

Navigating the Topology of 2x2 Games: An Introductory Note on Payoff Families, Normalization, and Natural Order

Bryan Bruns

bryanbruns@bryanbruns.com

OCTOBER 22, 2010 – WORKING DRAFT - TRANSMUTING 2X2 GAMES PAPER 3

The Robinson-Goforth topology of swaps in adjoining payoffs elegantly arranges 2x2 ordinal games in accordance with important properties including symmetry, number of dominant strategies and Nash Equilibria, and alignment of interests. Adding payoff families based on Nash Equilibria illustrates an additional aspect of this order and aids visualization of the topology. Making ties through half-swaps not only creates simpler games within the topology, but, in reverse, breaking ties shows the evolution of preferences, yielding a natural ordering for the topology of 2x2 games with ties. An ordinal game not only represents an equivalence class of games with real values, but also a discrete equivalent of the normalized version of those games. The topology provides coordinates which could be used to identify related games in a semantic web ontology and facilitate comparative analysis of agent-based simulations and other research in game theory, as well as charting relationships and potential moves between games as a tool for institutional analysis and design.

The topology of 2x2 games (Robinson and Goforth 2005) offers an elegant tool for understanding relationships among ordinal games and their transformations. Game theory research has concentrated on Prisoner's Dilemma and a few other symmetric games, although most of the possible games are asymmetric, and most possible ordinal games have ties. The topology helps show both the uniqueness of Prisoner's Dilemma, Chicken, and the games closely related to them, and how they fit into the much larger and more diverse landscape of games, many of which are assurance (Stag Hunt/coordination) games or have a harmonious cooperative (win-win) outcome, and even more of which have asymmetric outcomes. This paper briefly introduces the topology of 2x2 games and outlines how payoff families, normalization of payoff values, and natural ordering of preference structures aid understanding relationships among games in the topology.

The topology organizes games by closeness in terms of swaps in adjoining payoffs, revealing patterns in symmetry, number of dominant strategies and Nash Equilibria, and alignment of interests. Adding payoff families based on Nash Equilibria reveals another aspect of order in the topology (Bruns 2010a). Robinson and Goforth plot payoffs on order graphs to efficiently display symmetries and mixes of interests (Schelling 1960; Greenberg 1990; Robinson and Goforth 2005) as shown in their "periodic table" of 2x2 ordinal games.¹ A numeric display in normal form with additional visualization provides a more accessible version of the topology, which may make the topology easier to learn and use, including for analysis of potential moves between games (Bruns 2010c). Making ties between adjoining payoffs extends the topology to non-strict games (Robinson, Goforth, and Cargill 2007) and can

be arranged according to the distinct classes of preference structures for ties identified by Fraser and Kilgour (1986). The reverse process of breaking ties to create different payoffs indicates a natural ordering for the topology, and establishes a grid of coordinates useful for identifying related games, including normalized versions of games with real payoffs (Bruns 2010b).

Swaps. In the Robinson-Goforth topology of the payoff space of 2x2 games, swaps in the two lowest payoffs ($1 \leftrightarrow 2$) form *tiles* of four games, defining the games that are closest to each other. Swaps in middle payoffs

1 2 4 3 3 1 2 4 Called Bluff	1 2 4 3 3 1 2 4 Prisoners D.
1 2 4 3 3 1 2 4 Chicken	1 2 4 3 3 1 2 4 Called Bluff

Figure 1. Tile of $1 \leftrightarrow 2$ swaps

($2 \leftrightarrow 3$) and further low and mid swaps create a *layer* of nine tiles, and thirty-six games, which is a torus. Swaps in high payoffs ($3 \leftrightarrow 4$) create games on other layers, leading to the full topology of strict (no ties) ordinal games (Plate 1).

Layers and payoff families. Symmetric games lie on a diagonal from lower left (southwest) to upper right (northeast) (Plate 2a). In each layer, the lowest three rows have dominant strategies for the row player, and the left three columns have dominant strategies for the column player (Plate 2b). The regions with dominant strategies have a single Nash Equilibrium, while those without dominant strategies have either no Nash Equilibria, for the Cyclic games; or two, for the Stag Hunt and Battle of the Sexes families of games.

Payoff families based on Nash Equilibria provide a way of categorizing games by outcomes (Plate 1 and Plate 2c) and further revealing structure in the topology. Alignment of the two highest payoffs distinguishes layers (as shown by the payoff patterns inset in Plate 2a). Layer One, with the highest payoffs diagonally opposite, contains the symmetric games most

¹ Available at www.cs.laurentian.ca/dgoforth/home.html

studied by researchers: Prisoner's Dilemma, Chicken (often analyzed in evolutionary biology as Hawk and Dove strategies), and Battle of the Sexes, a variant of which is also called Hero (Rapoport 1967). Asymmetric variants of Battle of the Sexes still have identical Nash Equilibria, while their *improper* cousins mix 4,3 and 4,2 equilibria, combining Battle of the Sexes and Chicken outcomes. Layer One also contains the Prisoner's Delight game (Binmore 2007) and its variants, with second-best outcomes for each player at the Nash Equilibrium.

Layer Three has the two highest (*win-win*) payoffs in the same cell, forming mostly *harmonious* games with a single equilibrium based on dominant strategies for one or both players. The four *proper* Stag Hunt games, have 4,4 and 3,3 equilibria, bordered by games that mix 4,4 with 3,2 equilibria and, in one case a 2,2 equilibrium. Layer 3 games have been labeled as "no conflict" or "boring." However, as Robinson and Goforth point out, even many of the games with a single win-win equilibrium are games of mixed interests (Plate 2f). "No conflict" is a misnomer. The Stag Hunt (assurance/coordination) games with two different Nash Equilibria are particularly interesting for social theory (Sen 1967; Kollock 1998; Skyrms 2004).

Layers Two and Four are mirror images of each other that differ only by switching the positions of row and column players, part of the symmetric structure of the topology along the axis created by the symmetric games. Layers Two and Four include the well-known category of Cyclic games. Somewhat surprisingly, the largest subfamily, on these layers and overall, is composed of Samaritan games where a player following a dominant strategy gets their second-ranked outcome (exemplified by Buchanan's (1977; Schmidtchen 2002) model of Active Samaritan's Dilemma, Game 262).

Next to the Samaritan games are Unfair games, where a dominant strategy would lead a player to their third-ranked outcome. It should be noted these outcomes would result from playing dominant strategies based on a narrow, short-sighted rationality. Nash Equilibria need not match results from actual play, given bounded rationality, heuristics, learning, and other strategic factors, especially if communication is possible and play is repeated, (or if play begins from a particular starting point, as with the game of Samson and Delilah (Game 213) in Bram's (1994) *Theory of Moves*).

Layers Two and Four include asymmetric siblings and cousins to Prisoner's Dilemma with poor Pareto-inefficient Nash Equilibria, forming the Prisoner's Dilemma Family identified by Robinson and Goforth. This family can extend to include the adjoining Tragic games that also have poor 3,2 outcomes, but lack even the possibility of a Pareto-superior outcome. This layer

also has additional games with 3,3 equilibria, part of a family of Second Best games.

The 12 symmetric games plus the 66 games above or below that axis of symmetry (for switching positions of row and column players) compose the 78 unique strict ordinal games identified by Rapoport and colleagues (Rapoport and Guyer 1966; Rapoport, Guyer, and Gordon 1976). The topology includes key distinctions from that earlier taxonomy (Plate 2h), including the presence of win-win (4,4 or "no conflict") outcomes, two Nash Equilibria or none, and a Pareto-deficient equilibrium (though only identified by them for Prisoner's Dilemma and not for its siblings and cousins). The topology allows overlapping categories, rather than the Linnaean hierarchy attempted by Rapoport and colleagues, and does not depend on somewhat debatable judgments about threats and responses. Another typology and ordering of 2x2 games was developed by Brams (1994). Plotting this on the topology (Plate 2h) shows that his categories, and concepts concerning non-myopic equilibria, mainly cover games on Layers Two and Four (and he ignored Layer Three).

The topology locates the symmetric games within the much larger number of asymmetric games (Plate 2a), puts Prisoner's Dilemma and other games with Pareto-inferior and poor outcomes into the context of the games with better, but often biased, outcomes at Nash Equilibria (Plate 2c), and shows how games of pure conflict and of pure cooperation are greatly outnumbered by games with mixed interests (Plate 2f).

Hotspots and pipes. Swaps in the two highest payoffs link layers, with all the games in each row or column *slice* of tiles moving to the same layer, for row or column swaps respectively (2d). In *hotspots*, high swaps for both row and column link two tiles on two layers. *Pipes* weave

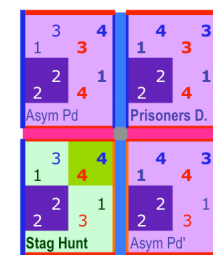


Figure 2. 3↔4 swaps

together four tiles on four layers.

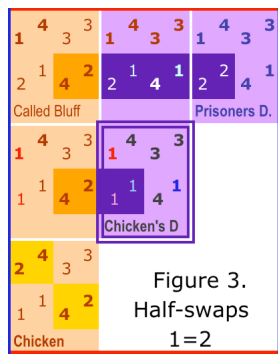
Links in pipes and hotspots can be followed more easily by separating movement into three components, for layer, tile, and game, corresponding to changes in the location of the four, three and two payoff values. Swapping a four changes layer, swapping a three changes tile, and swapping a one or two moves within a tile. (These components can also map swaps between non-adjointing payoffs, as in Buchanan's two versions of Samaritan's Dilemma.) For institutional analysis and design, swaps map how changes in payoff ranking transform incentive structures, for example the two swaps, one for each player, that transform Prisoner's Dilemma into a Stag Hunt (Figure 2) or the single

swaps that change Samaritan's Dilemma into a win-win game (Bruns 2010c).

Ties. Half-swaps make (or break) a tie between two adjoining payoffs, thus creating games in between those in a tile (Robinson, Goforth, and Cargill 2007) (see Plates 2g and 3). One example is the game midway between Prisoner's Dilemma and Chicken (Figure 3 and Plate 3a) (Oskamp 1971; Kilgour and Fraser 1988; Rapoport, Guyer, and Gordon 1976, 31). Combined swaps for both row and column create a game at the center of each tile, usually a simplified or idealized version of the games in the tile. Taken together, the games with ties for the two lowest payoffs form a simplified matrix of Tile Games (Plate 3c). Rousseau's story where all must cooperate to hunt a stag, but a player can get a hare regardless of what others do, corresponds (in the two-player version) to a game with ties for the middle payoffs, located diagonally between two tiles (Plate 3b). All ordinal games with ties can be seen as located between the games in the strict topology.

Additional ties form simpler games, down to Utter Harmony, the simplest game where both have at least one preference (Plate 3d). Robinson et al. noted that the games with two pairs of tied preferences form archetypal games, including Zero Sum (or, more precisely, a fixed sum game). Despite some claims that people are unlikely to play mixed strategies in real life, simple games on the same matrix as Utter Harmony pose situations where mixed or synchronized strategies would be very advantageous in repeated play.

Natural order. Robinson, Goforth and Cargill (2007) arranged their table of the number of unique non-strict ordinal games by the preference classes identified by Fraser and Kilgour (1986) resequenced to progress from the games with ties on the lowest payoffs to those with ties on higher payoffs (Robinson, Goforth, and Cargill 2007)(Plate 4b). Players may have two, three, or four distinct preferences (Plate 4a). For two preferences, there are three patterns: ties for the low rank, a pair of ties, or top rank. For three preferences, there may be ties for the low, middle, or high values. Contrary to Fraser and Kilgour's assertion (1986, 103) that "there is no natural order" for the non-strict games, the topology with ties, as resequenced by Robinson et al. shows a natural progression in numbers of preferences, leading from Utter Harmony (or the even simpler null game where neither player has a preference) at the



southwest corner to Prisoner's Dilemma in the northeast corner (Plate 4a) (Bruns 2010b).

This natural ordering also implies that if one wants to follow the conventional arrangement (used by Robinson and Goforth within games) of putting higher values along the north and east axes, then their table should be flipped, to move Prisoner's Dilemma from the southwest to the northeast. However, for convenient display of game properties, including swaps in high payoffs for Prisoner's Dilemma and neighboring games, it is still convenient to scroll the (torus) display to put Prisoner's Dilemma near the center, as in Plate 1.

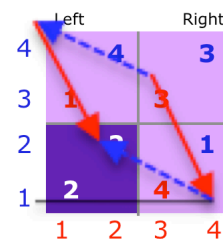


Figure 4. Order Graph

Normalizing real games. As discussed by Robinson and Goforth, each ordinal game represents an equivalence class of games with real number payoffs, although their simulation studies pointed out that games with the same ordinal structure behave differently and chaotically, if minor errors are allowed. The games with four discrete values from one to four may be seen as discrete equivalents to games with payoffs measured on interval or cardinal scales. Normalized versions of those games could be displayed on order graphs. The topology of ordinal games thus provides a set of coordinates for mapping the locations of games, and navigating between games through swaps or half-swaps in discrete ordinal payoffs, and through smaller changes in real values.

Coordinates. Robinson and Goforth's numeric indexing could be used for the matrices of games with ties (Plate 4a). In conjunction with Fraser and Kilgour's preference classes for ties (A-H), this would identify the location of specific games. Alternatively, "geographic" references (north-south-east-west) could be used, along with an index of preference classes. For a display arranged in the "natural order" with Prisoner's Dilemma in the far northeast corner (Plate 5), then Rousseau's Stag Hunt, with ties on the two middle preferences and a win-win outcome, would be game GG311, at the intersection of the 2₂ preference class, in the southwest layer, on the northeast corner: (Game 2₂2₂swNW, as in Plate 4a).

Robinson and Goforth's convention for displaying games puts the column with Row's four to the right (east) and the row with Column's four up (north), so win-win (4,4) payoffs are in the upper-right (northeast) cell. Games with row's four to the west or column's four to the south could be shown as quadrants of a larger display, thereby including games equivalent by switching rows, columns, or both. Coordinates with the

quadrant in this larger display would further specify games (implicitly, NE in Robinson and Goforth's convention). Research on heuristics and biases (Tversky and Kahneman 1990) found that responses to gains or losses are not symmetric, and similar differences may apply to otherwise equivalent games. It is worth noting that to the extent game payoffs occur randomly, and are not constrained to a small range of integer values, they will approximate the proportions in the topology of 144 strict ordinal 2x2 games (Simpson 2010).

Universal resource identifiers (URIs) for games could help identify research on equivalent or similar games and facilitate comparative analysis, for example findings from agent-based modeling, experiments, and other sources. For the semantic web (Berners-Lee et al. 2001), the best identifiers for games would be payoffs themselves, suitably encoded (a format such as game (a,d;b,e/c,f;d,g). The topology gives coordinates for locating games and metrics for how closely they are related. The topology thus provides the basis for an ontology of games, (in the computer science or information science sense of the term); more generally, the

topology graphs a connected ontology in payoff space (ecologically) and joint preferences (cognitively).

Extensions. As with game theory generally, the topology can extend to multiple players or moves, and preferences measured on ratio or real scales (Plate 4d). In the payoff space, the topology can extend to payoffs that are fuzzy, probabilistic, uncertain, or dynamic.

Conclusions. The 2x2 games are only a small elementary enclave within a vast and complex multidimensional space of joint preferences and actions. Nevertheless, such games can aid understanding of institutional diversity (Ostrom 2005, 6), not only of strategies but also of incentive structures and how they might be transformed. Visualization of payoff families, ordering games with ties by preference classes, and normalization of real payoffs further illustrate how the topology arranges the connections between 2x2 games. Overall, the topology links 2x2 games in an elegant order, showing relationships among games and their properties, guiding navigation between games, and aiding analysis of potential transmutations between games as part of institutional analysis and design.

References

- Berners-Lee, T., J. Hendler, O. Lassila, and others. 2001. The semantic web. *Scientific american* 284, no. 5: 28–37.
- Binmore, K. G. 2007. *Game theory: a very short introduction*. Oxford University Press, USA.
- Brams, S. J. 1994. *Theory of moves*. Cambridge Univ Pr.
- Bruns, Bryan. 2010a. *From Social Dilemmas to Harmony: Payoff Families in the Topology of 2x2 Games*. Working Paper. <http://hdl.handle.net/10535/5969>.
- . 2010b. *Archetypes and Order in the Topology of 2x2 Games with Ties (in preparation)*. Working Paper. Transmuting 2x2 Games. www.bryanbruns.com.
- . 2010c. Transmuting Samaritan's Dilemmas in Irrigation Aid: An Application of the Topology of 2x2 Games. In . Tempe AZ, October 1.
- Buchanan, James. 1977. The Samaritan's Dilemma. In *Freedom in Constitutional Contract: Perspectives of a Political Economist*, ed. James Buchanan, 169–185. College Station: Texas A&M University Press.
- Fraser, N. M., and D. M. Kilgour. 1986. Non-strict ordinal 2x2 games: A comprehensive computer-assisted analysis of the 726 possibilities. *Theory and Decision* 20, no. 2: 99–121.
- Greenberg, J. 1990. *The theory of social situations: an alternative game-theoretic approach*. Cambridge Univ Pr.
- Kilgour, D. M., and N. M. Fraser. 1988. A taxonomy of all ordinal 2x2 games. *Theory and Decision* 24, no. 2: 99–117.
- Kollock, P. 1998. Social dilemmas: The anatomy of cooperation. *Annual review of sociology* 24, no. 1: 183–214.
- Oskamp, Stuart. 1971. Effects of Programmed Strategies on Cooperation in the Prisoner's Dilemma and Other Mixed-Motive Games. *The Journal of Conflict*
- Resolution* 15, no. 2 (June): 225–259. <http://www.jstor.org/stable/173471>.
- Ostrom, E. 2005. *Understanding institutional diversity*. Princeton, NJ: Princeton University Press.
- Rapoport, A. 1967. Exploiter, leader, hero, and martyr: the four archetypes of the 2 times 2 game. *Behavioral science* 12, no. 2: 81.
- Rapoport, A., and M. Guyer. 1966. A taxonomy of 2 x 2 games. *General Systems* 11, no. 1: 203–214.
- Rapoport, A., M. Guyer, and D. G. Gordon. 1976. *The 2 x 2 game*. Univ of Michigan Pr.
- Robinson, D., D. Goforth, and M. Cargill. 2007. Toward a Topological Treatment of the Non-strictly Ordered 2x2 Games.
- Robinson, D. R., and D. J. Goforth. 2005. *The topology of the 2x2 games: a new periodic table*. Routledge.
- Schelling, T. C. 1960. *The strategy of conflict*. Cambridge MA: Harvard University Press.
- Schmidtchen, D. 2002. To Help or Not to Help: The Samaritan's Dilemma Revisited. In *Method and Morals in Constitutional Economics: Essays in Honor of James M. Buchanan*, 470.
- Sen, A. K. 1967. Isolation, assurance and the social rate of discount. *The Quarterly Journal of Economics* 81, no. 1: 112–124.
- Simpson, J. 2010. *Simulating Strategic Rationality*. Ph.D. Dissertation, Edmonton: University of Alberta.
- Skyrms, B. 2004. *The stag hunt and the evolution of social structure*. Cambridge Univ Pr.
- Tversky, A., and D. Kahneman. 1990. Rational choices and the framing of decisions. In *The Limits of Rationality*, ed. K. Schweers Cook and M. Levi. Chicago: University of Chicago Press.

1. Topology of 2x2 Games with Payoff Families

Column Payoffs
Row payoffs
Nash equilibrium (Maximin for cyclic)
Bold = Pareto optimal
Pareto-inferior
Prisoner's Dilemma

Adjacent games are neighbors by payoff swaps
1↔2 swaps form tiles of 4 games
2↔3 swaps link tiles into four layers
3↔4 swaps switch layers
Each layer is a torus, table is a torus
Layers scrolled to center Pd
Numbering: Layer-Row-Column Pd=111

nw	ne
sw	se

4	1
3	2

1. WIN-WIN 4-4 Harmonious
2. BIASED 4-3 Stag Hunt
3. SECOND BEST 3-3 Samaritan
4. UNFAIR 4-2 Self-serving
5. PD FAMILY Pd 2-2
6. CYCLIC - (no Nash Equilibrium) Alibi 3-2 Tragic 3-2

4	1	6	5	4	3	2	1	6	5	4	3	2	1	1
2	2	3	4	1	3	2	4	2	4	3	1	2	4	3
2	1	4	2	1	4	3	1	2	4	3	1	2	4	3
	Heg. Stability	Samaritan _{nw}	Samaritan _{sw}	Clock _{nw}	Clock _{sw}	Endless	Called Bluff	Bully	Unfair	Skewed BoS	Asym BoS	Chicken	2	3
3	3	2	4	1	3	2	4	2	4	3	1	2	4	3
3	1	4	2	1	4	3	1	2	4	3	1	2	4	3
	Samson	Asym Sd _{nw}	Asym Sd _{sw}	Cycle _{nw}	Cycle _{sw}	Inspector	Self-serving _{sw}	Protector _{nw}	Protector _{sw}	Favorites _{sw}	Battle of Sexes	Asym BoS'	1	4
4	3	2	4	1	3	2	4	2	4	3	1	2	4	3
4	1	4	2	1	4	3	1	2	4	3	1	2	4	3
	Delilah	Asym Sd _{sw}	Asym Sd _{nw}	Pursuit	Pareto	Missile Crisis	Self-serving _{sw}	Protector _{sw}	Protector _{sw}	Hero	Favorites _{sw}	Skewed BoS'	2	4
5	3	2	4	1	3	2	4	2	4	3	1	2	4	3
5	1	4	2	1	4	3	1	2	4	3	1	2	4	3
	Hostage	Benevolence _{nw}	Benevolence _{sw}	2nd Best _{nw}	2nd Best _{sw}	Big Bully	Tragedy	Delight _{nw}	Pure Delight	Protector _{nw}	Protector _{sw}	Unfair'	2	1
6	3	2	4	1	3	2	4	2	4	3	1	2	4	3
6	1	4	2	1	4	3	1	2	4	3	1	2	4	3
	Blackmailer	Benevolence _{sw}	Benevolence _{nw}	2nd Best _{sw}	2nd Best _{nw}	Hamlet	Total Conflict	Mixed Delight	Delight _{sw}	Protector _{sw}	Protector _{nw}	Bully'	3	4
1	3	2	4	1	3	2	4	2	4	3	1	2	4	3
1	1	4	2	1	4	3	1	2	4	3	1	2	4	3
	Id. Hegemony	Samaritan _{nw}	Samaritan _{sw}	Revelation	Alibi	Asym Pd	Prisoners D.	Total Conflict'	Tragedy'	Self-serving _{nw}	Self-serving _{sw}	Called Bluff	1	3
2	3	2	4	1	3	2	4	2	4	3	1	2	4	3
2	1	4	2	1	4	3	1	2	4	3	1	2	4	3
	Win-win'	C. Aligned _{nw}	C. Aligned _{sw}	C. Assurance _{nw}	C. Assurance _{sw}	Stag Hunt	Asym Pd'	Hamlet'	Big Bully'	Missile Crisis'	Inspector'	Endless'	1	4
3	3	2	4	1	3	2	4	2	4	3	1	2	4	3
3	1	4	2	1	4	3	1	2	4	3	1	2	4	3
	R Assurance _{sw}	Commons _{nw}	Commons _{sw}	Coordination _{nw}	Coordination _{sw}	R Assurance _{nw}	Alibi'	2nd Best _{nw}	2nd Best _{sw}	Pareto'	Cycle _{nw}	Clock _{nw}	3	2
4	3	2	4	1	3	2	4	2	4	3	1	2	4	3
4	1	4	2	1	4	3	1	2	4	3	1	2	4	3
	R Assurance _{nw}	Commons _{sw}	Commons _{nw}	Coordination _{sw}	Coordination _{nw}	R Assurance _{sw}	Revelation'	2nd Best _{sw}	2nd Best _{nw}	Pursuit	Cycle _{sw}	Clock _{sw}	3	1
5	3	2	4	1	3	2	4	2	4	3	1	2	4	3
5	1	4	2	1	4	3	1	2	4	3	1	2	4	3
	Row Aligned _{sw}	Harmony _{nw}	Harmony-mix	Commons _{nw}	Commons _{sw}	Row Aligned _{nw}	Samaritan _{sw}	Benevolent _{nw}	Benevolent _{sw}	Asym Sd _{sw}	Asym Sd _{nw}	Samaritan _{sw}	3	4
6	3	2	4	1	3	2	4	2	4	3	1	2	4	3
6	1	4	2	1	4	3	1	2	4	3	1	2	4	3
	Row Aligned _{sw}	Harmony-pure	Harmony _{sw}	Commons _{sw}	Commons _{nw}	Row Aligned _{sw}	Samaritan _{sw}	Benevolent _{sw}	Benevolent _{nw}	Asym Sd _{sw}	Asym Sd _{sw}	ActiveSamr _{sw}	1	2
1	3	2	4	1	3	2	4	2	4	3	1	2	4	3
1	1	4	2	1	4	3	1	2	4	3	1	2	4	3
	No Conflict	C. Aligned _{nw}	C. Aligned _{sw}	C. Assurance _{nw}	C. Assurance _{sw}	Win-win	Id. Hegemony'	Blackmailer'	Hostage'	Delilah'	Samson'	Heg. Stability'	1	3
3	3	2	4	1	3	2	4	2	4	3	1	2	4	3
3	1	4	2	1	4	3	1	2	4	3	1	2	4	3

To find a game: Make ordinal 1<2<3<4

Put column with Row's 4 right; put row with

Column's 4 up. Then find layer,

Row's 4 up=Layers 2&3; down=1&4

Column's 4 left=Layers 1&2. Right=3&4

Find Row & Column payoffs

Game is at intersection.

Modified from Robinson and Goforth 2005

The Topology of 2x2 Games: A New Periodic Table

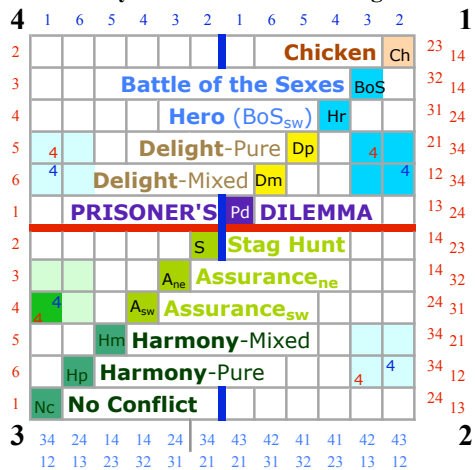
also see: www.cs.laurentian.ca/dgoforth/home.html

© CC BY-SA 2010 v2.3

Available at www.bryanbruns.com/2x2chart.pdf

2. The Topology Arranges 2x2 Games in an Elegant Order

a. Twelve Symmetric Games on Diagonal



Row payoffs same across row, column same down

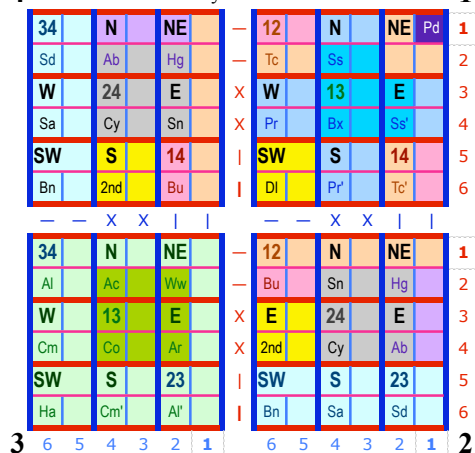
d. High swaps ($3 \leftrightarrow 4$) link layers

6 hotspots double-link tiles
on two layers by $3 \leftrightarrow 4$ swaps
6 pipes link 4 tiles on 4 layers

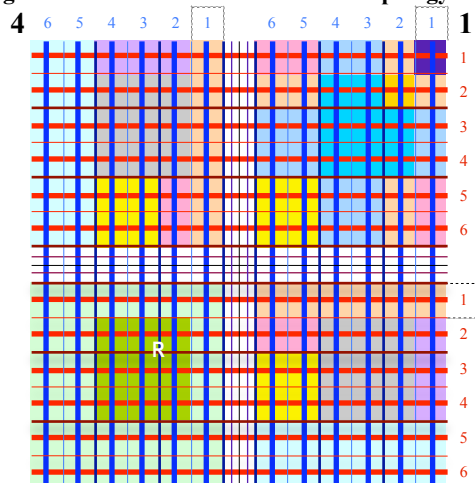
3↔4 swap layer vectors — X | ↕↔

Inside tile: \updownarrow row swaps row. \leftrightarrow column swaps column

4 Scrolled to natural layout: Pd neNEne **1**

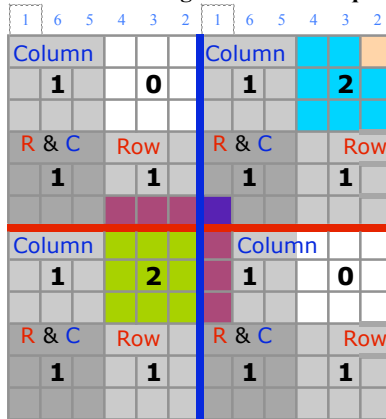


g. Games with Ties are within the Topology



3 Swaps $1 \leftrightarrow 2$ & $2 \leftrightarrow 3$ **Half-swaps** $1=2$ & $2=3$ **PdneNI** **2**
Ordinal games are at intersections (nodes/vertices)
 Games with ties (non-strict) lie between strict
 ordinal games (as do other normalized games)
 See Plate 3b and see Robinson, Goforth & Cargill 2007

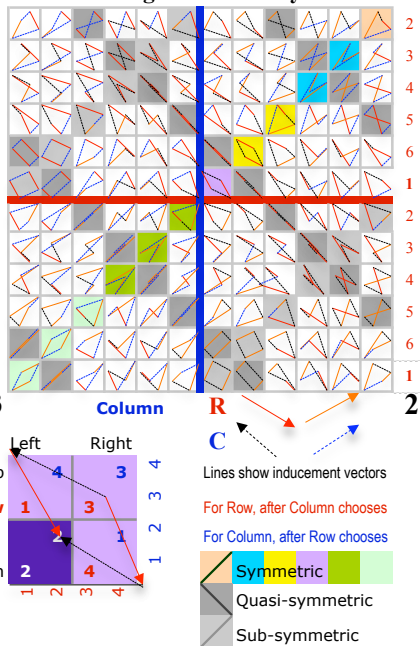
b. Dominant Strategies and Nash Equilibria



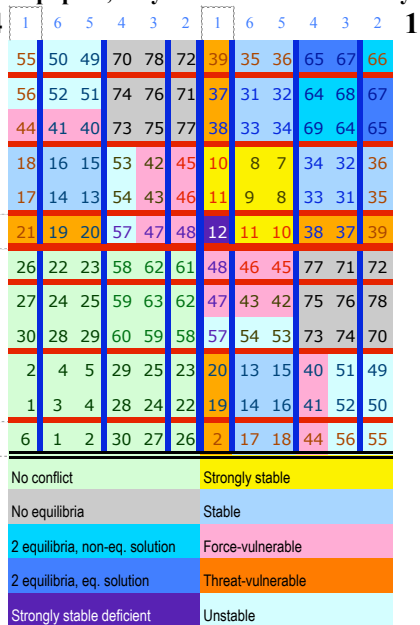
Row has dominant strategies in lower 3 rows,
column in left 3 columns, of each layer

e. Order Diagrams Show Symmetries

e. Order Diagrams Show Symmetries

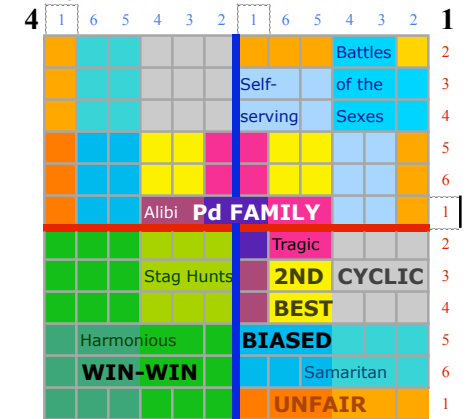


h. Rapoport, Guyer & Gordon Taxonomy



Adapted from Robinson & Goforth 2003; see Rapoport et al. 1976 *The 2x2 Games*

c. Payoff Families and Subfamilies

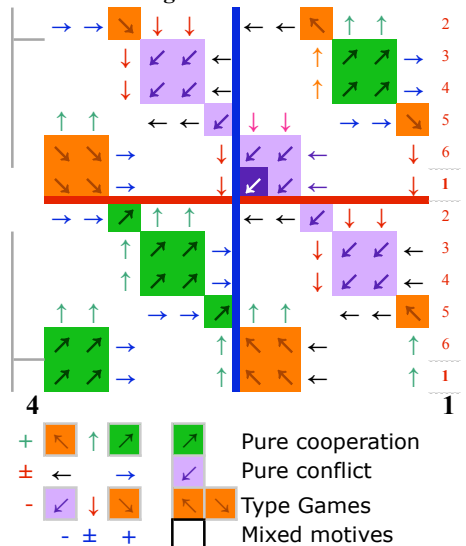


3 Tragic subfamily added to Pd family

Added families: Second Best, Biased, and Unfair

Subfamilies: Samaritan, Self-serving, & Harmonious

f. Interests Aligned or Mixed

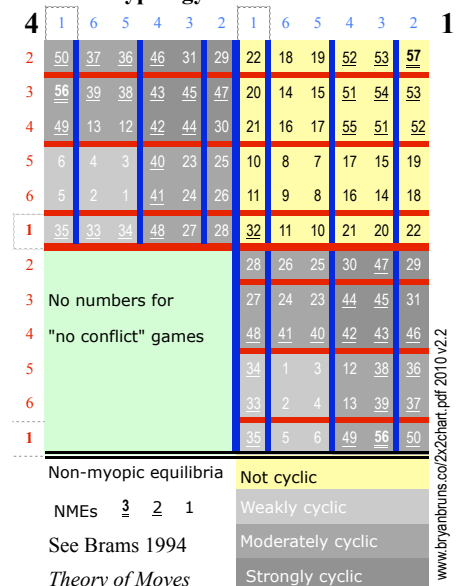


For inducement correspondences, see:

Greenberg 1990 *The Theory of Social Situations*

For Type games, see Robinson & Goforth 2005

i. Brams Typology and Game Numbers



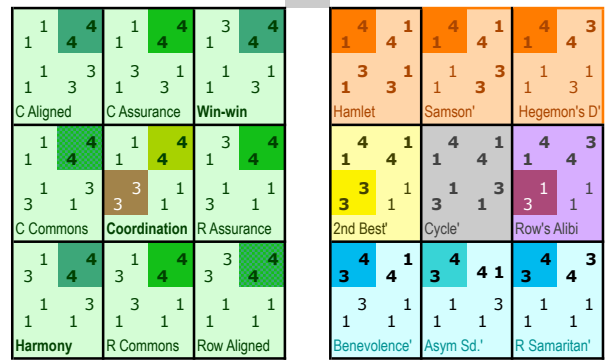
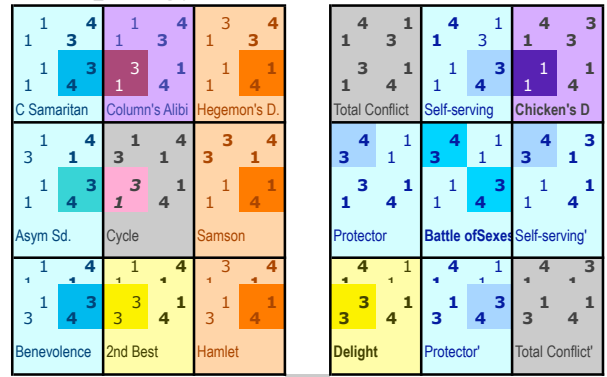
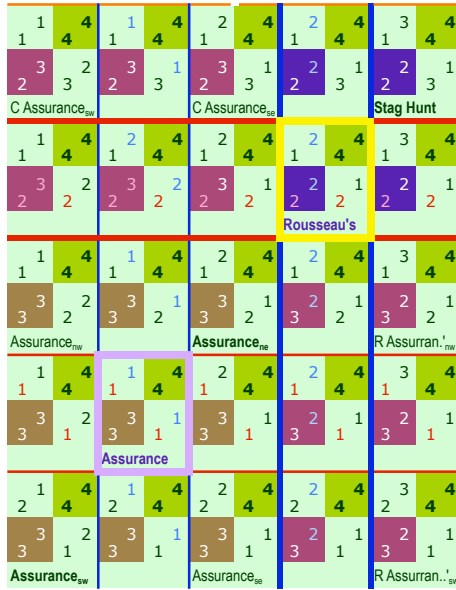
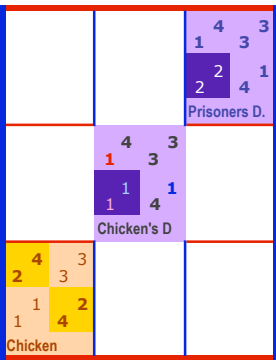
3. Ties Make Simpler Games Within the Topology of 2x2 Games

b. A Herd of Stag Hunts

Rousseau's Stag and Hare Hunt diagonally between tiles. 2=3 half-swaps

a. Ties Make Games in Between

Chicken's Dilemma at the center of the Pd-Chicken Tile



c. Tile Games

Made by two 1=2 half-swaps

$$2_3 \text{ 0111} \dots$$

$$E \text{ 1, 2=3=4}$$

d. Simple Games

Two preferences for both players, one, two, or three ties

$$2_2 \text{ 0011} \dots$$

$$C \text{ 1=2, 3=4}$$

B, C, E Distinct Payoff Classes

see Fraser & Kilgour 1988

1=2 Half-swap payoff tie or split

see Robinson, Goforth & Cargill 2007:9

Unshaded games are equivalents by swaps of rows, columns or both

$$2_1 \text{ 0001} \dots$$

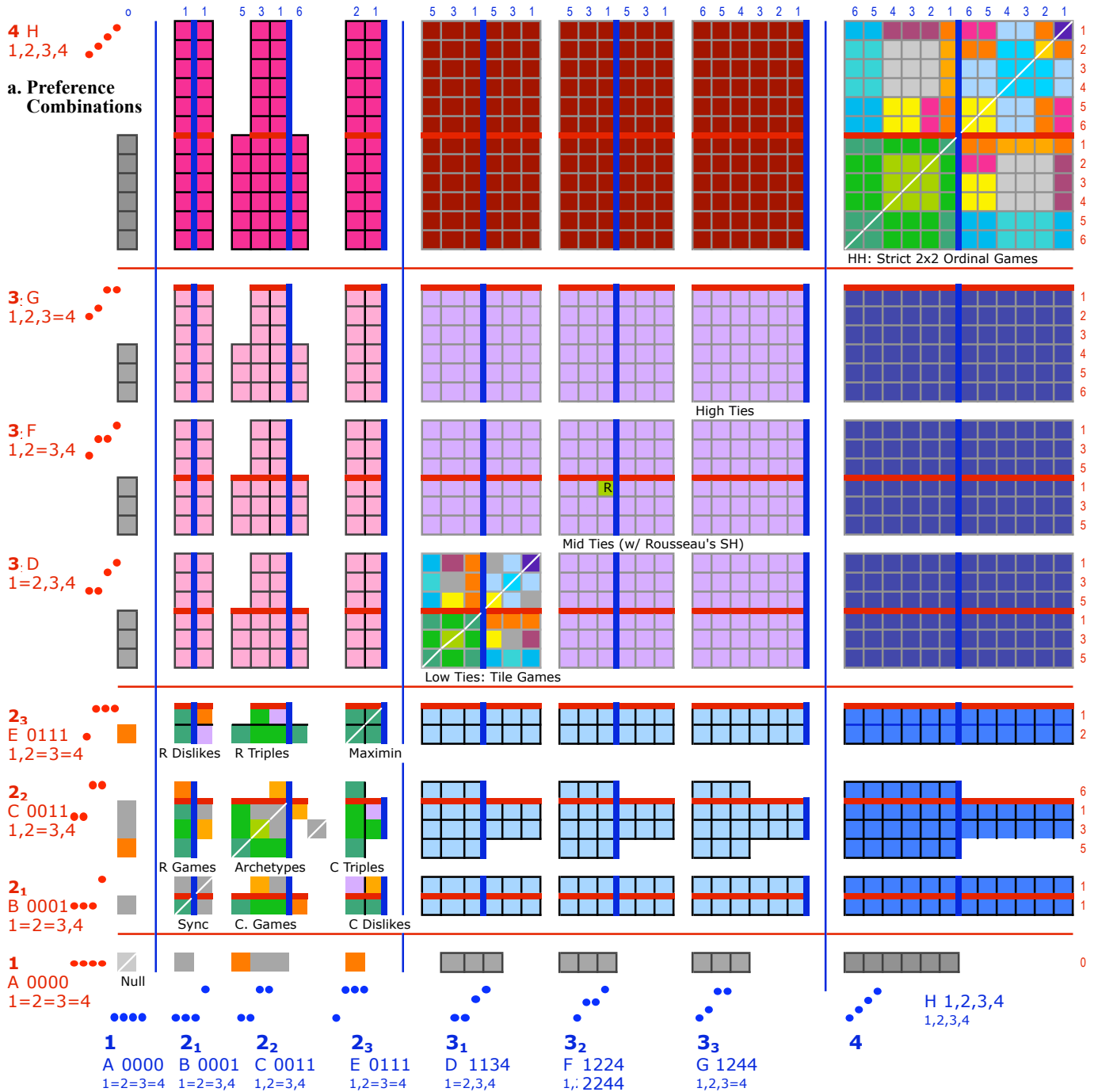
$$B \text{ 1=2=3, 4}$$

Win-win equilibrium
Win-Lose
No dominance



$$2_3 \text{ 0111} \dots$$

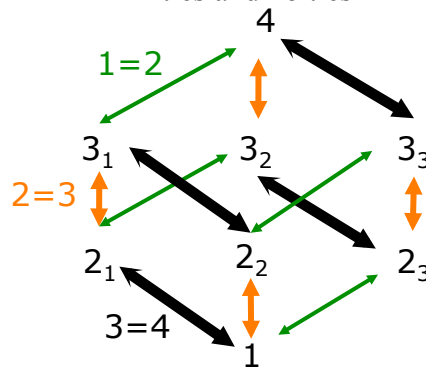
4. Navigation Chart for the Topology of 2x2 Ordinal Games with Ties



b. Ordinal Games Categorized by Distinct Payoff Classes

Game Type	Payoff Class	1	2	3	4	Total
4 H	6	24	36	24	72	144
3 ₃ G	3	12	18	12	36	72
3 ₂ F	3	12	18	12	36	72
3 ₁ D	3	12	18	12	36	72
2 ₃ E	1	4	6	4	12	24
2 ₂ C	3	6	12	6	18	36
2 ₁ B	1	4	6	4	12	24
1 A	1	1	3	1	3	6
Total	1413					

c. Half-swap Pathways between All ties and no ties



d. Beyond Extending the Topology

