

# Theoretical study on the variation of ordering vector in $\text{Ce}(\text{Pd}_{1-x}\text{M}_x)_2\text{Al}_3$ (M=Ag, Cu)

Kazunori Tanaka,\* Takumi Araki, and Katsuro Hanzawa

*Department of Physics,  
Faculty of Science and Technology,  
Tokyo University of Science,  
Noda 278-8510, Japan*

(Dated:)

## Abstract

In heavy-fermion compounds, the crossover from the localized to itinerant heavy-fermion state is observed with lowering temperature, frequently accompanied by magnetism. Ordering vectors of magnetism often vary with applying pressure or with substituting atoms. In  $\text{Ce}(\text{Pd}_{1-x}\text{M}_x)_2\text{Al}_3$  with M = Ag, Cu, the  $(0, 0, 1/2)$ -antiferromagnetic (AF), ferromagnetic (F), and another AF orders are observed for  $x < 0.05$ ,  $0.1 < x < 0.4$ , and  $0.5 < x$ , respectively. This change in the ordering vector is considered to be caused by the change in the conduction-band structures. Using the anisotropic RKKY interaction model reflecting the spacial anisotropic distribution of the  $f$  states and also the conduction-band structures, we study the change in the ordering vector of  $\text{Ce}(\text{Pd}_{1-x}\text{M}_x)_2\text{Al}_3$  with  $x$  theoretically. As a result, the variation of the ordering vector is explained by treating the substitution of atoms as the conduction-electron doping, and the ordering vector of the AF state for  $x > 0.5$  is considered to be  $(1/2, 0, 1/2)$ .

PACS numbers: 75.10.-b, 71.27.+a

## I. INTRODUCTION

Heavy-fermion systems, such as Ce-based and U-based compounds, exhibit at low temperatures the magnetic orders with various ordering vectors, which often vary with applying pressure or with substituting atoms. In this paper, we treat the magnetism of  $\text{Ce}(\text{Pd}_{1-x}\text{M}_x)_2\text{Al}_3$  with  $\text{M} = \text{Ag}, \text{Cu}$ .  $\text{CePd}_2\text{Al}_3$  crystallizes in the  $\text{PrNi}_2\text{Al}_3$ -type simple hexagonal (SH) structure, which has the  $D_{6h}$  point-group and the  $\text{P6}/\text{mmm}$  space-group symmetry, with the lattice constants approximately  $a = 5.471 \text{ \AA}$  and  $c = 4.216 \text{ \AA}$ . The magnitude of the Sommerfeld coefficient ( $\gamma \sim 380 \text{ mJ mol}^{-1}\text{K}^{-2}$ )<sup>1</sup> indicates that this compound is in the heavy-fermion state. The  $f$  states with the total angular momentum  $J = 5/2$ , which mainly contribute to the formation of the heavy fermion state, are divided into three doublets with  $M = \pm 1/2, \pm 3/2$ , and  $\pm 5/2$ , where  $M$  is the  $z$  ( $c$ ) component of  $J$ , in the hexagonal crystalline electric field (CEF).  $\text{CePd}_2\text{Al}_3$  exhibits a large value of  $\chi_a/\chi_c$  ( $\sim 20$ )<sup>2</sup> in the paramagnetic phase, indicating that the CEF ground states for the  $f$  electrons are composed of the  $M = \pm 1/2$  states mainly. In fact, the susceptibility in the paramagnetic phase is described well by assuming the CEF ground states as  $M = \pm 1/2$ , and the excited states as  $\pm 3/2$  (33 K) and  $\pm 5/2$  (800 K)<sup>2</sup>.  $\text{CePd}_2\text{Al}_3$  orders in the antiferromagnetic (AF) state of  $\mathbf{Q} = (0, 0, 1/2)$  at  $T_N = 2.8 \text{ K}$ <sup>1</sup>, with the saturation moment of  $m_0 \sim 0.38\mu_B$ <sup>3</sup>. Note that  $(Q_a, Q_b, Q_c)$  denotes  $Q_a a^* + Q_b b^* + Q_c c^*$ , where  $a^*, b^*$ , and  $c^*$  are the reciprocal lattice vectors. The change in the ordering vector is observed in  $\text{Ce}(\text{Pd}_{1-x}\text{M}_x)_2\text{Al}_3$ , in which Ag or Cu are substituted for Pd<sup>4-6</sup>. The  $(0, 0, 1/2)$ -AF order region  $x < 0.05$  is followed by the crossover region  $0.05 < x < 0.1$ , the ferromagnetic (F) order region  $0.1 < x < 0.4$ , another crossover region  $0.4 < x < 0.5$ , and another AF order (the ordering vector is unreported) region  $0.5 < x$ . At  $x = 0.2$ , the reversed anisotropy in the susceptibility of  $\chi_a/\chi_c < 1$  is observed<sup>4,5</sup>, indicating that the CEF ground state has changed from the  $M = \pm 1/2$  states to other states. Although the susceptibility cannot be fit well, it is natural to assume the CEF ground state for the doped system as  $M = \pm 3/2$ , because the estimated splitting from the ground state  $M = \pm 1/2$  is small in the undoped system ( $\text{CePd}_2\text{Al}_3$ ). Moreover, the substitution of Ag or Cu gives rise to the electron doping in the conduction band. To understand the ordering-vector variation, we should consider the realistic conduction-band structures, as well as the charge distribution anisotropy of the  $f$  states. Here we report a theoretical study on the magnetism of  $\text{Ce}(\text{Pd}_{1-x}\text{M}_x)_2\text{Al}_3$  using the anisotropic RKKY interaction which

reflects both the spacial anisotropic distribution of the  $f$  states and the conduction-band structures.

With lowering temperature ( $T$ ), the  $f$  electrons in heavy-fermion compounds exhibit the crossover from the localized to itinerant state, as observed in the angle-resolved photoemission spectroscopy (ARPES) for CeIrIn<sub>5</sub><sup>7</sup> and UPd<sub>2</sub>Al<sub>3</sub><sup>8</sup>. For  $T > T^* \approx 50$  K, the  $f$  electrons are localized at the energy level  $E_f$  far below the Fermi level. In the region below  $T^*$ , the  $f$  electrons become gradually hybridized with the conduction band, to form the renormalized quasi-particles, namely the heavy fermions. Even in this low  $T$  region, however, the quasi-particles possess very large mass enhancement factor  $m^*/m \sim z^{-1}$ , indicating that the  $f$  electrons with the fraction of  $1 - z \approx 0.9 - 0.99$  persist as the incoherent, namely localized, part. In this paper we discuss the relative stability of the magnetic states with different ordering vectors. In this case, the large fraction of the localized  $f$  electrons remaining still at  $T < T^*$  dominantly contributes to determining the magnetism, and the rest, that is, the small fraction of the itinerant  $f$  electrons give only a small deviation on it. Therefore, the Ruderman-Kittel-Kasuya-Yosida (RKKY) interaction is responsible for the magnetism of these heavy-fermion compounds, even though the magnetic transition temperature, typically 1 – 10 K, is lower than  $T^*$ . The magnetic order is considered to be influenced by the orbital anisotropy of the  $f$  electrons, which is reflected in the susceptibility anisotropy, and also by the conduction-band structures.

## II. FORMALISM

We obtain the conduction-band structures of CePd<sub>2</sub>Al<sub>3</sub> from the band calculation using abinit<sup>9,10</sup> for the non- $f$  counterpart system, in which La are substituted for Ce. In the band calculation, we adopt the Troullier-Martins pseudopotential<sup>11</sup>, and the exchange-correlation term is determined according to Perdew and Wang<sup>12</sup>. The wave functions are expanded by the plane waves up to the cutoff energy of 60 Ry, and the 12<sup>3</sup>  $\mathbf{k}$ -point mesh with the special point technique by Monkhorst and Pack<sup>13</sup> are adopted.

Using this conduction-band structures, we calculate the RKKY interactions between  $4f$  electrons of the Ce ions. In this case, it is necessary to take into account the effects of the anisotropic charge distribution of the  $4f$  electrons on the hybridization, as initiated by Coqblin and Schrieffer.<sup>14</sup> Instead of the on-site hybridizations between the conduction and

$f$  electrons ( $c$ - $f$  hybridizations) with the plane-wave conduction states in Ref. 14, we adopt the  $c$ - $f$  hybridizations derived from the two-center Slater-Koster integrals<sup>15,16</sup> between the Ce and Pd (or Al) sites in the following way. We take account of all conduction bands (labeled by  $\gamma$ ) which cross the Fermi level, where only the Al  $3p$ , Pd  $5p$ , and Pd  $4d$  electrons are assumed to hybridize with the  $f$  electrons on the Ce sites. For the Ce  $4f$  electrons, we consider only a single ground-state CEF doublet labeled by the  $z$  component of  $J$ ,  $M = \pm|M|$  ( $|M| = 1/2, 3/2, \text{ or } 5/2$ ).

Taking the number of unit cells  $N$ , the RKKY-interaction Hamiltonian is expressed as

$$\begin{aligned}
H_{\text{RKKY}} &= \frac{1}{2N} \sum_{ijMM'} E_{|M|}(\mu, \mathbf{R}_i - \mathbf{R}_j) f_{iM}^\dagger f_{iM'} f_{jM'}^\dagger f_{jM}, \quad (1) \\
E_{|M|}(\mu, \mathbf{R}) &= \frac{2}{E_f^2} \sum_{\gamma\mathbf{k}\mathbf{k}'} \frac{f(\varepsilon_{\gamma\mathbf{k}} - \mu) [1 - f(\varepsilon_{\gamma\mathbf{k}'} - \mu)]}{\varepsilon_{\gamma\mathbf{k}} - \varepsilon_{\gamma\mathbf{k}'}} \\
&\quad \times B_{\gamma\mathbf{k}M} e^{-i\mathbf{k}\cdot\mathbf{R}} B_{\gamma\mathbf{k}'M} e^{i\mathbf{k}'\cdot\mathbf{R}} \\
&= \frac{2}{E_f^2} \sum_{\gamma\mathbf{k}\mathbf{k}'} \frac{f(\varepsilon_{\gamma\mathbf{k}} - \mu) [1 - f(\varepsilon_{\gamma\mathbf{k}'} - \mu)]}{\varepsilon_{\gamma\mathbf{k}} - \varepsilon_{\gamma\mathbf{k}'}} \\
&\quad \times B_{\gamma\mathbf{k}M} \cos(\mathbf{k}\cdot\mathbf{R}) B_{\gamma\mathbf{k}'M} \cos(\mathbf{k}'\cdot\mathbf{R}), \quad (2)
\end{aligned}$$

where  $\mu$ ,  $\varepsilon_{\gamma\mathbf{k}}$ , and  $f(\varepsilon_{\gamma\mathbf{k}} - \mu)$  are the chemical potential, the energy of the conduction band  $\gamma$ , and the Fermi distribution function, respectively.  $B_{\gamma\mathbf{k}M}$  consists of the terms derived from all process in which the  $4f$  electrons on a Ce sites and the conduction electron are scattered into the  $4f$  electrons on the Ce sites and conduction electrons with their angular momenta unchanged. The conduction electrons with given  $l$  and  $m$  are derived from various crystallographically inequivalent atoms, denoted as Ce, Al1, Al2, Al3, Pd1, and Pd2.  $B_{\gamma\mathbf{k}M}$  includes two kinds of terms derived from two kinds of scattering: (1) the scattering in which the conduction electrons from equivalent atom are concerned; (2) the scattering in which the conduction electrons from inequivalent atoms are concerned. Here, we denote (1) as the equivalent-atom scattering and (2) as the inequivalent-atom scattering. To calculate the the inequivalent-atom terms in  $B_{\gamma\mathbf{k}M}$ , we may be required to obtain with high accuracy the composition of the conduction electron using the decomposition into Wannier functions on the basis of the Slater-Koster method. Such a task is, however, difficult to execute. To avoid this difficulty, we replace the sum of such inequivalent-atom terms in  $B_{\gamma\mathbf{k}M}$  by a constant  $V_0^2$ , because the sum of such terms are expected to consist of variously  $\mathbf{k}$ -dependent term, and hence to have a weak  $\mathbf{k}$  dependence. On the other hand, for the equivalent-atom scattering,

we calculate the corresponding terms in  $B_{\gamma\mathbf{k}M}$  by the use of the two-center Slater-Koster integrals.<sup>15,16</sup>

Thus, we obtain the expression of  $B_{\gamma\mathbf{k}M}$  as

$$B_{\gamma\mathbf{k}M} = 4 \sum_{X\sigma nlm} \rho_{\gamma\mathbf{k}Xnlm} \frac{7 - 4M\sigma}{14} |V_{\gamma\mathbf{k}M-\sigma Xnlm}|^2 + V_0^2, \quad (3)$$

where  $X$  is the label of crystallographically inequivalent atoms,  $\sigma$  is the spin of the  $f$  electron, and  $n, l, m$  are the principal, azimuthal, and magnetic quantum numbers of the conduction electrons, respectively.  $V_{\gamma\mathbf{k}M-\sigma Xlm}$  is the hybridization matrix element obtained from the Slater-Koster integrals  $I_{M-\sigma Xnlm}(\mathbf{r}_j)$ ;

$$V_{\gamma\mathbf{k}M-\sigma Xnlm} = \sum_{j \in X} I_{M-\sigma Xnlm}(\mathbf{r}_j) e^{-i\mathbf{k} \cdot \mathbf{r}_j}, \quad (4)$$

where  $j$  denotes all sites of  $X$  atoms, which are distant by  $\mathbf{r}_j$  from the relevant Ce site. The coefficient  $\rho_{\gamma\mathbf{k}Xnlm}$  cannot be obtained directly from our band calculation. What we can obtain is only the partial density of states (DOS) of the conduction electrons derived from given kind of atom (Ce, Pd, or Al), with given  $n$  and  $l$ . Therefore, we assume that  $\rho_{\gamma\mathbf{k}Al i 3p m} = P_{Al 3p}/9$ , where  $P_{Al 3p}$  is the ratio of the partial DOS of the Al 3p electrons to the total conduction-electron DOS at the Fermi level, and the denominator 9 is the product of 3 (Al1-3) and 3 ( $m = 1, 0, -1$ ). Similarly, we assume that  $\rho_{\gamma\mathbf{k}Pd i 5p m} = P_{Pd 5p}/6$  and  $\rho_{\gamma\mathbf{k}Pd i 4d m} = P_{Pd 4d}/10$ . The value obtained from our band calculation is  $P_{Al 3p} = 0.27$ ,  $P_{Pd 5p} = 0.20$ , and  $P_{Pd 4d} = 0.15$ .

We discuss, as an example, how to obtain  $|V_{\gamma\mathbf{k}M-\sigma Al 13p m}|^2$ . In this case, neighboring Al1 atoms are distant from the relevant Ce site by  $\mathbf{r}_1 = \mathbf{a}/2 + \mathbf{c}/2$ ,  $\mathbf{r}_2 = -\mathbf{a}/2 + \mathbf{c}/2$ ,  $\mathbf{r}_3 \equiv -\mathbf{r}_1 = -\mathbf{a}/2 - \mathbf{c}/2$ , and  $\mathbf{r}_4 \equiv -\mathbf{r}_2 = \mathbf{a}/2 - \mathbf{c}/2$ . In the case that  $M - \sigma - m$  is even, the Slater-Koster integrals exhibit the same value for the four distance  $\mathbf{r}_{1-4}$ , giving rise to

$$|V_{\gamma\mathbf{k}M\sigma Al 13p m}|^2 = 16 |I_{M-\sigma Al 13p m}(\mathbf{r}_1)|^2 \cos^2\left(\frac{\mathbf{a}}{2} \cdot \mathbf{k}\right) \cos^2\left(\frac{\mathbf{c}}{2} \cdot \mathbf{k}\right). \quad (5)$$

For odd  $M - \sigma - m$ , the Slater-Koster integrals exhibit the same value for  $\mathbf{r}_{1,3}$  and the value multiplied by  $(-1)$  for  $\mathbf{r}_{2,4}$ , giving rise to

$$|V_{\gamma\mathbf{k}M\sigma Al 13p m}|^2 = 16 |I_{M-\sigma Al 13p m}(\mathbf{r}_1)|^2 \sin^2\left(\frac{\mathbf{a}}{2} \cdot \mathbf{k}\right) \sin^2\left(\frac{\mathbf{c}}{2} \cdot \mathbf{k}\right). \quad (6)$$

Similarly,  $|V_{\gamma\mathbf{k}M\sigma Al 2(3)}|^2$  is obtained by replacing  $\mathbf{a}$  by  $\mathbf{b}$  ( $\mathbf{a} + \mathbf{b}$ ) in Eqs. (5)-(6), noting that  $|I_{M-\sigma Al i l m}(\mathbf{r}_j)|^2$  is independent of  $i$ , and of  $j$ , which holds for Pd as well. Thus,

$\sum_i |V_{\gamma\mathbf{k}M-\sigma\text{Al}i\ 3pm}|^2$  is large at  $\Gamma$  (L, and H) for even (odd)  $M - \sigma - m$ . We can give similar discussion on Pd1 (distant from Ce by  $\mathbf{r}'_1 = 2\mathbf{a}/3 + \mathbf{b}/3$ ,  $\mathbf{r}'_2 = -\mathbf{a}/3 + \mathbf{b}/3$ , and  $\mathbf{r}'_3 = -\mathbf{a}/3 - 2\mathbf{b}/3$ ) and Pd2 (distant by  $-\mathbf{r}'_1$ ,  $-\mathbf{r}'_2$ , and  $-\mathbf{r}'_3$ ), and obtain large  $\sum_i |V_{\gamma\mathbf{k}M-\sigma\text{Pd}i\ 5pm}|^2$  and  $\sum_i |V_{\gamma\mathbf{k}M-\sigma\text{Pd}i\ 4dm}|^2$  at the U and P line for  $M - \sigma - m \neq 0 \pmod{3}$  and at the  $\Delta$  line for  $M - \sigma - m = 0 \pmod{3}$ .

In this way,  $B_{\gamma\mathbf{k}M}$  is determined by  $|I_{M-\sigma\text{Al}i\ 3pm}|^2$ ,  $|I_{M-\sigma\text{Pd}i\ 5pm}|^2$ , and  $|I_{M-\sigma\text{Pd}i\ 4dm}|^2$ , dependent on the  $z$ -direction two-center Slater-Koster integrals<sup>15,16</sup>  $(fp\sigma)_{\text{Al}}$ ,  $(fp\pi)_{\text{Al}}$ ,  $(fp\sigma)_{\text{Pd}}$ ,  $(fp\pi)_{\text{Pd}}$ , etc. We adopt  $(fp\sigma)_{\text{Al}}$ ,  $(fp\sigma)_{\text{Pd}}$ ,  $(fd\sigma)_{\text{Pd}}$ , and  $V_0$  as the independent parameters, by assuming for simplicity that  $(fl\pi)_X/(fl\sigma)_X = -0.5$  and  $(fd\delta)_{\text{Pd}} = 0$ .

We further note that the charge distribution of the  $f$ -electron states affects the anisotropy of the  $c$ - $f$  hybridizations, through the factor  $(7 - 4M\sigma)/14$  in Eq. (3) and the two-center Slater-Koster integrals. For example, the  $f$  states with  $M = \pm 1/2$  have a small charge distribution in the basal plane, and hence a weak hybridization with the  $5p$  and  $4d$  states at Pd sites located in the basal plane, but have a strong hybridization with  $3p$  states at Al sites. The resulting  $\mathbf{k}$  dependence of  $B_{\gamma\mathbf{k}1/2}$  shows that it has large values near the  $\Gamma$  point. Similarly,  $B_{\gamma\mathbf{k}3/2}$  has large values near the  $\Gamma$ ,  $L$ , and  $H$  points. On the other hand, the  $f$  states with  $M = \pm 5/2$  strongly hybridize with the  $5p$  and  $4d$  states at Pd sites, and consequently we obtain  $B_{\gamma\mathbf{k}5/2}$  having large values near the U and P lines.

Since we are interested in the sufficiently low temperature region compared with the conduction bandwidth,  $f(\varepsilon_{\gamma\mathbf{k}} - \mu)$  can be approximated by the step function  $\theta(\mu - \varepsilon_{\gamma\mathbf{k}})$ , where  $E_{|M|}(\mu, \mathbf{R})$  is rewritten as

$$E_{|M|}(\mu, \mathbf{R}) = \frac{2}{E_f^2} \sum_{\gamma} \int_{\varepsilon_{\gamma\min}}^{\mu} d\varepsilon \int_{\mu}^{\varepsilon_{\gamma\max}} d\varepsilon' \frac{g_{\gamma|M|}(\varepsilon, \mathbf{R}) g_{\gamma|M|}(\varepsilon', \mathbf{R})}{\varepsilon - \varepsilon'}, \quad (7)$$

$$\begin{aligned} g_{\gamma|M|}(\varepsilon, \mathbf{R}) &= \int_{\varepsilon_{\gamma\mathbf{k}=\varepsilon}} \frac{dS}{|\partial\varepsilon_{\mathbf{k}}/\partial\mathbf{k}|} B_{\gamma\mathbf{k}|M|} \cos(\mathbf{k} \cdot \mathbf{R}) \\ &= \frac{1}{N_{D_{6h}}} \int_{\varepsilon_{\gamma\mathbf{k}=\varepsilon}} \frac{dS}{|\partial\varepsilon_{\mathbf{k}}/\partial\mathbf{k}|} B_{\gamma\mathbf{k}|M|} \sum_{\mathbf{k}_{\text{eq}}} \cos[\mathbf{k}_{\text{eq}} \cdot \mathbf{R}], \end{aligned} \quad (8)$$

where  $\int_{\varepsilon_{\gamma\mathbf{k}=\varepsilon}} dS$  denotes the integration over the iso-energy surface  $\varepsilon_{\gamma\mathbf{k}} = \varepsilon$  in the first Brillouin zone (FBZ).  $\varepsilon_{\gamma\max}$  and  $\varepsilon_{\gamma\min}$  are the maximum and minimum energies of the conduction band  $\gamma$ , respectively.  $\mathbf{k}_{\text{eq}}$  are the points in the FBZ, including  $\mathbf{k}$  itself, to which  $\mathbf{k}$  is translated by the symmetry operations belonging to the  $D_{6h}$  point group, of which the number of the elements  $N_{D_{6h}} = 24$ .

Using the sine transformation  $g_{\gamma|M|}(\varepsilon, \mathbf{R}) = \sum_m a_{m|M|}(\mathbf{R}) \sin(m\pi(\varepsilon - \varepsilon_{\gamma\min})/W_\gamma)$ , where  $W_\gamma = \varepsilon_{\gamma\max} - \varepsilon_{\gamma\min}$  is the width of the conduction band  $\gamma$ ,  $E_{|M|}(\mu, \mathbf{R})$  is expressed as

$$E_{|M|}(\mu, \mathbf{R}) = \sum_\gamma \frac{W_\gamma}{\pi E_f^2} \sum_{m,n} a_{m|M|}(\mathbf{R}) a_{n|M|}(\mathbf{R}) \times \left[ I_{m,-n} \left( \frac{\mu - \varepsilon_{\gamma\min}}{W_\gamma} \pi \right) - I_{m,n} \left( \frac{\mu - \varepsilon_{\gamma\min}}{W_\gamma} \pi \right) \right], \quad (9)$$

$$I_{m,n}(\nu) = \text{Re} \int_0^\nu du \int_\nu^\pi du' \frac{\exp(imu) \exp(inu')}{u - u'}. \quad (10)$$

$I_{m,n}(\nu)$  is analytically calculated as

$$I_{m,n \neq -m}(\nu) = \frac{\sin((m+n)\nu)}{m+n} [\text{Ci}(|m|\nu) - \log|m| - \text{Ci}(|n|(\pi - \nu)) + \log|n|] - \frac{\cos((m+n)\nu)}{m+n} [\text{Si}(m\nu) + \text{Si}(n(\pi - \nu))] - \frac{\text{Si}(n\nu) - \text{Si}(n\pi) + (-1)^{m+n} [\text{Si}(m(\pi - \nu)) - \text{Si}(m\pi)]}{m+n}, \quad (11)$$

$$I_{m,-m}(\nu) = \frac{[(-1)^m - 1] \sin(m\nu)}{m} + \nu \text{Ci}(|m|\nu) + (\pi - \nu) \text{Ci}(|m|(\pi - \nu)) - \pi \text{Ci}(|m|\pi), \quad (12)$$

where  $\text{Ci}(x)$  and  $\text{Si}(x)$  are the cosine and sine integral functions. Thus, calculating numerically  $g_{\gamma|M|}(\varepsilon)$ , which reflects the Fermi surface topology and the hybridization term anisotropy, we obtain the RKKY interaction.

In the mean-field approximation (MFA), Eq. (1) is rewritten by the use of the Fourier transformations  $f_{iM}^\dagger = \sum_{\mathbf{k}} f_{\mathbf{k}M}^\dagger e^{i\mathbf{k}\cdot\mathbf{R}_i}$  and  $f_{iM} = \sum_{\mathbf{k}} f_{\mathbf{k}M} e^{-i\mathbf{k}\cdot\mathbf{R}_i}$  as

$$H_{\text{RKKY}} = \frac{1}{2N} \sum_{\mathbf{Q}\mathbf{k}_1\mathbf{k}_2MM'} K_{|M|\mathbf{Q}} f_{\mathbf{k}_1+\mathbf{Q}M}^\dagger f_{\mathbf{k}_1M'} f_{\mathbf{k}_2M'}^\dagger f_{\mathbf{k}_2+\mathbf{Q}M}, \quad (13)$$

$$K_{|M|\mathbf{Q}} = \frac{1}{N} \sum_{ij} E_{|M|}(\mu, \mathbf{R}_i - \mathbf{R}_j) \exp[i\mathbf{Q} \cdot (\mathbf{R}_i - \mathbf{R}_j)], \quad (14)$$

and the magnetic order parameter  $\Delta_{|M|\mathbf{Q}}$  for the ordering vector  $\mathbf{Q}$  satisfies the self-consistent equation

$$\Delta_{|M|\mathbf{Q}} = -\frac{K_{|M|\mathbf{Q}}}{2} \tanh \frac{\Delta_{|M|\mathbf{Q}}}{2T}. \quad (15)$$

Thus, the realizing ordering vector is given by  $\mathbf{Q}_{\min}$ , at which  $K_{|M|\mathbf{Q}}$  takes the minimum  $K_{|M|\mathbf{Q}_{\min}}$ , giving rise to the transition temperature  $T_N = -K_{|M|\mathbf{Q}_{\min}}/4$ . Generally, if the

RKKY interaction  $E_{|M|}(\mu, \mathbf{a})$  between the in-plane neighboring sites is positive, the magnetic order with nonzero in-plane component of  $\mathbf{Q}$  (namely,  $Q_a$  and  $Q_b$ ) tends to be stable. On the other hand, if  $E_{|M|}(\mu, \mathbf{c})$  between the  $c$ -direction neighboring sites is positive, the order with nonzero  $Q_c$  tends to be stable.

Next, we discuss the relation between the iso-energy integrations  $g_{\gamma|M|}(\varepsilon, \mathbf{R})$  and the ordering vector. Since

$$\begin{aligned} & \int_{\varepsilon_{\varepsilon_0-D}}^{\varepsilon_0} d\varepsilon \int_{\varepsilon_0}^{\varepsilon_0+D} d\varepsilon' \frac{g_{\gamma|M|}(\varepsilon) g_{\gamma|M|}(\varepsilon')}{\varepsilon - \varepsilon'} \\ & \simeq \int_{-D}^0 ds \int_0^D ds' \frac{\left( g_{\gamma|M|}(\varepsilon_0) + g'_{\gamma|M|}(\varepsilon_0) s \right) \left( g_{\gamma|M|}(\varepsilon_0) + g'_{\gamma|M|}(\varepsilon_0) s' \right)}{s - s'} \\ & = -2 \log 2 [g_{\gamma|M|}(\varepsilon_0)]^2 D + \frac{(2 - 2 \log 2)}{3} [g'_{\gamma|M|}(\varepsilon_0)]^2 D^3, \end{aligned} \quad (16)$$

$E_{|M|}(\varepsilon_0, \mathbf{R})$  in Eq. (7) is expected to increase with decreasing  $g_{\gamma|M|}(\varepsilon_0, \mathbf{R})$  and with increasing  $g'_{\gamma|M|}(\varepsilon_0, \mathbf{R})$ , and therefore to have a local maximum with respect to  $\varepsilon$ , in the case that  $g_{\gamma|M|}(\varepsilon, \mathbf{R})$  changes its sign near  $\varepsilon = \varepsilon_0$ .

The sign of  $g_{\gamma|M|}(\varepsilon, \mathbf{R})$  in Eq. (8) is determined mainly by the topology of the iso-energy surface  $\varepsilon_{\gamma\mathbf{k}} = \varepsilon$ . For  $\mathbf{R} = \mathbf{a}$ , where  $\mathbf{a}$  is the in-plane lattice vector,  $\sum_{\mathbf{k}_{\text{eq}}} \cos[\mathbf{k}_{\text{eq}} \cdot \mathbf{a}] > 0$  for  $\mathbf{k}$  near the  $\Delta$  line (the central axis of the FBZ), and  $\sum_{\mathbf{k}_{\text{eq}}} \cos[\mathbf{k}_{\text{eq}} \cdot \mathbf{a}] < 0$  for  $\mathbf{k}$  near the outer edge of the FBZ. Therefore, if the iso-energy surface moves from near the  $\Delta$  line toward the outer edge with increasing or decreasing  $\varepsilon$ ,  $g_{\gamma|M|}(\varepsilon, \mathbf{a})$  changes its sign, and  $E_{|M|}(\varepsilon, \mathbf{a})$  is expected to have a local maximum. If the local maximum  $E_{|M|}(\varepsilon_{\text{max}}, \mathbf{a})$  is positive, the magnetic order with finite in-plane component of  $\mathbf{Q}$  is expected to be stable near  $\mu = \varepsilon_{\text{max}}$ . Similarly,  $\sum_{\mathbf{k}_{\text{eq}}} \cos[\mathbf{k}_{\text{eq}} \cdot \mathbf{c}]$  is positive near the plane with  $k_c = 0$  including  $\Gamma$  point (the central plane in the FBZ), and is negative near the plane  $k_c = \pm 1/2$  including the A point (the top or bottom planes in the FBZ). Therefore, if the iso-energy surface moves from near the central plane toward the top and bottom planes with varying  $\varepsilon$ ,  $g_{\gamma|M|}(\varepsilon, \mathbf{c})$  change its sign, accompanied by a local maximum of  $E_{|M|}(\varepsilon, \mathbf{c})$ . If the local maximum  $E_{|M|}(\varepsilon_{\text{max}}, \mathbf{c})$  is positive, the magnetic order with finite  $Q_c$  is expected to be stable. In the case that  $\varepsilon$  is located near the top or bottom of the band,  $g_{\gamma|M|}(\varepsilon_0, \mathbf{R})$  is large and  $g'_{\gamma|M|}(\varepsilon_0, \mathbf{R})$  is small, giving rise to the negative  $E_{|M|}(\varepsilon, \mathbf{R})$  which makes the F order stable. It should be noted that these relations between the Fermi surface topology and the ordering vector is quite similar to the nesting effect in the Hubbard model.



### III. RESULTS AND DISCUSSION

We show the calculation result for  $(fp\sigma)_{\text{Al}} = 0.21$  eV,  $(fp\sigma)_{\text{Pd}} = 0.21$  eV,  $(fd\sigma)_{\text{Pd}} = 0.14$  eV,  $V_0 = 0.17$  eV, and the depth of the bare  $f$  level  $E_f = -2.5$  eV. Among the conduction bands which we obtained, the 16th and 17th bands possess the Fermi surfaces. The density of states (DOS) of the 15-18th bands, which are considered in the calculation of the RKKY interaction, are plotted in Fig. 1. It follows that  $\text{CePd}_2\text{Al}_3$  (the band structures with  $\mu = 0$ ) exists in the crossover from the 16th-band dominant region to the 17th-band dominant one. Several of the iso-energy surfaces for the 16th and 17th bands are plotted in Figs. 2(a)-(d) and 3(a)-(d), respectively. From  $\varepsilon = -0.6$  eV to 0.0 eV, the iso-energy surface of the 16th band approaches the central  $a^*b^*$ -plane ( $\mathbf{k} = (k_a, k_b, 0)$ ), giving rise to the change in the sign of  $g_{16\frac{1}{2}}(\varepsilon, \mathbf{c})$  from negative to positive at  $\varepsilon \approx -0.5$  eV as plotted in Fig. 4 (a). On the other hand, the iso-energy surface of the 17th band moves from the vicinity of the  $\Delta$  line (the central axis with  $\mathbf{k} = (0, 0, k_c)$ ) to outside from  $\varepsilon = 0.0$  eV to 0.6 eV, and simultaneously approaches the central  $a^*b^*$ -plane ( $\mathbf{k} = (k_a, k_b, 0)$ ) at  $0.4$  eV  $< \varepsilon$ , giving rise to the change in the sign of  $g_{17\frac{1}{2}}(\varepsilon, \mathbf{a})$  from positive to negative at  $\varepsilon \approx 0.4$  eV and that of  $g_{17\frac{1}{2}}(\varepsilon, \mathbf{c})$  from negative to positive at  $\varepsilon \approx 0.5$  eV, as plotted in Figs. 4 (b). Because  $g_{\gamma\frac{3}{2}}(\varepsilon, \mathbf{R})$  is not largely different from  $g_{\gamma\frac{1}{2}}(\varepsilon, \mathbf{R})$ , it is not plotted here.

These behaviors of  $g_{\gamma|M|}(\varepsilon, \mathbf{R})$  give rise to the local maximum of  $E_{|M|}(\varepsilon, \mathbf{c})$  near  $-0.3$  eV and near 0.6 eV, and that of  $E_{|M|}(\varepsilon, \mathbf{a})$  near 0.3 eV, as plotted in Figs. 5 (a) and (b), respectively. Thus, the  $(0, 0, 1/2)$ -AF and  $(1/2, 0, 1/2)$ -AF states become stable near  $\mu = -0.2$  eV and near 0.3 eV, as plotted in Figs. 6 (a) and (b). In the intermediate region  $\mu \sim 0$ , where  $\mu$  is located at the crossover from the 16th dominant region to 17th band dominant one, the F order is stable.

Next, we discuss the dependence of the phase diagram obtained here on the conduction-band structures and its consistency with the observed ordering-vector variation in  $\text{Ce}(\text{Pd}_{1-x}\text{M}_x)_2\text{Al}_3$ . The obtained band structures with  $\mu = 0$  correspond to the conduction-band structures of  $\text{CePd}_2\text{Al}_3$ . It is difficult to calculate the conduction-band structures of the mixed crystal  $\text{Ce}(\text{Pd}_{1-x}\text{M}_x)_2\text{Al}_3$ , and hence we describe simply the conduction band of  $\text{Ce}(\text{Pd}_{1-x}\text{M}_x)_2\text{Al}_3$  as the system to which  $2x$  electrons per unit cell are doped, by which  $\mu$  increases. The calculated phase diagrams for  $M = \pm 1/2$  and  $\pm 3/2$  are plotted versus  $\mu$  in Figs. 6 (a) and (b), respectively. For  $M = \pm 1/2$ , the  $(0, 0, 1/2)$ -AF, F,  $(1/2, 0, 1/2)$ -AF,

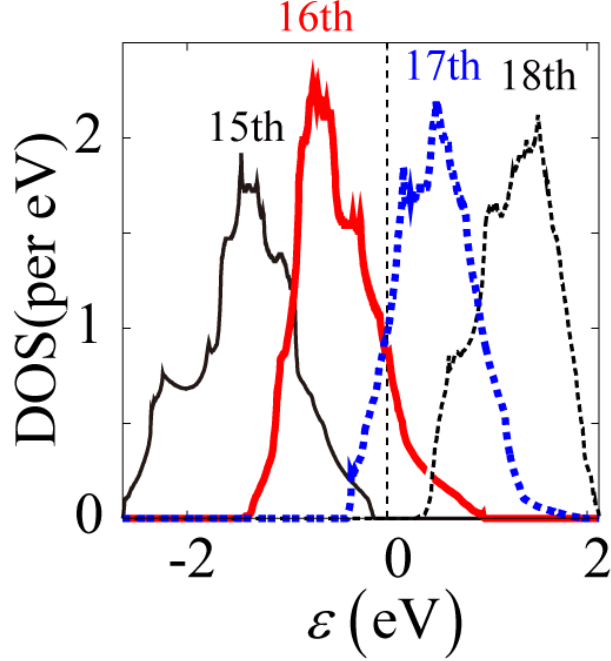


FIG. 1: (Color online) The density of states (DOS) versus  $\varepsilon$ . The thin solid, thick solid, thick dashed, and thin dashed lines denote the DOS of the 15th, 16th, 17th, and 18th bands, respectively.  $\varepsilon = 0$  corresponds to the Fermi level for  $\text{CePd}_2\text{Al}_3$ .

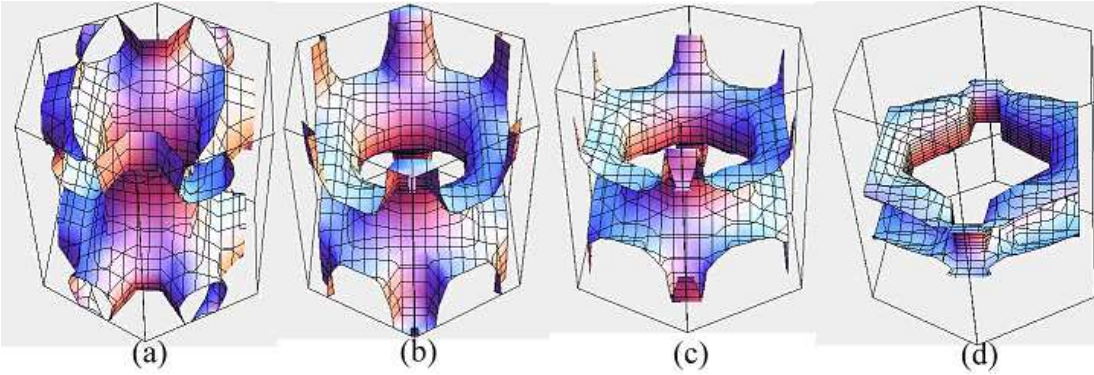


FIG. 2: (Color online) The iso-energy surfaces of the 16th band for (a):  $\varepsilon = -0.6$  eV; (b):  $\varepsilon = -0.4$  eV; (c):  $-0.2$  eV; (d):  $0.0$  eV (calculated Fermi surface). The  $\Gamma$  point is located at the center.

$(1/3, 1/3, 0)$ -AF, and  $(0, 0, 1/2)$ -AF orders are most stable in the regions  $-0.31$  eV  $< \mu < -0.09$  eV,  $-0.08$  eV  $< \mu < 0.13$  eV,  $0.20$  eV  $< \mu < 0.35$  eV,  $0.42$  eV  $< \mu < 0.51$  eV, and  $0.56$  eV  $< \mu < 1.03$  eV, respectively. For  $M = \pm 3/2$ , the  $(0, 0, 1/2)$ -AF, F,  $(1/2, 0, 1/2)$ -AF,  $(1/2, 0, 0)$ -AF, and  $(0, 0, 1/2)$ -AF orders are most stable in the regions  $-0.31$  eV  $< \mu < -0.07$  eV,  $-0.06$  eV  $< \mu < 0.13$  eV,  $0.17$  eV  $< \mu < 0.41$  eV,  $0.42$  eV  $< \mu < 0.53$  eV,

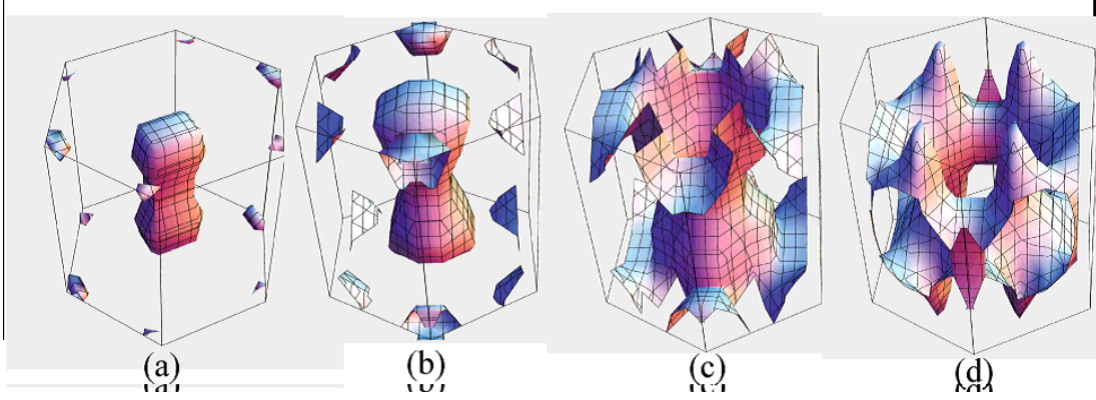


FIG. 3: (Color online) The iso-energy surfaces of the 17th band for (a):  $\varepsilon = 0.0$  eV (calculated Fermi surface); (b): 0.2 eV; (c): 0.4 eV; (d): 0.6 eV.

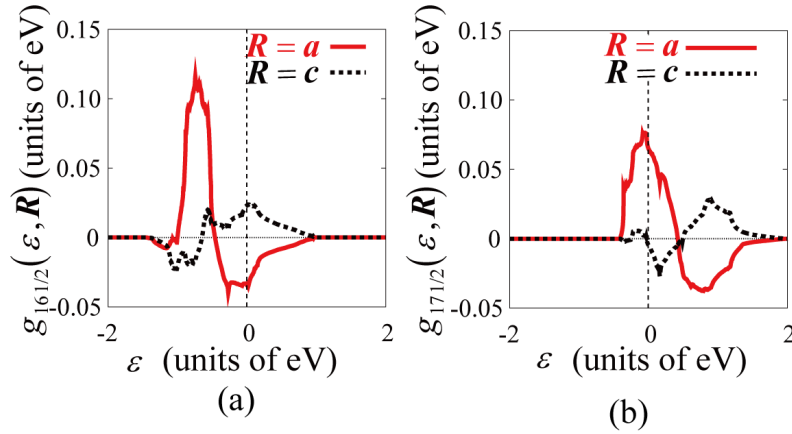


FIG. 4: (Color online) (a):  $g_{16,1/2}(\varepsilon, \mathbf{R})$  versus  $\varepsilon$ ; (b):  $g_{17,1/2}(\varepsilon, \mathbf{R})$  versus  $\varepsilon$ . The solid and the dashed lines denote the  $\mathbf{R} = \mathbf{a}$  and  $\mathbf{R} = \mathbf{c}$ , respectively.

and  $0.56 \text{ eV} < \mu < 0.99 \text{ eV}$ , respectively. The difference in the phase diagram between  $M = \pm 1/2$  and  $\pm 3/2$  are not significant, except for the region  $\mu \sim 0.5 \text{ eV}$ , suggesting that the difference in the charge distribution anisotropy between  $M = \pm 1/2$  and  $3/2$  states is not crucial in the determination of the ordering vector, compared with the shift of  $\mu$  caused by the substitution of atoms. We note further that the sequence of the stable phase is nearly invariant, except for the region  $\mu \sim 0.5 \text{ eV}$ , even if  $B_{\gamma\mathbf{k}}$  is assumed as constant, indicating that the  $\mathbf{k}$  dependence of  $B_{\gamma\mathbf{k}}$  is not important unless it is too strong.

We plot the range of the stable ordering vectors versus  $x$  for  $M = \pm 1/2$  and  $\pm 3/2$ , in comparison with the experimental results<sup>4-6</sup>, in Fig. 7. We obtain the sequence of the AF order with  $\mathbf{Q} = (0, 0, 1/2)$ , the F order with  $\mathbf{Q} = (0, 0, 0)$ , and another AF order, of which

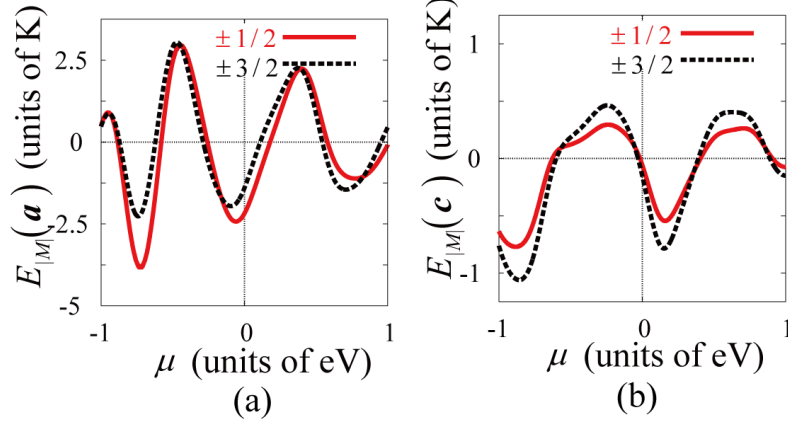


FIG. 5: (Color online) (a):  $E_{|M|}(\epsilon, \mathbf{a})$  versus  $\mu$ ; (b):  $E_{|M|}(\epsilon, \mathbf{c})$  versus  $\mu$ . The solid and the dashed lines denote  $E_{|M|}$  for the  $M = \pm 1/2$  and  $\pm 3/2$  states, respectively.

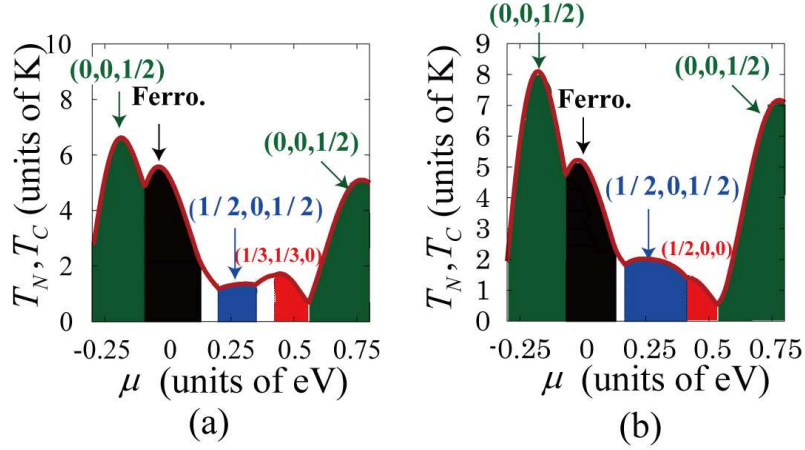


FIG. 6: (Color online)  $\mu$ - $T$  phase diagram for (a):  $M = \pm 1/2$ ; (b):  $M = \pm 3/2$ .

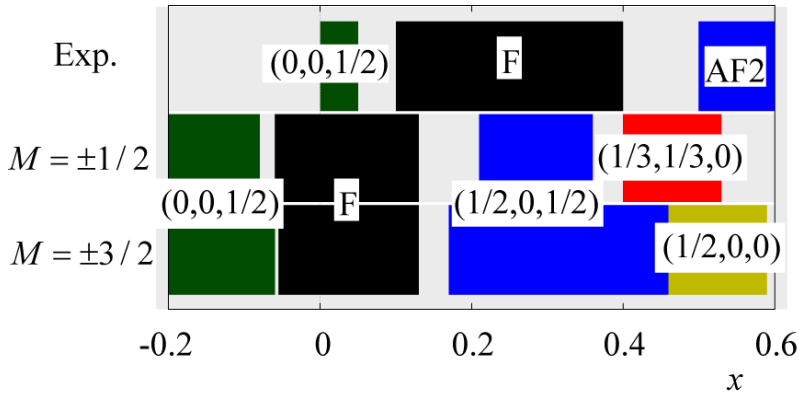


FIG. 7: (Color online) The range of the experimentally<sup>4-6</sup> (top) and theoretically ( $M = \pm 1/2$  in the middle, and  $\pm 3/2$  in the bottom) obtained stable ordering vectors versus  $x$ .

the ordering vector is  $(1/2, 0, 1/2)$ . This sequence is in good agreement with the observed one for  $\text{Ce}(\text{Pd}_{1-x}\text{M}_x)_2\text{Al}_3$  with increasing  $x$ . In order for the theoretical results to correspond with the experimental ones quantitatively, it is required to shift  $x$  by approximately  $+0.1$ , which corresponds to the change of the conduction-electron number by  $0.2$ .

To dissolve this discrepancy, it must be allowed to assume a small change in the conduction-band structures. If the 18th conduction band, which are thoroughly unoccupied in our band calculation as plotted in Fig. 1, are lowered so that it possesses small electron Fermi surfaces with the filled electron number  $\sim 0.2$ , we may obtain effectively smaller electron filling numbers for the 16th and 17th bands. Under this modification in the conduction-band structures, we can relate the  $(0, 0, 1/2)$ -AF order for  $\mu \sim -0.1$  eV, the F order in the vicinity of  $\mu = 0$ , and the  $(1/2, 0, 1/2)$ -AF order for  $\mu \sim 0.2$  eV to the AF order of  $\text{CePd}_2\text{Al}_3$ , the F order of  $\text{Ce}(\text{Pd}_{1-x}\text{M}_x)_2\text{Al}_3$  for  $0.1 < x < 0.4$ , and the AF order for  $x > 0.5$ , respectively. The  $(0, 0, 1/2)$ -AF order is caused by the RKKY interaction through the structure of the 16th conduction band, while the  $(1/2, 0, 1/2)$ -AF order is due to the 17th band, and the F order is caused by the crossover from the 16th to the 17th band.

Finally, we discuss the justification of the mean-field approximation (MFA). In our model, the stable magnetic order is determined mainly by the signs of the RKKY interaction between the neighboring Ce sites. Therefore, the stable ordering vector will not alter substantially even if the approximation is improved beyond the MFA, but the transition temperature will be largely changed. As a conclusion, the MFA is sufficient inasmuch as the relative stability between the various magnetism is concerned. A calculation based on an improved approximation is left in a future issue.

#### IV. CONCLUSION

In this paper, we have studied the variation of the ordering vectors of  $\text{Ce}(\text{Pd}_{1-x}\text{M}_x)_2\text{Al}_3$  on the basis of the anisotropic RKKY interaction model, using the realistic conduction-band structures obtained by the band calculation. It is understood that the conduction-band structures play an important role in determining the ordering vectors, in the way similar to the nesting effect in the Hubbard model. By treating the substitution of Ag or Cu for Pd atoms as the electron doping to the conduction bands of  $\text{CePd}_2\text{Al}_3$ , which are obtained from the band calculation, we have obtained the variation of the ordering vectors consistent with

experimental results for  $\text{Ce}(\text{Pd}_{1-x}\text{M}_x)_2\text{Al}_3$ . The  $(0, 0, 1/2)$ -AF order of  $\text{CePd}_2\text{Al}_3$  is caused by the movement of the iso-energy surface of the 16th band to the central plane of the FBZ with increasing  $\varepsilon$ . On the other hand, the AF order for  $x > 0.5$  is caused by the movement of the iso-energy surface of the 17th band, for which the ordering vector is predicted to be  $(1/2, 0, 1/2)$ . The F order for  $0.1 < x < 0.4$  is caused by the crossover of the main conduction band from the 16th to the 17th band. Thus, we have obtained the variation of the ordering vectors with increasing  $\mu$ , which is consistent with that for  $\text{Ce}(\text{Pd}_{1-x}\text{M}_x)_2\text{Al}_3$ , using the anisotropic RKKY model with the realistic conduction-band structures.

### Acknowledgments

The numerical calculation has been carried out by the sx8 supercomputer in YITP, Kyoto University. The conduction-band structures have been obtained through the use of the ABINIT code, a common project of the Universite Catholique de Louvain, Corning Incorporated, and other contributors (URL <http://www.abinit.org>)<sup>9,10,17</sup>. It relies on an efficient Fast Fourier Transform algorithm<sup>18</sup> for the conversion of wavefunctions between real and reciprocal space.

---

\* Electronic address: ktanaka@ph.noda.tus.ac.jp

<sup>1</sup> H. Kitazawa, C. Schank, S. Thies, B. Seidel, C. Geibel, and F. Steglich, *J. Phys. Soc. Jpn.* **61**, 1461 (1992).

<sup>2</sup> S. Mentink, G. Nieuwenhuys, A. Menovsky, J. Mydosh, H. Tou, and Y. Kitaoka, *Phys. Rev. B* **49**, 15759 (1994).

<sup>3</sup> S. Mitsuda, T. Wada, K. Hosoya, H. Yoshizawa, and H. Kitazawa, *J. Phys. Soc. Jpn.* **61**, 4667 (1992).

<sup>4</sup> P. Sun, Q. Lu, K. Kobayashi, T. Kuwai, and Y. Isikawa, *Phys. Rev. B* **70**, 174429 (2004).

<sup>5</sup> P. Sun, Y. Isikawa, K. Kobayashi, T. Mizushima, and T. Kuwai, *Physica B* **359-361**, 287 (2005).

<sup>6</sup> P. Sun, Q. Lu, T. Ikeno, T. Kuwai, T. Mizushima, and Y. Isikawa, *J. Phys. Condens. Matter* **18**, 5715 (2006).

- <sup>7</sup> J. Shim, K. Haule, and G. Kotliar, *Science* **318**, 1615 (2007).
- <sup>8</sup> S. Fujimori, Y. Saitoh, T. Okane, A. Fujimori, H. Yamagami, Y. Haga, E. Yamamoto, and Y. Onuki, *Nature Physics* **3**, 618 (2007).
- <sup>9</sup> X. Gonze, B. Amadon, P.-M. Anglade, J.-M. Beuken, F. Bottin, P. Boulanger, F. Bruneval, D. Caliste, R. Caracas, M. Cote, T. Deutsch, L. Genovese, Ph. Ghosez, M. Giantomassi, S. Goedecker, D.R. Hamann, P. Hermet, F. Jollet, G. Jomard, S. Leroux, M. Mancini, S. Mazevet, M.J.T. Oliveira, G. Onida, Y. Pouillon, T. Rangel, G.-M. Rignanese, D. Sangalli, R. Shaltaf, M. Torrent, M.J. Verstraete, G. Zerah, and J.W. Zwanziger, *Computer Phys. Commun.* **180**, 2582 (2009).
- <sup>10</sup> X. Gonze, G.-M. Rignanese, M. Verstraete, J.-M. Beuken, Y. Pouillon, R. Caracas, F. Jollet, M. Torrent, G. Zerah, M. Mikami, Ph. Ghosez, M. Veithen, J.-Y. Raty, V. Olevano, F. Bruneval, L. Reining, R. Godby, G. Onida, D.R. Hamann, and D.C. Allan, *Zeit. Kristallogr.* **220**, 558 (2005).
- <sup>11</sup> N. Troullier and J. Martins, *Solid State Commun.* **74**, 613 (1990); *Phys. Rev. B* **43**, 1993 (1991).
- <sup>12</sup> J. Perdew and Y. Wang, *Phys. Rev. B* **45**, 13244 (1992).
- <sup>13</sup> H. Monkhorst and J. Pack, *Phys. Rev. B* **13**, 5188 (1976).
- <sup>14</sup> B. Coqblin and J. Schrieffer, *Phys. Rev.* **185**, 847 (1969).
- <sup>15</sup> J. C. Slater and G. F. Koster, *Phys. Rev.* **94**, 1498 (1954).
- <sup>16</sup> K. Takegahara, Y. Aoki and A. Yanase, *J. Phys. C: Solid St. Phys.* **13**, 583 (1980).
- <sup>17</sup> F. Bottin, S. Leroux, A. Knyazev, and G. Zerah, *Comput. Mat. Science* **42**, 329 (2008).
- <sup>18</sup> S. Goedecker, *SIAM J. on Scientific Computing* **18**, 1605 (1997).