

An independent estimate of the triple-Pomeron coupling

E.G. de Oliveira^a, A.D. Martin^a and M.G. Ryskin^{a,b}

^a Institute for Particle Physics Phenomenology, University of Durham, Durham, DH1 3LE

^b Petersburg Nuclear Physics Institute, Gatchina, St. Petersburg, 188300, Russia

Abstract

The value of the important triple-Pomeron coupling is estimated by an unorthodox procedure using the known diffractive parton distribution functions. The result is $g_{3P} \simeq 0.2g_N$, where g_N is the Pomeron-nucleon coupling. This is in excellent agreement with an independent determination, $g_{3P} \simeq 0.2g_N$, previously obtained by analysing the available data in the triple-Regge region with absorptive effects taken into account.

‘Soft’ pp interactions are known to have large absorptive corrections [1]. Also, there is a significant contribution to the pp cross section from high mass diffractive dissociation of the proton [1]. Both of these effects are driven by the size of the triple-Pomeron coupling, g_{3P} . The existing determination of this important parameter is obtained by analysing data in the triple-Regge region [2]. Here, to confirm the previous value, we use diffractive deep inelastic data to provide an alternative estimate of g_{3P} .

We begin by noting that, in Regge Theory, the interaction of two high-energy particles is described by Pomeron exchange. Here, we consider high-energy pp (and $\bar{p}p$) collisions. Physically the Pomeron is represented by a ladder-type diagram. Cutting the ladder diagram yields a ‘comb’ of secondary particles, which correspond to inelastic interactions. The present Monte Carlo simulations are based on partons; the analogous chains of partons are generated as a semi-hard parton-parton collision supplemented by initial parton showers. These parton showers reproduce the DGLAP evolution leading to the final active partons, with x_1 and x_2 in Fig. 1.

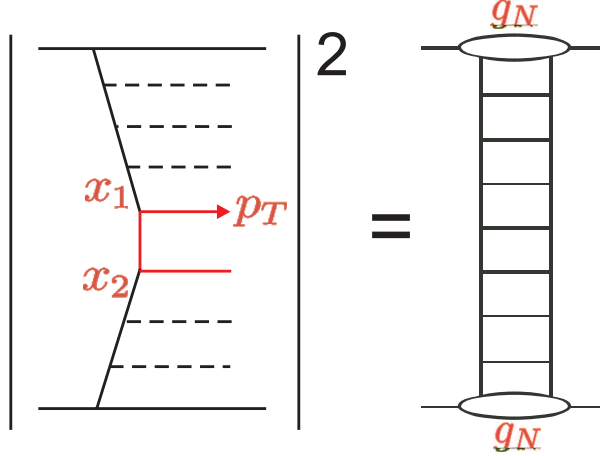


Figure 1: A diagram showing the inelastic pp cross section driven by Pomeron exchange.

Hence the inelastic cross section, which in terms of Regge theory corresponds to Pomeron exchange, is of the form

$$\sigma_{pp}^{\text{ND}} = \int dp_T^2 dx_1 dx_2 g(x_1, p_T^2) g(x_2, p_T^2) \frac{d\hat{\sigma}}{dp_T^2}. \quad (1)$$

This expression is written simply in terms of gluons, but a summation over all parton pairs is implied. Formally, the integration over the transverse momenta, p_T , of the outgoing partons of the so-called ‘semi-hard’ process, is infrared divergent as $p_T \rightarrow 0$. In the PYTHIA-8.1 Monte Carlo [3] this divergency is removed by replacing the $1/p_T^2$ propagator by $1/(p_T^2 + p_{\text{min}}^2)$, where

$$p_{\text{min}} = p_0 \left(\frac{s}{s_0} \right)^{0.12}, \quad (2)$$

with the normalization $s_0 = (1800 \text{ GeV})^2$. The values $p_0 = 2.15 \text{ GeV}$ and the exponent 0.12 were tuned¹ to describe the available *inclusive* data and correlations up to Tevatron energies.

The resulting values of the cross section, σ_{pp}^{ND} , are shown in Fig. 2. Note that the true non-diffractive cross section, σ_{pp}^{ND} , is much smaller once account is taken of the absorptive effects described by the multi-Pomeron diagrams. We see from Fig. 2 that the values of the one-Pomeron cross section are in broad agreement with the values obtained in Ref. [2] based on the analysis of quite a different set of data, that is *elastic* pp (and $\bar{p}p$) scattering data. Note that the inelastic cross section obtained from this elastic pp analysis [2] also included the contributions from single- and double-diffractive dissociation of the protons. These diffractive processes are absent in the non-diffractive events generated by PYTHIA. Therefore it is not surprisingly that the LKMR [2] cross section is a bit larger than that obtained using (1).

In Regge theory, the next step is to account for Pomeron-Pomeron interactions. The simplest example is the so-called triple-Pomeron diagram. It describes the process where the system of

¹The tuning was done with CTEQ5L set of partons [4], which we therefore use throughout.

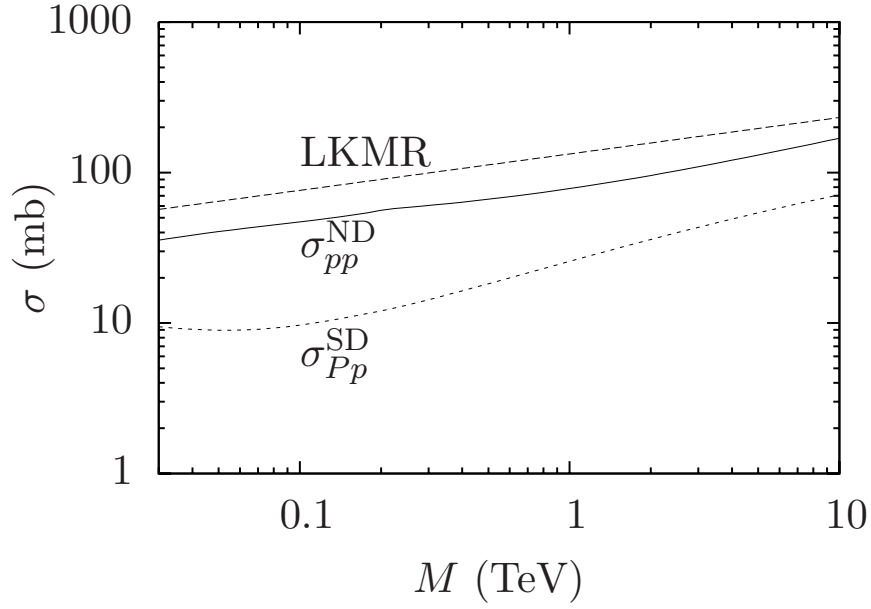


Figure 2: The results for the one-Pomeron exchange inelastic pp and Pp cross sections, which are respectively denoted σ_{pp}^{ND} (middle curve) and σ_{Pp}^{SD} (lower curve). The mass of the final hadronic system $M = \sqrt{s}$ for the pp case and $M = \sqrt{x_P s}$ for the Pp case. In this plot we take $x_P = 0.003$, but σ_{Pp}^{SD} is essentially independent of x_P for $0.001 \lesssim x_P \lesssim 0.01$, see Fig. 4. σ_{pp}^{ND} is compared with a completely independent prediction (upper curve) obtained from pp elastic (and diffractive) data [2].

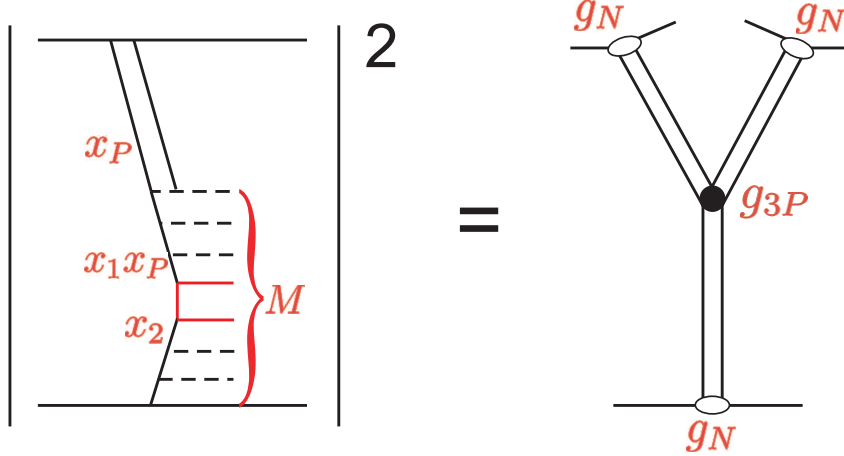


Figure 3: The triple-Pomeron diagram describing the single-diffractive process in which the lower proton dissociates into a system of large mass M . Now $x_1 x_P$ (x_1) is the fraction of the upper proton's (Pomeron's) momentum carried by the active parton.

outgoing hadrons is separated from a beam proton by a large rapidity gap. The diagram is sketched in Fig. 3. The size of the corresponding cross section (which we denote σ_{Pp}^{SD}) is driven by the value of the triple-Pomeron vertex g_{3P} . Usually the value of g_{3P} is determined by a global analysis of the data in the triple-Regge region, where the outgoing beam proton carries away a large fraction of its initial momentum, that is $x_L = 1 - x_P$ is close to 1. It is possible, and desirable, to evaluate the important triple-Pomeron coupling, g_{3P} , by a qualitatively different procedure based on the known diffractive parton distribution functions (DPDFs). The DPDFs are determined by analyses [5, 6, 7] of deep inelastic events with large rapidity gaps that were observed at HERA. Essentially this alternative procedure is to replace one of the inclusive PDFs in (1), say $g(x_1)$, by the known DPDF, $g^D(x_1)$, or, to be precise $g^D(x_1)/f_P(x_P)$, see below. In this way we can determine the value of the inelastic Pomeron-proton cross section, which can be written in the form²

$$\sigma_{Pp}^{\text{SD}} = g_{3P} g_N \left(\frac{M^2}{s_0} \right)^{\alpha(0)}, \quad (3)$$

which can then be compared with the pp inelastic cross section

$$\sigma_{pp}^{\text{ND}} = g_N^2 \left(\frac{M^2}{s_0} \right)^{\alpha(0)}. \quad (4)$$

It is implicit that (3) and (4) refer to the one-Pomeron exchange cross sections. The mass of the final hadron state is $M = \sqrt{x_P s}$ in the Pp case and $M = \sqrt{s}$ for the pp case. However, the DPDFs are not presented in terms of the parton distributions inside the Pomeron, but already include the Pomeron flux factor. That is, they already include the vertices and upper Pomeron

²Only the Pomeron contribution to the DPDFs is used in the present calculations. The secondary Reggeon component corresponds to the RRP vertex.

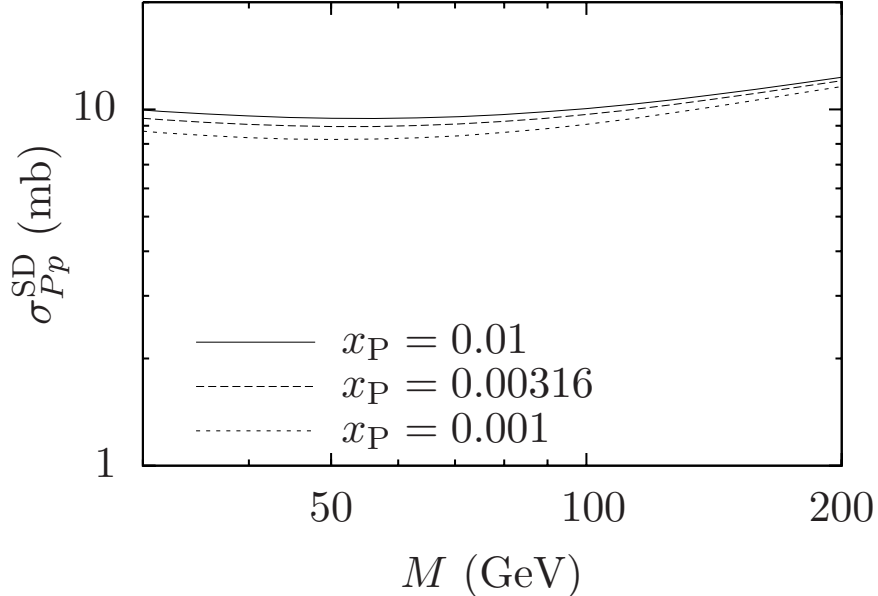


Figure 4: The dependence of σ_{Pp}^{SD} on the value of x_P . The three values chosen for x_P span the region of the HERA diffractive data.

propagators in Fig. 3. Therefore to obtain σ_{Pp}^{SD} we have had to divide the result obtained from (1) (with $g(x_1)$ replaced by $g^D(x_1)$) by the Pomeron flux factor

$$f_P(x_P) = \frac{g_N^2}{16\pi^2 B} (x_P)^{2(1-\alpha_P(0))}. \quad (5)$$

The values of the t -slope of the Pomeron-proton interaction, B , and the Pomeron trajectory, α_P , were taken to be those of the DPDF analysis of Ref. [6], while the Pomeron-nucleon coupling, g_N , is taken from Ref. [2]. Strictly speaking the DPDFs depend on the value of x_P . However it is seen from Fig. 4 that the value of σ_{Pp}^{SD} is not strongly dependent on the value of x_P in the kinematic range where diffractive deep inelastic data were measured at HERA, that is, $0.001 \lesssim x_P \lesssim 0.01$. This fact confirms the Regge factorization approach which is used in the analysis of diffractive deep inelastic data.

We note that the tuning of the PYTHIA Monte Carlo, with the parameters given in (2), was obtained using a leading order (LO) framework, while the DPDFs were obtained using a NLO analysis. There is a large difference between the LO and NLO inclusive PDFs for the proton, which arises mainly from the absence of the $1/z$ singularity in the LO qq splitting function. In general, this difference is compensated by NLO corrections to the matrix elements, but since the only tuning of p_{min} of (2) was done within the LO framework we cannot use NLO proton distributions.

In the diffractive case (the DPDFs of the Pomeron) the gluons dominate the input distributions; thus LO and NLO are reasonably close to each other. Therefore the calculation of

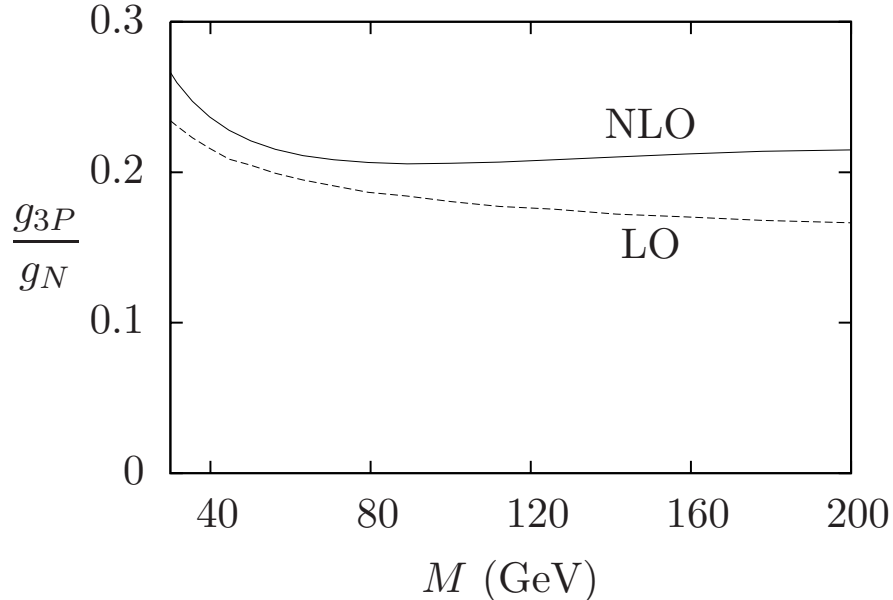


Figure 5: The value of the ratio g_{3P}/g_N determined using DPDFs measured at HERA as a function of the mass M of the system resulting from proton dissociation. The NLO curves were obtained using the DPDFs of [6], whereas the LO curves result from the DPDFs of the H1 analysis [7].

σ_{Pp}^{SD} using the same LO CTEQ5L partons³ as in the pp case, and the NLO partons [6] from the Pomeron side, should not cause a problem. Indeed, using DPDFs obtained at LO⁴ in the H1 B fit of Ref. [7], we obtain a rather similar result for σ_{Pp}^{SD} , as indicated by the dashed line in Fig. 5. The difference between the two results can be considered as a measure of the uncertainty in the determination of the ratio g_{3P}/g_N .

The ratio of the Pp to the pp cross sections in the relevant mass range, $30 < M < 200$ GeV are shown in Fig. 5. The result is

$$\frac{\sigma_{Pp}}{\sigma_{pp}} = \frac{g_{3P}}{g_N} \simeq 0.2. \quad (6)$$

This estimate is in remarkable agreement with the value 0.2 obtained from the analysis [2] of pure soft *triple-Regge data*, that is from a completely different set of data to the *diffractive deep inelastic data* used for the present estimate. The growth of the ‘diffractive’ cross section, σ_{Pp}^{SD} , and of the ratio g_{3P}/g_N as M decreases below 50 GeV, is explained in Regge theory by the admixture of secondary Reggeons in the Pp -amplitude (namely the PPR contribution), which is hidden in the ‘large’ x_1 behaviour of the diffractive PDFs.

³Recall that these partons were used to tune the PYTHIA Monte Carlo.

⁴These LO DPDFs based on H1 data [7] were extracted from the PYTHIA-8.1 code [3].

Acknowledgements

We thank Valery Khoze for useful discussions. MGR would like to thank the IPPP at the University of Durham for hospitality. EGdeO is supported by CNPq (Brazil) under contract 201854/2009-0, and MGR is supported by the grant RFBR 11-02-00120-a, and by the Federal Program of the Russian State RSGSS-3628.2008.2.

References

- [1] A.B. Kaidalov, Phys. Repts. **50**, 117 (1979);
M.G. Ryskin, A.D. Martin and V.A. Khoze, Eur. Phys. J. **C54**, 199 (2008); *ibid*, **C60**, 249 (2009).
- [2] E.G.S. Luna, V.A. Khoze, A.D. Martin and M.G. Ryskin, Eur. Phys. J. **C59**, 1 (2009).
- [3] T. Sjöstrand, S. Mrenna and P. Skands, JHEP**05**, 026 (2006); Comput. Phys. Comm. **178**, 852 (2008)
- [4] H. L. Lai *et al.* [CTEQ Collaboration], Eur. Phys. J. **C12**, 375 (2000).
- [5] I.A. Korzhavina [on behalf of the H1 and ZEUS Collaborations], arXiv:1009.5265 [hep-ex].
- [6] A.D. Martin, M.G. Ryskin and G. Watt, Phys. Lett. **B644**, 131 (2007).
- [7] A. Aktas *et al.* [H1 Collaboration], Eur. Phys. J. **C48**, 715 (2006).