

Transit timing variations in eccentric hierarchical triple exoplanetary systems

I. Long-term (P_2 -time-scale) perturbations

T. Borkovits¹, Sz. Csizmadia², E. Forgács-Dajka³, and T. Hegedüs¹

¹Baja Astronomical Observatory of Bács-Kiskun County, H-6500 Baja, Szegedi út, Kt. 766, Hungary,
e-mail: borko@electra.bajaobs.hu; e-mail: hege@electra.bajaobs.hu

²Deutsches Zentrum für Luft- und Raumfahrt (DLR), Institut für Planetenforschung, Rutherfordstr. 2, 12489 Berlin, Germany,
e-mail: szilard.csizmadia@dlr.de

³Eötvös University, Department of Astronomy, H-1518 Budapest, Pf. 32, Hungary,
e-mail: E.Forgacs-Dajka@astro.elte.hu

Received ;date; / Accepted ;date;

ABSTRACT

Aims. We study the long-term P_2 time-scale transit timing variations in transiting exoplanetary systems which contain a further, more distant ($a_2 \gg a_1$) either planetary, or stellar companion.

Methods. We give an analytical form of the $O - C$ diagram (which describes such TTV-s) in trigonometric series, valid for arbitrary mutual inclinations, up to the sixth order in the inner eccentricity.

Results. We show that the dependence of the $O - C$ on the orbital and physical parameters can be separated into three parts. Two of these are independent of the real physical parameters (i.e. masses, separations, periods) of a concrete system, and depend only on dimensionless orbital elements, and so, can be analysed in general. We find, that for a specific transiting system, where eccentricity (e_1) and the observable argument of periastron (ω_1) are known e.g. from spectroscopy, the main characteristics of any, caused by a possible third-body, transit timing variations can be mapped simply. Moreover, as the physical attributes of a given system occur only as scaling parameters, the real amplitude of the $O - C$ can also be estimated for a given system, simply as a function of the m_3/P_2 ratio. We analyse the above-mentioned dimensionless amplitudes for different arbitrary initial parameters, as well as for two particular systems CoRoT-9b and HD 80606b. We find in general, that while the shape of the $O - C$ strongly varies with the angular orbital elements, the net amplitude (departing from some specific configurations) depends only weakly on these elements, but strongly on the eccentricities. As an application, we illustrate how the formulae work for the weakly eccentric CoRoT-9b, and the highly eccentric HD 80606b. We consider also the question of detection, as well as the correct identification of such perturbations. Finally, we illustrate the operation and effectiveness of Kozai cycles with tidal friction (KCTF) in the case of HD 80606b.

Key words. methods: analytical – methods: numerical – planetary systems – binaries: close – Planets and satellites: individual: CoRoT-9b – Planets and satellites: individual: HD 80606b

1. Introduction

The rapidly increasing number of exoplanetary systems, as well as the lengthening time interval of the observations naturally leads to the search for perturbations in the motion of the known planets which can provide the possibility to detect further planetary (or stellar) components in a given system, and/or can produce further information about the oblateness of the host star (or the planet), or might even refer to evolutionary effects.

The detection and the interpretation of such perturbations in the orbital revolution of the exoplanets usually depends on such methods and theoretical formulae which are well-known and have been applied for a long time in the field of the close eclipsing and spectroscopic binaries. We mainly refer to the methods developed in connection with the observed period variations in eclipsing binaries. These period variations manifests itself in the departure of the occurrence of an eclipse event (either transit, or occultation) from its predicted time. Applying the nomenclature of exoplanet studies this phenomenon is called transit timing variation (TTV). Plotting the observed minus calculated

mid-transit times with respect to the cycle numbers we get the $O - C$ diagram which has been the main tool for period studies by variable star observers (not only for eclipsing binaries) for more than a century. Consequently, the effect of the various types of period variations (both real and apparent) for the $O - C$ diagram were already widely studied in the last one hundred years. Some of these are less relevant in the case of transiting exoplanets, but others are important. For example, the two classical cases are the simple geometrical light-time effect (LITE) (due to a further, distant companion), and the apsidal motion effect (AME) (due to both the stellar oblateness in eccentric binaries and the relativistic effect). Due to its small amplitude however, LITE, which has been widely used for identification further stellar companions of many variable stars (not only in case of eclipsing binaries) since the papers of Chandler (1892); Hertzsprung (1922); Woltjer (1922); Irwin (1952), is less significant in the case of a planetary-mass wide component. Nevertheless in the recent years there have been some efforts to discover exoplanets on this manner (see e.g. Silvotti et al. 2007, V391 Pegasi, Deeg et al. 2008, CM Draconis, Qian et al. 2009, QS Virginis, Lee et al. 2009, HW Virginis). The importance of AME in close

exoplanet systems has been investigated in several papers (see e.g. Miralda-Escudé 2002; Jordán & Bakos 2008, and further references therein). Note, that this latter effect has been studied since the pioneering works of Cowling (1938); Sterne (1939), and besides its evident importance in the checking of the general relativity theory, it plays also an important role in studying the inner mass distributions of stars (via their quadrupole moment), i.e. it provides observational verification of stellar models.

Nevertheless, besides their similarities, there are also several differences between the period variations of close binary and multiple stars, and planetary systems. For example, most of the known stellar multiple systems form hierarchic subsystems (see e.g. Tokovinin 1997). This is mainly the consequence of the dynamical stability of such configurations, or put another way, the dynamical instability of the non-hierarchical stellar multiple systems. In contrast, a multiple planetary system may form a stable (or at least long-time quasi-stable) non-hierarchical configuration as we can see in our solar system, and furthermore, the same result was shown by numeric integrations for several known exoplanet systems (see e.g. Sándor et al. 2007). Due to this fact we can expect several different configurations, the examination of which has, until now not been considered in the field of the period variations of multiple stellar systems. Examples of these are as follows, the perturbations of an inner planet, as well as of a companion on a resonant orbit (Agol et al. 2005), or as a special case of the latter, the possibility of Trojan exoplanets (Schwarz et al. 2009). Recently, the detectability of exomoons has also been studied (Simon et al. 2007; Kipping 2009a,b).

Furthermore, due to the enhanced activities related to extrasolar planetary searches, which led to missions like CoRoT and Kepler which produce long-term, extraordinarily accurate data, we can expect in the close future such kinds of observations which give the possibility of detecting and studying further phenomena which was never observed earlier. For example, it is well-known, that neither the close binary stars, nor the hot-Jupiter-type exoplanets could have been formed in their present positions. Different orbital shrinking mechanisms are described in the literature. Instead of listing them, we refer to the short summaries by Tokovinin et al. (2006); Tokovinin (2008) and Fabrycky & Tremaine (2007). Here we note only, that one of the most preferred theories for the formation of close binary stars, which also might have produced at least a portion of hot-Jupiters, as well, is the combination of the Kozai cycles with tidal friction (KCTF). The Kozai resonance (recently frequently referred to as Kozai cycle[s]) was first described by Kozai (1962) investigating secular perturbations of asteroids. The first (theoretical) investigation of this phenomenon with respect to multiple stellar system can be found in the studies by Harrington (1968, 1969); Mazeh & Saham (1979); Söderhjelm (1982). A higher, third order theory of Kozai cycles was given by Ford et al. (2000), while the first application of KCTF to explain the present configuration of a close, hierarchical triple system (the emblematic Algol, itself) was presented by Kiseleva et al. (1998). According to this theory the close binaries (as well as hot-Jupiter systems) should have originally formed as significantly wider primordial binaries having a distant, inclined third companion. Due to the third object induced Kozai oscillation, the inner eccentricity becomes cyclically so large that around the periastron passages, the two stars (or the host star and its planet) approach each other so closely that tidal friction may be effective, which, during one or more Kozai cycles, shrinks the orbit remarkably. Due to the smaller separation, the tidal forces remain effective on a larger and larger portion of the whole revolution, and finally, they will switch off the Kozai cycles, producing a highly eccentric, moder-

ately inclined, small-separation intermediate orbit. After the last Kozai cycle, some additional tidally forced circularization may then form close systems in their recent configurations.

Nevertheless, independently from the question, as to which mechanism(s) is (are) the really effective ones, up to now we were not able to study these mechanisms in operation, only the end-results were observed. This is mainly the consequence of selection effects. In order to study these phenomena when they are effective, one should observe the variation of the orbital elements of such extrasolar planets, as well as binary systems which are in the period range of months to years. The easiest way to carry out such observations is the monitoring of the transit timing variations of these systems. However, there are only a few known transiting extrasolar planets in this period regime. Furthermore, although binary stars are also known with such separations, similarly, they are not appropriate subjects for this investigation because of their non-eclipsing nature.

The continuous long-term monitoring of several hundreds of stars with the CoRoT and Kepler satellites, as well as the long-term systematic terrestrial surveys provide an excellent opportunity to discover transiting exoplanets (or as by-products: eclipsing binaries) with the period of months. Then continuous, long-term transit monitoring of such systems (combining the data with spectroscopy) may allow the tracing of dynamical evolutionary effects (i. e. orbital shrinking) already on the timescale of a few decades. Furthermore, the larger the characteristic size of a multiple planetary, stellar (or mixed) system the greater the amplitude of even the shorter period perturbations in the transit timing variations, as was shown in detail in the discussion of Borkovits et al. (2003).

In the last few years several papers have been published on transit timing variations, both from theoretical aspects (e.g. (non-complete) Agol et al. 2005; Holman & Murray 2005; Holman 2010; Cabrera 2010; Fabrycky 2010, and see further references therein), and large numbers of papers on observational aspects for individual transiting exoplanetary systems. Nevertheless, most (but not all) of the theoretical papers above, mainly concentrate simply on the detectability of further companions (especially super-Earths) from the transit timing variations.

In this paper we consider this question in greater detail. We calculate the analytical form of the long-period (i. e. with a period on the order of the orbital period of the tertiary component P_2) time-scale perturbations of the $O - C$ diagram for hierarchical (i.e. $P_2 \gg P_1$) triple systems. (Note, as we mainly concentrated on transiting systems with a period of weeks to months, we omitted the possible tidal forces. However, our formulae can be practically applied even for the closest exoplanetary systems, because the tidal perturbations become effective usually on a notably longer time-scale.) This work is a continuation and extension of the previous paper of Borkovits et al. (2003). In that paper we formulated the long-period perturbations of an (arbitrarily eccentric and inclined) distant companion to the $O - C$ diagram for a circular inner orbit. (Note, that our formula is a generalized variation (in the relative inclination) of the one of Agol et al. 2005. For the coplanar case the two results become identical.) Now we extend the results to the case of an eccentric inner binary (formed either a host-star with its planet, or two stars). As it will be shown, our formulae have a satisfactory accuracy even for a high eccentricity, such as $e_1 = 0.9$. Note, that in the period regime of a few months the tidal forces are ineffective, so we expect eccentric orbits. This is especially valid in the case of the predecessor systems of hot-Jupiters, in which case the above mentioned theory predicts very high eccentricities.

In the next section we give a very brief summary of our calculations. (A somewhat detailed description can be found in Borkovits et al. 2003, 2007, nevertheless for self-consistency of the present paper we provide here a brief overview.) In Sect. 3. we discuss our results, while in Sect. 4 we illustrate the results with both analytical and numerical calculations on two individual systems, CoRoT-9b and HD 80606b.

2. Analytical investigations

2.1. General considerations and equations of the problem

As is well-known, at the moment of the mid-transit (which in case of an eccentric orbit usually does not coincide with the half-time of the whole transit event)

$$u \approx \pm \frac{\pi}{2} + 2k\pi, \quad (1)$$

where u is the true longitude measured from the intersection of the orbital plane and the plane of sky, and k is an integer. (Note, since, traditionally the positive z -axis is directed away from the observer, the primary transit occurs at $u = -\pi/2$.) An exact equality is valid only if the binary has a circular orbit, or if the orbit is seen edge-on exactly. (The correct inclination dependence of the occurrence of the mid-eclipses can be found in Giménez & García-Pelayo 1983.) Nevertheless, the observable inclination of a potentially month-long period transiting extra-solar planet should be close to $i = 90^\circ$, if the latter condition is to be satisfied. Due to its key role in the occurrence of the transits, instead of the usual variables, we use u as our independent time-like variable. It is known from the textbooks of celestial mechanics, that

$$\begin{aligned} \dot{u} &= \frac{c_1}{\rho_1^2} - \dot{\Omega} \cos i, \\ &= \mu^{1/2} a^{-3/2} (1 - e^2)^{-3/2} (1 + e \cos v)^2 - \dot{\Omega} \cos i, \end{aligned} \quad (2)$$

consequently, the moment of the N -th primary minimum (transit) after an epoch t_0 can be calculated as

$$\begin{aligned} \int_{t_0}^{t_N} dt &= \int_{-\pi/2}^{2N\pi - \pi/2} \frac{a^{3/2}}{\mu^{1/2}} \frac{(1 - e^2)^{3/2}}{[1 + e \cos(u - \omega)]^2} \frac{du}{1 - \frac{\rho_1^2}{c_1} \dot{\Omega} \cos i}, \\ &\approx \int \frac{a^{3/2}}{\mu^{1/2}} \frac{(1 - e^2)^{3/2}}{[1 + e \cos(u - \omega)]^2} \left(1 + \frac{\rho_1^2}{c_1} \dot{\Omega} \cos i \right) du. \end{aligned} \quad (3)$$

In the equations above c_1 denotes the specific angular momentum of the inner binary, ρ_1 is the radius vector of the planet with respect to its host-star, while the orbital elements have their usual meanings. Furthermore, in Eq. (3) we applied that the true anomaly can be written as $v = u - \omega$. In order to evaluate Eq. (3) first we have to express the perturbations in the orbital elements with respect to u . Assuming that the orbital elements (except of u) are constant, the first term of the right hand side yields the following closed solution

$$\bar{P}_{I,II} = \frac{P}{2\pi} \left[2 \arctan \left(\sqrt{\frac{1-e}{1+e}} \frac{\mp \cos \omega}{1 \mp \sin \omega} \right) \pm (1 - e^2)^{1/2} \frac{e \cos \omega}{1 \mp \sin \omega} \right], \quad (4)$$

for the two types of minima, respectively. (Here P denotes the anomalistic or Keplerian period which is considered to be constant.) Note, that instead of the exact forms above, widely used

is the expansion (as in this paper), which, up to the fifth order in e , is as follows:

$$\begin{aligned} \bar{P}_{I,II} &= P_s E + \frac{P}{2\pi} \left[\mp \frac{1}{2} \pi \pm 2e \cos \omega + \left(\frac{3}{4} e^2 + \frac{1}{8} e^4 \right) \sin 2\omega \right. \\ &\quad \left. \mp \left(\frac{1}{3} e^3 + \frac{1}{8} e^5 \right) \cos 3\omega - \frac{5}{32} e^4 \sin 4\omega \pm \frac{3}{40} e^5 \cos 5\omega \right], \end{aligned} \quad (5)$$

where P_s is the sidereal (or eclipsing) period of, for example, the first cycle, and E is the cycle-number. As a next step, we have to calculate the long-period and apse-node perturbations in u . Some of these arise simply from the similar perturbations of the orbital elements (or directly of the $e \cos \omega$, $e \sin \omega$ functions), while others (we will refer to them as direct perturbations in u) come from the variations of the mean motion (for more details see Borkovits et al. 2007)¹. (In other words this means that in such a case P will no longer be constant.)

At this point, to avoid any confusion, we emphasize that during our calculations we use different sets of the angular orbital elements. As we are interested in such a phenomenon which primarily depends on the relative positions of the orbiting celestial bodies with respect to the observer, the angular elements (i.e. u , ω , i , Ω) should be expressed in the “observational” frame of reference having the plane of the sky as the fundamental plane, and u , as well as ω is measured from the intersection of the binary’s orbital plane with that plane, while Ω is measured along the plane of the sky from an arbitrary origin. On the other hand, the physical variations of the motion of the bodies depend on their relative positions to each other, and consequently, it is more beneficial (and convenient) to express the equations of perturbations of the orbital elements in a different frame of reference, (we shall refer to it as the dynamical frame) which depends on the relative positions of the bodies, independently from any outer observer. The fundamental plane of this latter frame of reference is the invariable plane of the triple system, i.e. the plane perpendicular to the net angular momentum vector of the complete triple system. In this frame of reference the longitude of the ascending node (h) gives the arc between the sky and the corresponding intersection of the two orbital planes measured along the invariable plane, while the true longitude (w) and the argument of periastron (g) is measured from that ascending node, along the respected orbital plane. In order to avoid a further confusion, the relative inclination of the orbits to the invariable plane is denoted by j . The meaning and the relation between the different elements can be seen in Fig. 1, and listed also in Appendix A.

2.2. Long period perturbations

From now on we refer to the orbital elements of the inner binary (i.e. the pair formed by either a host star and the inner planet, or two stellar mass objects) by subscript 1, while those of the wider binary (i.e. the orbit of the third component around the centre of mass of the inner system) by subscript 2. The differential perturbation equations of the orbital elements are listed in Borkovits et al. (2007)². In order to get the long-period terms of the perturbation equations, the usual method involves averaging the equations for the short-period ($\approx P_1$) variables, which is

¹ The minus signs on the rhs of Eqs. (10) and (11) of Borkovits et al. (2007) should be replaced by plus.

² Note, in the denominator of the Eqs. (14) and (15) of that paper for e and ω a closing bracket is evidently missing, and furthermore, the equation for Ω should be divided by e for the correct result.

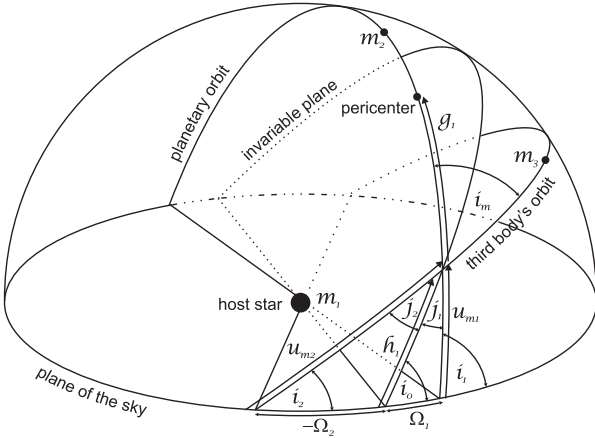


Fig. 1. The spatial configuration of the system.

usually the mean anomaly (l_1) or the true anomaly (v_1) of the inner binary, but in our special case it is the true longitude u_1 . This means that we get the variation of the orbital elements by averaged for an eclipsing period. Furthermore, in the case of the averaged equations we change the independent variable from u_1 to (the averaged) v_2 , by the use of

$$\frac{du_1}{dv_2} \approx \frac{\rho_2^2}{c_2} \frac{c_1}{\rho_1^2} \left(1 - \frac{\rho_1^2}{c_1} \dot{\Omega}_1 \cos i_1 \right), \quad (6)$$

from which, after averaging we get:

$$\begin{aligned} \frac{d\overline{u_1}}{d\overline{v_2}} &\approx \frac{\mu_1^{1/2}}{a_1^{3/2}} \frac{\rho_2^2}{\sqrt{\mu_2 a_2 (1 - e_2^2)}} - \frac{d\overline{\Omega_1}}{d\overline{v_2}} \cos i_1 \\ &\approx \frac{P_2}{P_1} \frac{(1 - e_2^2)^{3/2}}{(1 + e_2 \cos v_2)^2} - \frac{d\overline{\Omega_1}}{d\overline{v_2}} \cos i_1. \end{aligned} \quad (7)$$

In the following we omit the overlining. Furthermore, as one can see from Eq. (13) below, the second term in the r.h.s of (7) is of the order P_1/P_2 , and consequently can be neglected. So for the long-period perturbations of the orbital elements of the close orbit we get as follows:

$$\frac{da_1}{dv_2} = 0, \quad (8)$$

$$\begin{aligned} \frac{de_1}{dv_2} &= A_L (1 - e_1^2)^{1/2} e_1 (1 + e_2 \cos v_2) \\ &\quad \times \left[(1 - I^2) \sin 2g_1 \right. \\ &\quad \left. - \frac{1}{2} (1 + I)^2 \sin(2v_2 + 2g_2 - 2g_1) \right. \\ &\quad \left. + \frac{1}{2} (1 - I)^2 \sin(2v_2 + 2g_2 + 2g_1) \right], \end{aligned} \quad (9)$$

$$\begin{aligned} \frac{dg_1}{dv_2} &= A_L (1 - e_1^2)^{1/2} (1 + e_2 \cos v_2) \\ &\quad \times \left\{ \frac{3}{5} \left(I^2 - \frac{1}{3} \right) \right. \\ &\quad \left. + (1 - I^2) \left[\cos 2g_1 + \frac{3}{5} \cos(2v_2 + 2g_2) \right] \right. \\ &\quad \left. + \frac{1}{2} (1 + I)^2 \cos(2v_2 + 2g_2 - 2g_1) \right. \\ &\quad \left. + \frac{1}{2} (1 - I)^2 \cos(2v_2 + 2g_2 + 2g_1) \right\} \end{aligned}$$

$$\begin{aligned} &+ \frac{1}{2} (1 - I)^2 \cos(2v_2 + 2g_2 + 2g_1) \Big\} \\ &- \frac{dh_1}{dv_2} \cos j_1, \end{aligned} \quad (10)$$

$$\begin{aligned} \frac{dh_1}{dv_2} &= -A_L (1 - e_1^2)^{-1/2} \frac{\sin i_m}{\sin j_1} (1 + e_2 \cos v_2) \\ &\quad \times \left[\frac{2}{5} \left(1 + \frac{3}{2} e_1^2 \right) I \right. \\ &\quad \left. - e_1^2 I \cos 2g_1 \right. \\ &\quad \left. - \frac{2}{5} \left(1 + \frac{3}{2} e_1^2 \right) I \cos(2v_2 + 2g_2) \right. \\ &\quad \left. + \frac{1}{2} e_1^2 (1 + I) \cos(2v_2 + 2g_2 - 2g_1) \right. \\ &\quad \left. - \frac{1}{2} e_1^2 (1 - I) \cos(2v_2 + 2g_2 + 2g_1) \right], \end{aligned}$$

$$\begin{aligned} \frac{dj_1}{dv_2} &= A_L (1 - e_1^2)^{-1/2} \sin i_m (1 + e_2 \cos v_2) \\ &\quad \times \left[\frac{2}{5} \left(1 + \frac{3}{2} e_1^2 \right) \sin(2v_2 + 2g_2) \right. \\ &\quad \left. + e_1^2 I \sin 2g_1 \right. \\ &\quad \left. - \frac{1}{2} e_1^2 (1 + I) \sin(2v_2 + 2g_2 - 2g_1) \right. \\ &\quad \left. + \frac{1}{2} e_1^2 (1 - I) \sin(2v_2 + 2g_2 + 2g_1) \right], \end{aligned} \quad (11)$$

$$\begin{aligned} \frac{d\omega_1}{dv_2} &= A_L (1 - e_1^2)^{1/2} (1 + e_2 \cos v_2) \\ &\quad \times \left\{ \frac{3}{5} \left(I^2 - \frac{1}{3} \right) \right. \\ &\quad \left. + (1 - I^2) \left[\cos 2g_1 + \frac{3}{5} \cos(2v_2 + 2g_2) \right] \right. \\ &\quad \left. + \frac{1}{2} (1 + I)^2 \cos(2v_2 + 2g_2 - 2g_1) \right. \\ &\quad \left. + \frac{1}{2} (1 - I)^2 \cos(2v_2 + 2g_2 + 2g_1) \right\} \\ &- \frac{d\Omega_1}{dv_2} \cos i_1, \end{aligned} \quad (12)$$

$$\begin{aligned} \frac{d\Omega_1}{dv_2} &= A_L (1 - e_1^2)^{-1/2} \frac{\sin i_m}{\sin i_1} (1 + e_2 \cos v_2) \\ &\quad \times \left[\frac{2}{5} \left(1 + \frac{3}{2} e_1^2 \right) I \cos(\omega_1 - g_1) \right. \\ &\quad \left. + \frac{1}{5} \left(1 + \frac{3}{2} e_1^2 \right) (1 - I) \cos(2v_2 + 2g_2 - \omega_1 + g_1) \right. \\ &\quad \left. - \frac{1}{5} \left(1 + \frac{3}{2} e_1^2 \right) (1 + I) \cos(2v_2 + 2g_2 + \omega_1 - g_1) \right. \\ &\quad \left. - e_1^2 I \cos(\omega_1 + g_1) \right. \\ &\quad \left. + \frac{1}{2} e_1^2 (1 + I) \cos(2v_2 + 2g_2 - \omega_1 - g_1) \right. \\ &\quad \left. - \frac{1}{2} e_1^2 (1 - I) \cos(2v_2 + 2g_2 + \omega_1 + g_1) \right], \end{aligned} \quad (13)$$

$$\frac{di_1}{dv_2} = A_L (1 - e_1^2)^{-1/2} \sin i_m (1 + e_2 \cos v_2)$$

$$\begin{aligned}
& \times \left[-\frac{2}{5} \left(1 + \frac{3}{2} e_1^2 \right) I \sin(\omega_1 - g_1) \right. \\
& + \frac{1}{5} \left(1 + \frac{3}{2} e_1^2 \right) (1 - I) \sin(2v_2 + 2g_2 - \omega_1 + g_1) \\
& + \frac{1}{5} \left(1 + \frac{3}{2} e_1^2 \right) (1 + I) \sin(2v_2 + 2g_2 + \omega_1 - g_1) \\
& + e^2 I \sin(\omega_1 + g_1) \\
& - \frac{1}{2} e_1^2 (1 + I) \sin(2v_2 + 2g_2 - \omega_1 - g_1) \\
& \left. + \frac{1}{2} e_1^2 (1 - I) \sin(2v_2 + 2g_2 + \omega_1 + g_1) \right], \quad (14)
\end{aligned}$$

and, finally, the direct term is as follows:

$$\begin{aligned}
\frac{d\lambda_1}{dv_2} = & A_L (1 - e_1^2)^{1/2} (1 + e_2 \cos v_2) \\
& \times \left\{ \frac{4}{5} \left(I^2 - \frac{1}{3} \right) f_1(e_1) \right. \\
& + \frac{51}{20} (1 - I^2) e_1^2 f_2(e_1) \cos 2g_1 \\
& + \frac{4}{5} (1 - I^2) f_1(e_1) \cos(2v_2 + 2g_2) \\
& + \frac{51}{40} (1 + I)^2 e_1^2 f_2(e_1) \cos(2v_2 + 2g_2 - 2g_1) \\
& \left. + \frac{51}{40} (1 - I)^2 e_1^2 f_2(e_1) \cos(2v_2 + 2g_2 + 2g_1) \right\}, \quad (15)
\end{aligned}$$

where

$$A_L = \frac{15}{8} \frac{m_3}{m_{123}} \frac{P_1}{P_2} (1 - e_2^2)^{-3/2}, \quad (16)$$

and

$$f_1(e) = 1 + \frac{25}{8} e^2 + \frac{15}{8} e^4 + \frac{95}{64} e^6, \quad (17)$$

$$f_2(e) = 1 + \frac{31}{51} e^2 + \frac{23}{48} e^4. \quad (18)$$

Furthermore, i_m denotes the mutual inclination of the two orbital planes, while

$$I = \cos i_m, \quad (19)$$

and m_{123} stands for the total mass of the system. Note, formal integration of the first five of the equations above (i.e. those which refer to the orbital elements in the dynamical system, Eqs. [8]–[11]) reproduce the results of Söderhjelm (1982).

Strictly speaking, some of the equations above are valid only in that case when both orbits are non-circular, and the orbital planes are inclined to each other, and/or to the plane of the sky. For example, if the outer orbit is circular, neither v_2 , nor g_2 has any meaning. Nevertheless, their sum i. e. $v_2 + g_2$ is meaningful as before. Furthermore, although in the case of circular inner orbits the derivative of g_1 has no meaning, yet the derivative of $e_1 \cos g_1$, $e_1 \sin g_1$ (or $e_1 \cos \omega_1$, $e_1 \sin \omega_1$), i. e. the so-called Lagrangian elements can be calculated correctly. (Note, instead of the “pure” derivatives of e_1 and g_1 (or ω_1) these latter occur directly in the $O - C$.) Similar redefinitions can be done in the case of coplanarity. So, for practical reasons, and for the sake of clarity, we retain the original formulations even in such cases, when it is formally not valid.

As one can see, there are some terms on the r.h.s. of these equations which do not depend on v_2 . Primarily, these terms give the so-called apse-node time-scale contribution to the variation of the orbital elements and the transit timing variations. Nevertheless, in order to get a correct result for the long-term behaviour of the orbital elements these terms must nevertheless be retained in our long-term formulae. Note, these terms were calculated for tidally distorted triplets in Borkovits et al. (2007). Such formulae (after an omission of the tidal terms) are also valid for the present case in the low mutual inclination (i.e. approx. $I^2 > \frac{3}{5}$) domain. (Formulae valid for arbitrary mutual inclinations will be presented in a subsequent paper.)

Carrying out the integrations, all the orbital elements on the r.h.s of these equations with the exception of v_2 are considered as constants. This can be justified for two reasons. First, as one can see, for $P_2 \gg P_1$ the amplitudes of the long-period perturbative terms (A_L) remain small (which is especially valid for the case where the host star is orbited by two planets, when $m_3 \ll m_{123}$), and second, although the amplitude of the apse-node perturbative terms can reach unity, the period is usually so long ($\sim P_2^2/P_1$, see e.g. Brown 1936), that its contribution can be safely ignored during one revolution of the outer object.³ The final result of such an analysis is an analytical form of the transit timing variations, i.e. the long-period $O - C$ diagram. Here we give the result up to the first order in the inner eccentricity, while a more extended result up to the sixth order in the inner eccentricity can be found in appendix B, where we give also the perturbation equations directly for the $e_1^m \cos n\omega_1$, $e_1^m \sin n\omega_1$ expressions.

$$\begin{aligned}
O - C_{P_2} = & \frac{P_1}{2\pi} A_L (1 - e_1^2)^{1/2} \left\{ \left(\frac{4}{5} + \frac{5}{2} e_1^2 \mp \frac{6}{5} e_1 \sin \omega_1 \right) \right. \\
& \times \left[\left(I^2 - \frac{1}{3} \right) \mathcal{M} + \frac{1}{2} (1 - I^2) \mathcal{S}(2v_2 + 2g_2) \right] \\
& + \left[\frac{51}{20} e_1^2 \cos 2g_1 \mp 2e_1 \sin(\omega_1 - 2g_1) \right] \\
& \times \left[(1 - I^2) \mathcal{M} + \frac{1}{2} (1 + I^2) \mathcal{S}(2v_2 + 2g_2) \right] \\
& - \left[\frac{51}{20} e_1^2 \sin 2g_1 \mp 2e_1 \cos(\omega_1 - 2g_1) \right] IC(2v_2 + 2g_2) \\
& + \cot i_1 \sin i_m \left\{ -\frac{2}{5} (1 \mp 2e_1 \sin \omega_1) \cos u_{m1} I \right. \\
& \times \left[\mathcal{M} - \frac{1}{2} \mathcal{S}(2v_2 + 2g_2) \right] \\
& \left. \left. + \frac{1}{5} (1 \mp 2e_1 \sin \omega_1) \sin u_{m1} C(2v_2 + 2g_2) \right\} \right\} \\
& - \frac{m_3}{m_{123}} \frac{a_2 \sin i_2}{c} \frac{(1 - e_2^2) \sin(v_2 + \omega_2)}{1 + e_2 \cos v_2} \\
& + O(e_1^2), \quad (20)
\end{aligned}$$

³ Note, this is not necessarily true in the presence of other perturbative effects. Nevertheless, in such cases one can assume, that if there is a physical effect producing apse-node time-scale perturbations having a period comparable to the period of the long-period perturbations arising from some other sources, then the amplitudes of these long-period perturbations are usually so small with respect to the amplitudes of the apse-node perturbations that their effect can be neglected.

where

$$\begin{aligned}
 \mathcal{M} &= \int 1 + e_2 \cos v_2 dv_2 \\
 &= v_2 - l_2 + e_2 \sin v_2 \\
 &= 3e_2 \sin v_2 - \frac{3}{4}e_2^2 \sin 2v_2 + \frac{1}{3}e_2^3 \sin 3v_2 + O(e_2^4) \\
 &= 3e_2 \left(1 - \frac{3}{8}e_2^2\right) \sin l_2 + \frac{9}{4}e_2^2 \sin 2l_2 + \frac{53}{24}e_2^3 \sin 3l_2 + O(e_2^4),
 \end{aligned} \tag{21}$$

and

$$\begin{aligned}
 S(2v_2 + x) &= \sin(2v_2 + x) + e_2 \sin(v_2 + x) + \frac{1}{3}e_2 \sin(3v_2 + x) \\
 &= (1 - 4e_2^2) \sin(2l_2 + x) \\
 &\quad + e_2 \left[-\left(1 - \frac{13}{8}e_2^2\right) \sin(l_2 + x) \right. \\
 &\quad \left. + \frac{7}{3} \left(1 - \frac{207}{56}e_2^2\right) \sin(3l_2 + x) \right] \\
 &\quad + e_2^2 \left[-\frac{1}{4} \sin x + \frac{17}{4} \sin(4l_2 + x) \right] \\
 &\quad + e_2^3 \left[\frac{1}{24} \sin(l_2 - x) + \frac{169}{24} \sin(5l_2 + x) \right] + O(e_2^4),
 \end{aligned} \tag{23}$$

$$\begin{aligned}
 C(2v_2 + x) &= \cos(2v_2 + x) + e_2 \cos(v_2 + x) + \frac{1}{3}e_2 \cos(3v_2 + x) \\
 &= (1 - 4e_2^2) \cos(2l_2 + x) \\
 &\quad + e_2 \left[-\left(1 - \frac{13}{8}e_2^2\right) \cos(l_2 + x) \right. \\
 &\quad \left. + \frac{7}{3} \left(1 - \frac{207}{56}e_2^2\right) \cos(3l_2 + x) \right] \\
 &\quad + e_2^2 \left[-\frac{1}{4} \cos x + \frac{17}{4} \cos(4l_2 + x) \right] \\
 &\quad + e_2^3 \left[-\frac{1}{24} \cos(l_2 - x) + \frac{169}{24} \cos(5l_2 + x) \right] + O(e_2^4),
 \end{aligned} \tag{24}$$

furthermore,

$$u_{m1} = \omega_1 - g_1, \tag{25}$$

i.e. u_{m1} is the angular distance of the intersection of the two orbits from the plane of the sky, or, in other words, the longitude of the (dynamical) ascending node of the inner orbit along the orbital plane, measured from the sky.

Note, the superscripts refer to the exoplanetary transits (primary minima), and the subscripts to the secondary occultations (secondary minima). Furthermore, we assumed the formally second-order $\frac{5}{2}e_1^2$, and $\frac{51}{20}e_1^2$ terms, to be first order, as their values exceed e_1 for medium eccentricities. We included also the pure geometrical light-time contribution in the last row. Here c denotes the speed of light. The minus sign arises because this term reflects the motion of the inner pair around the common centre of mass, whose true longitude differs by π from the one of the third component. In Eq. (21) the mean anomaly of the outer body (l_2) appears because of (the constant part of) the difference between the anomalistic P and sidereal (eclipsing, or transiting) P_s period included into the first term in the r.h.s. of Eq. (5).

3. Discussion of the results

As one can easily see, the result for a circular inner orbit (i.e. $e_1 = 0$) is identical with the formula (46) of Borkovits et al. (2003). Consequently, the discussion given in Sect. 4 of that paper is also valid. Nevertheless, as one can see in Fig. 3, a significant inner eccentricity produces notably higher amplitudes, and consequently, is easier to detect. Furthermore, some other attributes of the transit timing variations also change drastically. For example, in contrast to the previously studied coplanar ($I = \pm 1$), circular inner orbit ($e_1 = 0$) case, (Borkovits et al. 2003; Agol et al. 2005), as long as the inner orbit is eccentric, the dynamical term does not disappear even if the outer orbit is circular ($e_2 = 0$). A further important feature for eccentric inner orbit, in that the amplitude, the phase and the shape of the $O - C$ variations cease to be depend simply on the physical (i.e. relative) positions of the celestial bodies, but also on the orientation of the orbit with respect to the observer. These latter elements (i. e. $e_1 \sin \omega_1$, $e_1 \cos \omega_1$ and their combinations) can also be determined from radial velocity measurements, as well as from the shape of the transit light-curves, and, in the case of the possible detection of the occultation, or (in the case of eclipsing binaries), of the secondary minimum, from the time delay between the two different eclipsing events. So, while the relative, i.e. physical angular parameters (i.e. periastron distances from the intersection of the two orbits, g_1 , g_2 , and mutual inclination i_m) cannot be acquired from other, generally used methods (e.g. light-curve, or simple radial velocity curve analysis), these observational geometrical parameters could be determined from other sources of information, and then simply can be built into such a fitting algorithm, which was described in Borkovits et al. (2003), or could be included into such procedures which were presented by Pál (2010).

In the following, as we are mainly interested in transiting systems, where $i_1 \approx 90^\circ$ (which is especially true for relatively longer period, i.e. distant transiting exoplanets), we omit terms multiplied by $\cot i_1$, i.e. terms arising from nodal motion.

In Borkovits et al. (2003) we considered only triple stellar systems, where the three masses were usually nearly equal, and the inner period was of the order of a few days. In such cases light-time term dominates. The amplitude of the light-time effect is simply

$$\begin{aligned}
 A_{\text{LITE}} &= \frac{m_3}{m_{123}} \frac{a_2 \sin i_2}{c} (1 - e_2^2 \cos^2 \omega_2)^{1/2} \\
 &= \frac{m_3}{m_{123}} \left(\frac{Gm_{123}}{4\pi^2} \right)^{1/3} \frac{\sin i_2}{c} P_2^{2/3} (1 - e_2^2 \cos^2 \omega_2)^{1/2} \\
 &\approx 1.1 \times 10^{-4} \frac{m_3}{m_{123}^{2/3}} \sin i_2 P_2^{2/3} (1 - e_2^2 \cos^2 \omega_2)^{1/2}, \tag{26}
 \end{aligned}$$

where masses should be expressed in solar units, and P_2 in days.

The amplitude of the dynamically forced $O - C$, and consequently, the detectability limit of such perturbations depends on almost the all dynamical as well as geometrical variables. So, we can give only some limits on the detectability limit. Nevertheless, for an easier, and somewhat general study, we separate the physical and geometrical variables from each other, and furthermore, we separate also the elements of the inner orbit from those of the outer perturber (with the exception of the mutual inclination). In order to do this, we introduce the following quantities, all of which depend on eccentricity (e_1), the two types of periastron arguments (g_1 , ω_1), and mutual inclination (i_m), via

its cosine:

$$\alpha = \left\{ \frac{2}{5} + \frac{5}{4}e_1^2(1 + \cos 2g_1) \mp e_1 \left[\frac{3}{5} \sin \omega_1 + \sin(\omega_1 - 2g_1) \right] - I^2 \left\{ \frac{2}{5} + \frac{5}{4}e_1^2(1 - \cos 2g_1) \mp e_1 \left[\frac{3}{5} \sin \omega_1 - \sin(\omega_1 - 2g_1) \right] \right\} \right\} (1 - e_1^2)^{1/2}, \quad (27)$$

$$\beta = -(1 - e_1^2)^{1/2} 2I \left[\frac{5}{4}e_1^2 \sin 2g_1 \mp e_1 \cos(\omega_1 - 2g_1) \right], \quad (28)$$

$$\gamma = \left\{ -\frac{4}{15} + \frac{5}{2}e_1^2 \left(\cos 2g_1 - \frac{1}{3} \right) \mp 2e_1 \left[\sin(\omega_1 - 2g_1) - \frac{1}{5} \sin \omega_1 \right] + I^2 \left\{ \frac{4}{5} + \frac{5}{2}e_1^2(1 - \cos 2g_1) \mp 2e_1 \left[\frac{3}{5} \sin \omega_1 - \sin(\omega_1 - 2g_1) \right] \right\} \right\} (1 - e_1^2)^{1/2}. \quad (29)$$

Then

$$O - C_{\text{dyn}} \approx \frac{P_1}{2\pi} A_L \left[\gamma M + \sqrt{\alpha^2 + \beta^2} S(2v_2 + \phi) \right], \quad (30)$$

where

$$\phi = 2g_2 + \arctan \frac{\beta}{\alpha} \quad (31)$$

or, in trigonometric form

$$O - C_{\text{dyn}} \approx \frac{P_1}{2\pi} A_L^* \sum_n A_n \sin(nv_2 + \phi_n), \quad (32)$$

where (up to third order in e_2)

$$A_1 = (1 - e_2^2)^{-3/2} e_2 \sqrt{A_S^2 + A_M^2 + 2A_S A_M \cos \phi}, \quad (33)$$

$$A_2 = (1 - e_2^2)^{-3/2} \sqrt{A_S^2 + \frac{1}{16}e_2^4 A_M^2 + \frac{1}{2}e_2^2 A_S A_M \cos \phi}, \quad (34)$$

$$A_3 = (1 - e_2^2)^{-3/2} \frac{1}{3} e_2 \sqrt{A_S^2 + \frac{1}{9}e_2^4 A_M^2 + \frac{2}{3}e_2^2 A_S A_M \cos \phi}, \quad (35)$$

$$\phi_1 = \arctan \frac{\sin \phi}{\cos \phi + \frac{A_M}{A_S}}, \quad (36)$$

$$\phi_2 = \arctan \frac{\sin \phi}{\cos \phi + \frac{1}{4}e_2^2 \frac{A_M}{A_S}}, \quad (37)$$

$$\phi_3 = \arctan \frac{\sin \phi}{\cos \phi + \frac{1}{9}e_2^2 \frac{A_M}{A_S}}, \quad (38)$$

and

$$A_S = \sqrt{\alpha^2 + \beta^2}, \quad (39)$$

$$A_M = 3\gamma, \quad (40)$$

and, furthermore,

$$A_L^* = A_L (1 - e_2^2)^{3/2}. \quad (41)$$

Note, for a circular outer orbit ($e_2 = 0$)

$$A_1 = A_3 = 0, \quad (42)$$

$$A_2 = A_S. \quad (43)$$

As one can see, both sets of amplitudes, i.e. $A_{M,S}$ and $A_{1,2,3}$ are independent of the real physical parameters of the current exoplanetary system. Furthermore, the dependence from the elements of the outer orbit (i.e. e_2, g_2) appear only in the $A_{1,2,3}$ Fourier amplitudes. The masses (or more accurately mass ratios), and the periods and period ratios (and indirectly the physical size of the system) occur only as a scaling parameter. In this way, the following general statements are valid for every hierarchical triple systems (as far as the initial model assumptions are valid). In order to get the real, i.e. physical values for the $O - C$ amplitudes in a given system, one must multiply the general system-independent, dimensionless amplitudes with the system specific number $\frac{15}{16\pi} \frac{P_1^2}{P_2} \frac{m_3}{m_1+m_2+m_3}$.

Considering first the (nearly) coplanar case, i.e. when $I \approx \pm 1$, then the (half-)amplitude of the two sinusoids becomes:

$$e_2 A_{M0} \approx \frac{8}{5} (1 - e_1^2)^{1/2} \left(1 + \frac{25}{8} e_1^2 \mp \frac{3}{2} e_1 \sin \omega_1 \right) e_2, \quad (44)$$

$$A_{S0} \approx 2 (1 - e_1^2)^{1/2} e_1 \sqrt{1 \mp \frac{5}{2} e_1 \sin \omega_1 + \frac{25}{16} e_1^2}. \quad (45)$$

This illustrates the above-mentioned fundamental differences to the previously-studied coplanar, $e_1 = 0$ case (Borkovits et al. 2003; Agol et al. 2005), as according to our new result for eccentric inner orbits, the dynamical term does not disappear even if the outer orbit is circular ($e_2 = 0$). Furthermore, the amplitudes strongly depend on the orientation of the orbital axis with respect to the observer. When the apsidal line coincides (more or less) with the line of sight (i.e. $\omega_1 = \pm 90^\circ$) there can be very significant differences both in the shape and amplitude of the primary (transit) and secondary (occultation) $O - C$ curves. However, when the apsidal line lies nearly in the sky, then these differences disappear. A further interesting feature of the $\omega_1 = \pm 90^\circ$ configuration, is that for eclipse events which occur around apastron there is a full square under the square-root sign in the S -term, with the root of $e_1 = 0.8$, which means that in this situation this term would disappear. Nevertheless, for such a high eccentricity the first order approximation is far from being valid, as is illustrated in Fig. 2.

For highly inclined ($I \approx 0$) orbits the (half-)amplitudes are as follows:

$$e_2 A_{M90} \approx \frac{4}{5} (1 - e_1^2)^{1/2} \left\{ -1 - \frac{25}{8} e_1^2 (1 - 3 \cos 2g_1) \right. \quad (36)$$

$$\left. \pm \frac{3}{2} e_1 [\sin \omega_1 - 5 \sin(\omega_1 - 2g_1)] \right\} e_2, \quad (46)$$

$$A_{S90} \approx \frac{2}{5} (1 - e_1^2)^{1/2} \left\{ 1 + \frac{25}{8} e_1^2 (1 + \cos 2g_1) \mp \frac{3}{2} e_1 \left[\sin \omega_1 + \frac{5}{3} \sin(\omega_1 - 2g_1) \right] \right\}, \quad (47)$$

furthermore, the phase of the S -term is simply

$$\phi = 2g_2. \quad (48)$$

In this case a further parameter, namely, the periastron distance of the inner planet from the intersection of the two orbital planes (g_1) also plays an important role.

Finally we also mention a very specific case, namely for the maximum eccentricity phase of the Kozai mechanism driven e -cycles. During this phase, $\cos 2g_1$ takes one definite value, namely $\cos 2g_1 = -1$. Furthermore, the mutual inclination of the two orbits here reaches its minimum. The actual value depends

on both the maximum mutual inclination i_m , or more strictly, on j_1 , and the minimal inner eccentricity e_1 . Nevertheless, in the case of an initially almost circular inner orbit, the minimum mutual inclination is almost independent of its maximum value, and takes $j_1 (\approx i_m) \approx 39^\circ.23$ (or its retrograde counterpart, $j_1 (\approx i_m) \approx 140^\circ.77$), i.e. $P^2 = 3/5$. For this scenario:

$$e_2 A_{M\text{Kozai},90} \approx \frac{16}{25} (1 - e_1^2)^{1/2} \left(1 - \frac{25}{16} e_1^2 \pm \frac{9}{4} e_1 \sin \omega_1 \right) e_2, \quad (49)$$

$$\alpha_{\text{Kozai},90} = (1 - e_1^2)^{1/2} \left(\frac{4}{25} - \frac{5}{3} e_1^2 \pm \frac{34}{25} e_1 \sin \omega_1 \right),$$

$$\beta_{\text{Kozai},90} = \mp (1 - e_1^2)^{1/2} \frac{2}{5} \sqrt{15} e_1 \cos \omega_1. \quad (50)$$

In order to get a better overview of the parameter dependence of the formulae above, we investigate the $A_{M,S}$, as well as the $A_{1,2,3}$ amplitudes graphically. Due to the complex dependence of these amplitudes on many parameters, it is difficult to give general statements. Therefore we investigate only the dependence of the amplitudes on the inner eccentricity, while the effects of other parameters will be considered in Sect. 4 for specific systems, where some of the parameters can be fixed.

Fig. 2 shows the inner eccentricity (e_1) dependence of the amplitudes for some specific values of the other parameters. In general, one sees that the e_1 increase with amplitude, but this growth usually remains within one order of magnitude. So, although the shapes of the individual $O - C$ curves may differ significantly, the net amplitudes vary over a narrow range. The graphs also suggest another, perhaps surprising fact, that the amplitude of $O - C_{P2\text{dyn}}$ depends only weakly on the mutual inclination (i_m). This is especially valid for medium inner eccentricities, since in this case, at least for the cases shown in Fig. 2, all $A_{M,S}$ amplitudes have similar values. Moreover, the numerically generated sample $O - C$ curves of Fig. 3, also suggest such a conclusion. Nevertheless, there are several exceptions. Some particular configurations some of the amplitudes, or even both of them (and consequently, the corresponding terms) can disappear. Such a situation will be discussed in Sect. 4.1. We will return to this question in detail in Sect. 4, where the dependence of the amplitudes on other parameters will be also studied for the systems of CoRoT-9b and HD 80606b.

Returning now to the LITE amplitude, and comparing it with the dynamical case, an increment of P_2 (keeping P_1 constant) results in an increment of $A_{\text{LITE}}/A_{P2\text{-dyn}}$ by $P_2^{5/3}$. Consequently, for more distant systems the pure geometrical effect tends to exceed the dynamical one, as is the case in all but one (λ Tau, see e. g. Söderhjelm 1975) of the known hierarchical eclipsing triple stellar systems. Nevertheless, as we will illustrate in this paper (see Fig. 5), we have a good chance of finding the opposite situation in some of the recently discovered transiting exoplanetary systems. We can make the following crude estimation. Consider a system with a solar-like host star, and two approximately Jupiter-mass companions ($m_{123} \approx m_1 = 1M_\odot$, $m_2 = m_3 = 10^{-3}M_\odot$) choosing $A = 10^{-3}$ day for the case of a certain detection, then the LITE term for the most ideal case gives $P_2 \geq 10^6 \text{d} \approx 2700 \text{y}$. Alternatively, setting $m_3 = 10^{-2}M_\odot$, and allowing $A = 10^{-4}$ for detection limit, the result is $P_2 \geq 10^3 \text{d} \approx 2.7 \text{y}$. Similarly, for two Jupiter-mass planet, in the coplanar case, for small e_1 , the $A = 10^{-3}$ day limit gives

$$P_2 \leq 2 \times 10^3 m_3 e_2 (1 - e_2^2)^{-3/2} P_1^2 \quad (51)$$

condition for the detectability of a third companion by its long-term dynamical perturbations. For the perpendicular case the same limit is

$$P_2 \leq \frac{1}{2} \times 10^3 m_3 (1 - e_2^2)^{-3/2} \left(1 + \frac{2}{3} e_2 \right) P_1^2. \quad (52)$$

We note that for $m_3 \ll m_1$ the above equations are linear for m_3 , so it is very easy to give the limiting period P_2 in the function of m_3 . Nevertheless, we emphasize again that there are so many terms with different periodicity and phase, that these equations give only a very crude, first estimation. For $P_1 = 1, 10, 100$ days, (at zero outer eccentricity) gives $P_2 \leq 0.5, 50, 5000$ days, respectively,

These results refer to the total amplitude of the $O - C$ curve, i.e. the variation of the transit times during a complete revolution of the distant companion, which can take as long as several years or decades. Naturally, the perturbations in the transit times could be observed within a much shorter period, from the variation of the interval between consecutive minima. This estimation can be calculated e.g. from Eq. (30), or even directly from Eq. (15). According to the meaning of the $O - C$ curve, the transiting or eclipsing period (\bar{P}) between two consecutive (let us assume the n -th and $n + 1$ -th) minima is

$$\begin{aligned} \bar{P}_n = t_{n+1} - t_n &= (O - C)(t_{n+1}) - (O - C)(t_n) \\ &\approx P_s + \frac{P_1}{2\pi} A_L (1 - e_1^2)^{1/2} \Delta v_{2n} (1 + e_2 \cos v_{2n}) \\ &\quad \times \left[\gamma + 2 \sqrt{\alpha^2 + \beta^2} \cos(2v_{2n} + \phi) \right], \end{aligned} \quad (53)$$

where up to third order in e_2

$$\begin{aligned} \Delta v_2 &\approx \Delta l_2 \left(1 + 2e_2^2 + 2e_2 \cos v_2 + \frac{1}{2} e_2^2 \cos 2v_2 + 3e_2^3 \cos 3v_2 \right) \\ &\approx 2\pi \frac{\bar{P}}{P_2} (1 + \delta v_2) \\ &\approx 2\pi \frac{P_1}{P_2} (1 + \delta v_2), \end{aligned} \quad (54)$$

i. e. we approximated the variation of the mean anomaly of the outer companion (l_2) by the constant value of

$$\Delta l_2 \approx 2\pi \frac{P_1}{P_2}. \quad (55)$$

(Here, and in the following text we neglect the pure geometrical LITE contribution.) Then the variation of the length of the consecutive transiting periods becomes

$$\begin{aligned} \Delta \bar{P} &\approx -\frac{15}{4} \pi \frac{m_3}{m_{123}} \frac{P_1^4}{P_2^3} \frac{(1 - e_1^2)^{1/2}}{(1 - e_2^2)^{3/2}} \\ &\quad \times \left\{ \gamma \left[3e_2 \left(1 + \frac{9}{2} e_2^2 \right) \sin v_2 - 6e_2^2 \sin 2v_2 - \frac{9}{2} e_2^3 \sin 3v_2 \right] \right. \\ &\quad + 2 \sqrt{\alpha^2 + \beta^2} \left[2 \left(1 + 8e_2^2 \right) \sin(2v_2 + \phi) \right. \\ &\quad + \frac{7}{2} e_2 \left(1 + \frac{9}{2} e_2^2 \right) \sin(v_2 + \phi) \\ &\quad + \frac{13}{2} e_2 \left(1 + \frac{9}{2} e_2^2 \right) \sin(3v_2 + \phi) \\ &\quad \left. \left. + \frac{1}{4} e_2^3 \sin(-v + \phi) + \frac{19}{4} e_2^3 \sin(5v_2 + \phi) \right] \right\}. \end{aligned} \quad (56)$$

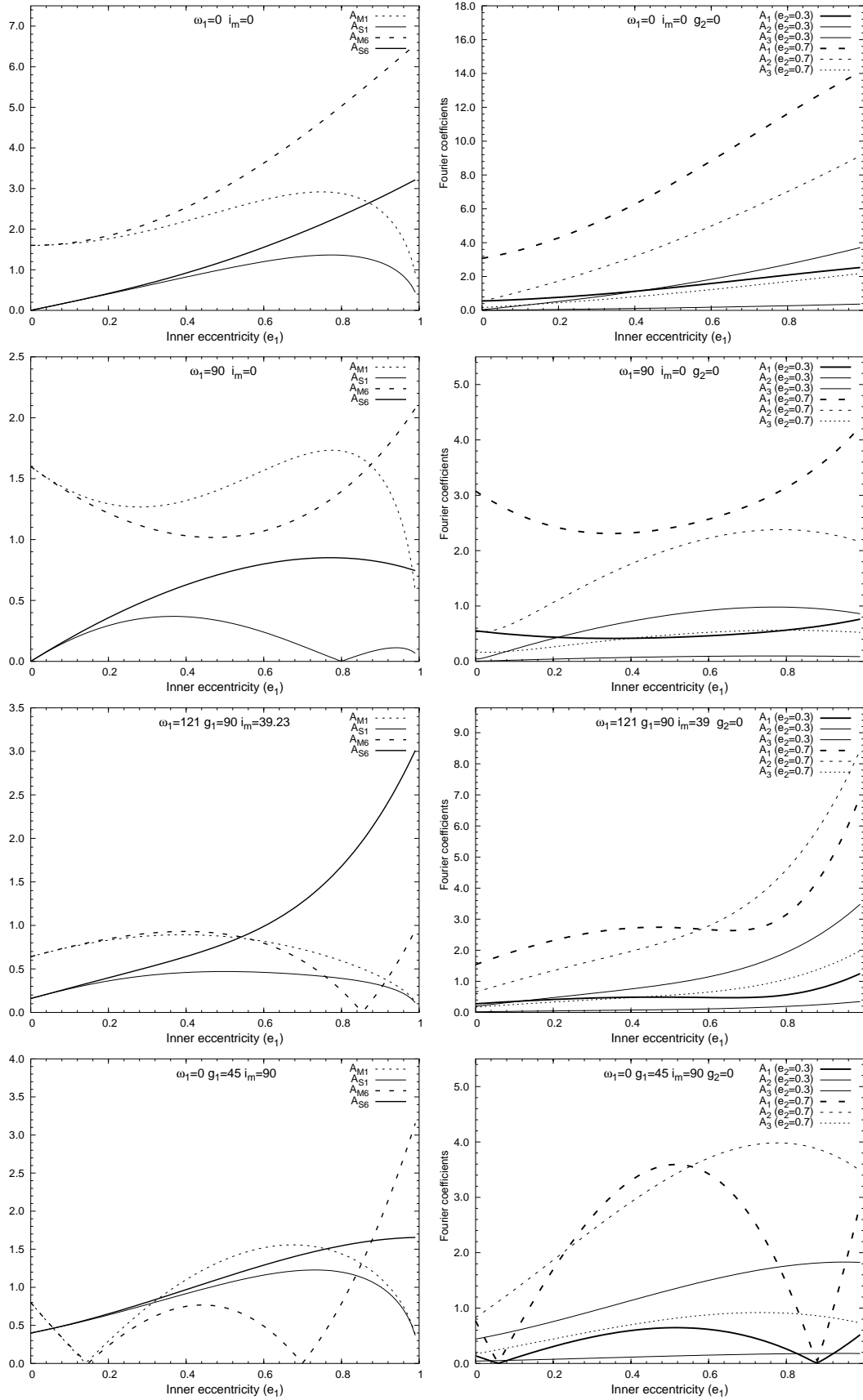


Fig. 2. *Left panels:* The inner eccentricity (e_1) dependence of A_M , A_S amplitudes of M , S functions of long-period dynamical part of $O - C$ for specific values of some parameters. Note, to compare the M and S terms, the former should be multiplied by e_2 . The thin lines (indexed by '1') refer to the first order approximation, while the thick ones (index '6') to the sixth one. *Right panels:* The corresponding $A_{1,2,3}$ amplitudes of the trigonometric representation (Eq. 32) of the $O - C$ for two different outer eccentricities ($e_2 = 0.3$ and $e_2 = 0.7$) (g_2 was set to 0°).

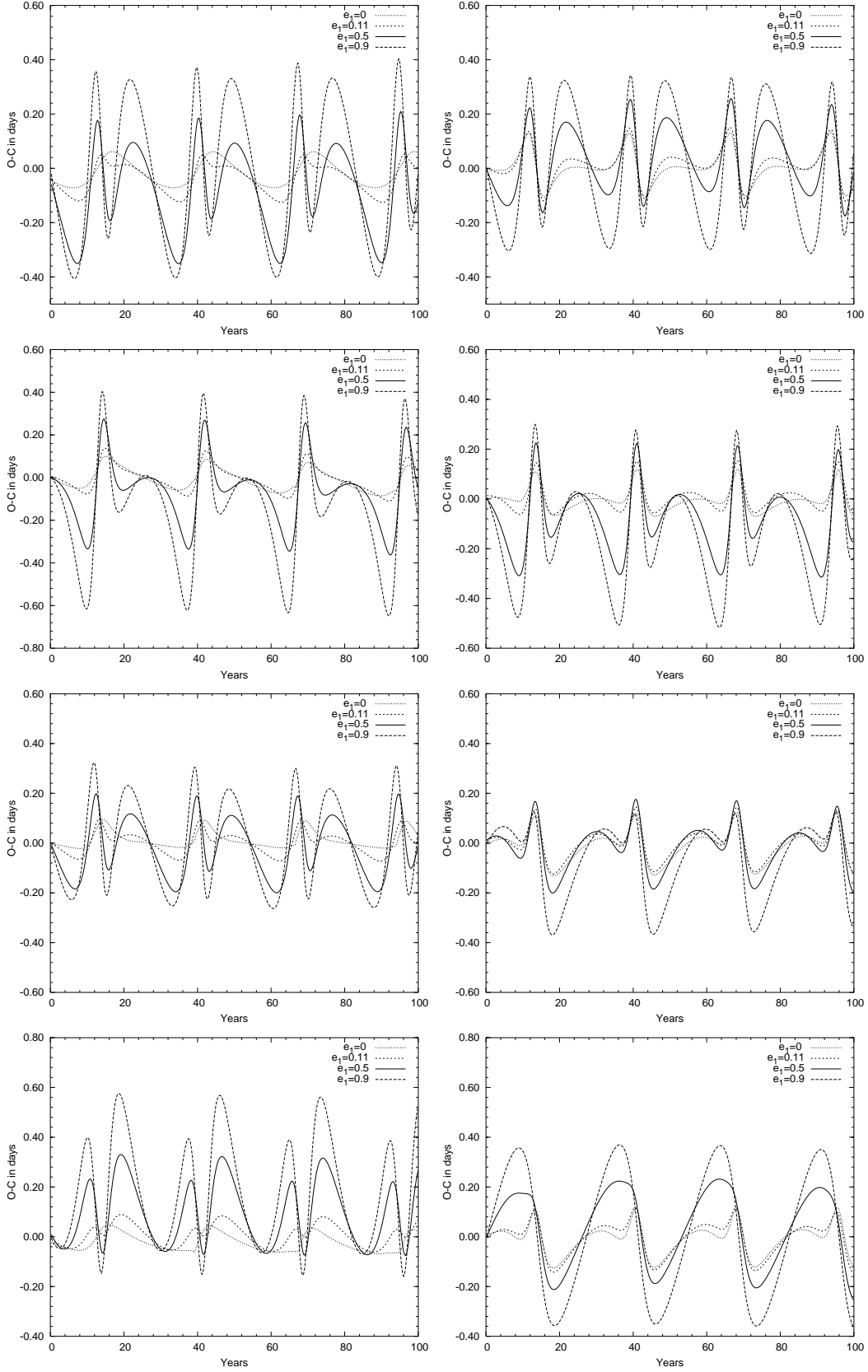


Fig. 3. Transit timing variations caused by a hypothetical $P_2 = 10\,000$ day-period $m_3 = 1M_\odot$ mass, moderately eccentric $e_2 = 0.3$ third companion for CoRoT-9b, at different initial orbital elements, for four different initial inner eccentricities ($e_1 = 0, 0.11, 0.5, 0.9$). The various initial elements of each panel are as follows. Panel (a): $g_1 = 7^\circ, g_2 = 90^\circ, i_m = 0^\circ$; (b): The same, but for $i_m = 90^\circ$; (c): $g_1 = 7^\circ, g_2 = 45^\circ, i_m = 30^\circ$; (d): $g_1 = 337^\circ, g_2 = 45^\circ, i_m = 60^\circ$; (e): $g_1 = 307^\circ, g_2 = 45^\circ, i_m = 30^\circ$; (f): same as previous, but for $i_m = 90^\circ$. (g): $g_1 = 277^\circ, g_2 = 45^\circ, i_m = 0^\circ$; (h): same as previous, but for $i_m = 90^\circ$. (For better comparison the curves are corrected for the different average transit periods, and zero point shifts.)

Comparing (the amplitude of) this result with Eqs. (1,2) of Holman & Murray (2005), one can see that the power of the period ratio differs. (Furthermore, in the original paper π stands at the same place, i.e. in the numerator (as above) but later, in Holman 2010 this was declared as an error, and it was put into the denominator.) There is a principal difference in the background. Holman & Murray (2005) state that they “estimate the variation in transit intervals between successive transits”, but what they really calculate is the departure of a transiting period (i.e. the interval between two successive transits) from a constant mean value. This quantity was estimated in our Eq. (53). In other words, the Lagrangian perturbation equations gives the instantaneous period of the perturbed system. So, its integration gives the time left between two consecutive minima. The first derivative of the perturbation equation gives the instantaneous period variation, and so the variation of the length of two consecutive transiting period can be deduced by integrating the latter. As a consequence, the best possibility for the detection of the transit timing variation, and so, for the presence of some perturber occurs when the absolute value of the second derivative of the $O - C$ diagram, or practically Eq. (56) (the period variation during a revolution) is maximum. We will illustrate this statement in the next Section for specific systems.

4. Case studies

4.1. CoRoT-9b

CoRoT-9b is a transiting giant planet which revolves around its host star approximately at the distance of Mercury (Deeg et al. 2010). Consequently, tidal forces (including the possible rotational oblateness) can safely be neglected in this system. Furthermore, due to the relatively large absolute separation of the planet from its star, we can expect a large amplitude signal from the perturbations of a hypothetical, distant (but not too distant) further companion. To illustrate this possibility, and, furthermore, to check our formulae, we both calculated and plotted the amplitudes with the measured parameters of this specific system, and carried out short-term numeric integrations for comparison. The physical, and some of the orbital elements of CoRoT-9b were taken from Deeg et al. (2010). These data are listed in Table 1. (Note, we added 180° to the ω_1 published in that paper, as the spectroscopic ω_1 refers to the orbit of the host star around the common centre of mass of the star-planet double system, and consequently, differ by 180° from the observational argument of periastron of the relative orbit of the transiting planet around its host star.) In the case of the numerical integrations, the inner planets were started from periastron, while the outer one from its apastron.

Fixing the observationally acquired data, $A_{M,S}$ depend only on two parameters, namely g_1 and i_m . In the left panel of Fig. 4 we plotted the i_m versus $A_{M,S}$ graphs for $g_1 = 69^\circ$ and $g_1 = 158^\circ$. We found that the amplitudes reach their extrema around these periastron arguments, i.e. for other g_1 values results occur within the areas limited by these lines. In the middle and right panels the effect of the two further free parameters, i.e. outer eccentricity (e_2), and dynamical (relative) argument of periastron (g_2) were also considered. The middle panels show $A_{1,2}$ for $e_2 = 0.3$, the right panels for $e_2 = 0.7$, for both $g_2 = 0^\circ$ (upper panels), and $g_2 = 90^\circ$ (bottom panels). (Note, that A_S , plotted in the left panel is identical to A_2 for $e_2 = 0$, in which case $A_{1,3} = 0$.)

These figures clearly show again that the amplitudes, and consequently, the actual full amplitude of the dynamical $O - C$ curve remains within one order of magnitude over a wide range

of orbital parameters. This once more verifies the very crude estimations given by Eqs. (51,52). As a consequence, for a given system we can estimate very easily the expected amplitude of the $O - C$ variations induced by a further companion. For a planet-mass third body, the

$$A_{\text{dyn}} \approx \frac{1}{2\pi} \frac{m_3}{P_2} \frac{P_1^2}{m_{\text{host-star}}} \quad (57)$$

gives a likely estimation at least in magnitude. For example, for CoRoT-9b

$$\begin{aligned} \mathcal{A} &= \frac{1}{2\pi} \frac{P_1^2}{m_{\text{host-star}}} \approx 1459 \text{d}^2 \text{M}_\odot^{-1} \\ &\approx 1.39 \text{d}^2 \text{M}_J^{-1}, \end{aligned} \quad (58)$$

i.e. a Jupiter-mass additional planet could produce 0.001 half-amplitude already from the distance of the Mars. (Of course, if e_1 and ω_1 are known, a more precise estimation can be provided easily using the formulae of the present paper.)

Nevertheless, while the net amplitudes usually vary in a narrow range, the dominances of the two main terms (with period P_2 and $\frac{1}{2}P_2$) can alternate and, although it is not shown, their relative phase can also vary so, the shape of the actual curves may show great diversity, as is illustrated e.g. in Figs. 3, 5. Furthermore, for specific values of the parameters, one or the other amplitudes might disappear. At CoRoT-9b particularly interesting is the $g_1 = 69^\circ$ $i_m \sim 45^\circ$ configuration since in this case both A_M and A_S disappear very close to each other. This means that for specific e_2 , g_2 values the dynamical $O - C$ almost disappears. This possibility warns us of the fact, that from the absence of TTV in a given system one cannot automatically exclude the presence of a further planet (which should be observed according to its parameters).

This can be seen clearly in Fig. 5, where we plotted the corresponding $O - C$ curves for coplanar, perpendicular, and the above mentioned interesting $i_m = 40^\circ$ and 46° configurations. In this latter figure we plotted $O - C$ curves obtained from both numerical integrations of the three-body motions, and analytical calculations with our sixth order formula. (Note, according to Fig. 2, for the small inner eccentricity of CoRoT-9b ($e_1 = 0.11$), the first order approximation would have given practically the same results.) Comparing the analytical and the numerical curves, the best similarity can be seen in the perpendicular case (last row). In the coplanar case some minor discrepancies can be observed both in the shape and amplitude, while the discrepancies are more expressed in the particular $i_m = 46^\circ$ case, where for large outer eccentricity (right panel in the third row) our solution fails. (Nevertheless, the total amplitude of the curve is comparable in this case, too.) Although a thorough analysis of the sources of the discrepancies is beyond the scope of this paper, we suppose that in these situations the discrepancies come from the higher order perturbative terms. As was shown e.g. by Söderhjelm (1982); Ford et al. (2000) the higher order contributions are the most significant for $e_1 \sim 0$, $i_m = (0, 1) \times 180^\circ$. Although the above authors considered only the secular, or apse-node term perturbations, the same might be the case for the long-period ones. This might explain the better correspondance in the perpendicular configuration than in the coplanar one. We suppose some similar reason in the $i_m = 46^\circ$ case. As in this situation the first order contributions almost disappear, whereas the small higher order terms can also be more significant. Furthermore, numeric integrations in this latter case show a disappearance of the identity between the g_1 , $g_1 + 180^\circ$ initial conditions, which also suggests a significance of the higher order terms as in this case we

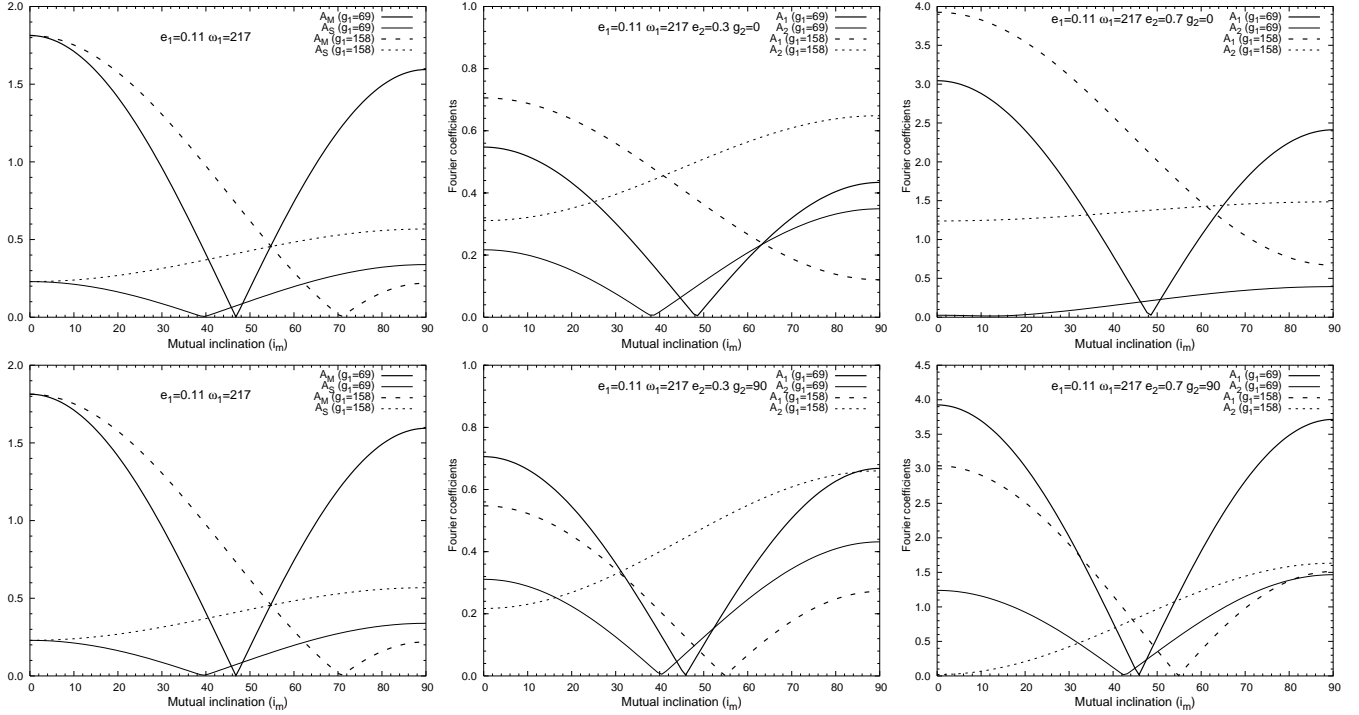


Fig. 4. *Left panels:* The mutual inclination (i_m) dependence of A_M , A_S amplitudes of M , S functions of the long-period dynamical component of $O - C$ for CoRoT-9b, for $g_1 = 69^\circ$ and $g_1 = 158^\circ$. For other g_1 values the corresponding curves run within the area limited by these lines. (The two left panels are identical.) *Middle and right panels:* The corresponding $A_{1,2}$ amplitudes of the trigonometric representation (Eq. 32) of the $O - C$ for two different outer eccentricities $e_2 = 0.3$ (middle) and $e_2 = 0.7$ (right); and outer dynamical (relative) argument of pericentron arguments $g_2 = 0^\circ$ (up) and $g_2 = 90^\circ$ (down). For the sake of clarity, we did not plot the small A_3 coefficients. (Note, for $e_2 = 0.0$ the A_S amplitudes of the two identical left panels are equal to A_2 , while $A_1 = A_3 = 0$.)

can expect the appearance of trigonometric functions with g_1 and $3g_1$ in their arguments.

As expected, the highly eccentric-distant-companion scenario produces the largest amplitude TTV, at least when a complete revolution is considered. Nevertheless, on a shorter time-scale, the length of the observing window necessary for the detection depends highly on the phase of the curve. To illustrate this, in Fig. 6 we plotted the first, and second 8 years of the three primary transit $O - C$ curves for both the coplanar, and the perpendicular cases, shown in the first and last rows of Fig. 5. The transiting periods for each curve were calculated in the usual, observational manner, i.e. the time interval between the first (some) transits were used. According to Fig. 6, in the present situation, in the first 8 years (i.e. which begins at the apastron of the outer planet) it would be unlikely to detect the perturbations in the largest (total) amplitude $e_2 = 0.7$ cases, as well as in the coplanar $e_2 = 0.3$ case. The most certain detection would be possible in the two smallest amplitude circular $e_2 = 0$ configurations. Nevertheless, if the observations starts at those phases plotted on the right panels (8-16 years), the pictures completely differ. In this latter interval, the circular cases produce the smallest curvature $O - C$ -s, and the discrepancy from the linear trend reaches 0.001 days (which can be considered as a limit for certain detection) occurring towards the end of the interval. On the other hand, in the case of the highly eccentric configurations, the 'moment of truth' comes after some years. Nevertheless, we have to stress, that although we plotted the $O - C$ curves with continuous lines, in reality they would contain only 3-4 points during the phase of the seemingly abrupt jump, is a further complicating factor with regards to 'certain' detection.

While CoRoT-9b served as an illustration for the Transit Timing Variations in the low inner eccentricity case, our next

Table 1. The initial parameters of the transiting planetary subsystems. (The masses are given in solar mass, periods in days, and angular elements in degrees.) The parameters are taken from Deeg et al. (2010) for CoRoT-9b, and from Pont et al. (2009) for HD 80606b. (Note that the argument of periastron (ω_1) for the relative orbit of the planet around its host star differ by 180° from the value deduced from radial velocity data.)

System	m_1	m_2	P_1	e_1	ω_1	i_1
CoRoT - 9b	0.99	0.0008	95.2738	0.11	217	89.99
HD 80606b	0.97	0.0038	111.4357	0.93	121	89.32

sample exoplanet HD 80606b represents the extremely eccentric case.

4.2. HD 80606b

The high-mass gas giant exoplanet HD 80606b features an almost 4-month long period and an extremely eccentric orbit around its solar-type host-star. It was discovered spectroscopically by Naef et al. (2001). Recently both secondary occultation (with the Spitzer space telescope, Laughlin et al. 2009), and primary transit (Moutou et al. 2009; Fossey et al. 2009) have been detected. A thorough analysis of the collected data around the February 2009 primary transit led to the conclusion that there is a significant spin-orbit misalignment in the system, i.e. the orbital plane of HD 80606b fails to coincide with the equatorial plane of its host star (Pont et al. 2009). These facts suggest that this planet might be seen at an instant close to the maxi-

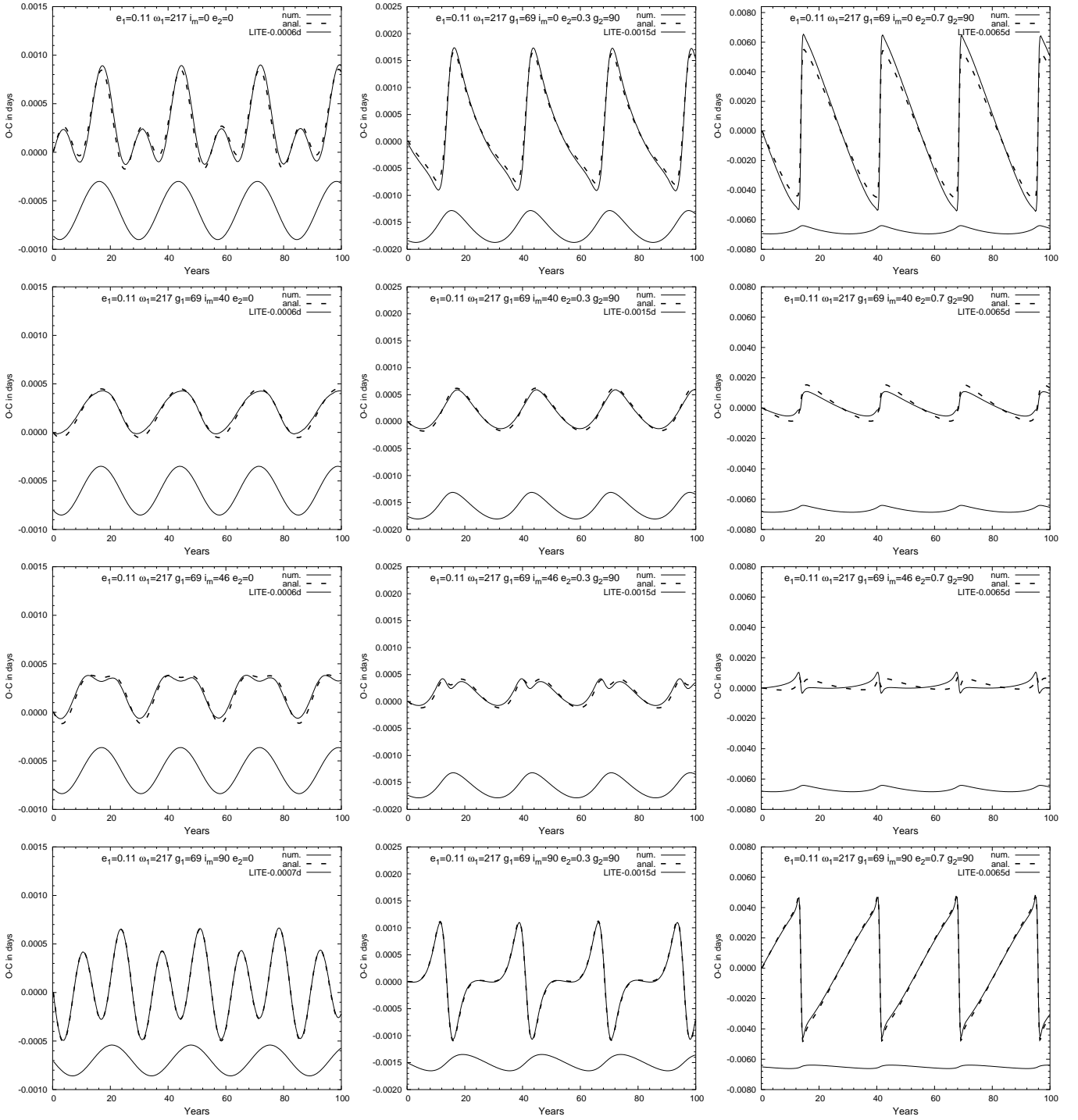


Fig. 5. Sample of transit timing variations caused by a hypothetical $P_2 = 10\,000$ day-period $m_3 = 0.05M_\odot (\approx 5M_J)$ mass third companion for CoRoT-9b at four different initial mutual inclinations ($i_m = 0^\circ, 40^\circ, 46^\circ, 90^\circ$, from up to down), and three different initial outer eccentricities ($e_2 = 0, 0.3, 0.7$, from left to right). The dynamical (relative) arguments of periastrons are set to $g_1 = 69^\circ, g_2 = 90^\circ$. The curves show the sum of the geometrical LITE, and the dynamical terms obtained both from numeric integrations, and analytic calculations up to sixth order in e_1 . The pure LITE contributions are also plotted separately. Note that the vertical scale of the individual columns (i.e. different e_2 -s) are different.

num eccentricity phase of a Kozai cycle induced by a distant, inclined third companion (cf. Wu & Murray 2003; Fabrycky & Tremaine 2007). Note that although HD 80606 itself forms a binary with HD 80607, due to the large separation, one may expect a further, not so distant companion for an effective Kozai mechanism. Such a very distant companion may nevertheless play an indirect role in the initial triggering of the Kozai mechanism, by

the effect described in Takeda et al. (2009). The most important parameters of the system are summarized in Table 1.

Due to its very high eccentricity, the periastron distance of this planet is $q_1 = a_1(1 - e_1) \approx 0.03\text{AU}$ at which distance the tidal forces and especially tidal dissipation should be effective. (As a comparison we note, that this separation corresponds to the semi-major axis of an approx. 2 day period orbit.) Furthermore, we can expect also a significant relativistic contribution to the

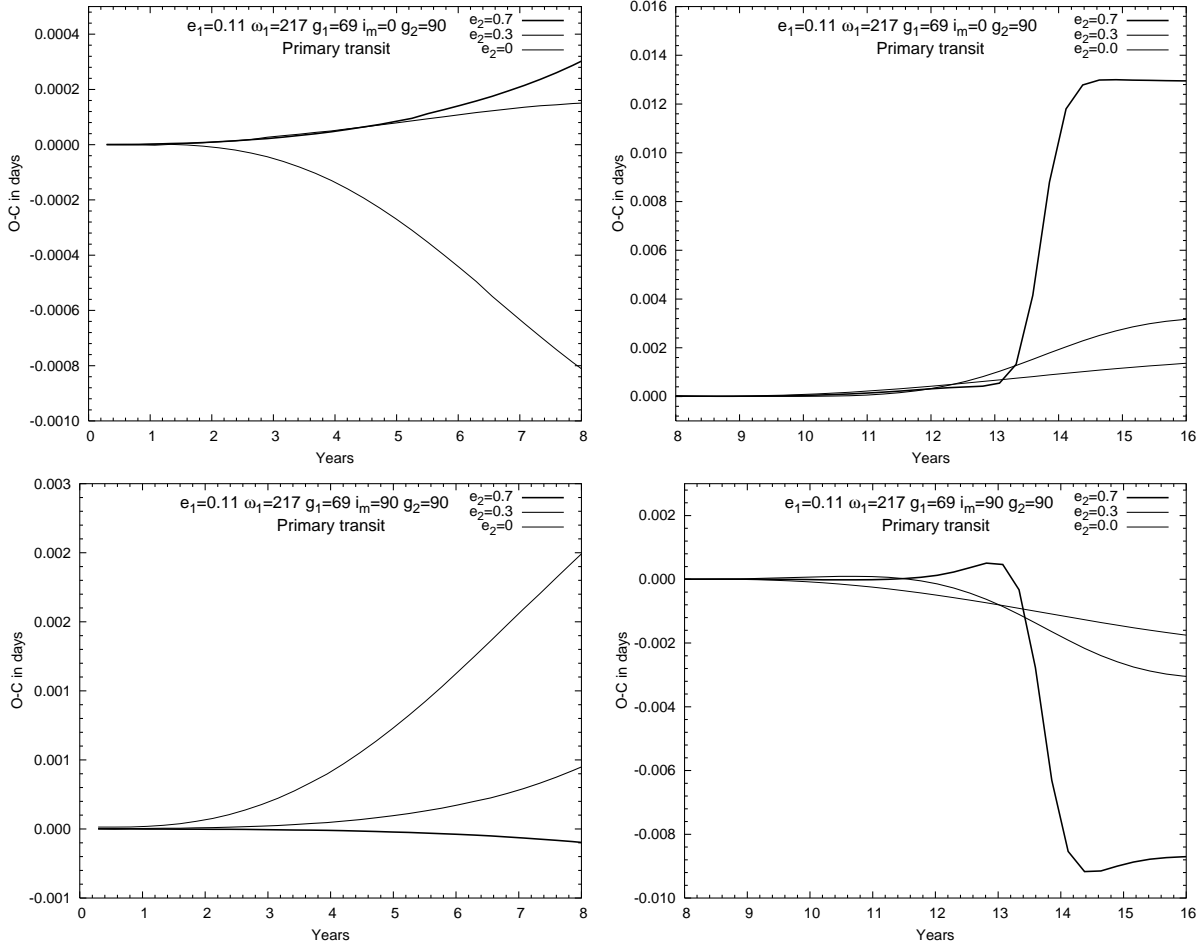


Fig. 6. The first and the second 8 years of $O - C$ -s plotted in the first and the last rows of Fig. 5. The periods of the individual curves were set equal to the respective initial transiting periods.

apsidal motion. Although such circumstances do not invalidate the following conclusions (as the time-scale of these effects are significantly longer than the ones investigated) we nevertheless provide a quantitative estimation of their effects. Furthermore, the effect of dissipation will also be considered numerically, at the end of this section.

As is well known, the apsidal advance speed, averaged for one orbital revolution, can be written in the following form:

$$\dot{g}_1 = A + B \cos 2g_1, \quad (59)$$

where the non-zero contributions of the third-body, tidal and relativistic terms are as follows:

$$A_{3rd} = A_L \frac{P_1}{P_2} (1 - e_1^2)^{-1/2} \left[I^2 - \frac{1}{5} (1 - e_1^2) + \frac{2}{5} \left(1 + \frac{3}{2} e_1^2 \right) \frac{C_1}{C_2} I \right], \quad (60)$$

$$B_{3rd} = A_L \frac{P_1}{P_2} (1 - e_1^2)^{-1/2} \left[(1 - e_1^2) - I^2 - e_1^2 \frac{C_1}{C_2} I \right], \quad (61)$$

$$A_{tidal} = \frac{5\mathcal{T}}{2a_1^5} \frac{1 + \frac{3}{2}e_1^2 + \frac{1}{8}e_1^4}{(1 - e_1^2)^5} + \frac{\mathcal{R}}{a_1^2 (1 - e_1^2)^2}, \quad (62)$$

$$A_{rel} = 6\pi \frac{Gm_1}{c^2 a_1 (1 - e_1^2)}, \quad (63)$$

where

$$C_1 = \frac{m_1 m_2}{m_{12}} \sqrt{Gm_{12} a_1 (1 - e_1^2)},$$

$$= L_1 \sqrt{1 - e_1^2}, \quad (64)$$

$$C_2 = \frac{m_{12} m_3}{m_{123}} \sqrt{Gm_{123} a_2 (1 - e_2^2)},$$

$$= L_2 \sqrt{1 - e_2^2}, \quad (65)$$

moreover,

$$\mathcal{T} = 6 \left(\frac{m_2}{m_1} k_2^{(1)} R_1^5 + \frac{m_1}{m_2} k_2^{(2)} R_2^5 \right),$$

$$= 6 \frac{m_2}{m_1} R_1^5 \left[k_2^{(1)} + k_2^{(2)} \left(\frac{\bar{\rho}_1}{\bar{\rho}_2} \right)^2 \frac{R_1}{R_2} \right], \quad (66)$$

$$\mathcal{R} = \frac{k_2^{(1)} R_1^5 \omega_{z_1}^2}{Gm_1} + \frac{k_2^{(2)} R_2^5 \omega_{z_2}^2}{Gm_2}$$

$$= \frac{3k_2^{(1)}}{4\pi G \bar{\rho}_1} v_{e_1}^2 + \frac{3k_2^{(2)}}{4\pi G \bar{\rho}_2} v_{e_2}^2. \quad (67)$$

In these equations m_1 , R_1 , $\bar{\rho}_1$, $k_2^{(1)}$, ω_{z_1} , v_{e_1} refer to the mass, radius, average density, first apsidal motion constant, uni-axial rotational angular velocity, and equatorial rotational velocity of the host star respectively, while subscript 2 denotes the same quantities for the inner planet. Note also that the rotational term is valid only for non-aligned rotation, and consequently, it provides only a crude estimation for HD 80606b. Nevertheless, for the present purpose it seems satisfactory. First consider the third-body term.

Substituting $\cos 2g = -1$, $I^2 = 3/5$,

$$\dot{g}_{3rd} = \frac{3\pi}{2} \frac{m_3}{m_{123}} \left(\frac{P_1}{P_2} \right)^2 (1 - e_2^2)^{-3/2} (1 - e_1^2)^{-1/2} \times \left[3e_1^2 \pm \sqrt{\frac{3}{5}} (1 + 4e_1^2) \frac{L_1}{L_2} \sqrt{\frac{1 - e_2^2}{1 - e_1^2}} \right], \quad (68)$$

from which the last term usually omissible in hierarchical systems, since $C_1 \ll C_2$, which is more expressively true for high e_1 . For example, in the present situation

$$\frac{C_1}{C_2} \approx 0.06 (1 - e_2^2)^{-1/2}. \quad (69)$$

So, for HD 80606b we obtain that:

$$\Delta g_{3rd} \approx 0.43 \times (1 - e_2^2)^{-3/2} \text{ century}^{-1}. \quad (70)$$

(This result is in excellent concordance with Fig. 10.)

There are several uncertainties in the calculation of the tidal contribution. While the k_2 constant is relatively well-known for ordinary stars, it has a great ambiguity for exoplanets. Furthermore, we do know nothing about the rotational velocity of HD 80606b. So, according to the tables of Claret & Giménez (1992) we set $k_2^{(1)} = 0.02$ for the host star, and assumed $k_2^{(2)} = 0.2$ for its planet, which is the same order of magnitude as for Jupiter and of WASP-12b (Campo et al. 2010). The stellar rotation was set to $V_{\text{rot}} = 1.8 \text{ km s}^{-1}$ (i.e. $P_{\text{rot}} = 27.5$; $\omega_{z_1} = 0.228 \text{ day}^{-1}$) (Fischer & Valenti 2005), while for the planet we supposed (arbitrarily) a one-day rotation period, i.e. $\omega_{z_1} = 6.283 \text{ day}^{-1}$. By the use of these values, the classical tidal contribution to the apsidal motion becomes

$$\Delta g_{\text{tidal}} \approx 0.007 \text{ century}^{-1}, \quad (71)$$

which can be neglected.

Finally, the relativistic contribution is estimated to be:

$$\Delta g_{\text{rel}} \approx 0.06 \text{ century}^{-1}, \quad (72)$$

i.e. it is smaller by one magnitude than the third-body term, and consequently, does also not play any important role.

Returning to the P_2 time-scale variations of the TTV-s, we carried out our calculations and integration runs with the supposition that a second, similar mass giant planet is the source of this comet-like orbit, which is seen in the instant of the maximum eccentricity phase of the Kozai-cycle. Consequently, we set $g_1 = 90^\circ$, and $i_m = 39.23^\circ$. With these values from the sixth order formula we get $A_M = -0.38$, $A_S = 1.69$ for primary transits, and $A_M = -1.06$, $A_S = 1.72$ for secondary occultations. Consequently, for primary transits the $O - C$ is evidently dominated by the S -term. (The negative A_M indicates a simple 180° phase-shift.) In Fig. 7 the $A_{1,2,3}$ amplitudes are plotted as a function of the outer eccentricity (e_2). Due to the more than four and a half-times larger primary transit S amplitude, the g_2 dependence of the amplitudes here are weak, and therefore we show only $A_{1,2,3}$ -s for $g_2 = 0^\circ$. In Fig. 8 we present both the numerically generated short-term $O - C$ curves, as well as the analytically calculated cases up to the sixth order in eccentricity (see Appendix) for three different eccentricities ($e_2 = 0, 0.3, 0.7$) of the outer perturber's orbit. We plotted the $O - C$ -s for both primary transits and secondary occultations. Also shown are the corresponding primary minus secondary curves.

As one can see, the sixth order formulae gave satisfactory results even for such high eccentricities, although the analytical




Fig. 10. Dynamical evolution of the orbital elements of HD 80606b in the presence of a hypothetical $P_2 = 10\,000$ day-period $m_3 = 0.05 M_\odot$ ($\approx 5 M_J$) mass third companion. The initial orbital elements correspond to the last row of Fig. 8. *Thick curves*: tidal effects and dissipation are considered; *thin curves*: three point-mass model. (Relativistic contributions are omitted.) Note, the semi-major axis (a_1) is given in R_\odot .

amplitudes are somewhat overestimated. Nevertheless, a more detailed analysis shows that the accuracy of our formulae for such high inner eccentricities strongly depends on the other orbital parameters. This is illustrated even in the present situation, where, for the secondary-occultation curves, (which correspond to $\omega_1 = 301^\circ$), the discrepancies are clearly larger. From this point of view, the $e_2 = 0$ case (first row) is the more interesting, as in this situation, due to the non-zero, very similar $A_S = A_2$ amplitudes, we would expect almost identical $O - C$ curves (since the dashed analytical ones are very similar), but this, in fact, is not the case.

Considering the case of fastest possible detection of the amplitudes, in Fig. 9 we plotted also the first and second 8 years of the three primary transit $O - C$ curves, shown in Fig. 8. The transiting periods for each curves were calculated on the usual, observational manner, i.e. the time interval between the first (some) transits were used. According to Fig. 9, in the first 8 year, i.e. after the apastron of the outer body, the fastest detection would be possible in the smallest (total) amplitude circular third body-case, while the curvature of the highly eccentric curve is so small, that it needs almost 7 years to exceed the 0.001 difference which could promise certain detection. (Of course, this is a non-realistic ideal case, when all the transits are measured, without any observational error.) Around periastron (right panel), the situation is completely different, similarly to the case of CoRoT-9b.

We also carried out numerical integrations to investigate the possible orbital evolution of HD 80606b in the presence of such a perturber. We have shown that both relativistic and tidal effects are omissible in the present configuration of the system. However, this assumption is only correct in those cases where tidally forced dissipation is not considered. Consequently, we integrated the dynamical evolution of the system including both tidal effects (both dissipative and conservative tidal terms), and without them (i.e. in the frame of pure three, point-mass gravitational interactions). The equations of the motion (including tidal and dissipative terms, and stellar rotation) are given in

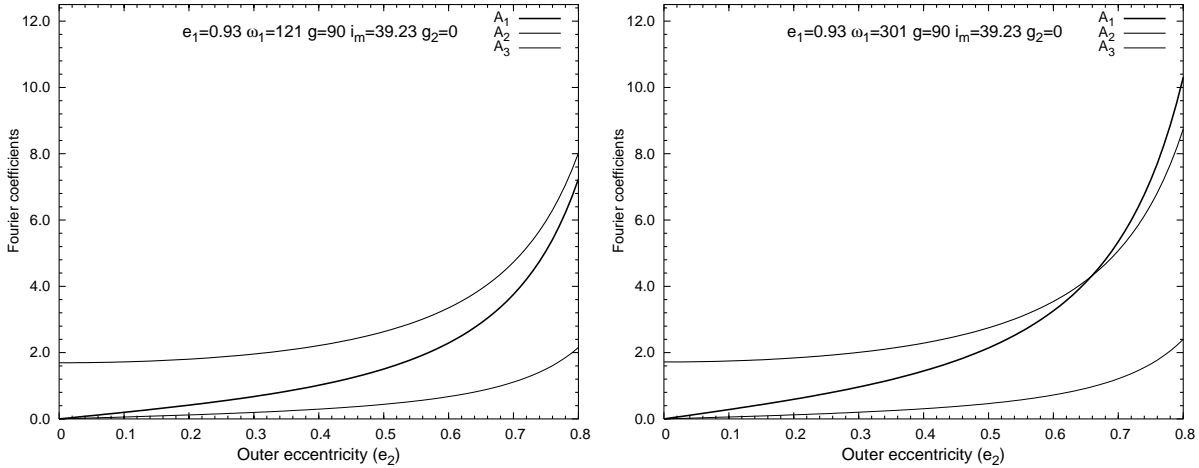


Fig. 7. The $A_{1,2,3}$ amplitudes for HD 80606b for primary transits (left), and secondary occultations (right), supposing that the planet is seen at the instant of the maximum phase of a Kozai-cycle.

Borkovits et al. (2004), where the description of our integrator can also be found. In the dissipative case our dissipation constant was selected in such a way that it produced $\Delta t_1 \approx 2.16 \times 10^{-7}$ tidal lag-time for the host-star, and $\Delta t_1 \approx 5.21 \times 10^{-4}$ for the planet, which are equivalent to $Q_1 \approx 4.1 \times 10^7$, $Q_2 \approx 1.7 \times 10^4$ dissipation parameters, respectively. Fig. 10 shows the variation of most of the orbital elements (both dynamical and observational) for 100 and 1 million years in the dynamically most-excited $e_2 = 0.7$ case. Thick lines represent the dissipative case, while thin curves show the point-mass result. The century-long left panel demonstrates, that apart from the shrinking semi-major axis, there is no detectable variation in the orbital elements during such a short time-interval. And, of course, if this is true for the extremum of the Kozai cycle, it is more expressly valid for other situations, as this phase produces the fastest orbital element variations. Furthermore, on such a short time-scale the orbital variations in a point-mass or non-Keplerian, tidal framework are indistinguishable. (Again, we do not take into account the semi-major axis.) This provides further verification of the effects previously-discussed, namely that we neglected the tidal and relativistic effects completely, and considered all the orbital elements as constant.

Now, we consider orbital shrinking due to dissipation. As one can see, in the present situation the decrease in a_1 during the first 100 years is $\Delta a_1 \approx 6 \times 10^{-4} R_\odot$. Converting this into a period variation suggests $\Delta P_1 \approx 10^{-3}$ d. This gives for one transiting period a $\dot{P}_1 \approx 3 \times 10^{-6}$ day cycle $^{-1}$ rate. From the point of view of an eclipsing binary observer, this is an incredibly large value. For comparison, a typical secular period variation rate measured for many of the eclipsing binaries is about $10^{-9} - 10^{-11}$ day cycle $^{-1}$. Such a high rate would produce 0.001 departure in transit time during ~ 26 cycles, i.e. during approximately 8 years. Note, this period variation ratio is close to that ratio produced by typical long-term perturbations within a few years. This illustrates that if the data-length is significantly shorter than the period of the long-term periodic perturbations, then the effect arose from such perturbations, and other effects, coming from i.e. orbital shrinking can overlap each-other, and as a result they can be misinterpreted easily. (The question of such kinds of misinterpretations or false identifications were considered in general in Sect. 2 of Borkovits et al. 2005).

Finally, we consider the right panel of Fig. 10, which illustrates the frequently mentioned Kozai-mechanism (with and

without tidal friction) in operation. Note, that in the present situation due to the high outer eccentricity, and as well as the relatively weak hierarchicity of the system (i.e. $a_1/a_2 \approx 0.05$) the higher order terms of the perturbation function are also significant, which results in very different consecutive cycles even in the point-mass case, too. This manifests not only as different periods and maximum eccentricities, but e.g. in the fact that the argument of (dynamical) periastron (g_1) shows both circulation, and libration, alternately (cf. Ford et al. 2000). Nevertheless, the detailed investigation of the apse-node timescale behaviour of the TTV, as well as other orbital elements and observables will be the subject of a succeeding paper.

5. Conclusions

We have studied the long-term P_2 time-scale transit timing variations in transiting exoplanetary systems which feature a further, more distant ($a_2 \gg a_1$) either planetary, or stellar companion. We gave the analytical form of the $O - C$ diagram which describes such TTV-s. Our result is an extension of our previous work, namely Borkovits et al. (2003) for arbitrary orbital elements of both the inner transiting planet and the outer companion. We showed that the dependence of the $O - C$ on the orbital and physical parameters can be separated into three parts. Two of these are independent of the real physical parameters (i.e. masses, separations, periods) of a concrete system, and depend only on dimensionless orbital elements, and so, can be analysed in general. For the two other kinds of parameters, which are amplitudes and phases of trigonometric functions, we separated the orbital elements of the inner from the outer planet. The practical importance of such a separation is that in the case of any actual transiting exoplanets, if eccentricity (e_1) and the observable argument of periastron (ω_1) are known e.g. from spectroscopy, then the main characteristics of any, caused by a possible third-body, transit timing variations can be mapped simply by the variation of two free parameters (dynamical, relative argument of periastron, g_1 , and mutual inclination, i_m), which then can be refined by the use of the other, derived parameters, including two additional parameters for the possible third body (eccentricity, e_2 , and dynamical, relative argument of periastron, g_2). Moreover, as the physical attributes of a given system occur only as scaling parameters, the real amplitude of the $O - C$ can also be

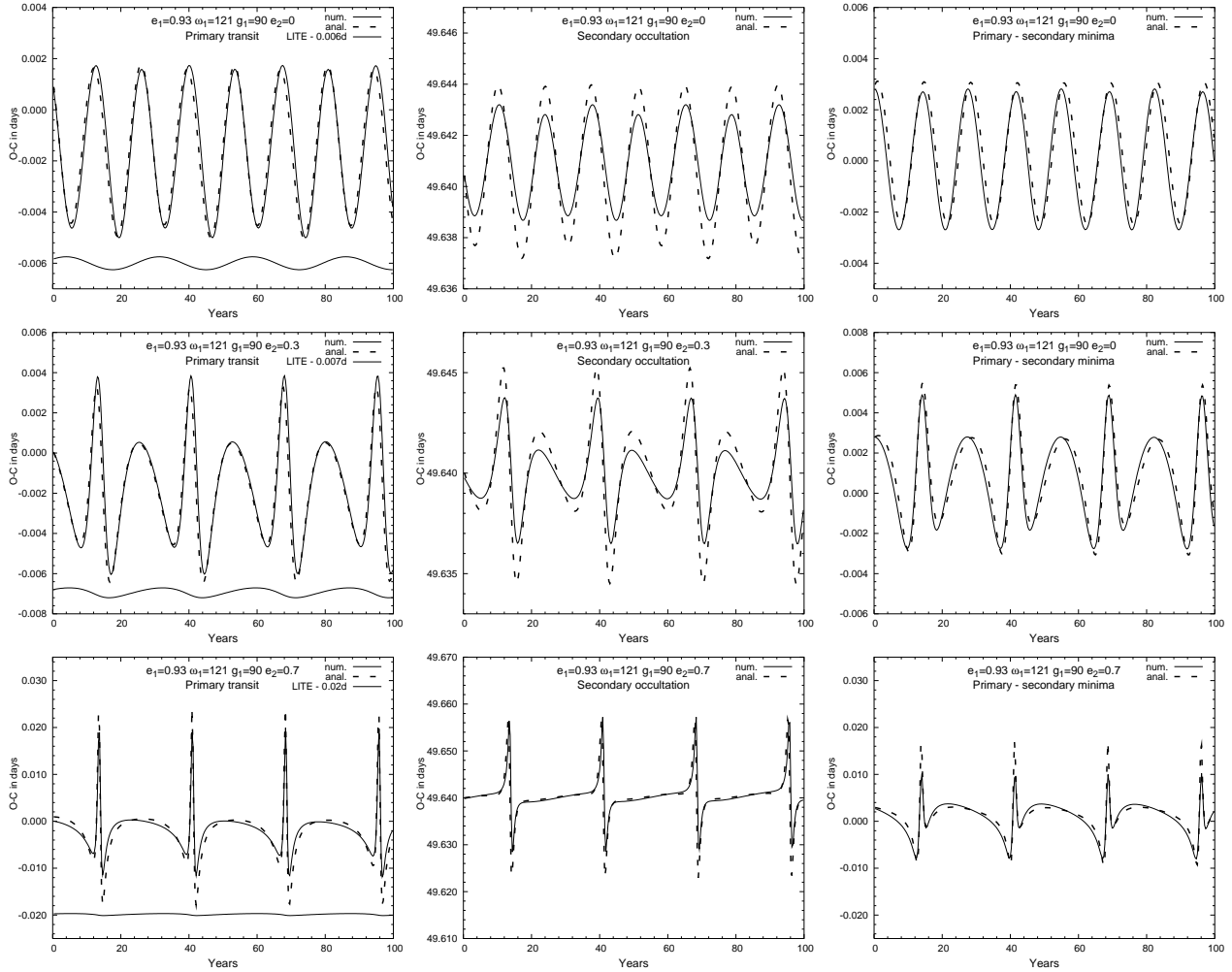


Fig. 8. Transit timing variations caused by a hypothetical $P_2 = 10\,000$ day-period $m_3 = 0.05M_\odot (\approx 5M_J)$ mass third companion for HD 80606b at the maximum eccentricity phase of the induced Kozai-cycles. Top: $e_2 = 0$; middle: $e_2 = 0.3$; bottom: $e_2 = 0.7$ ($g_2 = 0^\circ$ in all cases); *left panels*: primary transits; *middle panels*: secondary occultations; *right panels*: primary minus secondary difference. See text for further details. (For better comparison the curves are corrected for the different average transit periods, and zero point shifts.)

estimated for a given system, simply as a function of the m_3/P_2 ratio.

We analysed the above-mentioned dimensionless amplitudes for different arbitrary initial parameters, as well as for two concrete systems CoRoT-9b and HD 80606b. We found in general, that while the shape of the $O - C$ strongly varies with the angular orbital elements, the net amplitude (departing from some specific configurations) depends only weakly on these elements, but strongly on the eccentricities. Nevertheless, we found some situations around $i_m = 45^\circ$ for the specific case of CoRoT-9b, where the $O - C$ almost disappeared.

We used CoRoT-9b and HD 80606b for case studies. Both giant planets revolve on several month-period orbits. The former has an almost circular orbit, while the latter has a comet-like, extremely eccentric orbit. These large period systems are ideal for searching for further perturbing components, as the amplitude of the $O - C$ is multiplied by P_1^2/P_2 and consequently, as the magnitude of the perturbations determined by P_1/P_2 , the same amplitude perturbations cause a better detectable effect, if the characteristic size of the system (i.e. P_1) is larger.

We considered also the question of detection, as well as the correct identification of such perturbations. We emphasize again, that the $O - C$ curve is a very effective tool for detection of

any period variations, due to its cumulative nature. Nevertheless, some care is necessary. First, it has to be kept in mind, that the detectability of a period variation depends on the curvature of the $O - C$ curve. (If the plotted $O - C$ is simply a straight line, with any slope, it means that the period is constant, which is known with an error equal to that slope.) This implies that the interval which is necessary to detect the period variation coming from a periodic phenomenon depends more strongly on which phase is observed than on the amplitude of the total variation. (We illustrated this possibility for both system sampled.) We illustrated also, that in the case of a very eccentric third companion the fastest rate period variation lasts a very short interval, which consists of only a few transit events. This emphasizes the importance of observing all possible transits (and, of course occultation) events, with great accuracy. A further question is the possible misinterpretation of the $O - C$ diagram. For example, as was shown, in the HD 80606b system we can expect a secular period change due to tidal dissipation, which has the same order of magnitude than might have been measured due to the periodic perturbations of some hypothetical third body as our sample. These two types of perturbations could be separated in two different ways. One way is simply a question of time. In the case of a sufficiently long observing window, a periodic pertu-

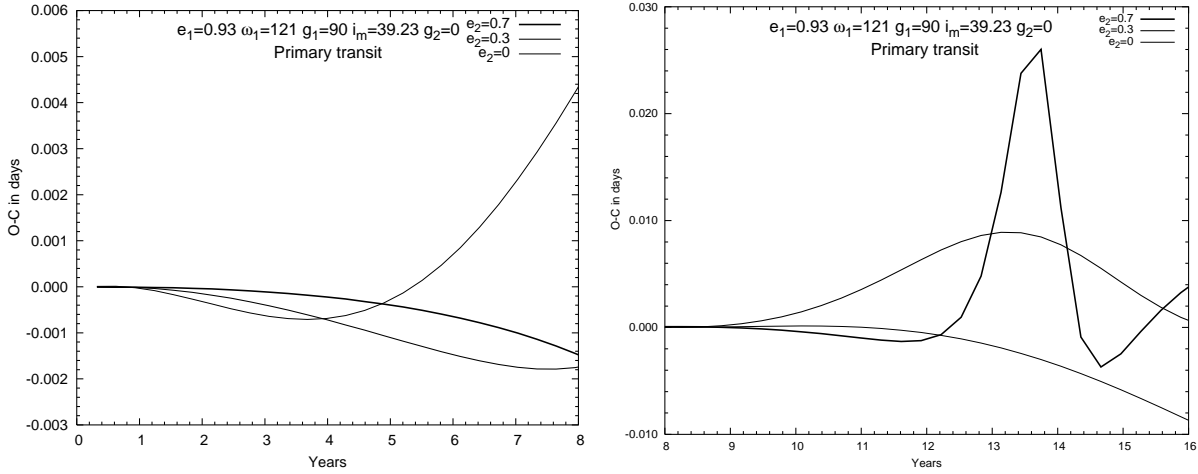


Fig. 9. The first and second 8 years of the left panels of Fig. 8. The periods of the individual curves was set equal to the each initial transiting periods.

bation would separate from a secular one, which would produce a parabola-like $O - C$ continuously. But, there is also a faster possibility. In the case that not only primary transits, but also secondary occultations are observed with similar frequency and accuracy, then, on subtracting the two (primary and secondary) $O - C$ curves from each other, the secular change, i.e. the effect of dissipation would disappear, since it is similar for primary transits and secondary occultations. This fact also makes desirable the collection of as many as possible occultation observations too.

Acknowledgements. This research has made use of NASA's Astrophysics Data System Bibliographic Services. We thank Dr. John Lee Greenfell for the linguistic corrections.

References

- Agol, E., Steffen, J., Sari, R., & Clarkson, W. 2005, MNRAS, 359, 567
- Borkovits, T., Érdi, B., Forgács-Dajka, E., & Kovács, T. 2003, A&A, 398, 1091
- Borkovits, T., Forgács-Dajka, E., & Regály, Zs. 2004, A&A, 426, 951
- Borkovits, T., Elkhateeb, M. M., Csizmadia, Sz. et al. 2005, A&A, 441, 1087
- Borkovits, T., Forgács-Dajka, E., & Regály, Zs. 2007, A&A, 473, 191
- Brown, E. W. 1936, MNRAS, 97, 62
- Campo, C. J., Harrington, J., Hardy, R. A. et al. 2010, ApJ, submitted, (arXiv:1003.2763)
- Claret, A., & Giménez, A. 1991, A&AS, 96, 255
- Cabrera, J. 2010, EAS Publ. Ser., 42, 109
- Chandler, S. C. 1892, AJ, 11, 113
- Cowling, T. G. 1938, MNRAS, 98, 734
- Deeg, H. J., Ocan, B., Kozhevnikov, V. P., Charbonneau, D., O'Donovan, F. T., & Doyle, L. R. 2008, A&A, 480, 563
- Deeg, H. J., Moutou, C., Erikson, A., Csizmadia, Sz., Tingley, B. et al. 2010, Nature, 464, 384
- Fabrycky, D. 2010, arXiv:1006.3834
- Fabrycky, D., & Tremaine, S. 2007, ApJ, 669, 1298
- Fischer, D. A., & Valenti, J. 2005, ApJ, 622, 1102
- Ford, E. B., Kozinsky, B., & Rasio, F. A. 2000, ApJ, 535, 385
- Fossey, S. J., Waldman, I. P., & Kipping, D. M. 2009, MNRAS, 396, L16
- Giménez, A., & García-Pelayo, J. M. 1983, Ap&SS, 92, 203
- Harrington, R. S. 1968, AJ, 73, 190
- Harrington, R. S. 1969, Cel. Mech., 1, 200
- Hertzprung, E. 1922, B.A.N., 1, 87
- Holman, M. J. 2010, EAS Publ. Ser. 42, 39
- Holman, M. J., & Murray, N. W. 2005, Science, 307, 1288
- Irwin, J. B. 1952, ApJ, 116, 211
- Jordán, A., & Bakos, G. Á. 2008 ApJ, 685, 543
- Kiseleva, L. G., Eggleton, P. P., & Mikkola, S. 1998, MNRAS, 300, 292
- Kipping, D. M. 2009a, MNRAS, 392, 181
- Kipping, D. M. 2009b, MNRAS, 396, 1797
- Kozai, Y. 1962, AJ, 67, 591
- Laughlin, G., Deming, D., Langton, J., et al. 2009, Nature, 457, 562
- Lee, J. W., Kim, S.-L., Kim, C.-H., Koch, R. H., Lee, C.-U., Kim, H.-I., & Park, J.-H. 2009, AJ, 137, 3181
- Mazeh, T., & Saham, J. 1979, A&A, 77, 145
- Miranda-Escudé, J. 2002, ApJ, 564, 1019
- Moutou, C., Hébrard, G., Bouchy, F., et al. 2009, A&A, 498, L5
- Naef, D., Latham, D. W., Mayor, M., et al. 2001, A&A, 375, L27
- Pál, A. 2010, MNRAS, submitted (2010arXiv1005.5095P)
- Pont, F., Hébrard, G., Irwin, J. M., et al. 2009, A&A, 502, 695
- Qian, S.-B., Liao, W.-P., Zhu, L.-Y., Dai, Z.-B., Liu, L., He, J.-J., Zhao, E.-G., & Li, L.-J. 2009, MNRAS, 401, L34
- Sándor, Zs., Süli, Á., Érdi, B., Pilat-Lohinger, E., & Dvorak, R. 2007, MNRAS, 375, 1495
- Schwarz, R., Süli, Á., Dvorak, R., & Pilat-Lohinger, E. 2009, CeMDA, 104, 69
- Simon, A., Szatmáry, K., & Szabó, Gy. M. 2007, A&A, 470, 727
- Silvotti, R., Schuh, S., Janulis, R. et al. 2007, Nature, 449, 189
- Söderhjelm, S. 1975, A&A, 42, 229
- Söderhjelm, S. 1982, A&A, 107, 54
- Söderhjelm, S. 1984, A&A, 141, 232
- Sterne, T. E. 1939, MNRAS, 99, 451
- Takeda, G., Kita, R., & Rasio, F. A. 2009, IAU Symp. 253, 181
- Tokovinin, A. 1997, A&AS, 124, 75
<http://www.ctio.noao.edu/atokovinin/stars/index.php> (continuously re-freshed)
- Tokovinin, A. A. 2008, MNRAS, 389, 925
- Tokovinin, A. A., Thomas, S., Sterzik, M., & Udry, S. 2006, A&A, 450, 681
- Woltjer, J. Jr. 1922, B.A.N., 1, 93
- Wu, Y., & Murray, N. 2003, ApJ, 589, 605

Appendix A: Relation between the observable, and the dynamical orbital elements.

The start of the paper remarked that some of the relations between the elements given in this section are valid strictly in the presented form only for the situation shown in Fig. 1. According to the actual orientations of the orbital planes, the spherical triangle (with sides u_{m1} , u_{m2} , $\Omega_1 - \Omega_2$) could be oriented in different ways, and so, some precise discussion are necessary, which is omitted in the present appendix.

The relation between the pericentrum arguments are as follows:

$$\omega_1 = g_1 + u_{m1}, \quad (\text{A.1})$$

$$\omega_2 = g_2 + u_{m2} + 180^\circ. \quad (\text{A.2})$$

Consequently, the true longitudes measured from the sky (u) and from the intersection of the two orbital planes (w) are:

$$u_1 = v_1 + \omega_1, \quad (\text{A.3})$$

$$u_2 = v_2 + \omega_2, \quad (\text{A.4})$$

$$w_1 = v_1 + g_1, \quad (\text{A.5})$$

$$= u_1 - u_{m1}, \quad (\text{A.6})$$

$$w_2 = v_2 + g_2 + 180^\circ, \quad (\text{A.7})$$

$$= u_2 - u_{m2}. \quad (\text{A.8})$$

There are two relations between the mutual inclination (i_m) and the two dynamical inclinations ($j_{1,2}$). One of these is trivial, while the second comes from the relation of the inclinations to the orbital angular momenta. The trivial case is

$$i_m = j_1 + j_2, \quad (\text{A.9})$$

while the non-trivial case comes from the fact, that

$$\cos j_1 = \frac{\mathbf{C}\mathbf{C}_1}{CC_1}, \quad (\text{A.10})$$

$$\sin j_1 = \frac{|\mathbf{C} \times \mathbf{C}_1|}{CC_1}, \quad (\text{A.11})$$

i.e.

$$\cos j_1 = \frac{C_1}{C} + \frac{C_2}{C}I, \quad (\text{A.12})$$

$$\sin j_1 = \frac{C_2}{C} \sin i_m, \quad (\text{A.13})$$

where $\mathbf{C}_{1,2}$ represents the orbital angular momentum vector of the two orbits, \mathbf{C} the net orbital angular momentum vector, and

$$C_1 = \frac{m_1 m_2}{m_{12}} \sqrt{G m_{12} a_1 (1 - e_1^2)}, \quad (\text{A.14})$$

$$C_2 = \frac{m_{12} m_3}{m_{123}} \sqrt{G m_{123} a_2 (1 - e_2^2)}, \quad (\text{A.15})$$

$$C = C_1 \cos j_1 + C_2 \cos j_2. \quad (\text{A.16})$$

(The rotational angular momenta were neglected.) At this point we remark that for hierarchical systems it is a very reasonable to assume

$$C_1 \cos j_1 = \text{constant}, \quad (\text{A.17})$$

(since the first order, doubly averaged Hamiltonian of such systems does not contain its conjugated variable, h_1), which property, together with the constancy of the semi-major axis connects the eccentricity (e_1) with the dynamical inclination (j_1).

Further relations can be written by the use of the several identities of spherical triangles. For example:

$$\cos i_m = \cos i_1 \cos i_2 + \sin i_1 \sin i_2 \cos(\Omega_2 - \Omega_1), \quad (\text{A.18})$$

$$\sin i_m \sin u_{m2} = \sin i_1 \sin(\Omega_2 - \Omega_1), \quad (\text{A.19})$$

$$\sin i_m \sin u_{m1} = \sin i_2 \sin(\Omega_2 - \Omega_1), \quad (\text{A.20})$$

$$\sin i_m \cos u_{m2} = -\cos i_1 \sin i_2 + \sin i_1 \cos i_2 \cos(\Omega_2 - \Omega_1), \quad (\text{A.21})$$

$$\sin i_m \cos u_{m1} = \cos i_2 \sin i_1 - \sin i_2 \cos i_1 \cos(\Omega_2 - \Omega_1), \quad (\text{A.22})$$

and similar ones can be written for the two smaller spherical triangles. Finally, in hierarchical systems usually $C_2 \gg C_1$, so we can take the following as a first approximation:

$$j_1 = i_m, \quad (\text{A.23})$$

$$j_2 = 0, \quad (\text{A.24})$$

$$i_0 = i_2, \quad (\text{A.25})$$

$$h_1 = u_{m2}. \quad (\text{A.26})$$

starting point of the observable nodes (Ω_1, Ω_2). Traditionally, in astrometry, these quantities are measured from north to east on the sky, nevertheless such an approximation is valid since the Ω -s only appear in the equations in the form of their differences, and derivatives. (Nodes cannot be determined from photometry and spectroscopy, as both the light curves and the radial velocity curves are invariant for any orientation of the orbital planes projected onto the sky.)

We note that in Fig. 1, for practical reasons, we chose the intersection of the invariable plane and the sky for the arbitrary

Appendix B: The derivatives used for calculating the long-period dynamical $O - C$ up to sixth order in e_1

The derivatives of the indirect terms are as follows:

$$\begin{aligned} \frac{de_1 \cos \omega_1}{dv_2} = & A_L (1 + e_2 \cos v_2) \left\{ (1 - e_1^2)^{1/2} \left\{ -\frac{3}{5} e_1 \sin \omega_1 \left[\left(I^2 - \frac{1}{3} \right) + (1 - I^2) \cos(2v_2 + 2g_2) \right] \right. \right. \\ & - e_1 \sin(\omega_1 - 2g_1) \left[(1 - I^2) + (1 + I^2) \cos(2v_2 + 2g_2) \right] \\ & - e_1 \cos(\omega_1 - 2g_1) 2I \sin(2v_2 + 2g_2) \} \\ & + \frac{\sin i_m \cot i_1}{(1 - e_1^2)^{1/2}} \left\{ \left[\frac{2}{5} \left(1 + \frac{3}{2} e_1^2 \right) \cos u_{m1} - e_1^2 \cos(2g_1 + u_{m1}) \right] e_1 \sin \omega_1 I [1 - \cos(2v_2 + 2g_2)] \right. \\ & \left. \left. + \left[\frac{2}{5} \left(1 + \frac{3}{2} e_1^2 \right) \sin u_{m1} + e_1^2 \sin(2g_1 + u_{m1}) \right] e_1 \sin \omega_1 \sin(2v_2 + 2g_2) \right\} \right\}, \end{aligned} \quad (\text{B.1})$$

$$\begin{aligned} \frac{de_1^2 f_3(e_1) \sin 2\omega_1}{dv_2} = & A_L (1 + e_2 \cos v_2) \left\{ (1 - e_1^2)^{1/2} \left\{ \frac{6}{5} e_1^2 f_3 \cos 2\omega_1 \left[\left(I^2 - \frac{1}{3} \right) + (1 - I^2) \cos(2v_2 + 2g_2) \right] \right. \right. \\ & + \left[2e_1^2 f_4 \cos(2\omega_1 - 2g_1) - \frac{1}{6} e_1^4 f_5 \cos(2\omega_1 + 2g_1) \right] \left[(1 - I^2) + (1 + I^2) \cos(2v_2 + 2g_2) \right] \\ & - \left[2e_1^2 f_4 \sin(2\omega_1 - 2g_1) + \frac{1}{6} e_1^4 f_5 \sin(2\omega_1 + 2g_1) \right] 2I \sin(2v_2 + 2g_2) \} \\ & + \frac{\sin i_m \cot i_1}{(1 - e_1^2)^{1/2}} f_3 \left\{ \left[-\frac{4}{5} \left(1 + \frac{3}{2} e_1^2 \right) \cos u_{m1} + 2e_1^2 \cos(2g_1 + u_{m1}) \right] e_1^2 \cos 2\omega_1 I [1 - \cos(2v_2 + 2g_2)] \right. \\ & \left. \left. - \left[\frac{4}{5} \left(1 + \frac{3}{2} e_1^2 \right) \sin u_{m1} + 2e_1^2 \sin(2g_1 + u_{m1}) \right] e_1^2 \cos 2\omega_1 \sin(2v_2 + 2g_2) \right\} \right\}, \end{aligned} \quad (\text{B.2})$$

$$\begin{aligned} \frac{de_1^3 f_6(e_1) \cos 3\omega_1}{dv_2} = & A_L (1 + e_2 \cos v_2) \left\{ (1 - e_1^2)^{1/2} \left\{ -\frac{9}{5} e_1^3 f_6 \sin 3\omega_1 \left[\left(I^2 - \frac{1}{3} \right) + (1 - I^2) \cos(2v_2 + 2g_2) \right] \right. \right. \\ & - \left[3e_1^3 f_7 \sin(3\omega_1 - 2g_1) - \frac{3}{8} e_1^5 \sin(3\omega_1 + 2g_1) \right] \left[(1 - I^2) + (1 + I^2) \cos(2v_2 + 2g_2) \right] \\ & - \left[3e_1^3 f_7 \cos(3\omega_1 - 2g_1) + \frac{3}{8} e_1^5 \cos(3\omega_1 + 2g_1) \right] 2I \sin(2v_2 + 2g_2) \} \\ & + \frac{\sin i_m \cot i_1}{(1 - e_1^2)^{1/2}} f_6 \left\{ \left[\frac{6}{5} \left(1 + \frac{3}{2} e_1^2 \right) \cos u_{m1} - 3e_1^2 \cos(2g_1 + u_{m1}) \right] e_1^3 \sin 3\omega_1 I [1 - \cos(2v_2 + 2g_2)] \right. \\ & \left. \left. + \left[\frac{6}{5} \left(1 + \frac{3}{2} e_1^2 \right) \sin u_{m1} + 3e_1^2 \sin(2g_1 + u_{m1}) \right] e_1^3 \sin 3\omega_1 \sin(2v_2 + 2g_2) \right\} \right\}, \end{aligned} \quad (\text{B.3})$$

$$\begin{aligned} \frac{de_1^4 f_8(e_1) \sin 4\omega_1}{dv_2} = & A_L (1 + e_2 \cos v_2) \left\{ (1 - e_1^2)^{1/2} \left\{ \frac{12}{5} e_1^4 f_8 \cos 4\omega_1 \left[\left(I^2 - \frac{1}{3} \right) + (1 - I^2) \cos(2v_2 + 2g_2) \right] \right. \right. \\ & + \left[4e_1^4 f_5 \cos(4\omega_1 - 2g_1) - \frac{3}{5} e_1^6 \cos(4\omega_1 + 2g_1) \right] \left[(1 - I^2) + (1 + I^2) \cos(2v_2 + 2g_2) \right] \\ & - \left[4e_1^4 f_5 \sin(4\omega_1 - 2g_1) + \frac{3}{5} e_1^6 \sin(4\omega_1 + 2g_1) \right] 2I \sin(2v_2 + 2g_2) \} \\ & + \frac{\sin i_m \cot i_1}{(1 - e_1^2)^{1/2}} f_8 \left\{ \left[-\frac{8}{5} \left(1 + \frac{3}{2} e_1^2 \right) \cos u_{m1} + 4e_1^2 \cos(2g_1 + u_{m1}) \right] e_1^4 \cos 4\omega_1 I [1 - \cos(2v_2 + 2g_2)] \right. \\ & \left. \left. - \left[\frac{8}{5} \left(1 + \frac{3}{2} e_1^2 \right) \sin u_{m1} + 4e_1^2 \sin(2g_1 + u_{m1}) \right] e_1^4 \cos 4\omega_1 \sin(2v_2 + 2g_2) \right\} \right\}, \end{aligned} \quad (\text{B.4})$$

$$\begin{aligned} \frac{de_1^5 \cos 5\omega_1}{dv_2} = & A_L (1 + e_2 \cos v_2) \left\{ (1 - e_1^2)^{1/2} \left\{ -3e_1^5 \sin 5\omega_1 \left[\left(I^2 - \frac{1}{3} \right) + (1 - I^2) \cos(2v_2 + 2g_2) \right] \right. \right. \\ & \left. \left. - 5e_1^5 \sin(5\omega_1 - 2g_1) \left[(1 - I^2) + (1 + I^2) \cos(2v_2 + 2g_2) \right] \right\} \right\} \end{aligned}$$

$$\begin{aligned}
& -5e_1^5 \cos(5\omega_1 - 2g_1)2I \sin(2v_2 + 2g_2)\} \\
& + \frac{\sin i_m \cot i_1}{(1 - e_1^2)^{1/2}} \left\{ \left[2 \left(1 + \frac{3}{2}e_1^2 \right) \cos u_{m1} - 5e_1^2 \cos(2g_1 + u_{m1}) \right] e_1^5 \sin 5\omega_1 I [1 - \cos(2v_2 + 2g_2)] \right. \\
& \left. + \left[2 \left(1 + \frac{3}{2}e_1^2 \right) \sin u_{m1} + 5e_1^2 \sin(2g_1 + u_{m1}) \right] e_1^5 \sin 5\omega_1 \sin(2v_2 + 2g_2) \right\}, \tag{B.5}
\end{aligned}$$

$$\begin{aligned}
\frac{de_1^6 \sin 6\omega_1}{dv_2} = & A_L (1 + e_2 \cos v_2) \left\{ (1 - e_1^2)^{1/2} \left\{ \frac{18}{5} e_1^6 \cos 6\omega_1 \left[\left(I^2 - \frac{1}{3} \right) + (1 - I^2) \cos(2v_2 + 2g_2) \right] \right. \right. \\
& + 6e_1^6 \cos(6\omega_1 - 2g_1) \left[(1 - I^2) + (1 + I^2) \cos(2v_2 + 2g_2) \right] \\
& - 6e_1^6 \sin(6\omega_1 - 2g_1)2I \sin(2v_2 + 2g_2) \} \\
& + \frac{\sin i_m \cot i_1}{(1 - e_1^2)^{1/2}} f_8 \left\{ \left[-\frac{12}{5} \left(1 + \frac{3}{2}e_1^2 \right) \cos u_{m1} + 6e_1^2 \cos(2g_1 + u_{m1}) \right] e_1^4 \cos 6\omega_1 I [1 - \cos(2v_2 + 2g_2)] \right. \\
& \left. - \left[\frac{12}{5} \left(1 + \frac{3}{2}e_1^2 \right) \sin u_{m1} + 6e_1^2 \sin(2g_1 + u_{m1}) \right] e_1^6 \cos 6\omega_1 \sin(2v_2 + 2g_2) \right\} \right\}. \tag{B.6}
\end{aligned}$$

The direct terms are coming from $(a^{3/2}e^m \cos(nv))$ and $\dot{\Omega} \cos i_1$ are as follows:

$$\begin{aligned}
\left(\frac{de_1 \cos v}{dv_2} \right)_{\text{dir}} = & A_L (1 + e_2 \cos v_2) (1 - e_1^2)^{1/2} \left\{ -\frac{2}{5} \left(1 + \frac{1}{2}e_1^2 \right) \left[\left(I^2 - \frac{1}{3} \right) + (1 - I^2) \cos(2v_2 + 2g_2) \right] \right. \\
& - e_1^2 \cos 2g_1 \left[(1 - I^2) + (1 + I^2) \cos(2v_2 + 2g_2) \right] \\
& \left. - e_1^2 \sin 2g_1 2I \sin(2v_2 + 2g_2) \right\} + \dots, \tag{B.7}
\end{aligned}$$

$$\begin{aligned}
\left(\frac{de_1^2 f_3(e_1) \cos 2v}{dv_2} \right)_{\text{dir}} = & A_L (1 + e_2 \cos v_2) (1 - e_1^2)^{1/2} \left\{ \frac{3}{5} e_1^2 \left(1 + \frac{1}{4}e_1^2 + \frac{1}{18}e_1^4 \right) \left[\left(I^2 - \frac{1}{3} \right) + (1 - I^2) \cos(2v_2 + 2g_2) \right] \right. \\
& - \frac{1}{5} e_1^2 \left(1 - \frac{53}{12}e_1^2 - \frac{3}{2}e_1^4 \right) \cos 2g_1 \left[(1 - I^2) + (1 + I^2) \cos(2v_2 + 2g_2) \right] \\
& \left. - \frac{1}{5} e_1^2 \left(1 - \frac{53}{12}e_1^2 - \frac{3}{2}e_1^4 \right) \sin 2g_1 2I \sin(2v_2 + 2g_2) \right\} + \dots, \tag{B.8}
\end{aligned}$$

$$\begin{aligned}
\left(\frac{de_1^3 f_6(e_1) \cos 3v}{dv_2} \right)_{\text{dir}} = & A_L (1 + e_2 \cos v_2) (1 - e_1^2)^{1/2} \left\{ -\frac{3}{5} e_1^4 \left(1 + \frac{1}{2}e_1^2 \right) \left[\left(I^2 - \frac{1}{3} \right) + (1 - I^2) \cos(2v_2 + 2g_2) \right] \right. \\
& + \frac{1}{5} e_1^2 \left(1 + e_1^2 - \frac{49}{16}e_1^4 \right) \cos 2g_1 \left[(1 - I^2) + (1 + I^2) \cos(2v_2 + 2g_2) \right] \\
& \left. + \frac{1}{5} e_1^2 \left(1 + e_1^2 - \frac{49}{16}e_1^4 \right) \sin 2g_1 2I \sin(2v_2 + 2g_2) \right\} + \dots, \tag{B.9}
\end{aligned}$$

$$\begin{aligned}
\left(\frac{de_1^4 f_8(e_1) \cos 4v}{dv_2} \right)_{\text{dir}} = & A_L (1 + e_2 \cos v_2) (1 - e_1^2)^{1/2} \left\{ \frac{1}{2} e_1^6 \left[\left(I^2 - \frac{1}{3} \right) + (1 - I^2) \cos(2v_2 + 2g_2) \right] \right. \\
& - \frac{2}{5} e_1^4 \left(1 + \frac{3}{4}e_1^2 \right) \cos 2g_1 \left[(1 - I^2) + (1 + I^2) \cos(2v_2 + 2g_2) \right] \\
& \left. - \frac{2}{5} e_1^4 \left(1 + \frac{3}{4}e_1^2 \right) \sin 2g_1 2I \sin(2v_2 + 2g_2) \right\} + \dots, \tag{B.10}
\end{aligned}$$

$$\begin{aligned}
\left(\frac{de_1^5 \cos 5v}{dv_2} \right)_{\text{dir}} = & A_L (1 + e_2 \cos v_2) (1 - e_1^2)^{1/2} \left\{ \frac{1}{2} e_1^6 \cos 2g_1 \left[(1 - I^2) + (1 + I^2) \cos(2v_2 + 2g_2) \right] \right. \\
& \left. + \frac{1}{2} e_1^6 \sin 2g_1 2I \sin(2v_2 + 2g_2) \right\} + \dots, \tag{B.11}
\end{aligned}$$

$$\left(\frac{de_1^6 \cos 6v}{dv_2} \right)_{\text{dir}} = 0, \tag{B.12}$$

where +... refer to those terms which come from the normal force component, and will be cancelled by equal but opposite in sign direct $\dot{\Omega}$ -terms. Furthermore, from

$$\begin{aligned} \left(\mu^{-1/2} \frac{da^{3/2}}{dv_2} \frac{(1-e_1^2)^{3/2}}{(1+e_1 \cos v)^2} \right)_{\text{dir}} &= \frac{P_1}{2\pi} A_L (1+e_2 \cos v_2) (1-e_1^2)^{1/2} \left\{ \frac{6}{5} e_1^2 \left(1 + \frac{9}{16} e_1^2 + \frac{7}{16} e_1^4 \right) \left[\left(I^2 - \frac{1}{3} \right) + (1-I^2) \cos(2v_2 + 2g_2) \right] \right. \\ &\quad + \frac{21}{20} e_1^2 \left(1 + \frac{9}{14} e_1^2 + \frac{57}{112} e_1^4 \right) \cos 2g_1 \left[(1-I^2) + (1+I^2) \cos(2v_2 + 2g_2) \right] \\ &\quad \left. + \frac{21}{20} e_1^2 \left(1 + \frac{9}{14} e_1^2 + \frac{57}{112} e_1^4 \right) \sin 2g_1 2I \sin(2v_2 + 2g_2) \right\}, \end{aligned} \quad (\text{B.13})$$

and from $\dot{\Omega}$ -term:

$$\begin{aligned} \left(\frac{d\Omega}{dv_2} \cos i_1 \frac{(1-e_1^2)^{3/2}}{(1+e_1 \cos v)^2} \right)_{\text{dir}} &= A_L (1+e_2 \cos v_2) \frac{\sin i_m \cot i_1}{(1-e_1^2)^{1/2}} \left\{ \left[-\frac{2}{5} \left(1 + \frac{3}{2} e_1^2 \right) \cos u_{m1} + e_1^2 \cos(u_{m1} + 2g_1) \right] I [1 - \cos(2v_2 + 2g_2)] \right. \\ &\quad \left. - \frac{2}{5} \left(1 + \frac{3}{2} e_1^2 \right) \sin u_{m1} + e_1^2 \sin(u_{m1} + 2g_1) \right\} \sin(2v_2 + 2g_2) \Big\} - \dots \end{aligned} \quad (\text{B.14})$$

By the use of equations above, and integrating for v_2 , finally we get:

$$\begin{aligned} (O-C)_{v_2} &= \frac{P_1}{2\pi} A_L \left\{ (1-e_1^2)^{1/2} \left\{ \left[\frac{4}{5} f_1(e_1) + \frac{6}{5} K_1(e_1, \omega_1) \right] \left[\left(I^2 - \frac{1}{3} \right) \mathcal{M} + \frac{1}{2} (1-I^2) \mathcal{S}(2v_2 + 2g_2) \right] \right. \right. \\ &\quad + \left[\frac{51}{20} e_1^2 f_2(e_1) \cos 2g_1 + 2K_2(e_1, \omega_1, g_1) + \frac{1}{8} e_1^2 K_4(e_1, \omega_1, g_1) \right] \left[(1-I^2) \mathcal{M} + \frac{1}{2} (1+I^2) \mathcal{S}(2v_2 + 2g_2) \right] \\ &\quad \left. - \frac{1}{2} \left[\frac{51}{20} e_1^2 f_2(e_1) \sin 2g_1 + 2K_3(e_1, \omega_1, g_1) + \frac{1}{8} e_1^2 K_5(e_1, \omega_1, g_1) \right] 2IC(2v_2 + 2g_2) \right\} \\ &\quad + \frac{\sin i_m \cot i_1}{(1-e_1^2)^{1/2}} \left\{ \left[-\frac{2}{5} \left(1 + \frac{3}{2} e_1^2 \right) \cos u_{m1} + e_1^2 \cos(2g_1 + u_{m1}) \right] [1 + 2K_1(e_1, \omega_1)] I \left[\mathcal{M} - \frac{1}{2} \mathcal{S}(2v_2 + 2g_2) \right] \right. \\ &\quad \left. + \frac{1}{2} \left[\frac{2}{5} \left(1 + \frac{3}{2} e_1^2 \right) \sin u_{m1} + e_1^2 \sin(2g_1 + u_{m1}) \right] [1 + 2K_1(e_1, \omega_1)] C(2v_2 + 2g_2) \right\} \Big\}, \end{aligned} \quad (\text{B.15})$$

where

$$K_1(e_1, \omega_1) = \mp e_1 \sin \omega_1 + \frac{3}{4} e_1^2 f_3 \cos 2\omega_1 \pm \frac{1}{2} e_1^3 f_6 \sin 3\omega_1 - \frac{5}{16} e_1^4 f_8 \cos 4\omega_1 \mp \frac{3}{16} e_1^5 \sin 5\omega_1 + \frac{7}{64} e_1^6 \cos 6\omega_1, \quad (\text{B.16})$$

$$\begin{aligned} K_2(e_1, \omega_1, g_1) &= \mp e_1 \sin(\omega_1 - 2g_1) + \frac{3}{4} e_1^2 f_4 \cos(2\omega_1 - 2g_1) \pm \frac{1}{2} e_1^3 f_7 \sin(3\omega_1 - 2g_1) - \frac{5}{16} e_1^4 f_5 \cos(4\omega_1 - 2g_1) \\ &\quad \mp \frac{3}{16} e_1^5 \sin(5\omega_1 - 2g_1) + \frac{7}{64} e_1^6 \cos(6\omega_1 - 2g_1), \end{aligned} \quad (\text{B.17})$$

$$\begin{aligned} K_3(e_1, \omega_1, g_1) &= \mp e_1 \cos(\omega_1 - 2g_1) - \frac{3}{4} e_1^2 f_4 \sin(2\omega_1 - 2g_1) \pm \frac{1}{2} e_1^3 f_7 \cos(3\omega_1 - 2g_1) + \frac{5}{16} e_1^4 f_5 \sin(4\omega_1 - 2g_1) \\ &\quad \mp \frac{3}{16} e_1^5 \cos(5\omega_1 - 2g_1) - \frac{7}{64} e_1^6 \sin(6\omega_1 - 2g_1), \end{aligned} \quad (\text{B.18})$$

$$K_4(e_1, \omega_1, g_1) = -e_1^2 f_5 \cos(2\omega_1 + 2g_1) \mp e_1^3 \sin(3\omega_1 + 2g_1) + \frac{3}{4} e_1^4 \cos(4\omega_1 + 2g_1), \quad (\text{B.19})$$

$$K_5(e_1, \omega_1, g_1) = -e_1^2 f_5 \sin(2\omega_1 + 2g_1) \pm e_1^3 \cos(3\omega_1 + 2g_1) + \frac{3}{4} e_1^4 \sin(4\omega_1 + 2g_1), \quad (\text{B.20})$$

and

$$f_1 = 1 + \frac{25}{8} e_1^2 + \frac{15}{8} e_1^4 + \frac{95}{64} e_1^6, \quad (\text{B.21})$$

$$f_2 = 1 + \frac{31}{51} e_1^2 + \frac{23}{48} e_1^4, \quad (\text{B.22})$$

$$f_3 = 1 + \frac{1}{6} e_1^2 + \frac{1}{16} e_1^4, \quad (\text{B.23})$$

$$f_4 = 1 + \frac{1}{4} e_1^2 + \frac{1}{8} e_1^4, \quad (\text{B.24})$$

$$f_5 = 1 + \frac{3}{4}e_1^2, \quad (\text{B.25})$$

$$f_6 = 1 + \frac{3}{8}e_1^2, \quad (\text{B.26})$$

$$f_7 = 1 + \frac{1}{2}e_1^2, \quad (\text{B.27})$$

$$f_8 = 1 + \frac{3}{5}e_1^2. \quad (\text{B.28})$$