

# Constraints on Generalized Chaplygin Gas model including Gamma-ray bursts via Markov Chain Monte Carlo approach

Nan Liang<sup>1</sup>, Lixin Xu<sup>2,3</sup> and Zong-Hong Zhu<sup>1</sup>

<sup>1</sup> Department of Astronomy, Beijing Normal University, Beijing 100875, China

<sup>2</sup> School of Physics and Optoelectronic Technology, Dalian University of Technology, Dalian, Liaoning 116024, P. R. China

<sup>3</sup> College of Advanced Science & Technology, Dalian University of Technology, Dalian, 116024, P. R. China  
 e-mail: liangn@bnu.edu.cn, lxxu@dlut.edu.cn, zhuzh@bnu.edu.cn

Preprint online version: March 11, 2019

## ABSTRACT

**Aims.** We investigate observational constraints on the generalized Chaplygin gas (GCG) model including the Gamma-ray bursts (GRBs) at high redshift obtained directly from the Union2 type Ia supernovae (SNe Ia) set.

**Methods.** By using the Markov Chain Monte Carlo method, we constrain the GCG model with the cosmology-independent GRBs, as well as the Union2 set, the cosmic microwave background (CMB) observation from the Wilkinson Microwave Anisotropy Probe (WMAP7) result, and the baryonic acoustic oscillation (BAO) observation from the spectroscopic Sloan Digital Sky Survey (SDSS) Data Release 7 (DR7) galaxy sample.

**Results.** The best-fit values of the GCG model parameters are  $A_s = 0.7475^{+0.0556}_{-0.0539}(1\sigma)^{+0.0794}_{-0.0816}(2\sigma)$ ,  $\alpha = -0.0256^{+0.1760}_{-0.1326}(1\sigma)^{+0.2730}_{-0.1907}(2\sigma)$ , with the effective matter density  $\Omega_m = 0.2629^{+0.0155}_{-0.0153}(1\sigma)^{+0.0236}_{-0.0223}(2\sigma)$ , which are more stringent than the previous results for constraint on GCG model parameters.

**Key words.** Gamma rays : galaxies — Cosmology : cosmological parameters

## 1. Introduction

The original Chaplygin gas (CG, Kamenshchik et al. 2001) and the generalized Chaplygin gas model (GCG, Bento et al. 2002) have been proposed as possible explanations for the acceleration of the current universe, with the equation of state as follows

$$p_{\text{GCG}} = -\frac{A}{\rho_{\text{GCG}}^\alpha}, \quad (1)$$

where  $A$  and  $\alpha$  are two parameters to be determined. For the case  $\alpha = 1$ , it corresponds the original Chaplygin gas (Kamenshchik et al. 2001); if  $\alpha = 0$ , it acts as the cosmological constant ( $\Lambda$ ). Considering the relativistic energy conservation equation in the framework of Friedmann-Robertson-Walker (FRW) metric, we can obtain

$$\rho_{\text{GCG}} = \rho_{\text{GCG},0} \left[ A_s + (1 - A_s) a^{-3(1+\alpha)} \right]^{\frac{1}{1+\alpha}} \quad (2)$$

where  $A_s \equiv A/\rho_{\text{GCG},0}^{1+\alpha}$ ,  $\rho_{\text{GCG},0}$  is the energy densities of the GCG at present, and the scale factor is related to the redshift as  $a = 1/(1+z)$ . From Equation (2), the striking property of the GCG can be found that the energy density behaves as dustlike matter at early times; while it behaves like a cosmological constant at late times. Therefore, the GCG model can be regarded as a candidate of the unified dark matter/energy (UDME) scenario (Bento et al. 2004). Up to now, the GCG model have been constrained from many observational data, such as Type Ia supernovae (SNe Ia) (Fabris et al. 2002; Makler et al. 2003a; Colistete et al. 2003; Silva and Bertolami 2003; Cunha et al. 2004; Bertolami et al. 2004; Bento et al. 2006; Zhang et al. 2006; Wu & Yu 2007a), cosmic microwave background (CMB) anisotropy (Bento et al. 2003a, 2003b; Bean & Dore 2003; Amendola et al. 2003), the

angular size of the compact radio sources (Zhu 2004), the X-ray gas mass fraction of clusters (Cunha et al. 2004; Makler et al. 2003b), the Hubble parameter versus redshift data (Wu and Yu 2007b), the large scale structure (Bilić et al. 2002; Multamäki et al. 2004), the gravitational lensing surveys (Dev et al. 2003, 2004; Chen 2003a, 2003b), the age measurements of high- $z$  objects (Alcaniz et al. 2003) and the lookback time to galaxy clusters (Li, Wu and Yu 2009); as well as the different combined data (Wu and Yu 2007c; Davis et al. 2007; Li, Li and Zhang 2010; Xu and Lu 2010).

Recently, Gamma-ray bursts (GRBs) have been proposed as distance indicators and regarded as a complementary cosmological probe to the universe at high redshift (Schaefer 2003; Dai et al. 2004; Ghirlanda et al. 2004; Firmani et al. 2005; Liang and Zhang 2005; Schaefer 2007; Wang et al. 2007; Basilakos and Perivolaropoulos 2008; Mosquera Cuesta et al. 2008a, 2008b). Duo to the lack of the low-redshift sample, the empirical luminosity relations of GRBs had been usually calibrated by assuming a certain cosmological model with particular model parameters. Liang et al. (2008) presented a completely cosmology-independent method to calibrate GRB luminosity relations with the luminosity distances of GRBs at low redshift interpolated directly from SNe Ia or by other similar approach (Liang and Zhang 2008; Kodama et al. 2008; Cardone et al. 2009; Gao et al. 2010; Capozziello and Izzo 2010). Following the cosmology-independent calibration method, the derived GRB data at high redshift can be used to constrain cosmological models by using the standard Hubble diagram method (Capozziello and Izzo 2008; Izzo et al. 2009; Wei and Zhang 2009; Wei 2009; Qi et al. 2009; Wang et al. 2009; Liang, Wu and Zhang 2010; Wang and Liang 2010; Liang, Wu and Zhu 2010; Wei 2010a, 2010b; Liang and Zhu 2010; Demianski et al. 2010). Bertolami and

Silva (2006) first studied the GCG model by considering the use of GRBs at  $1.5 < z < 5$  calibrated with the bursts at  $z < 1.5$  as distance markers. The joint analysis on the GCG model from the cosmology-independent GRB data set obtained in Liang et al. (2008) can be found in Wang et al. (2009) and Freitas et al. (2010).

Very recently, Liang, Wu and Zhu (2010) calibrate GRBs data at high redshift directly from the Union2 compilation of 557 SNe Ia data set (Amanullah et al. 2010) and constrain the Cardassian models by combining the updated GRB data to the joint observations. In this paper, we use the Markov Chain Monte Carlo (MCMC) technique to constrain the GCG model from the latest observational data including the updated distance moduli of the GRBs at high redshift obtained directly from the Union2 set. We combine the GRB data to the joint observations with the Union2 set, along with the CMB observation from the Wilkinson Microwave Anisotropy Probe (WMAP7; Komatsu et al. 2010) result; and the baryonic acoustic oscillation (BAO) observation from the spectroscopic Sloan Digital Sky Survey (SDSS) Data Release 7 (DR7) galaxy sample (Percival et al. 2010).

## 2. Observational Data Analysis

Following Liang, Wu and Zhu (2010), we use the updated the distance moduli of the 42 GRBs at  $z > 1.4$ , which calibrated with the sample at  $z \leq 1.4$  by using the linear interpolation method from the Union2 set. The Union2 compilation consist of 557 SNe Ia data set (Amanullah et al. 2010) and we use the 69 GRBs data compiled by Schaefer (2007). For more details for the calculation of GRBs, see Liang et al. (2008) and Liang, Wu and Zhang (2010). Constraints from SNe Ia and GRB data can be obtained by fitting the distance moduli  $\mu(z)$ . A distance modulus can be calculated as

$$\mu = 5 \log \frac{d_L}{\text{Mpc}} + 25 = 5 \log_{10} D_L - \mu_0, \quad (3)$$

where  $\mu_0 = 5 \log_{10}[H_0/(100\text{km/s/Mpc})] + 42.38$ , and the luminosity distance  $D_L$  can be calculated by

$$D_L \equiv H_0 d_L = (1+z)\Omega_k^{-1/2} \text{sinn}\left[\Omega_k^{1/2} \int_0^z \frac{dz'}{E(z')}\right], \quad (4)$$

where  $\text{sinn}(x)$  is  $\sinh$  for  $\Omega_k > 0$ ,  $\sin$  for  $\Omega_k < 0$ ,  $x$  for  $\Omega_k = 0$ ; and  $E(z) = H/H_0$ , which is determined by the choice of the specific cosmological model. The  $\chi^2$  value of the observed distance moduli can be calculated by

$$\chi_\mu^2 = \sum_{i=1}^N \frac{[\mu_{\text{obs}}(z_i) - \mu(z_i)]^2}{\sigma_{\mu,i}^2}, \quad (5)$$

where  $\mu_{\text{obs}}(z_i)$  are the observed distance modulus for the SNe Ia and/or GRBs at redshift  $z_i$  with its error  $\sigma_{\mu,i}$ ;  $\mu(z_i)$  are the theoretical value of distance modulus from cosmological models. Following the effective approach (Nesseris and Perivolaropoulos 2005), we marginalize the nuisance parameter  $\mu_0$  by minimizing  $\hat{\chi}_\mu^2 = C - B^2/A$ , where  $A = \sum 1/\sigma_{\mu,i}^2$ ,  $B = \sum [\mu_{\text{obs}}(z_i) - 5 \log_{10} D_L]/\sigma_{\mu,i}^2$ , and  $C = \sum [\mu_{\text{obs}}(z_i) - 5 \log_{10} D_L]^2/\sigma_{\mu,i}^2$ .

For the CMB observation, we use the data set including the acoustic scale ( $l_a$ ), the shift parameter ( $R$ ), and the redshift of recombination ( $z_*$ ), which provide an efficient summary of CMB

data as far as cosmological constraints go. The acoustic scale can be expressed as

$$l_a = \pi \frac{\Omega_k^{-1/2} \text{sinn}[\Omega_k^{1/2} \int_0^{z_*} \frac{dz}{E(z)}]/H_0}{r_s(z_*)}, \quad (6)$$

where  $r_s(z_*) = H_0^{-1} \int_0^{z_*} c_s(z)/E(z) dz$  is the comoving sound horizon at photo-decoupling epoch. The shift parameters can be expressed as

$$R = \Omega_{M0}^{1/2} \Omega_k^{-1/2} \text{sinn}\left[\Omega_k^{1/2} \int_0^{z_*} \frac{dz}{E(z)}\right]. \quad (7)$$

The redshift of recombination can be given by (Hu and Sugiyama 1996)

$$z_* = 1048[1 + 0.00124(\Omega_b h^2)^{-0.738}(1 + g_1(\Omega_{M0} h^2)^{g_2})], \quad (8)$$

where  $g_1 = 0.0783(\Omega_b h^2)^{-0.238}(1 + 39.5(\Omega_b h^2)^{-0.763})^{-1}$  and  $g_2 = 0.560(1 + 21.1(\Omega_b h^2)^{1.81})^{-1}$ . From the WMAP7 measurement, the best fit values of the data set ( $l_a, R, z_*$ ) are (Komatsu et al. 2010)

$$\bar{\mathbf{P}}_{\text{CMB}} = \begin{pmatrix} \bar{l}_a \\ \bar{R} \\ \bar{z}_* \end{pmatrix} = \begin{pmatrix} 302.09 \pm 0.76 \\ 1.725 \pm 0.018 \\ 1091.3 \pm 0.91 \end{pmatrix}. \quad (9)$$

The  $\chi^2$  value of the CMB observation can be expressed as (Komatsu et al. 2010)

$$\chi_{\text{CMB}}^2 = \Delta \mathbf{P}_{\text{CMB}}^T \mathbf{C}_{\text{CMB}}^{-1} \Delta \mathbf{P}_{\text{CMB}}, \quad (10)$$

where  $\Delta \mathbf{P}_{\text{CMB}} = \mathbf{P}_{\text{CMB}} - \bar{\mathbf{P}}_{\text{CMB}}$ , and the corresponding inverse covariance matrix is

$$\mathbf{C}_{\text{CMB}}^{-1} = \begin{pmatrix} 2.305 & 29.698 & -1.333 \\ 29.698 & 6825.270 & -113.180 \\ -1.333 & -113.180 & 3.414 \end{pmatrix}. \quad (11)$$

For the BAO observation, we use the measurement of the BAO distance ratio ( $d_z$ ) at  $z = 0.2$  and  $z = 0.35$  (Percival et al. 2010), which can be expressed as

$$d_z = \frac{r_s(z_d)}{D_V(z_{\text{BAO}})}, \quad (12)$$

where the distance scale  $D_V$  can be given by (Eisenstein et al. 2005)

$$D_V(z_{\text{BAO}}) = \frac{1}{H_0} \left[ \frac{z_{\text{BAO}}}{E(z_{\text{BAO}})} \left( \int_0^{z_{\text{BAO}}} \frac{dz}{E(z)} \right)^2 \right]^{1/3}, \quad (13)$$

and  $r_s(z_d)$  is the comoving sound horizon at the drag epoch at which baryons were released from photons,  $z_d$  can be given by (Eisenstein & Hu 1998)

$$z_d = \frac{1291(\Omega_{M0} h^2)^{0.251}}{[1 + 0.659(\Omega_{M0} h^2)^{0.828}]} [(1 + b_1(\Omega_b h^2)^{b_2})], \quad (14)$$

where  $b_1 = 0.313(\Omega_{M0} h^2)^{-0.419}[1 + 0.607(\Omega_{M0} h^2)^{0.674}]^{-1}$  and  $b_2 = 0.238(\Omega_{M0} h^2)^{0.223}$ . From SDSS Data Release 7 (DR7) galaxy sample, the best fit values of the data set ( $d_{0.2}, d_{0.35}$ ) are (Percival et al. 2010)

$$\bar{\mathbf{P}}_{\text{BAO}} = \begin{pmatrix} \bar{d}_{0.2} \\ \bar{d}_{0.35} \end{pmatrix} = \begin{pmatrix} 0.1905 \pm 0.0061 \\ 0.1097 \pm 0.0036 \end{pmatrix}. \quad (15)$$

The  $\chi^2$  value of the BAO observation from SDSS DR7 can be expressed as (Percival et al. 2010)

$$\chi_{\text{BAO}}^2 = \Delta \mathbf{P}_{\text{BAO}}^T \mathbf{C}_{\text{BAO}}^{-1} \Delta \mathbf{P}_{\text{BAO}}, \quad (16)$$

where the corresponding inverse covariance matrix is

$$\mathbf{C}_{\text{BAO}}^{-1} = \begin{pmatrix} 30124 & -17227 \\ -17227 & 86977 \end{pmatrix}. \quad (17)$$

### 3. CONSTRAINTS ON THE GCG MODEL VIA MCMC METHOD

We consider a flat universe is filled with the GCG component and the baryon matter component. From the Friedmann equation  $H^2 = (8\pi G/3)(\rho_b + \rho_{GCG})$ , we can get

$$E^2(z; A_s, \alpha) \equiv \frac{H^2}{H_0^2} = \Omega_b(1+z)^3 + (1 - \Omega_b) \times [A_s + (1 - A_s)(1+z)^{3(1+\alpha)}]^{1/(1+\alpha)} \quad (18)$$

where  $\Omega_b$  represent the fractional contribution of baryon matter. The effective matter density in the GCG model can be give by (Bento et al. 2004; Wu and Yu 2007c)

$$\Omega_m = \Omega_b + (1 - \Omega_b)(1 - A_s)^{1/(1+\alpha)}. \quad (19)$$

In order to combine GRB data with the SNe Ia data to constrain cosmological models, we follow the simple way to avoid any correlation between the SNe Ia data and the GRB data: The 40 SNe points used in the interpolating procedure are excluded from the Union2 SNe Ia sample used to the joint constrains (Liang, Wu and Zhang 2010; Liang, Wu and Zhu 2010). The 42 GRBs and the reduced 517 SNe Ia, CMB, BAO are all effectively independent, therefore we can combine the results by simply multiplying the likelihood functions. The total  $\chi^2$  with the SNe + GRBs + CMB + BAO dataset is

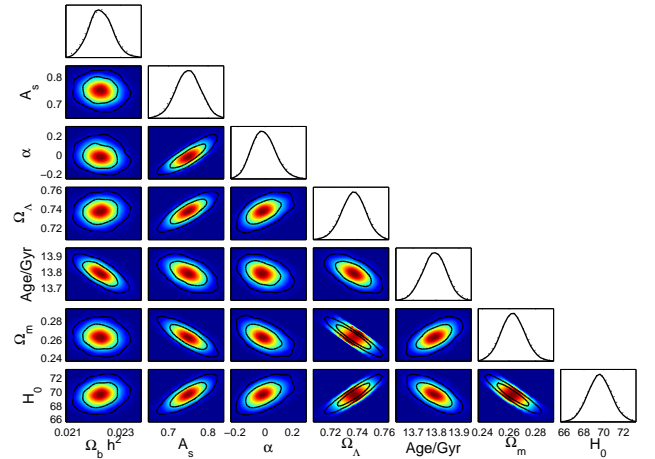
$$\chi^2 = \chi_{\text{[SNe,GRBs]}}^2 + \chi_{\text{CMB}}^2 + \chi_{\text{BAO}}^2. \quad (20)$$

We perform a global fitting to determine the cosmological parameters using the Markov Chain Monte Carlo (MCMC) method. In the MCMC approach, a chain of sample points which is distributed in the parameter space according to the posterior probability is generated by Monte Carlo, where the Metropolis-Hastings algorithm with uniform prior probability distribution is used. In the parameter space formed by the constraint cosmological parameters, a random set of initial values of the model parameters is chosen to calculate the  $\chi^2$  or the likelihood. Whether the set of parameters can be accepted as an effective Markov chain or not is determined by the Metropolis-Hastings algorithm. The accepted set not only forms a Markov chain, but also provides a starting point for the next process. Repeat this process till the established convergence accuracy can be satisfied. The convergence is tested by check the so-called worst e-values [the variance(mean)/mean(variance) of 1/2 chains]  $R - 1 < 0.005$ .

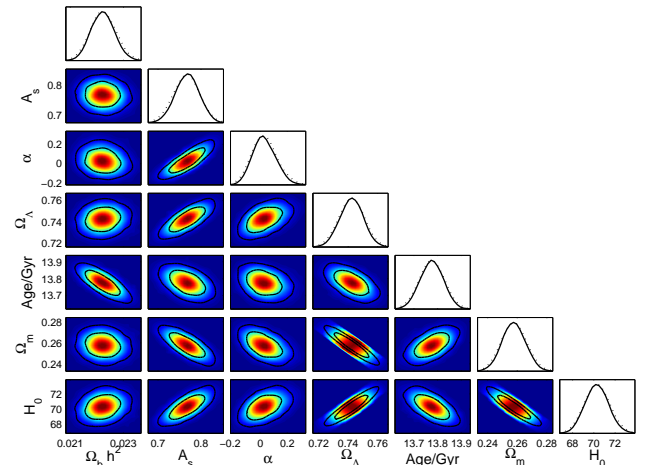
Our MCMC code is based on the publicly available **CosmoMC** package (Lewis & Bridle 2002), and we generated 8 chains and set  $R - 1 = 0.001$  to guarantee the accuracy in this work. We show 1-D probability distribution of each parameter in the MCMC method ( $\Omega_b h^2$ ,  $A_s$ ,  $\alpha$ ,  $\Omega_\Lambda$ , Age/Gyr,  $\Omega_m$ ,  $H_0$ ) and 2-D plots for parameters between each other for the GCG model with SNe + GRBs + BAO + CMB in figure 1 (Age/Gyr is the cosmic age, in unit of Gyr). The best-fit values of the GCG model parameters with the joint observational data are  $A_s = 0.7475^{+0.0556}_{-0.0539}(1\sigma)^{+0.0794}_{-0.0816}(2\sigma)$ ,  $\alpha = -0.0256^{+0.1760}_{-0.1326}(1\sigma)^{+0.2730}_{-0.1907}(2\sigma)$ , with the effective matter density  $\Omega_m = 0.2629^{+0.0155}_{-0.0153}(1\sigma)^{+0.0236}_{-0.0223}(2\sigma)$ . For comparison, fitting results from the joint data with 557 SNe Ia + CMB + BAO without GRBs and 42 GRBs + CMB + BAO without SNe Ia are given in figure 2 and figure 3. We present the best-fit values of each parameter with  $1\text{-}\sigma$  and  $2\text{-}\sigma$  uncertainties, as well as  $\chi_{\text{min}}^2$  in Table 1.

From Fig. 1-3 and Table 1, it is shown that the cosmological constant ( $\alpha = 0$ ) is allowed at  $1\sigma$  confidence level, and the

original Chaplygin gas model ( $\alpha = 1$ ) is ruled out at 95.4% confidence level, which are consistent with that obtained in Wu and Yu (2007c), and Li, Wu and Yu (2009); we can find that GRBs can give strong constrains when combined to CMB and BAO data without SNe Ia, which has been also noted by Liang, Wu and Zhu (2010), Liang and Zhu (2010) and Gao et al. (2010); and the constrain results in this work with the joint observational data including GRBs are more stringent than the previous results for constraint on GCG model parameters with GRBs and/or other combined observations (e.g. Wang et al. 2009; Freitas et al. 2010; Davis et al. 2007; Wu and Yu 2007c; Li, Wu and Yu 2009; Li, Li and Zhang 2010; Xu and Lu 2010).



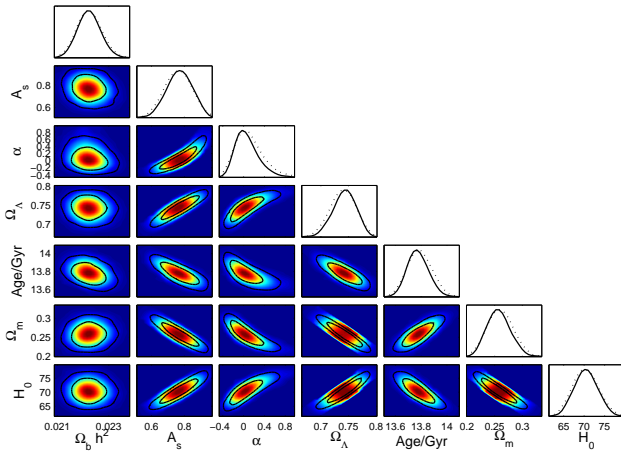
**Fig. 1.** The 2-D regions and 1-D marginalized distribution with  $1\sigma$ ,  $2\sigma$  contours of parameters  $\Omega_b h^2$ ,  $A_s$ ,  $\alpha$ ,  $\Omega_\Lambda$ , Age/Gyr,  $\Omega_m$ , and  $H_0$  in GCG model, with SNe+GRBs+BAO+CMB.



**Fig. 2.** The 2-D regions and 1-D marginalized distribution with  $1\sigma$ ,  $2\sigma$  contours of parameters  $\Omega_b h^2$ ,  $A_s$ ,  $\alpha$ ,  $\Omega_\Lambda$ , Age/Gyr,  $\Omega_m$ , and  $H_0$  in GCG model, with SNe+BAO+CMB.

	The GCG Model		
	SNe+GRBs+CMB+BAO	SNe+CMB+BAO	GRBs+CMB+BAO
$\Omega_b h^2$	$0.0222^{+0.0008}_{-0.0007} (1\sigma)^{+0.0009}_{-0.0012} (2\sigma)$	$0.0222^{+0.0008}_{-0.0007} (1\sigma)^{+0.0012}_{-0.0009} (2\sigma)$	$0.0222^{+0.0008}_{-0.0007} (1\sigma)^{+0.0012}_{-0.0009} (2\sigma)$
$A_S$	$0.7475^{+0.0556}_{-0.0539} (1\sigma)^{+0.0794}_{-0.0816} (2\sigma)$	$0.7668^{+0.0492}_{-0.0510} (1\sigma)^{+0.0711}_{-0.0751} (2\sigma)$	$0.7665^{+0.1358}_{-0.1427} (1\sigma)^{+0.1835}_{-0.2069} (2\sigma)$
$\alpha$	$-0.0256^{+0.1760}_{-0.1326} (1\sigma)^{+0.2730}_{-0.1907} (2\sigma)$	$0.0198^{+0.1694}_{-0.1348} (1\sigma)^{+0.2606}_{-0.1960} (2\sigma)$	$0.0184^{+0.5293}_{-0.2922} (1\sigma)^{+0.9024}_{-0.3929} (2\sigma)$
$\Omega_\Lambda$	$0.7371^{+0.0153}_{-0.0153} (1\sigma)^{+0.0223}_{-0.0223} (2\sigma)$	$0.7425^{+0.0137}_{-0.0146} (1\sigma)^{+0.0200}_{-0.0216} (2\sigma)$	$0.7425^{+0.0360}_{-0.0415} (1\sigma)^{+0.0497}_{-0.0617} (2\sigma)$
Age/Gyr	$13.79^{+0.09}_{-0.09} (1\sigma)^{+0.13}_{-0.14} (2\sigma)$	$13.77^{+0.09}_{-0.09} (1\sigma)^{+0.13}_{-0.13} (2\sigma)$	$13.77^{+0.17}_{-0.13} (1\sigma)^{+0.26}_{-0.20} (2\sigma)$
$\Omega_m$	$0.2629^{+0.0155}_{-0.0153} (1\sigma)^{+0.0236}_{-0.0223} (2\sigma)$	$0.2575^{+0.0137}_{-0.0146} (1\sigma)^{+0.0216}_{-0.0200} (2\sigma)$	$0.2575^{+0.0415}_{-0.0360} (1\sigma)^{+0.0617}_{-0.0497} (2\sigma)$
$H_0$	$69.56^{+2.14}_{-2.01} (1\sigma)^{+3.19}_{-2.91} (2\sigma)$	$70.29^{+1.95}_{-1.98} (1\sigma)^{+2.91}_{-2.84} (2\sigma)$	$70.29^{+5.47}_{-5.08} (1\sigma)^{+7.87}_{-7.15} (2\sigma)$
$\chi^2_{\min}$	502.266	544.828	36.930

**Table 1.** The best-fit values of parameters  $\Omega_b h^2$ ,  $A_S$ ,  $\alpha$ ,  $\Omega_\Lambda$ , Age/Gyr,  $\Omega_m$ , and  $H_0$  for the GCG model with  $1\sigma$  and  $2\sigma$  uncertainties, as well as  $\chi^2_{\min}$ , with SNe+CMB+BAO, SNe+GRBs+CMB+BAO, and GRBs+CMB+BAO, respectively.



**Fig. 3.** The 2-D regions and 1-D marginalized distribution with  $1\sigma$ ,  $2\sigma$  contours of parameters  $\Omega_b h^2$ ,  $A_S$ ,  $\alpha$ ,  $\Omega_\Lambda$ , Age/Gyr,  $\Omega_m$ , and  $H_0$  in GCG model, with GRBs+BAO+CMB.

#### 4. CONCLUSIONS

By using the Markov Chain Monte Carlo method, we constraint on the generalized Chaplygin gas (GCG) model with the cosmology-independent GRBs, as well as the Union2 SNe Ia set, the CMB observation from WMAP7 result, and the BAO observation from SDSS DR7 galaxy sample. With the joint observational data, the best-fit values of the GCG model parameters are  $A_S = 0.7475^{+0.0556}_{-0.0539} (1\sigma)^{+0.0794}_{-0.0816} (2\sigma)$ ,  $\alpha = -0.0256^{+0.1760}_{-0.1326} (1\sigma)^{+0.2730}_{-0.1907} (2\sigma)$ , with the effective matter density  $\Omega_m = 0.2629^{+0.0155}_{-0.0153} (1\sigma)^{+0.0236}_{-0.0223} (2\sigma)$ , which are more stringent than the previous results for constraint on the GCG model parameters with GRBs and/or other combined observations.

#### Acknowledgements

We thank Yun Chen, Shuo Cao, Hao Wang, Yan Dai, Chunhua Mao, Fang Huang, Yu Pan, Jing Ming, Kai Liao and Dr. Yi Zhang for discussions. This work was supported by the National Science Foundation of China under the Distinguished Young Scholar Grant 10825313, the Key Project Grants 10533010, and by the Ministry of Science and Technology national basic science Program (Project 973) under grant No. 2007CB815401. LX acknowledges partial supports by NSF (10703001), SRFDP (20070141034) of P.R. China and the Fundamental Research Funds for the Central Universities (DUT10LK31).

#### References

- Amanullah, R. et al., 2010, ApJ, 716, 712 [arXiv:1004.1711]  
Amati, L. et al. 2008, MNRAS, 391, 577  
Alcaniz, J. S., Jain, D. and Dev, A. 2003, Phys. Rev. D, 67, 043514  
Amendola, L., Finelli, L. F., Burigana, C. and Carturan, D. 2003, JCAP, 0307, 005  
Basilakos, S. and Perivolaropoulos, L. 2008, MNRAS, 391, 411  
Bean, R. & Dore, O. 2003, Phys. Rev. D, 68, 023515  
Bento, M. C., Bertolami, O., and Sen, A. A. 2003a, Phys. Rev. D, 67, 063003  
Bento, M. C., Bertolami, O., and Sen, A. A. 2003b, Phys. Lett. B, 575, 172  
Bento, M. C., Bertolami, O., and Sen, A. A. 2004, Phys. Rev. D, 70, 083519  
Bento, M. C., Bertolami, O., Reboucas, M. J. and Silva, P. T. 2006, Phys. Rev. D, 73, 043504  
Bertolami, O., Sen, A. A., Sen, S. and Silva, P. T. 2004, MNRAS, 353, 329  
Bertolami, O. and Silva, P. T. 2006, MNRAS, 365, 1149  
Bilić, N., Tupper, G. B., and Viollier, R. D. 2002, Phys. Lett. B, 535, 17  
Bond, J. R., Efstathiou G., and Tegmark M. 1997, MNRAS, 291, L33  
Capozziello, S. and Izzo, L. 2008, A&A, 490, 31  
Capozziello, S. and Izzo, L. 2010, arXiv:1003.5319  
Cardone, V. F., Capozziello, S., and Dainotti M. G. 2009, MNRAS, 400, 775  
Chen, D. M. 2003a, ApJ, 587, L55  
Chen, D. M. 2003b, A&A, 397, 415  
Colistete Jr. R., Fabris, J. C., Gonalves, S. V. B. & de Souza, P. E. 2003, Int. J. Mod. Phys. D 13, 669  
Cunha, J. V., Lima, J. A. S. and Alcaniz, J. S. 2004, Phys. Rev. D, 69, 083501  
Dai, Z. G., Liang, E. W., and Xu, D. 2004, ApJ, 612, L101  
Davis T. M., et al. 2007, ApJ, 666, 716D  
Daly, R. A. et al. 2008, ApJ, 677, 1  
Demianski, M., Piedipalumbo, E., and Rubano, C., 2010, arXiv:1010.0855  
Dev, A., Jain, D. and Alcaniz, J. S. 2003, Phys. Rev. D, 67, 023515  
Dev, A., Jain, D. and Alcaniz, J. S. 2004, A&A, 417, 847  
Fabris, J. C., Goncalves, S. V. B. and de Souza, P. E. 2002, astro-ph/0207430  
Firmani, C., Avila-Reese, V., Ghisellini, G., & Ghirlanda, G. 2006, MNRAS, 372, L28  
Firmani, C., Ghisellini, G., Ghirlanda, G., & Avila-Reese, V. 2005, MNRAS, 360, L1  
Freitasa, R. C. et al. 2010, arXiv:1004.5585  
Gao, H., Liang, N., and Zhu, Z. H. 2010, arXiv:1003.5755  
Ghirlanda, G., Ghisellini, G., and Lazzati, D. 2004, ApJ, 613, L13  
Ghirlanda, G., Ghisellini, G., and Firmani, C. 2006, New J. Phys, 8, 123  
Izzo, L. et al. 2009, A&A, 508, 63 [arXiv:0910.1678]  
Kamenshchik, A., Moschella, U. & Pasquier, V. 2001, Phys. Lett. B, 511, 265  
Kodama, Y. et al. 2008, MNRAS, 391, L1  
Komatsu, E. et al. [WMAP Collaboration], 2010, arXiv:1001.4538  
Lewis, A. and Bridle, S. 2002 Phys. Rev. D, 66, 103511.  
URL: <http://cosmologist.info/cosmomc/>.  
Li, M., Li, X.-D., and Zhang, X., 2010, ScChG, 53,1631 [arXiv:0912.3988]  
Li, Z., Wu, P., and Yu, H., 2009, JCAP, 09, 017 [arXiv:0908.3415]  
Liang, E. W. and Zhang, B. 2005, ApJ, 633, 603  
Liang, N., Xiao, W. K., Liu, Y., and Zhang, S. N. 2008, ApJ, 685, 354  
Liang, N. and Zhang, S. N. 2008, AIP Conf. Proc., 1065, 367 [arXiv:0808.2265]  
Liang, N., Wu, P. and Zhang, S. N. 2010, PRD, 81, 083518 [arXiv:0911.5644]  
Liang, N., Wu, P. and Zhu, Z.-H. 2010, arXiv:1006.1105  
Liang, N. and Zhu, Z.-H. 2010, arXiv:1010.2681  
Makler, M., Oliveira, S. Q., and Waga, I. 2003a, Phys. Lett. B, 555, 1  
Makler, M., Oliveira, S. Q., and Waga, I. 2003b, Phys. Rev. D, 68, 123521  
Mosquera Cuesta, H. J. et al. 2008a, JCAP, 07, 04  
Mosquera Cuesta, H. J. et al. 2008b, A&A, 487, 47

- Multamäki, T., Manera, M. and Gaztañaga, E. 2004, *Phys. Rev. D*, 69, 023004
- Nesseris, S. and Perivolaropoulos, L. 2005, *PRD*, 72, 123519
- Percival, W. J. et al. 2010, *MNRAS*, 401, 2148 [arXiv:0907.1660]
- Qi, S., Lu, T., and Wang, F. Y. 2009, *MNRAS*, 398, L78
- Silva, P. T. and Bertolami, O. 2003, *ApJ*, 599, 829
- Wang, F. Y., Dai, Z. G., and Zhu, Z.-H. 2007, *ApJ*, 667, 1
- Wang, F. Y., Dai, Z. G., and Qi, S. 2009, *A&A*, 507, 53
- Wang, T. S. and Liang, N. 2010, *ScChG*, 53, 1720 [arXiv:0910.5835]
- Wei, H. and Cai, R. G. 2008, *Phys. Lett. B* 660, 113 [arXiv:0708.0884]
- Wei, H. and Zhang, S. N. 2009, *EPJC*, 63, 139
- Wei, H. 2009, *EPJC*, 60, 449
- Wei, H. 2010a, *JCAP*, 08, 020 [arXiv:1004.4951]
- Wei, H. 2010b, *PLB*, 692, 167 [arXiv:1005.1445]
- Wright, E. L. 2007, *ApJ*, 664, 633
- Wu, P. and Yu, H. 2007a, *ApJ*, 658, 663
- Wu, P. and Yu, H. 2007b, *Phys. Lett. B*, 644, 16
- Wu, P. and Yu, H. 2007c, *JCAP*, 03, 015
- Xu, L. and Lu, J. 2010, *JCAP*, 03, 025 [arXiv:1004.3344]
- Zhu, Z.-H. 2004, *A&A*, 423, 421