

International Journal of Modern Physics A
 © World Scientific Publishing Company

Measurement of the $\eta \rightarrow \pi^+ \pi^- \pi^0$ decay with WASA-at-COSY detector

PATRIK ADLARSON¹, MARCIN ZIELIŃSKI^{2*} for the WASA-at-COSY Collaboration

¹*Institute for Physics and Astronomy, Uppsala University, Uppsala, 751 20, Sweden*

²*Institute of Physics, Jagiellonian University Kraków, 30-059 Kraków, Poland*

One of the objectives of the physics programme of the WASA-at-COSY facility is to study the isospin violating η hadronic decays into $\pi^+ \pi^- \pi^0$ systems driven by the term of QCD Lagrangian which depends on the d and u quark mass difference. These studies can be made in terms of the Dalitz plot parameters describing the density population which is proportional to the square of the amplitude $|A(x, y)|^2$. This contribution describes the current status of the analysis of the $\eta \rightarrow \pi^+ \pi^- \pi^0$ decay in the $pd \rightarrow {}^3\text{He} \eta$ and as well in the $pp \rightarrow pp\eta$ reaction with WASA-at-COSY.

Keywords: Meson production, hadronic decays, ChPT, WASA-at-COSY

PACS numbers: 11.25.Hf, 123.1K

1. Motivation

The isospin violating strong decay $\eta \rightarrow \pi^+ \pi^- \pi^0$ allows access to light quark mass ratios. At lowest order of chiral perturbation theory (ChPT) the amplitude is proportional to the light quark mass difference ($m_d - m_u$) and may be written as

$$A \propto \frac{m_d - m_u}{F_\pi^2} \left(1 + \frac{3(s - s_0)}{m_\eta^2 - m_\pi^2} \right), \quad (1)$$

where F_π is the pion decay constant, $s = (p_{\pi^+} + p_{\pi^-})^2 = (p_\eta - p_{\pi^0})^2$ and $s_0 = \frac{1}{3}(m_\eta^2 + 2m_{\pi^+}^2 + m_{\pi^0}^2)$. At higher order of ChPT it has been found that final state pion interaction contribute to the decay width^{1,2}. The decay width scales as $\Gamma = \left(\frac{Q_D}{Q}\right)^4 \bar{\Gamma}$, where $Q^2 = \frac{m_s^2 - \hat{m}^2}{m_d^2 - m_u^2}$, $\hat{m} = \frac{1}{2}(m_u + m_d)$, and the decay width $\bar{\Gamma}$ and $Q_D = 24.2$ are calculated in the Dashen limit³. This scaling works under the prerequisite that $\bar{\Gamma}$ is understood reliably. To test this, theoretical predictions and experimental measurements of pion kinematical distributions may be compared in a Dalitz plot, where the axes are defined as $x = \sqrt{3} \frac{T_+ - T_-}{Q_\eta}$, $y = \frac{3T_0}{Q_\eta} - 1$. Here T_+ , T_- and T_0 denote the kinetic energies of π^+ , π^- and π^0 in the rest frame of the η meson, and $Q_\eta = T_+ + T_- + T_0 = m_\eta - 2m_{\pi^+} - m_{\pi^0}$. The standard way to parametrize the Dalitz plot density is a polynomial expansion around the center point: $|A(x, y)|^2 \propto 1 + ay + by^2 + dx^2 + fy^3 + gx^2y + \dots$ where a, b, \dots, g are the

*emial: patrik.adlarson@fysast.uu.se, m.zielinski@uj.edu.pl

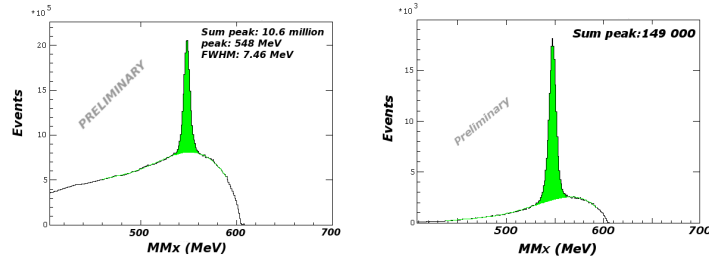
2 *P. Adlarson, M. Zielinski*

Fig. 1. (left) Missing mass for the 2008 data calculated from the identified ${}^3\text{He}$. (right) Missing mass after selecting 3π candidates and including a cut on $MM({}^3\text{He}\pi^+\pi^-)$ and $MM({}^3\text{He}\pi^0)$.

Dalitz plot parameters. The experimental results are dominated by KLOE with a Dalitz plot containing $1.34 \cdot 10^6$ events⁴. This result shows a significant deviation of parameters b and f in comparison to the theoretical predictions based on ChPT. It is therefore important to perform an independent measurement, which is one of the aims of the WASA-at-COSY experiment.

2. $pd \rightarrow {}^3\text{He}\eta$ measurement

In 2008 and 2009 WASA-at-COSY⁵ measured $pd \rightarrow {}^3\text{He}X$ reaction at beam energy 1 GeV, collecting 10^7 and $2 \cdot 10^7$ η mesons respectively. The missing mass with respect to ${}^3\text{He}$ is used to tag the η meson (Fig. 1 left). In addition two tracks of opposite charge are required in the Mini Drift Chamber in the angular range $30.5^\circ < \theta < 150^\circ$. Furthermore two photons with an invariant mass close to π^0 are required. The $pd \rightarrow {}^3\text{He}\pi\pi$ reaction is reduced by imposing conditions on the missing mass calculated for ${}^3\text{He}\pi^+\pi^-$ and the missing mass calculated for ${}^3\text{He}\pi^0$. The preliminary analysis yields 149 000 $\eta \rightarrow \pi^+\pi^-\pi^0$ candidates from the 2008 data, shown in Fig. 1 right. The experimental resolution is better for the η four-momenta from ${}^3\text{He}$ compared to the information derived from the η decay products. Therefore a kinematical fit for the reaction $pd \rightarrow {}^3\text{He}\pi^+\pi^-\pi^0$ has been used with ${}^3\text{He}$ observables fixed and a cut on the 1% level of the probability density function. To estimate the η content in each Dalitz plot bin, a four-degree polynomial fit is performed over the background region and the fitted polynomial is subtracted in the signal region. The preliminary experimental results for the x, y projections of the Dalitz plot are compared in Fig. 2 to Monte Carlo simulations of the $\eta \rightarrow \pi^+\pi^-\pi^0$ weighted with the tree-level prediction (equation 1).

3. $pp \rightarrow pp\eta$ measurement

The measurement of the $pp \rightarrow ppX$ reaction was conducted in 2008 and in 2010 at beam kinetic energy 1.4 GeV. The collected sample of data yields about 10^8 produced η mesons. Two protons were registered using plastic scintillator detectors and straw tube trackers and the charged pions were detected with plastic scintillator

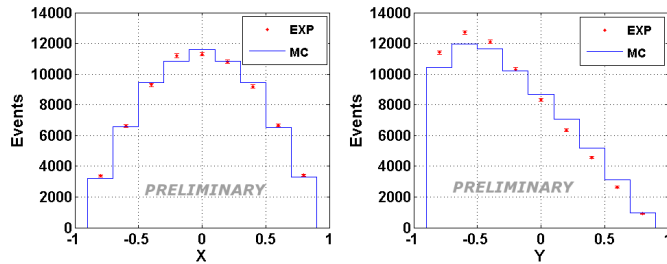
Measurement of the $\eta \rightarrow \pi^+\pi^-\pi^0$ decay with WASA-at-COSY detector 3

Fig. 2. Projections of Dalitz Plot, not corrected for acceptance and normalized to sum of experimental data: **(left)** X-projection **(right)** Y-projection. Solid line indicates MC data and points with error bars experimental values.

detectors and the Mini Drift Chamber. Two protons were used to tag the η meson in the missing mass plot showed in Fig. 3 left (here we present data only from one run). The two γ originating from the π^0 meson decay were registered in the

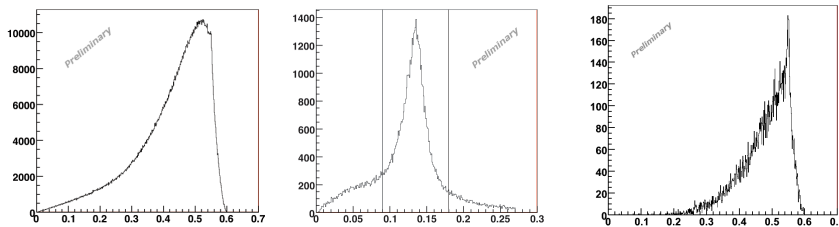


Fig. 3. **(left)** Missing mass of the $pp \rightarrow ppX$ reaction. **(middle)** Invariant mass of two γ with cut lines. **(right)** Missing mass of two protons with the requirement of two γ in coincidence.

electromagnetic calorimeter. The invariant mass of these γ is required to be close to the mass of the π^0 (Fig. 3 middle). Requiring two γ in coincidence with the two protons gives the missing mass as shown in Fig. 3 right.

4. Outlook

The work for both pd and pp data will be continued in order to obtain two independent determinations of the Dalitz plot density for the $\eta \rightarrow \pi^+\pi^-\pi^0$. This includes estimating systematical errors as well as tuning Monte Carlo simulation.

References

1. C. Roiesnel, T. Truong, *Nucl Phys B* **187** (1981) 293.
2. J. Gasser, H. Leutwyler, *Nucl Phys B* **250** (1985) 539.
3. R. Dashen, *Phys Rev* **183** (1969) 1245.
4. KLOE Collab. (F. Ambrosini *et al.*), *JHEP* **05** (2008) 006, arXiv:0801.2642v2 [hep-ex].
5. WASA-at-COSY Collaboration, arXiv:nucl-ex/0411038, (2004).