

Diffractive cross sections and event final states at the LHC *

Konstantin Goulios¹

¹The Rockefeller University

(Dated: November 29, 2021)

We discuss a phenomenological model that describes results on diffractive pp and $\bar{p}p$ cross sections and event final states up to the Fermilab Tevatron energy of $\sqrt{s} = 1.96$ TeV and use it to make predictions for Large Hadron Collider (LHC) energies up to $\sqrt{s} = 14$ TeV and asymptotically as $\sqrt{s} \rightarrow \infty$. The model is anchored in a saturation effect observed in single diffraction dissociation that explains quantitatively the factorization breaking observed in soft and hard pp and $\bar{p}p$ diffractive processes and in diffractive photoproduction and low Q^2 deep inelastic scattering.

PACS numbers: 14.70.Fm, 14.70.Hp, 12.40.Nn, 11.55.Jy

Keywords: diffraction

I. INTRODUCTION

As we entered a new energy frontier at the Large Hadron Collider (LHC) with data collected at $\sqrt{s} = 900$ GeV, 2360 GeV, and 7 TeV from Fall 2009 to Spring 2010, it became painfully clear that the Monte Carlo (MC) simulations designed to represent the collective knowledge of the field on diffractive cross sections and event final states did not meet the challenge presented to them in this new higher energy environment. The most commonly used event generators, PYTHIA [1] and PHOJET [2], were found to disagree not only with the data but also with each other. The latter clearly meant that the two simulations could not both be right. Therefore, an update of the MCs was urgently needed. Because of the importance of Minimum-Bias (MB) MC simulations in estimating trigger rates, backgrounds, and the machine luminosity at the LHC, a “DIFFRACTION” workshop was organized at CERN on 7 May 2010 [3] that brought experimentalists and theorists together to exchange ideas with the goal of producing a reliable MC generator for the LHC. This paper is based on a talk I presented at that meeting and an expanded version presented at this workshop.

Diffraction dissociation in $pp/\bar{p}p$ interactions may be defined by the signature of one or more “large” and characteristically not exponentially suppressed [4] rapidity gaps (regions of rapidity devoid of particles) [5] in the final state. The rapidity gap is presumed to be due to the exchange of a strongly-interacting color singlet quark/gluon combination with the quantum numbers of the vacuum, traditionally referred to as “Pomeron” (P). Diffractive processes are classified as single diffraction (SD), double Pomeron exchange (DPE), also referred to as central dissociation (CD), and double diffraction (DD). In $\bar{p}p$ $SD_{\bar{p}}$ (SD_p), the $p(\bar{p})$ dissociates while the $\bar{p}(p)$ remains intact escaping the collision with momentum close to that of the original beam momentum and

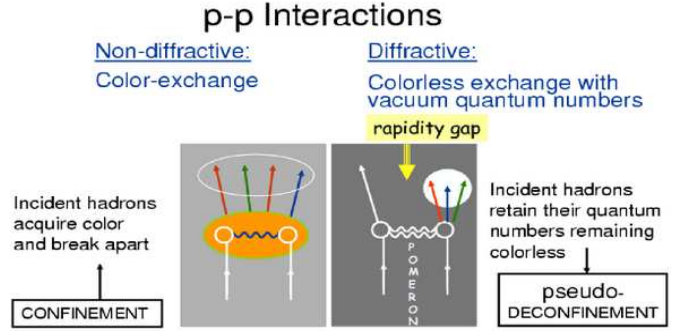


FIG. 1: Non-diffractive and diffractive pp interactions.

separated from the p (\bar{p}) dissociation products by a *forward* gap; in DPE both the \bar{p} and the p escape, resulting in *two forward gaps*; and in DD a *central* gap is formed while both the p and \bar{p} dissociate. The above basic diffractive processes are listed below, along with two additional two 2-gap processes which are combinations of SD and DD and are indicated as SDD:

TABLE I: Diffractive cross sections.

acronym	basic diffractive processes
$SD_{\bar{p}}$	$\bar{p}p \rightarrow \bar{p} + \text{gap} + [p \rightarrow X_p]$,
SD_p	$\bar{p}p \rightarrow [\bar{p} \rightarrow X_{\bar{p}}] + \text{gap} + p$,
DD	$\bar{p}p \rightarrow [\bar{p} \rightarrow X_{\bar{p}}] + \text{gap} + [p \rightarrow X_p]$,
DPE	$\bar{p}p \rightarrow \bar{p} + \text{gap} + X_c + \text{gap} + p$,
2-gap combinations of SD and DD	
$SDD_{\bar{p}}$	$\bar{p}p \rightarrow \bar{p} + \text{gap} + X_c + \text{gap} + [p \rightarrow X_p]$,
SDD_p	$\bar{p}p \rightarrow [\bar{p} \rightarrow X_{\bar{p}}] + \text{gap} + X_c + \text{gap} + p$.

Here, $X_{\bar{p}}$, X_p and X_c represent clusters of particles in rapidity regions not occupied by the gap(s). The 2-gap processes are examples of *multi-gap* diffraction, a term coined by this author to represent events with multiple diffractive rapidity gaps. A special case of DPE is *exclusive production*, where a particle state is centrally produced, as for example a dijet system or a Z boson.

Below, in Sec. II (STRATEGY) we outline the method we follow to implement an algorithm for a MC simulation, in

*Presented at *Forward Physics at LHC Workshop (May 27-29 2010)*, Elba Island, Italy.

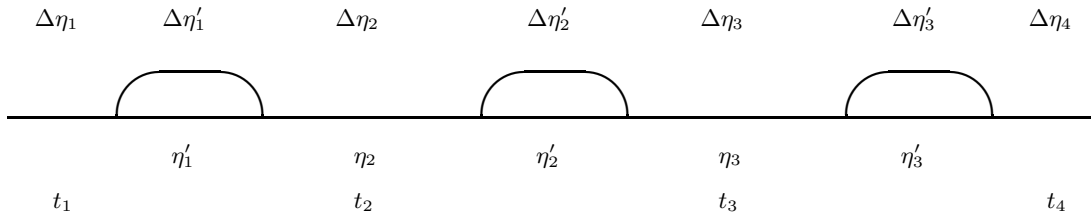


FIG. 2: Average multiplicity $dN/d\eta$ (vertical axis) vs. η (horizontal axis) for a process with four rapidity gaps, $\Delta\eta_i (i = 1 - 4)$.

Sec. III (CROSS SECTIONS AND FINAL STATES) we present excerpts from previous papers on total and differential diffractive cross sections and final states, and in Sec. IV we conclude.

II. STRATEGY

A phenomenology that is used to make predictions for the LHC and beyond should be based on cross sections and final states that incorporate the current knowledge in the field molded into a form that can be extrapolated to higher energies. The issues to be addressed is how to take into account saturation effects that suppress cross sections, and what formulas to use for event final state multiplicity, pseudorapidity, and transverse energy (E_T) [6] distributions. In addition, the structure of an algorithm for implementing this knowledge into a MC simulation should also be addressed. The algorithm must be robust against changes in the collision energy, so that it may be equally well applied to simulate collisions at fixed target energies as well as at the higher energies of pp and $\bar{p}p$ colliders and in astrophysics. In this section, we outline a strategy that addresses these issues.

The following input is used for cross sections and final states:

- (i) $d^2\sigma/d\xi dt$ of the diffractive processes listed in Table I from the RENORM model [7];
- (ii) $\sigma_t(s)$ from SUPERBALL MODEL [8];
- (iii) optical theorem $\rightarrow Im f_{el}(t = 0)$ (imaginary part of the forward scattering amplitude);
- (iv) dispersion relations $\rightarrow Re f_{el}(t = 0)$, using low energy cross sections from global fit [9];
- (v) final states: use “nesting” to describe gap processes, where a *nest* is defined as a region of $\Delta\eta$ where there is particle production, in contrast to a *gap* region where there are no particles [10, 11].

Figure 2 shows a schematic η topology of an event with four rapidity gaps and three nests of final state particles.

The cross section for this configuration is presented in Sec. III A

We propose the following algorithm for generating final states:

- start with a $pp \rightarrow X$ inelastic collision at \sqrt{s} ;
- decide whether the collision is ND or diffractive based on the expected cross sections; if ND, use the ND final state expected at \sqrt{s} ; if diffractive, select $SD_{\bar{p}}$, SD_p , DD, or DPE based on probabilities scaled to the corresponding cross sections;
- for each diffractive event, check whether the region of η where particles are produced, $\Delta\eta'$, is large enough to accommodate additional diffractive rapidity gaps: if *yes*, decide whether or not the event will have other gaps within this region, again using probabilities scaled to the cross sections, and branch off accordingly;
- continue this process until the region $\Delta\eta'$ is too small to accommodate another diffractive gap.

It is important to note that in our definition of a ND collision there are no diffractive gaps whatsoever in the final state of the event. In this respect, this definition differs from those of “inclusive” or “non-single-diffractive” definitions of ND events used in the literature.

III. CROSS SECTIONS AND FINAL STATES

In this section, we discuss briefly the diffraction dissociation and total cross sections using information and/or excerpts from Refs. [7, 13].

A. Diffractive cross sections

In Ref. [12], the following expression is obtained for the SD cross section [quoting]:

$$\underbrace{C_{gap} \cdot F_p^2(t)}_{P_{gap}(\Delta\eta, t)} \left\{ e^{(\epsilon + \alpha' t)\Delta\eta} \right\}^2 \cdot \kappa \cdot \left[\sigma_\circ e^{\epsilon\Delta\eta'} \right], \quad (1)$$

where:

(i) the factor in square brackets represents the cross section due to the wee partons in the η -region of particle production $\Delta\eta'$;

(ii) $\Delta\eta = \ln s - \Delta\eta'$ is the rapidity gap;

(iii) κ is a QCD color factor selecting color-singlet gg or $q\bar{q}$ exchanges to form the rapidity gap;

(iv) $P_{gap}(\Delta\eta, t)$ is a gap probability factor representing the elastic scattering between the dissociated proton (cluster of dissociation particles) and the surviving proton;

(v) $N_{gap}(s)$ is the integral of the gap probability distribution over all phase-space in t and $\Delta\eta$;

(vi) $F_p(t)$ in $P_{gap}(\Delta\eta, t)$ is the proton form factor $F_p(t) = e^{b_\circ t} \dots$; and

(vii) C_{gap} is a normalization constant, whose value is rendered irrelevant by the renormalization division by $N_{gap}(s)$

By a change of variables from $\Delta\eta$ to M^2 using $\Delta\eta' = \ln M^2$ and $\Delta\eta = \ln s - \ln M^2$, Eq. (1) takes the form:

$$\frac{d^2\sigma(s, M^2, t)}{dM^2 dt} = \left[\frac{\sigma_\circ}{16\pi} \sigma_\circ^{Pp} \right] \frac{s^{2\epsilon}}{N(s)} \frac{1}{(M^2)^{1+\epsilon}} e^{bt} \\ s \xrightarrow{\infty} \left[2\alpha' e^{\frac{\epsilon b_0}{\alpha'}} \sigma_\circ^{Pp} \right] \frac{\ln s^{2\epsilon}}{(M^2)^{1+\epsilon}} e^{bt}, \quad (2)$$

where $b = b_0 + 2\alpha' \ln \frac{s}{M^2}$ [b is the slope of the diffractive t -distribution]. Integrating this expression over M^2 and t yields the total single diffractive cross section,

$$\sigma_{sd} \xrightarrow{s \rightarrow \infty} 2 \sigma_\circ^{Pp} \exp \left[\frac{\epsilon b_0}{2\alpha'} \right] = \text{constant} \equiv \sigma_{sd}^\infty. \quad (3)$$

The remarkable property that the total single diffractive cross section becomes constant as $s \rightarrow \infty$ is a direct consequence of the coherence condition required for the recoil proton to escape the interaction intact. This condition selects one out of several available wee partons to provide a color-shield to the exchange and enable the formation of a diffractive rapidity gap.

Details are presented in Ref. [12], where this formulation of the cross section is used to derive the ratio of the

intercept to the slope of the Pomeron trajectory. Good agreement with the ratio extracted from measurements is obtained, providing support for the renormalization approach used in the phenomenology.

A similar expression may be used for DD, DPE, and multigap processes, as discussed in Refs. [10, 11]. For example, the differential cross section for the process displayed in Fig. 2 is derived in Ref. [11] as [quoting]:

$$\frac{d^{10}\sigma^D}{\prod_{i=1}^{10} dV_i} = N_{gap}^{-1} \underbrace{F_p^2(t_1) F_p^2(t_4) \prod_{i=1}^4 \left\{ e^{[\epsilon + \alpha' t_i] \Delta\eta_i} \right\}^2}_{\text{gap probability}} \\ \times \kappa^4 \left[\sigma_\circ e^{\epsilon \sum_{i=1}^3 \Delta\eta_i} \right], \quad (4)$$

where the term in square brackets is the pp total cross section at the reduced s -value, defined through $\ln(s'/s_0) = \sum_i \Delta\eta'_i$, κ (one for each gap) is the QCD color factor for gap formation, the gap probability is the amplitude squared for elastic scattering between two diffractive clusters or between a diffractive cluster and a surviving proton with form factor $F_p^2(t)$, and N_{gap} is the (re)normalization factor defined as the gap probability integrated over all 10 independent variables t_i , η_i , η'_i , and $\Delta\eta \equiv \sum_{i=1}^4 \Delta\eta_i$.

The renormalization factor N_{gap} is a function of s only. The color factors are $c_g = (N_c^2 - 1)^{-1}$ and $c_q = 1/N_c$ for gluon and quark color-singlet exchange, respectively. Since the reduced energy cross section is properly normalized, the gap probability is (re)normalized to unity. The quark to gluon fraction, and thereby the Pomeron intercept parameter ϵ may be obtained from the inclusive parton distribution functions (PDFs) [13]. Thus, normalized differential multigap cross sections at $t = 0$ may be fully derived from inclusive PDFs and QCD color factors without any free parameters.

The exponential dependence of the cross section on $\Delta\eta_i$ leads to a renormalization factor $\sim s^{2\epsilon}$ independent of the number of gaps in the process. This remarkable property of the renormalization model, which was confirmed in two-gap to one-gap cross section ratios measured by the CDF Collaboration (see Ref. [13]), suggests that multigap diffraction can be used as a tool for exploring the QCD aspects of diffraction in an environment free of rapidity gap suppression effects. The LHC with its large rapidity coverage provides the ideal arena for such studies.

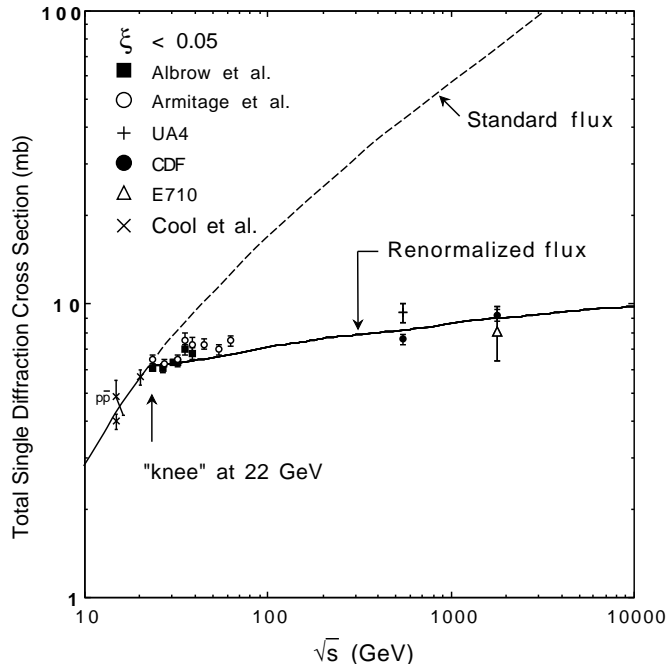


FIG. 3: Total $pp/\bar{p}p$ single-diffraction dissociation cross section data (sum of both \bar{p} and p dissociation) for $\xi < 0.05$ compared with predictions based on the standard and the renormalized Pomeron flux (from Ref. [7]).

B. The total cross section

In Ref. [8], an analytic expression is obtained for the total cross section using a parton model approach and exploiting a saturation effect observed in the SD cross section. The abstract of Ref. [8] reads [quoting]:

The single-diffractive and total pp cross sections at the LHC are predicted in a phenomenological approach that obeys all unitarity constraints. The approach is based on the renormalization model of diffraction and a saturated Froissart bound for the total cross section yielding $\sigma_t = (\pi/s_o) \cdot \ln^2(s/s_F)$ for $s > s_F$, where the parameters s_o and s_F are experimentally determined from the \sqrt{s} -dependence of the single-diffractive cross section.

The following strategy is used in Ref. [8] [quoting]:

- Use the Froissart formula as a *saturated* cross section rather than as a bound above s_F :

$$\sigma_t(s > s_F) = \sigma_t(s_F) + \frac{\pi}{m^2} \cdot \ln^2 \frac{s}{s_F}$$

- This formula should be valid above the *knee* in σ_{sd} vs. \sqrt{s} at $\sqrt{s_F} = 22$ GeV (Fig. 3) and therefore valid at $\sqrt{s} = 1800$ GeV.

- Use $m^2 = s_o$ in the Froissart formula multiplied by $1/0.389$ to convert it to mb^{-1} .
- Note that contributions from Reggeon exchanges at $\sqrt{s} = 1800$ GeV are negligible, as can be verified from the global fit of Ref. [9].
- Obtain the total cross section at the LHC:

$$\sigma_t^{\text{LHC}} = \sigma_t^{\text{CDF}} + \frac{\pi}{s_o} \cdot \left(\ln^2 \frac{s^{\text{LHC}}}{s_F} - \ln^2 \frac{s^{\text{CDF}}}{s_F} \right)$$

For a numerical evaluation of σ^{LHC} we use as input the CDF cross section at $\sqrt{s} = 1800$ GeV, $\sigma_t^{\text{CDF}} = 80.03 \pm 2.24$ mb, the Froissart saturation energy $\sqrt{s_F} = 22$ GeV, and the parameter s_o .

...The resulting prediction for the total cross section at the LHC at $\sqrt{s} = 14$ TeV is:

$$\sigma_{14 \text{ TeV}}^{\text{LHC}} = (80 \pm 3) + (29 \pm 12) = 109 \pm 12 \text{ mb.}$$

For $\sqrt{s} = 7$ TeV, the predicted cross section is:

$$\sigma_{7 \text{ TeV}}^{\text{LHC}} = 98 \pm 8 \text{ mb [at } \sqrt{s} = 7 \text{ TeV]},$$

The result for $\sqrt{s} = 14$ TeV is in good agreement with $\sigma_t^{\text{CMG}} = 114 \pm 5$ mb obtained by the global fit of Ref. [9], where the uncertainty was estimated from $\delta\epsilon$ and the s^ϵ dependence from which the value of the parameter s_o was obtained.

IV. CONCLUSIONS

We briefly discuss a phenomenological model that describes available results on diffractive pp and $\bar{p}p$ cross sections and event final states up to the Fermilab Tevatron energy of $\sqrt{s} = 1.96$ TeV and refer the reader to previous publications for further details. We also outline a procedure to be used to implement the predictions of the model into a Monte Carlo simulation that is robust against changes in the collision energy, so that it may be equally well applied to simulate collisions at fixed target energies as well as at the higher energies of the Tevatron, the LHC, and beyond. The model is anchored in a saturation effect observed in single diffraction dissociation that explains quantitatively the factorization breaking observed in soft and hard pp and $\bar{p}p$ diffractive processes and in diffractive photoproduction and low Q^2 deep inelastic scattering.

V. ACKNOWLEDGMENTS

I would like to thank my colleagues at The Rockefeller University and my collaborators at the Collider Detector at Fermilab for providing the interactive environment in which this work was made possible, and the organizers of the Workshop for putting together a comprehensive

program of presentations at the threshold in time of the opening of a new era in particle physics at the Large

Hadron Collider.

-
- [1] T. Sjöstrand, S. Mrenna, and P. Skands, “PYTHIA 6.4 physics and manual,” JHEP05(2006)026; arXiv:hep-ph/0603175v2 (12 May 2006).
- [2] F. W. Bopp, R. Engel, and J. Ranft, “Rapidity gaps and the PHOJET Monte Carlo”, arXiv:hep-ph/9803437.
- [3] Konstantin Goulios, “Diffractive cross sections and event final states at the LHC,” in *Diffraction*, CERN, Geneva, Switzerland, 07 May 2010 CERN; <http://indico.cern.ch/conferenceDisplay.py?confId=91253>
- [4] J. D. Bjorken, Phys. Rev. D **47**, 101-113 (1993).
- [5] Rapidity, $y = \frac{1}{2} \ln \frac{E+p_L}{E-p_L}$, and pseudorapidity, $\eta = -\ln \tan \frac{\theta}{2}$, are used interchangeably, since in the kinematic regions of interest they are approximately equal.
- [6] Transverse energy is defined as $E_T = E \sin \theta$, and missing E_T as $\cancel{E}_T = |\vec{\cancel{E}}_T|$ with $\vec{\cancel{E}}_T = -\sum_i E_T^i \hat{n}_i$, where \hat{n}_i is a unit vector perpendicular to the beam axis and pointing at the i^{th} calorimeter tower. The sum E_T is defined by $\sum E_T = \sum_i E_T^i$. Both sums are over all calorimeter towers above the set thresholds. The missing E_T significance is defined as $S_{\cancel{E}} \equiv \cancel{E}_T / \sqrt{\sum E_T^2}$
- [7] K. Goulios, Phys. Lett. B **358**, 379 (1995); Erratum-*ib.* **363**, 268 (1995).
- [8] M. Deile, D d’Enterria, A. De Roeck (eds.), in *Proc. of 13th International Conference on Elastic and Diffractive Scattering (13th “Blois Workshop)* (CERN, Geneva, Switzerland, 2009); online version <http://arxiv.org/abs/1002.3527>.
- [9] R. J. M. Covolan, J. Montanha and K. Goulios, Phys. Lett. B **389**, 176 (1996).
- [10] Konstantin Goulios, in *Proc. of CORFU-2001: Summer Institute on Elementary Particle Physics*, Corfu, Greece, 31 Aug. to 13 Sept. 2001; arXiv:hep-ph/0203141v2.
- [11] Konstantin Goulios, in *Proc. of DIS-2005*, AIP Conf. Proc. 792:515-518, 2005
- [12] Konstantin Goulios, *Pomeron intercept and slope: the QCD connection*, arXiv:0812.4464v2 [hep-ph] 26 Mar 2009.
- [13] K. Goulios, “Hadronic diffraction: where do we stand”? in *Proc. of Les Rencontres de Physique de la Vallée d’Aoste: Results and Perspectives in Particle Physics*, La Thuile, Italy, February 27 - March 6, 2004, Frascati Physics Series, Special 34 Issue (Mario Greco, ed.); arXiv:hep-ph/0407035v1.