

Minimum-Area Enclosing Triangle with a Fixed Angle

Prosenjit Bose*[†]

Jean-Lou De Carufel*[‡]

August 24, 2021

Abstract

Given a set S of n points in the plane and a fixed angle $0 < \omega < \pi$, we show how to find in $O(n \log n)$ time all triangles of minimum area with one angle ω that enclose S . We prove that in general, the solution cannot be written without cubic roots. We also prove an $\Omega(n \log n)$ lower bound for this problem in the algebraic computation tree model. If the input is a convex n -gon, our algorithm takes $\Theta(n)$ time.

1 Introduction

In geometric optimization, the goal is often to find an optimal object or optimal placement of an object subject to a number of geometric constraints. Examples include finding the smallest circle enclosing a point set [Meg83, Wel91] or finding the smallest circle enclosing at least k points of a point set of n points ($k \leq n$) [ESZ94, Mat95]. In our setting, we study the following problem: given a set S of n points in the plane, find all the triangles of minimum area with a fixed angle ω , $0 < \omega < \pi$, that enclose S . When no constraint is put on the angles, Klee and Laskowski [KL85] gave an $O(n \log^2 n)$ time algorithm for finding the minimum-area enclosing triangle. This was later improved to $O(n \log n)$ by O'Rourke et al. [OAMB86]. Bose et al. [BMSS11] provided optimal algorithms for the setting where one wishes to find the minimum-area isosceles triangles. The setting we explore here is in between the two. We place a restriction on the angle but do not insist on the triangle to be isosceles. Our solution, which we outline below, uses ideas from the solutions of Klee and Laskowski and Bose et al.

The five main steps of the algorithm are presented in Sections 2, 3, 4, 5 and 6. Each section outlines one step, proves the mathematical formulas involved and gives its time complexity. As we present in Section 5, at some point, the algorithm needs to calculate the roots of a fourth degree polynomial. This is unfortunate when it comes to numerical robustness. However, in Section 7, we show that we cannot dodge such algebraic expressions. Finally, we prove an $\Omega(n \log n)$ lower bound for this problem in the algebraic computation tree model.

*Computational Geometry Lab, School of Computer Science, Carleton University.

[†]This research was partially supported by NSERC (Natural Sciences and Engineering Research Council of Canada).

[‡]This research was partially supported by FQRNT (Fonds québécois de la recherche sur la nature et les technologies).

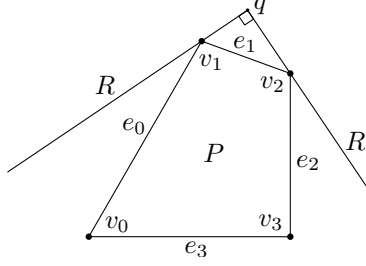


Figure 1: In this example, P is a quadrilateral and $\omega = \frac{1}{2}\pi$.

2 Overview and Preliminaries

Since the solution to the general problem only needs to consider the vertices of the convex hull of S , the first step is to compute the convex hull. In the remainder of the paper, we assume that the input is a convex n -gon with vertices given in clockwise order.

Let P be a convex n -gon (refer to Figure 1). We denote the edges and the vertices of P in clockwise order by e_i and v_i for $0 \leq i \leq n - 1$ (all index manipulation is modulo n). Here and in the following sections, as we present the algorithm, we trace each step through the example of Figure 1.

We begin with two definitions.

Definition 1 (ω -wedge). *Let q be a point in the plane and ω be an angle ($0 < \omega < \pi$). Let R and R' be two rays emanating from q such that the angle between R and R' is ω . We say that the closed set formed by q , R , R' and the points between R and R' creates an ω -wedge, denoted $\mathcal{W}(\omega, q, R, R')$. The point q is called the apex of the ω -wedge. An ω -wedge W touches a polygon P when $P \subseteq W$ and both R and R' touch P , i.e. $R \cap P \neq \emptyset$ and $R' \cap P \neq \emptyset$ (refer to Figure 1).*

For the rest of the paper, when looking at an ω -wedge facing down, R represents the left ray and R' represents the right ray (refer to Figure 1). Also, when we make the ω -wedge turn around P , we do it clockwise.

Definition 2 (ω -cloud). *Let P be a convex n -gon and ω be an angle ($0 < \omega < \pi$). By rotating an ω -wedge around P while continually touching P , the apex traces a sequence of circular arcs that we call an ω -cloud (refer to Figure 2).*

There are many technical details involved in the solution to this problem. Before getting too caught up in these details, let us first review the general approach to our solution.

Since we only consider enclosing triangles with an angle of ω , each optimal triangle can be constructed from an ω -wedge that touches P . Therefore, we consider all possible ω -wedges that touch P . The apices of these ω -wedges lie on an ω -cloud Ω which consists of a linear number of pieces of circular arcs (refer to [BMSS11]). Then, for each of these ω -wedges, it is possible to find the minimal triangle by identifying a third side. For the triangle to be optimal, the midpoint of this third side has to touch P (see Proposition 3 and Corollary 6). Hence, for each ω -wedge touching P , there is one and only one triangle to consider for optimality.

Moreover, when the apex q of an ω -wedge W moves clockwise along the ω -cloud Ω , the midpoint m of the third side of the optimal triangle moves clockwise along P (see Lemma 7). As W moves, we note the positions of q where m leaves an edge of P and where m enters a new edge of P . These

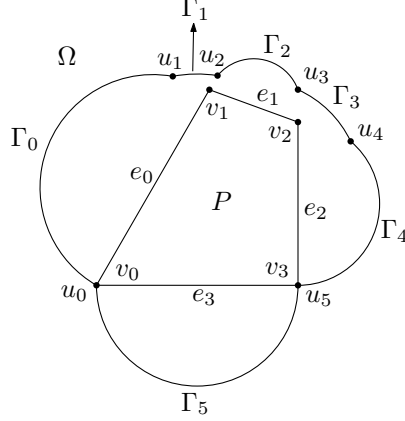


Figure 2: **Step 1**: Ω is the $\frac{1}{2}\pi$ -cloud of P ($n' = 6$).

positions of q are important event points. They divide Ω into a linear number of components (see Section 4). Let \mathcal{C} be one of these components. We prove that the minimum-area triangle having a vertex (hence an angle ω) on \mathcal{C} can be computed in constant time (see Lemmas 10, 11, 12 and 13). We then have a linear number of candidates (one for each piece of Ω) to consider rather than infinitely many if we had to take all possible ω -wedges touching P into account. What remains is to identify the optimal ones from these linear candidates. With this in mind, the technical details will fall into place.

Step 1 Compute the ω -cloud around P and denote it by Ω .

The ω -cloud Ω consists of $n' = O(n)$ circular arcs that we denote in clockwise order by Γ_i for $0 \leq i \leq n' - 1$. The intersection point of Γ_i and Γ_{i+1} is denoted by u_{i+1} for $0 \leq i \leq n' - 1$ (refer to Figure 2). We also refer to Γ_i by the closed set $[u_i, u_{i+1}]$ containing all the points of Γ_i . **Step 1** takes $O(n)$ time (refer to [BMSS11]).

3 Optimal Solution Given a Fixed ω -Wedge

In this section, we present a routine that computes the minimum-area enclosing triangle from a fixed ω -wedge touching P (see Algorithm 4). Then we describe **Step 2** that uses this routine.

Take any ω -wedge $W = \mathcal{W}(\omega, q, R, R')$ that touches P . Find $b \in R$ (respectively $c \in R'$) such that P is enclosed in $\triangle qbc$ and the midpoint m of bc is on P . We claim that

1. it is always possible to find b and c satisfying these properties,
2. $\triangle qbc$ is the minimum-area triangle enclosing P that can be constructed with $\mathcal{W}(\omega, q, R, R')$,
3. it takes $O(n)$ time to compute $\triangle qbc$.

These claims are proven in Proposition 3, Algorithm 4, Lemma 5 and Corollary 6.

We first address the case where q is outside of P .

Proposition 3. *Let P be a convex n -gon and q be a point outside of P . Let $\triangle qbc$ be the triangle that encloses P such that the midpoint m of bc lies on P . The following is true:*

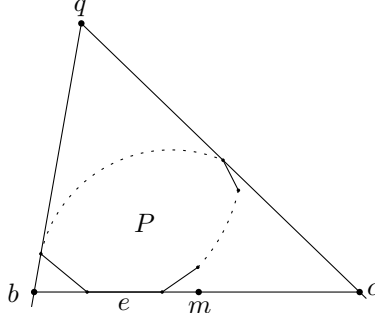


Figure 3: $\triangle qbc$ exists.

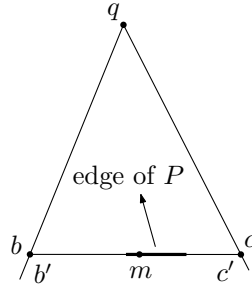


Figure 4: $m = m'$ is not a vertex of P .

1. $\triangle qbc$ exists and is unique (hence it is well-defined).
2. Among all triangles that enclose P and have q as a vertex, $\triangle qbc$ is the unique one of minimum area.

Proposition 3 was first proven by Klee and Laskowski (refer to [KL85, Lemma 1.2]). We propose a slightly different proof. Among other things, we stress the fact that $\triangle qbc$ always exists.

Proof.

1. Take b and c on the rays that support P from q such that an edge e of P is flush with bc (refer to Figure 3). If $m \in e$, then we are done. If not, suppose without loss of generality that m is between e and c . Move b along its ray such that b gets farther from q and bc stays tangent to P . Therefore c gets closer to q . Since m moves continuously as b moves along its ray, m will eventually touch an edge of P . This continuity argument implies the existence of $\triangle qbc$.

Suppose there are two triangles, namely $\triangle qbc$ and $\triangle qb'c'$ with midpoints m and m' respectively. We show that these two triangles are equal. There are three cases to consider: (1) $m = m'$, (2) $m \neq m'$ and both belong to the same edge of P or (3) $m \neq m'$ and both belong to different edges of P .

- (1) If $m = m'$ is not on a vertex of P , then it lies in the interior of an edge of P (refer to Figure 4). Hence this aforementioned edge is in $bc \cap b'c'$. This implies that $b = b'$ and $c = c'$.

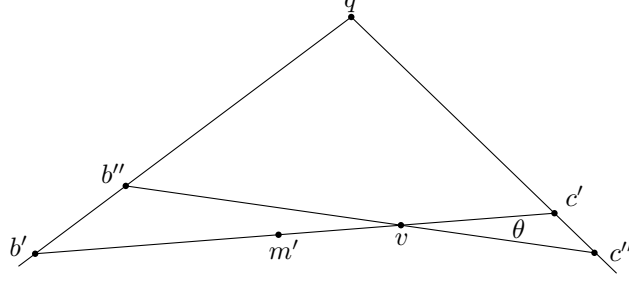


Figure 7: $\triangle qbc$ has minimum area.

- (3) Suppose $m \neq m'$ do not belong to the same edge of P . This case is similar to the case where $m \neq m'$ and both points are on the same edge of P .
2. Let $\triangle qb'c'$ be a triangle of minimum area that circumscribes P and has q as a vertex (refer to Figure 7). Suppose for a contradiction that the midpoint m' of $b'c'$ does not lie on one of the edges of P (refer to Figure 7).

Since P is convex and $\triangle qb'c'$ circumscribes P , the following construction is possible. Let $v \in b'c'$ be the vertex of P closest to m' . Without loss of generality, suppose $vc' < vb'$. Let $b''c''$ be a line segment that goes through v and such that $b'' \in qb'$ and c'' lies on the line through q and c' . Let $\theta = \angle c'vc''$. We have $\angle b'vb'' = \angle c'vc''$ since they are vertical angles. If θ is sufficiently small, then $vc'' < vb''$ and $\triangle qb''c''$ circumscribes P .

Therefore

$$\begin{aligned}
 \text{area}(\triangle qb'c') &= \text{area}(\triangle b'vb'') + \text{area}([qb''vc']) \\
 &= \frac{1}{2}|vb'| |vb''| \sin(\theta) + \text{area}([qb''vc']) \\
 &> \frac{1}{2}|vc'| |vc''| \sin(\theta) + \text{area}([qb''vc']) \\
 &= \text{area}(\triangle c'vc'') + \text{area}([qb''vc']) \\
 &= \text{area}(\triangle qb''c'') ,
 \end{aligned}$$

which contradicts the fact that $\triangle qb'c'$ has minimum area. So m' lies on one of the edges of P and $\triangle qb'c'$ is a local minimum among triangles circumscribing P and having q as a vertex. We proved in Point 1 that there exists one and only one such triangle. \square

Given the setting of Proposition 3, we show how to compute $\triangle qbc$ in $O(n)$ time. In Algorithm 4, the edges of P are considered in clockwise order. The variable $edge$ indicates the edge of P that is currently being considered and $\text{next}(edge)$ represents the edge next to it in clockwise order. Algorithm 4 uses Lemma 5 that is presented after this routine.

Algorithm 4. (*Minimum-Area Enclosing Triangle with a Fixed ω -Wedge*)

- **INPUT:** A convex n -gon P and an ω -wedge $W = \mathcal{W}(\omega, q, R, R')$ touching P which supports P at vertices v_0 and v_k (refer to Figure 8).
- **OUTPUT:** The minimum-area triangle enclosing P that can be constructed with $\mathcal{W}(\omega, q, R, R')$.

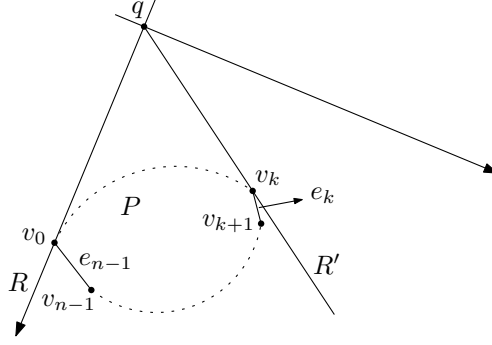


Figure 8: Computing $\triangle qbc$ takes $O(n)$ time.

1. $edge \leftarrow e_k$.
2. If the line through edge does not intersect R or R' ,
 - $edge \leftarrow next(edge)$.
 - Go to 2.
3. Let b (respectively c) be the intersection point of R (respectively R') and the line through edge. If the midpoint of bc is on edge, return $\triangle qbc$.
4. If the midpoint of bc is between b and edge,
 - $edge \leftarrow next(edge)$.
 - Go to 3.
5. If the computation reaches this step, it means that the midpoint of bc is between edge and c .
 - Place the Cartesian coordinate system on W such that $q = (0,0)$ and R is the positive x -axis (refer to Figure 8).
 - Let $v = (s, t) := edge \cap previous(edge)$.
 - Take $b = (2(s - t \cot(\omega)), 0)$ and $c = (2t \cot(\omega), 2t)$ (refer to the proof of Lemma 5).
 - Return $\triangle qbc$.

In the worst case, Algorithm 4 considers all the edges of P . Since it spends $O(1)$ time per edge, it takes $O(n)$ time total.

Lemma 5. Let R and R' be two lines intersecting at q and let ω ($0 < \omega < \pi$) be the angle between R and R' . Let v be a point in $\mathcal{W}(\omega, q, R, R')$ ($v \notin R$ and $v \notin R'$). In $O(1)$ time, we can compute $b \in R$ and $c \in R'$ such that b, v and c lie on a single line and v is the midpoint of bc .

Proof. Without loss of generality, suppose R is the x -axis, R' is the line¹ $x - \cot(\omega)y = 0$ and let $v = (s, t)$ (refer to Figure 9). We have $t > 0$ and $s - \cot(\omega)t \neq 0$ since $v \notin R$ and $v \notin R'$,

¹ In what follows, several algebraic expressions are written using $\cot(\cdot)$ where it seems that they could be simplified by using $\tan(\cdot)$ instead. However, we write $\cot(\cdot)$ in order to properly deal with the angle $\frac{1}{2}\pi$.

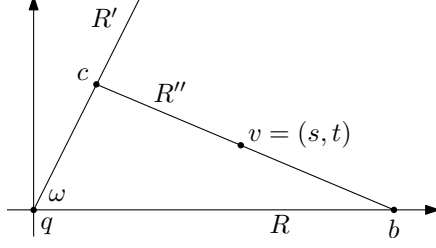


Figure 9: Proof of Lemma 5.

respectively.

Let R'' be a line containing v such that R is not parallel to R'' and R' is not parallel to R'' . The line R'' is the one containing the points b and c we are looking for. There are two cases to consider: (1) R'' is not vertical or (2) R'' is vertical.

- (1) Suppose R'' is not vertical. Let b be the intersection point of R and R'' , and c the intersection point of R' and R'' . The general equation of R'' is $y = \lambda(x - s) + t$. Note that $\lambda \neq 0$ since R is not parallel to R'' and $1 - \lambda \cot(\omega) \neq 0$ since R' is not parallel to R'' . Calculating the intersection point of R and R'' , and of R' and R'' , we find that the general coordinates of b and c are $b = \left(\frac{\lambda s - t}{\lambda}, 0\right)$ and $c = \left(\frac{t - \lambda s}{1 - \lambda \cot(\omega)} \cot(\omega), \frac{t - \lambda s}{1 - \lambda \cot(\omega)}\right)$. We are looking for λ such that $|bv| = |vc|$, so we need to isolate λ in

$$\left(\frac{\lambda s - t}{\lambda} - s\right)^2 + (0 - t)^2 = \left(\frac{t - \lambda s}{1 - \lambda \cot(\omega)} \cot(\omega) - s\right)^2 + \left(\frac{t - \lambda s}{1 - \lambda \cot(\omega)} - t\right)^2,$$

which solves to $\lambda = \frac{t}{2t \cot(\omega) - s}$. Therefore $b = (2(s - t \cot(\omega)), 0)$ and $c = (2t \cot(\omega), 2t)$.

- (2) Suppose R'' is vertical. Therefore $0 < \omega < \frac{1}{2}\pi$, otherwise R'' is not the expected line. Using the notation of the previous case, we get that the equation of R'' is $x = s$. Moreover, $b = (s, 0)$ and $c = (s, s \tan(\omega))$. We want $|bv| = |vc|$, which means

$$(s - s)^2 + (0 - t)^2 = (s - s)^2 + (s \tan(\omega) - t)^2.$$

So this situation occurs if and only if $2t = s \tan(\omega)$ and the solution is $b = (s, 0) = (2(s - t \cot(\omega)), 0)$ and $c = (s, s \tan(\omega)) = (2t \cot(\omega), 2t)$.

Hence the global solution is $b = (2(s - t \cot(\omega)), 0)$ and $c = (2t \cot(\omega), 2t)$ in all cases. \square

Note that what we obtained is more general than our claims. Denote by T the triangle computed by Proposition 3 together with Algorithm 4 and Lemma 5. Because q is outside of P and $\mathcal{W}(\omega, q, R, R')$ touches P , not only is T the minimum-area triangle enclosing P that can be constructed with $\mathcal{W}(\omega, q, R, R')$, it is also the minimum-area triangle enclosing P and having q as a vertex.

When q is on P , we can compute the minimum-area triangle enclosing P that can be constructed with $\mathcal{W}(\omega, q, R, R')$ in the same way. However, in general, it does not correspond to the minimum-area triangle enclosing P and having q as a vertex (see Figure 11 and the discussion at the beginning of Section 4).

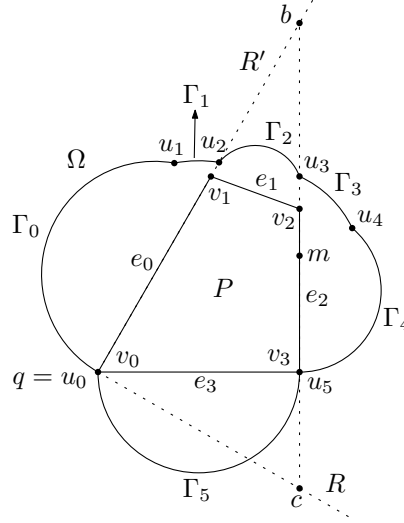


Figure 10: **Step 2:** $\triangle abc$ is constructed with $\mathcal{W}(\frac{1}{2}\pi, q, R, R')$ where $q = u_0 \in \Gamma_0$.

Corollary 6. Consider an ω -wedge $W = \mathcal{W}(\omega, q, R, R')$ touching P such that q is on P . Then q is on one of the vertices of P and the minimum-area triangle enclosing P that can be constructed with W can be computed in $O(n)$ time.

Therefore, given any fixed ω -wedge W touching P , we can compute the minimum-area triangle enclosing P that can be constructed with W . The midpoint m of the third side of this optimal triangle has to be on P . In **Step 3** (see Section 4), we need to know the exact position of m for one fixed ω -wedge touching P . However, it does not matter for what ω -wedge touching P we know the position of m , as long as we know it for one. Therefore, in **Step 2**, we fix an arbitrary ω -wedge W touching P and we compute the position of m .

Step 2 Let $q \in \Gamma_0$ be such that $q = u_0$. Consider the ω -wedge $W = \mathcal{W}(\omega, q, R, R')$ that touches P (refer to Figure 10). Apply Algorithm 4 with P and W .

Consider Figure 2. Any ω -wedge touching P and having its vertex in $\Gamma_0 \setminus \{u_0, u_1\}$ is such that $v_0 \in R'$ and $v_1 \in R$. This property easily generalizes to the case where the apex of the ω -wedge is on u_0 or on u_1 . Therefore, when we specify $q \in \Gamma_0$ and $q = u_0$, we imply that $v_0 \in R'$ and $v_1 \in R$, and hence the ω -wedge is unique. However, in the example of Figure 10, there are infinitely many other ω -wedges touching P and having $q = u_0$ as a vertex to consider because u_0 is on a vertex of P (indeed $u_0 = v_0$). The algorithm will consider these other ω -wedges later (see Section 4).

From Proposition 3, Algorithm 4, Lemma 5 and Corollary 6, **Step 2** takes $O(n)$ time.

4 Walking Around the ω -Cloud

In the previous section, we computed the minimum-area triangle enclosing P that can be constructed with a given ω -wedge $\mathcal{W}(\omega, q, R, R')$. The next step is to consider all possible ω -wedges touching P and having their apex on Ω . For each of these ω -wedges, we can compute the minimum-area triangle enclosing P . The final solution is the minimum among all these triangles. Of course,

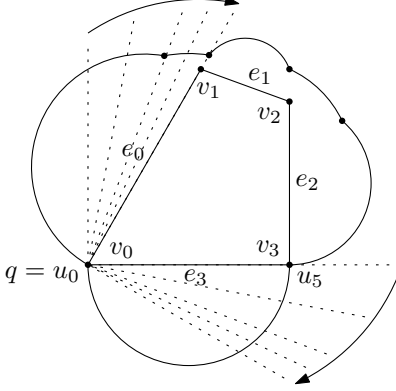


Figure 11: $\frac{1}{2}\pi$ -wedge turning clockwise around a corner.

there are infinitely many such triangles. However, we show that we need to consider only $O(n)$ of these triangles.

In what follows, we consider the points of Ω and the related ω -wedges in clockwise order. When thinking of all possible ω -wedges touching P and having their apex on Ω , one must pay attention to the following case. If q is the endpoint of one of the circular arcs u_i of Ω , and if at the same time this endpoint is one of the vertices v_j of P , then there are infinitely many ω -wedges to consider (refer to Figure 11). This situation occurs when ω is greater than the angle between the two edges e_{j-1} and e_j . Then the ω -wedge turns around the corner created by e_{j-1} and e_j while its apex q stays on the vertex v_j .

The following lemma describes the behaviour of m (the midpoint of bc constructed in **Step 2**) as q moves clockwise along Ω . Some hypotheses of this lemma are written using the expression “close enough”. Its meaning is twofold. First, as an ω -wedge $W = \mathcal{W}(\omega, q, R, R')$ touching P moves continuously such that its apex q stays on Ω , the midpoint m of bc also moves continuously. Secondly, let e be an edge of P . If $m \in e$, it is possible to move q such that m stays on e . Such a displacement of q has to be of less than ε for an $\varepsilon > 0$ and such an ε always exists.

What needs to be shown is that m moves clockwise along P .

Lemma 7. *As an ω -wedge $W = \mathcal{W}(\omega, q, R, R')$ touching P moves clockwise such that its apex q stays on Ω , the midpoint m of bc —the third edge of the minimum-area triangle enclosing P that can be constructed with W — moves clockwise along P .*

Specifically, take $q', q'' \in \Omega$ with q'' clockwise from q' . Denote by m' (respectively by m'') the midpoint of the third side of the minimum-area triangle associated with the ω -wedge touching P with apex q' (respectively with apex q'').

1. *If $q' \in \Gamma_i \setminus \{u_{i+1}\}$ ($0 \leq i \leq n' - 1$), $q'' \in]q', u_{i+1}]$, and q' and q'' are close enough to each other, then we have the following:*
 - (a) *If $m' \in e_j \setminus \{v_j, v_{j+1}\}$ ($0 \leq j \leq n - 1$), then $m'' \in]m', v_{j+1}] \subset e_j$.*
 - (b) *If $m' = v_j$ ($0 \leq j \leq n - 1$), then $m'' \in e_j$ (possibly $m'' = m'$).*
2. *Suppose $q' = q'' = u_i$ ($0 \leq i \leq n' - 1$) and $u_i = v_\ell$ ($0 \leq \ell \leq n - 1$). Let W' and W'' be two different ω -wedges touching P with $q' = q'' = u_i$ as an apex. If W'' is clockwise from*

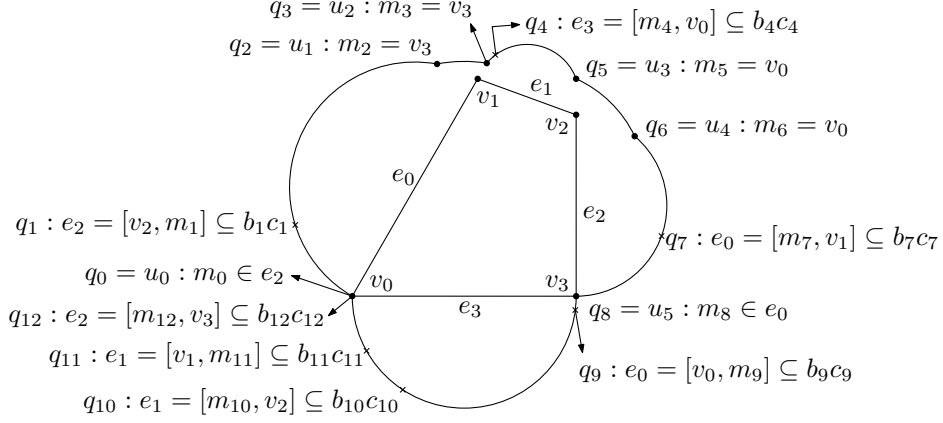


Figure 13: **Step 3:** $q_0 = u_0 = v_0$ is such that $m_0 \in e_2$. Note that $u_0 = v_0$ gives birth to two different event points, namely q_0 and q_{12} . They correspond to the $\frac{1}{2}\pi$ -wedge touching P and having $u_0 \in \Gamma_0$ as a vertex, and the $\frac{1}{2}\pi$ -wedge touching P and having $u_0 \in \Gamma_5$ as a vertex. $q_2 = u_1 : m_2 = v_3$ means that $q_2 = u_1$, $m_2 = v_3$ and $b_2c_2 \cap P = \{v_3\}$. It is an event point of the first type. At such a place, m does not move even though q does. $q_4 : e_3 = [m_4, v_0] \subseteq b_4c_4$ means that $m_4 = v_3$ and $e_3 \subseteq b_4c_4$. It is an event point of the second type. $q_9 : e_0 = [v_0, m_9] \subseteq b_9c_9$ means that $m_9 = v_1$ and $e_0 \subseteq b_9c_9$. It is an event point of the third type.

Type 2 q is such that the third side bc of the triangle is on an edge e_i of P (for an i with $0 \leq i \leq n - 1$) and the midpoint m of bc is on the first vertex v_i of e_i (when the vertices of P are considered in clockwise order). Formally, q is such that $m = v_i$ and $e_i = [v_i, v_{i+1}] = [m, v_{i+1}] \subseteq bc$ for an i with $0 \leq i \leq n - 1$.

Type 3 q is such that the third side bc of the triangle is on an edge e_i of P (for an i with $0 \leq i \leq n - 1$) and the midpoint m of bc is on the last vertex v_{i+1} of e_i (when the vertices of P are considered in clockwise order). Formally, q is such that $m = v_{i+1}$ and $e_i = [v_i, v_{i+1}] = [v_i, m] \subseteq bc$ for an i with $0 \leq i \leq n - 1$.

For each event point q_i , save its type together with the location of m_i , the midpoint of the third side of the triangle.

It is easy to find the event points of the first type and the following two lemmas show how to find the event points of the second and third type. Lemma 8 helps identifying event points related to Case 1 of Lemma 7. As for Lemma 9, it helps identifying event points related to Case 2 of Lemma 7.

Lemma 8. *Let $\Gamma = [v, w]$ be an arc of a circle, R'' be a line and $v_j \in R''$ be a point. It is possible to find a triangle $\triangle qbc$ such that $q \in \Gamma$, $b, c \in R''$ and v_j is the midpoint of bc (or decide that there is no such point) in $O(1)$ time (refer to Figure 14).*

Proof. Without loss of generality, Γ is the locus of the point q such that $\angle vqw = \omega$. Hence we can take $v = (0, 0)$, $v_j = (s, t)$ with $t > 0$ and $w = (2r \sin(\omega), 0)$, where r is the radius of Γ . Let $\alpha = \angle v_jvw$, $\beta = \angle v_jwv$ and q be any point of Γ (refer to Figure 14). There are three cases to consider: (1) either R'' has strictly negative slope, (2) R'' has non-negative slope (3) or R'' is vertical.

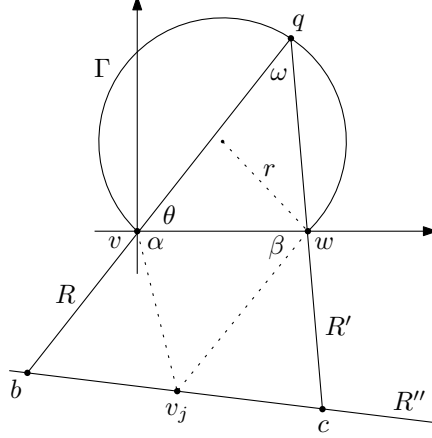


Figure 14: Proof of Lemma 8.

- (1) Suppose R'' has strictly negative slope. The general equation for R'' is $y = \lambda x + \mu$ ($\lambda < 0$) and hence $v_j = (s, \lambda s + \mu)$. Note $\theta = \angle qvw$. Also let R (respectively R') be the line through q and v (respectively through q and w). Let b (respectively c) be the intersection point of R and R'' (respectively of R' and R'').

Trivially $0 \leq \theta \leq \pi - \omega$, but there are other restrictions. The point c must be strictly to the right of v_j , so $\beta - \omega < \theta$. Also, b must be strictly to the left of v_j , so $\theta < \pi - \alpha$. Finally, q must not reach the point where the line through q and w is parallel to R'' . Hence $\theta < \arctan(\lambda) - \omega$. To summarize, we have

$$0 \leq \theta \leq \pi - \omega , \quad (1)$$

$$\beta - \omega < \theta < \min(\pi - \alpha, \arctan(\lambda) - \omega) . \quad (2)$$

By elementary trigonometry, we get

$$q = (2r \cos(\theta) \sin(\theta + \omega), 2r \sin(\theta) \sin(\theta + \omega)) .$$

Then, finding the general equation of the line through q and v , and of the line through q and w , we can calculate the general coordinates of b and c :

$$b = \left(\frac{\mu \cot(\theta)}{1 - \lambda \cot(\theta)}, \frac{\mu}{1 - \lambda \cot(\theta)} \right) ,$$

$$c = \left(\frac{2r \sin^2(\omega) \cot(\theta) + 2r \sin(\omega) \cos(\omega) + \mu \cos(\omega) \cot(\theta) - \mu \sin(\omega)}{\sin(\omega) \cot(\theta) + \cos(\omega) - \lambda \cos(\omega) \cot(\theta) + \lambda \sin(\omega)} , \right. \\ \left. \frac{(2r \sin(\omega) \lambda + \mu)(\sin(\omega) \cot(\theta) + \cos(\omega))}{\sin(\omega) \cot(\theta) + \cos(\omega) - \lambda \cos(\omega) \cot(\theta) + \lambda \sin(\omega)} \right) .$$

Therefore we want to find θ such that v_j is the midpoint of bc , which leads to the equation

$$\frac{1}{2} \left(\frac{\mu \cot(\theta)}{1 - \lambda \cot(\theta)} + \frac{2r \sin^2(\omega) \cot(\theta) + 2r \sin(\omega) \cos(\omega) + \mu \cos(\omega) \cot(\theta) - \mu \sin(\omega)}{\sin(\omega) \cot(\theta) + \cos(\omega) - \lambda \cos(\omega) \cot(\theta) + \lambda \sin(\omega)} \right) = s$$

or

$$\begin{aligned}
& (2r \sin^2(\omega)\lambda + 2\mu \cos(\omega)\lambda - \mu \sin(\omega) - 2s\lambda \sin(\omega) + 2s\lambda^2 \cos(\omega)) \cot^2(\theta) \\
& + (2r \sin(\omega) \cos(\omega)\lambda - 2r \sin^2(\omega) - 2\mu \cos(\omega) - 2\mu \sin(\omega)\lambda + 2s \sin(\omega) - 4s \cos(\omega)\lambda \\
& \quad - 2s\lambda^2 \sin(\omega)) \cot(\theta) \\
& + (\mu \sin(\omega) - 2r \sin(\omega) \cos(\omega) + 2s \cos(\omega) + 2s\lambda \sin(\omega)) = 0 .
\end{aligned} \tag{3}$$

Since this is a quadratic equation in $\cot(\theta)$, it is solvable in constant time for θ satisfying (1) and (2) (or it is possible to decide that there is no such solution in constant time).

- (2) The case where R'' has non-negative slope is similar to the case where R'' has strictly negative slope.
- (3) Suppose R'' is vertical. Therefore the general equation for R'' is $x = s$. We must have $0 < \omega < \frac{1}{2}\pi$, otherwise there is no solution. There are three subcases to consider: (3.1) $s \leq 0$, (3.2) $s \in]0, 2r \sin(\omega)[$ (3.3) or $s \geq 2r \sin(\omega)$.

- (3.1) Suppose R'' is vertical and $s \leq 0$. Trivially $0 \leq \theta \leq \pi - \omega$, but there are other restrictions. With the notation of the previous cases, w must be between q and c , therefore $\theta < \frac{1}{2}\pi - \omega$. The point b must be strictly above v_j so $\theta < \pi - \alpha$. Also, c must be strictly under v_j , so $\beta - \omega < \theta$. It all sums up to

$$0 \leq \theta , \tag{4}$$

$$\beta - \omega < \theta < \min \left(\pi - \alpha, \frac{1}{2}\pi - \omega \right) . \tag{5}$$

By elementary trigonometry, we get

$$q = (2r \cos(\theta) \sin(\theta + \omega), 2r \sin(\theta) \sin(\theta + \omega)) .$$

Then, finding the general equation of the line through q and v , and of the line through q and w , we can calculate the general coordinates of b and c :

$$\begin{aligned}
b &= \left(s, \frac{s}{\cot(\theta)} \right) , \\
c &= \left(s, \frac{(s - 2r \sin(\omega))(\sin(\omega) \cot(\theta) + \cos(\omega))}{\cot(\theta) \cos(\omega) - \sin(\omega)} \right) .
\end{aligned}$$

Therefore we want to find θ such that v_j is the midpoint of bc , which leads to the equation

$$\frac{1}{2} \left(\frac{s}{\cot(\theta)} + \frac{(s - 2r \sin(\omega))(\sin(\omega) \cot(\theta) + \cos(\omega))}{\cot(\theta) \cos(\omega) - \sin(\omega)} \right) = t$$

or

$$\begin{aligned}
& (2r \sin^2(\omega) + t \cos(\omega) - s \sin(\omega)) \cot^2(\theta) \\
& + (2r \sin(\omega) \cos(\omega) - 2s \cos(\omega) - t \sin(\omega)) \cot(\theta) \\
& + s \sin(\omega) = 0 .
\end{aligned} \tag{6}$$

Since this is a quadratic equation in $\cot(\theta)$, it is solvable in constant time for θ satisfying (4) and (5) (or it is possible to decide that there is no such solution in constant time).

If $\omega = \frac{1}{2}\pi$, then $d = (0, 0)$ and the equation of the circumcircle is $x^2 + y^2 = q_x^2 + q_y^2$. Therefore,

$$\begin{aligned} b &= \left(-\sqrt{q_x^2 + q_y^2}, 0\right) = \left(q_y \cot(\omega) - \sqrt{q_x^2 \sin^2(\omega) + q_y^2} \csc(\omega), 0\right) , \\ c &= \left(\sqrt{q_x^2 + q_y^2}, 0\right) = \left(-q_y \cot(\omega) + \sqrt{q_x^2 \sin^2(\omega) + q_y^2} \csc(\omega), 0\right) . \end{aligned}$$

□

There are $n' = O(n)$ event points of the first type. There are at most n event points of the second type because there are n edges. For the same reason, there are at most n event points of the third type. Therefore, **Step 3** (computing the event points) takes $O(n)$ time.

5 Finding the Optimal Solution when the Apex is on a Circular Arc

Between any two consecutive event points, there is a single arc of a circle (that might be reduced to a single point if one of the event points is on one of the vertices of P). Consider such an arc. As q moves along it, the minimum-area triangle enclosing P changes. In this section, we show how to compute the optimal triangle for a fixed arc of a circle between two consecutive event points. Four different cases can occur:

- either the circular arc is reduced to a single point or not. If the former is true, then the apex q is forced to stay on one of the vertices of P .
- Either the midpoint m is forced to stay on a vertex of P or not.

The following lemmas describe how to compute the minimum-area triangle enclosing P in these four different situations.

Lemma 10 describes how to compute the minimum-area enclosing triangle when q moves along an arc of a circle and m is forced to stay on one of the vertices of P .

Lemma 10. *Let $\Gamma = [v, w]$ be an arc of a circle and v_j be a point. It is possible to find the triangle $\triangle qbc$ of minimum area such that $q \in \Gamma$, q, v and b lie on the same line, q, w and c lie on the same line, and $v_j \in bc$ in $O(1)$ time (refer to Figure 16).*

Proof. The strategy is to first fix a point q on Γ and then follow the proof of Lemma 5 in order to construct the minimum-area triangle for this fixed q . Then we move q along Γ while maintaining the minimum-area triangle. The smallest one among all these minimal triangles is optimal.

Without loss of generality, Γ is the locus of the point q such that $\angle vqw = \omega$. Hence we can take $v = (0, 0)$ and $w = (2r \sin(\omega), 0)$ where r is the radius of Γ . Let q be any point on Γ (refer to Figure 16). Note $\gamma = |v_j v|$, $\delta = |v_j w|$, $\alpha = \angle v_j v w$ ($0 < \alpha < \pi$), $\beta = \angle v_j w v$ ($0 < \beta < \pi$ and $0 < \alpha + \beta < \pi$) and $\theta = \angle q v w$. Let w' be the orthogonal projection of w onto the line through q and v . Let v'_j be the orthogonal projection of v_j onto the line through w and w' . Let R'' be the tangent to Γ at q . Finally, note $s = \text{dist}(v_j, R'')$ and $t = |v_j v'_j|$.

By elementary trigonometry, we get

$$q = (2r \cos(\theta) \sin(\theta + \omega), 2r \sin(\theta) \sin(\theta + \omega)) .$$

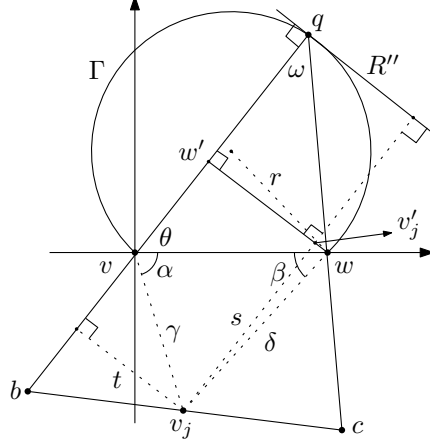


Figure 16: Proof of Lemma 10.

By elementary trigonometry and geometry, we get

$$\begin{aligned}
s &= |v_j v_j'| + |w' q| \\
&= \delta \sin\left(\frac{1}{2}\pi - \theta + \beta\right) + 2r \sin(\omega) \sin(\theta) \cot(\omega) \\
&= \delta \cos(\theta - \beta) + 2r \cos(\omega) \sin(\theta) \ , \\
t &= \gamma \sin(\pi - \theta - \alpha) \\
&= \gamma \sin(\theta + \alpha) \ .
\end{aligned}$$

With respect to the proof of Lemma 5, let b (respectively c) be the point on the line qv (respectively on the line qw) such that $|qb| = 2(s - t \cot(\omega))$ (respectively $|qc| = 2t \csc(\omega)$). Therefore $\triangle qbc$ is of minimum area for this fixed q (and therefore for this fixed θ) by Lemma 5.

We need to study how the area of $\triangle qbc$ evolves as q moves along Γ . Trivially $0 \leq \theta \leq \pi - \omega$, but there are other restrictions. Since v_j must not be on the line through qv , $\theta < \pi - \alpha$. Also, v_j must not be on the line through qw , so $\pi - \beta < \theta$. Finally, we must have $|qv| \leq |qb|$ and $|qw| \leq |qc|$, so $\operatorname{arccot}\left(\frac{1}{2}(\cot(\beta) - \cot(\alpha))\right) - \omega \leq \theta$ and $\theta \leq \operatorname{arccot}\left(\frac{1}{2}(\cot(\beta) - \cot(\alpha))\right)$. It all sums up to

$$\max\left(0, \operatorname{arccot}\left(\frac{1}{2}(\cot(\beta) - \cot(\alpha))\right) - \omega\right) \leq \theta \leq \min\left(\pi - \omega, \operatorname{arccot}\left(\frac{1}{2}(\cot(\beta) - \cot(\alpha))\right)\right) \ , \tag{7}$$

$$\beta - \omega < \theta < \pi - \alpha \ . \tag{8}$$

By the proof of Lemma 5, the area of $\triangle qbc$ as a function of θ is

$$\begin{aligned}
\sigma(\theta) &= 2(s - t \cot(\omega))t \\
&= 2((\delta \cos(\theta - \beta) + 2r \cos(\omega) \sin(\theta)) - (\gamma \sin(\theta + \alpha)) \cot(\omega))(\gamma \sin(\theta + \alpha)) \\
&= 2\gamma \sin(\theta + \alpha)(\delta \cos(\theta - \beta) + 2r \cos(\omega) \sin(\theta) - \gamma \cot(\omega) \sin(\theta + \alpha)) \ .
\end{aligned}$$

With the sine law applied on $\triangle vv_jw$, one gets

$$\begin{aligned}\gamma &= \frac{2r \sin(\omega) \sin(\beta)}{\sin(\alpha + \beta)} , \\ \delta &= \frac{2r \sin(\omega) \sin(\alpha)}{\sin(\alpha + \beta)} .\end{aligned}$$

Therefore,

$$\begin{aligned}\sigma(\theta) &= 2\gamma \sin(\theta + \alpha)(\delta \cos(\theta - \beta) + 2r \cos(\omega) \sin(\theta) - \gamma \cot(\omega) \sin(\theta + \alpha)) \\ &= -\frac{8r^2 \sin(\alpha) \sin(\beta) \sin(\omega)}{\sin^2(\alpha + \beta)} \sin(\beta - \omega - \theta) \sin(\alpha + \theta) .\end{aligned}$$

We have

$$\begin{aligned}\sigma'(\theta) &= -\frac{8r^2 \sin(\alpha) \sin(\beta) \sin(\omega)}{\sin^2(\alpha + \beta)} (\sin(\beta - \omega - \theta) \cos(\alpha + \theta) - \cos(\beta - \omega - \theta) \sin(\alpha + \theta)) \\ &= \frac{8r^2 \sin(\alpha) \sin(\beta) \sin(\omega)}{\sin^2(\alpha + \beta)} \sin(\alpha - \beta + \omega + 2\theta) .\end{aligned}$$

In order to find the candidates for minimum and maximum of σ , we need to solve

$$\sin(\alpha - \beta + \omega + 2\theta) = 0 \tag{9}$$

for θ satisfying (7) and (8).

We look for solutions to $\alpha - \beta + \omega + 2\theta = k\pi$ for $k \in \mathbb{Z}$. At first sight, we have $\theta = \frac{k\pi - \alpha + \beta - \omega}{2}$, but we need to study this general solution in order for it to satisfy (7) and (8). Putting this solution against these constraints, we get

$$\max\left(0, \operatorname{arccot}\left(\frac{1}{2}(\cot(\beta) - \cot(\alpha))\right) - \omega\right) \leq \frac{k\pi - \alpha + \beta - \omega}{2} , \tag{10}$$

$$\frac{k\pi - \alpha + \beta - \omega}{2} \leq \min\left(\pi - \omega, \operatorname{arccot}\left(\frac{1}{2}(\cot(\beta) - \cot(\alpha))\right)\right) , \tag{11}$$

$$\beta - \omega < \frac{k\pi - \alpha + \beta - \omega}{2} < \pi - \alpha , \tag{12}$$

which simplify to

$$\max\left(\pm\left(-k\pi + \alpha - \beta + 2 \operatorname{arccot}\left(\frac{1}{2}(\cot(\beta) - \cot(\alpha))\right)\right)\right) \leq \omega , \tag{13}$$

$$\omega \leq \min(k\pi - \alpha + \beta, -(k-2)\pi + \alpha - \beta) , \tag{14}$$

$$\max(-k\pi + \alpha + \beta, (k-2)\pi + \alpha + \beta) < \omega . \tag{15}$$

If $k \leq 0$, (15) and (14) lead to $-k\pi + \alpha + \beta < \omega \leq k\pi - \alpha + \beta < -k\pi + \alpha + \beta$, which is a contradiction. If $k \geq 2$, (15) and (14) lead to $(k-2)\pi + \alpha + \beta < \omega \leq -(k-2)\pi + \alpha - \beta < (k-2)\pi + \alpha + \beta$, which is a contradiction. If $k = 1$, then $\theta = \frac{\pi - \alpha + \beta - \omega}{2}$ is a valid solution provided that

$$\max\left(\pm\left(\pi - \alpha + \beta - 2 \operatorname{arccot}\left(\frac{1}{2}(\cot(\beta) - \cot(\alpha))\right)\right)\right) \leq \omega \leq \min(\pi - \alpha + \beta, \pi + \alpha - \beta) .$$

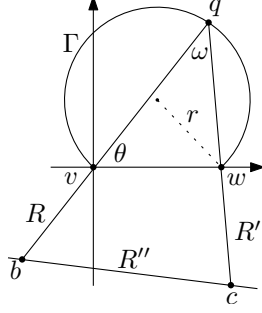


Figure 17: Proof of Lemma 11.

In this case, $\theta = \frac{\pi - \alpha + \beta - \omega}{2}$ is a maximum as we show below.

$$\sigma''(\theta) = \frac{16r^2 \sin(\alpha) \sin(\beta) \sin(\omega)}{\sin^2(\alpha + \beta)} \cos(\alpha - \beta + \omega + 2\theta)$$

and

$$\begin{aligned} \sigma''\left(\frac{\pi - \alpha + \beta - \omega}{2}\right) &= \frac{16r^2 \sin(\alpha) \sin(\beta) \sin(\omega) \cos(\pi)}{\sin^2(\alpha + \beta)} \\ &= -\frac{16r^2 \sin(\alpha) \sin(\beta) \sin(\omega)}{\sin^2(\alpha + \beta)} \\ &< 0 \end{aligned}$$

so $\theta = \frac{\pi - \alpha + \beta - \omega}{2}$ is a maximum.

Otherwise, (9) has no solution, therefore $\sigma(\theta)$ is monotonic. The conclusion is that the minimum of σ is at one (or both) of the extremities of the domain of σ . \square

Looking at the proof of Lemma 10, it suggests that the minimum-area triangle might not exist. Indeed, if $0 < \beta - \omega$ and $\pi - \alpha < \pi - \omega$, then $\beta - \omega < \theta < \pi - \alpha$ by (7) and (8). But since the minimum of σ is at one (or both) of the extremities of the domain of σ , then it does not exist. However, in the setting of the general problem, this does not occur. By Proposition 3, the minimum-area triangle always exists for a given ω -wedge so θ will always vary inside an interval that includes its extremities.

Lemma 11 describes how to compute the minimum-area enclosing triangle when q moves along an arc of a circle and m is forced to stay on one of the edges of P .

Lemma 11. *Let $\Gamma = [v, w]$ be an arc of a circle and R'' be a line. It is possible to find the point $q \in \Gamma$ such that the line through qv , the line through qw and R'' form a triangle of minimum area in $O(1)$ time (refer to Figure 17).*

The proof of Lemma 11 contains several technical details. It is presented in A. Lemma 12 describes how to compute the minimum-area triangle enclosing P when q is forced to stay on one of the vertices of P and m is forced to stay on another one of the vertices of P .

Lemma 12. *Let q and v_j be two points. It is possible to find the triangle $\triangle qbc$ of minimum area such that v_j is the midpoint of bc and $\angle bqc = \omega$ in $O(1)$ time.*

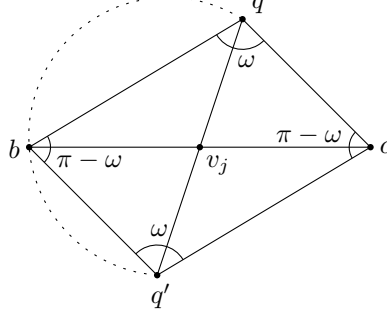


Figure 18: Proof of Lemma 12.

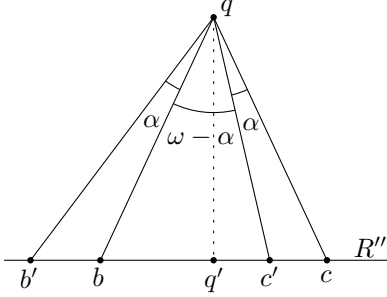


Figure 19: Proof of Lemma 13.

Proof. Let q' be a point such that $|qv_j| = |q'v_j|$ and q, v_j and q' are aligned (refer to Figure 18). Let b and c be any points such that $|bv_j| = |cv_j|$ and b, v_j and c are aligned. By construction, the quadrilateral $[qcq'b]$ is a parallelogram, $\angle bqc = \angle bq'c = \omega$, $\angle qbq' = \angle qcq' = \pi - \omega$ and the areas of $\triangle qbc$ and $\triangle qbq'$ are equal. Moreover, b is on a circular arc that is the locus of the point b such that $\angle qbq' = \pi - \omega$.

Since $|qq'|$ is fixed and the areas of $\triangle qbc$ and $\triangle qbq'$ are equal, it suffices to minimize the height of $\triangle qbq'$ relative to qq' . The solution is to take b as close as possible to qq' . \square

Lemma 13 describes how to compute the minimum-area enclosing triangle when q is forced to stay on one of the vertices of P and m is forced to stay on one of the edges of P .

Lemma 13. *Let q be a point and R'' be a line. The triangle $\triangle qbc$ of minimum area such that $b, c \in R''$ and $\angle bqc = \omega$ is isosceles and can be found in $O(1)$ time.*

Proof. Let $\triangle qb'c'$ be any triangle such that $b', c' \in R''$, $\angle bq'c' = \omega$ and b' is to the left of c' . We prove that the area of $\triangle qb'c'$ is bigger than or equal to the area of the isosceles triangle $\triangle qbc$. Without loss of generality, assume that b' is to the left of b .

Let q' be the projection of q onto R'' . From elementary geometry, as a point $x \in R''$ gets closer to q' , $|qx|$ decreases. Conversely, as x gets farther from q' , $|qx|$ increases. Therefore, since the area of $\triangle qb'c'$ is $\frac{1}{2}|qb'||qc'|\sin(\omega)$, we may assume that $q' \in b'c'$ (refer to Figure 19). Note $\alpha = \angle b'qb$. Therefore, $\angle c'qc = \alpha$ and $\angle bq'c' = \omega - \alpha$. Thus, it is sufficient to prove that the area of $\triangle qb'b$ is bigger than or equal to the area of $\triangle qc'c$. We have

$$\frac{1}{2}|qb'||qb|\sin(\alpha) \geq \frac{1}{2}|qb|^2\sin(\alpha) = \frac{1}{2}|qc|^2\sin(\alpha) \geq \frac{1}{2}|qc'||qc|\sin(\alpha) ,$$

which completes the proof. □

Step 4 For each pair of consecutive event points, compute the minimum-area triangle enclosing P and having a vertex on the corresponding arc of a circle.

Since there are $O(n)$ event points, **Step 4** takes $O(n)$ time.

6 Putting it All Together

The vertex that subtends the angle ω of the optimal triangle enclosing P has to be on the ω -cloud Ω . Ω was computed in **Step 1** in $O(n)$ time (refer to Section 2). In **Step 2** (refer to Section 3), we fixed an ω -wedge W and computed the minimum-area triangle enclosing P that can be constructed with W in $O(n)$ time. This triangle is such that the midpoint m of its third side is on P (refer to Proposition 3 and Corollary 6). Then we divided Ω into a linear number of pieces in **Step 3** (refer to Section 4). Within each of these pieces, an optimal triangle can be computed in $O(1)$ time. This was done in **Step 4** (refer to Section 5).

Step 5 Find the smallest area triangles among those calculated in **Step 4**.

Since there are $O(n)$ event points, **Step 5** takes $O(n)$ time. Since each step takes no longer than $O(n)$ time, the algorithm takes $O(n)$ time. If the input is a set of points, compute the convex hull and then apply this algorithm. In this situation, the computation takes $O(n \log n)$ time because of the computation of the convex hull.

We summarize the final algorithm.

Algorithm 14. (*Minimum-Area Triangle with a Fixed Angle Enclosing S*)

- *INPUT: A finite set S of points in the plane and an angle $0 < \omega < \pi$.*
 - *OUTPUT: All triangles with minimum area having an angle of ω that enclose S .*
0. *Compute the convex hull of S and denote it by P . We denote the edges and the vertices of P in clockwise order by e_i and v_i for $0 \leq i \leq n - 1$ (all index manipulation is modulo n).*
 1. *Compute the ω -cloud around P and denote it by Ω (refer to Section 2). Ω consists of $n' = O(n)$ circular arcs that we denote in clockwise order by Γ_i for $0 \leq i \leq n' - 1$. The intersection point of Γ_i and Γ_{i+1} is denoted by u_{i+1} for $0 \leq i \leq n' - 1$.*
 2. *Let $q \in \Gamma_0$ be such that $q = u_0$. Consider the ω -wedge $W = \mathcal{W}(\omega, q, R, R')$ that touches P . Apply Algorithm 4 with P and W (refer to Section 3). Let $\triangle qbc$ be the output of Algorithm 4 and denote by m the midpoint of segment bc .*
 3. *Move q clockwise along Ω and maintain W , b , c and m as defined in 2. Collect all of the following three types of event points (see Section 4 for formal definition):*

Type 1 q is on the intersection point of two consecutive circular arcs of Ω for an i with $0 \leq i \leq n' - 1$.

Type 2 q is such that the third side bc of the triangle is on an edge e_i of P (for an i with $0 \leq i \leq n-1$) and the midpoint m of bc is on the first vertex v_i of e_i (when the vertices of P are considered in clockwise order).

Type 3 q is such that the third side bc of the triangle is on an edge e_i of P (for an i with $0 \leq i \leq n-1$) and the midpoint m of bc is on the last vertex v_{i+1} of e_i (when the vertices of P are considered in clockwise order).

4. For each pair of consecutive event points computed in 3, which we denote by (q', q'') , there is a single arc of a circle. This circular arc might be reduced to a single point if two consecutive event points are on one of the vertices of P . When q moves on such an arc, either m is forced to stay on one of the vertices of P or m is forced to stay on one of the edges of P (see Sections 2 and 4 for complete discussion). For each pair (q', q'') of consecutive event points,
- if the circular arc between q' and q'' is not reduced to a single point and if m is forced to stay on one of the vertices of P , store the triangle defined by Lemma 10 (refer to Section 5).
 - If the circular arc between q' and q'' is not reduced to a single point and if m is forced to stay on one of the edges of P , store the triangle defined by Lemma 11 (refer to Section 5).
 - If the circular arc between q' and q'' is reduced to a single point and if m is forced to stay on one of the vertices of P , store the triangle defined by Lemma 12 (refer to Section 5).
 - If the circular arc between q' and q'' is reduced to a single point and if m is forced to stay on one of the edges of P , store the triangle defined by Lemma 13 (refer to Section 5).

5. Return the smallest area triangles among those stored in 4.

7 A Note on the Complexity of the Solution

Notice that one of the cases in Section 5 required us to find the roots of a fourth degree polynomial (refer to Lemma 11). One may ask whether or not this is necessary or if one can avoid finding the roots of such a polynomial to solve this problem. In this section, we show that it is unavoidable in certain situations, by providing an example of a set of points where the optimal solution lies on the root of an irreducible fourth degree polynomial.

Consider the quadrilateral $[abcd]$ where $a = (0, 0)$, $b = (2, 0)$, $c = (2, -\frac{3}{2})$ and $d = (-4\frac{4\sqrt{3}-1}{47}, 4\frac{\sqrt{3}-12}{47})$, and take $\omega = \frac{1}{2}\pi$ (hence we are looking for the minimum-area enclosing right triangle). It turns out that the optimal right triangle is such that the right angle is on Γ (refer to Figure 20) and the hypotenuse is on cd . Therefore, we need to solve (19) with $\mu := -1$, $\lambda := -\frac{1}{4}$ and $r := 1$. It leads to the following quartic equation.

$$p_4(X) = 13X^4 - 92X^3 + 45X^2 + 12X - 62 = 0$$

This equation admits two real solutions X_1 and X_2 . Note

$$\begin{aligned} \alpha &= \sqrt[3]{-1107 + 6\sqrt{34134}} \ , \\ \beta &= \sqrt{1726 - \frac{1105}{\alpha} + \frac{221}{3}\alpha} \ , \end{aligned}$$

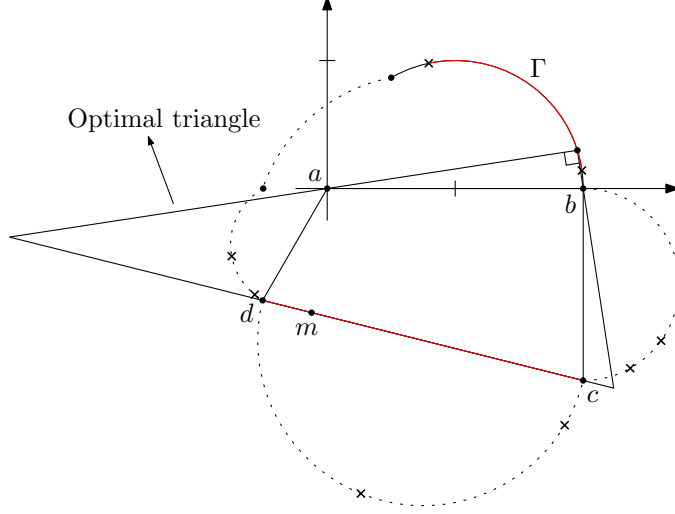


Figure 20: Example where the optimal solution involves the roots of a quartic equation.

then

$$X_1 = \frac{23}{13} + \frac{1}{26}\beta - \frac{1}{2}\sqrt{\frac{3452}{169} - \frac{17}{39}\alpha + \frac{85}{13\alpha} + \frac{136796}{169\beta}} \approx -0.761694 ,$$

$$X_2 = \frac{23}{13} + \frac{1}{26}\beta + \frac{1}{2}\sqrt{\frac{3452}{169} - \frac{17}{39}\alpha + \frac{85}{13\alpha} + \frac{136796}{169\beta}} \approx 6.543373 .$$

Solving $\cot(\theta) = X_1$ and $\cot(\theta) = X_2$, then testing against $\sigma(\theta)$ (refer to the proof of Lemma 11), one finds that $\theta \approx \operatorname{arccot}(6.543373) \approx 0.048273 \pi$ minimizes $\sigma(\theta)$.

Since $p_4(X)$ and its resolvent cubic

$$\rho(X) = X^3 - \frac{45}{13}X^2 + \frac{2120}{169}X + \frac{377816}{2197}$$

are irreducible over $\mathbb{Q}[X]$, the algebraic expressions for the roots of p_4 must be written with square roots and cubic roots. Moreover, they cannot be simplified (see [DF03]).

Therefore, in general, we cannot avoid square roots nor cubic roots in the computation of the minimum-area enclosing triangle with a fixed angle.

Finally, we prove an $\Omega(n \log n)$ time lower bound for this problem in the algebraic computation tree model. We use a reduction to Max-Gap problem for points in the first quadrant of the unit circle (see [LW86]). Our proof is constructed upon the proof of Theorem 5 in [BMSS11]. We first need the following lemma.

Lemma 15. *The smallest area triangle enclosing a circle is an equilateral triangle.*

Proof. Let $\triangle abc$ be a triangle and let r be the radius of its incircle. Then the area of $\triangle abc$ is

$$r^2 \left(\cot \left(\frac{\angle abc}{2} \right) + \cot \left(\frac{\angle bca}{2} \right) + \cot \left(\frac{\angle cab}{2} \right) \right) ,$$

which is minimized when $\angle abc = \angle bca = \angle cab$. □

Proposition 16. *Given a set S of n points and an angle ω , computing the triangle of minimum area with angle ω that encloses S requires $\Omega(n \log n)$ operations in the algebraic computation tree model.*

Proof. As in the proof of Theorem 5 in [BMSS11], let $Z = \{z_1, z_2, \dots, z_n\}$ be an instance of the Max-Gap problem for points in the first quadrant of the unit circle centered at the origin of the coordinates system, where $z_i = (x_i, y_i)$, for $i = 1, 2, \dots, n$. We also define the set of points $S = Z \cup Z' \cup Z'' \cup \{a, b, c\}$ as in [BMSS11].

Let T be the equilateral triangle in the proof of Theorem 5 in [BMSS11]. We prove that T is the minimum-area triangle that encloses S . Then, the result follows since the triangle of minimum area with angle $\omega = \frac{1}{3}\pi$ that encloses S must be T .

Consider the convex hull of S . By construction, the smallest distance from the origin to an edge is the distance between the origin and the edge that represents the maximum gap. Therefore, the incircle of T is also enclosed in the convex hull of S . Let T' be any other triangle enclosing S . Therefore, it encloses the convex hull of S and hence, the incircle of T . By Lemma 15, the area of T' cannot be smaller than the area of T . \square

With a similar argument, we can prove the following lemma.

Lemma 17. *Given a set S of n points, computing the triangle of minimum area that encloses S requires $\Omega(n \log n)$ operations in the algebraic computation tree model.*

In [OAMB86], O'Rourke et al. show how to compute in $\Theta(n)$ time the minimum-area triangle enclosing a convex n -gon, which is optimal. If the input is a set S of n points, then the following strategy is optimal by Lemma 17. Compute the convex hull $CH(S)$ of S and then apply O'Rourke et al.'s algorithm on $CH(S)$.

8 Conclusion

We have shown how to compute all triangles of minimum area with a fixed angle $0 < \omega < \pi$ that enclose a point set. It would be interesting to see if some of these techniques generalize to other settings or other optimization criteria. For example, finding the smallest area tetrahedron with a fixed solid angle of a set of points in three dimensions.

References

- [BMSS11] Prosenjit Bose, Mercè Mora, Carlos Seara, and Saurabh Sethia. On computing enclosing isosceles triangles and related problems. *Int. J. Comput. Geometry Appl.*, 21(1):25–45, 2011.
- [DF03] David S. Dummit and Richard M. Foote. *Abstract Algebra*. Wiley, 2003.
- [ESZ94] Alon Efrat, Micha Sharir, and Alon Ziv. Computing the smallest k -enclosing circle and related problems. *Comput. Geom.*, 4:119–136, 1994.
- [KL85] Victor Klee and Michael C. Laskowski. Finding the smallest triangles containing a given convex polygon. *J. Algorithms*, 6(3):359–375, 1985.

- [LW86] D. T. Lee and Ying-Fung Wu. Complexity of some laction problems. *Algorithmica*, 1(2):193–211, 1986.
- [Mat95] Jiri Matousek. On enclosing k points by a circle. *Inf. Process. Lett.*, 53(4):217–221, 1995.
- [Meg83] Nimrod Megiddo. Linear-time algorithms for linear programming in R^3 and related problems. *SIAM J. Comput.*, 12(4):759–776, 1983.
- [OAMB86] Joseph O'Rourke, Alok Aggarwal, Sanjeev R. Maddila, and Michael Baldwin. An optimal algorithm for finding minimal enclosing triangles. *J. Algorithms*, 7(2):258–269, 1986.
- [Wel91] Emo Welzl. Smallest enclosing disks (balls and ellipsoids). In *Results and New Trends in Computer Science*, pages 359–370. Springer-Verlag, 1991.

A Proof of Lemma 11

In this section, we prove Lemma 11.

Proof. Without loss of generality, Γ is the locus of the point q such that $\angle vqw = \omega$. Hence we can take $v = (0, 0)$, and $w = (2r \sin(\omega), 0)$ where r is the radius of Γ . Let q be any point on Γ . There are three cases to consider: (1) R'' has strictly negative slope, (2) R'' has non-negative slope or (3) R'' is vertical.

- (1) Suppose R'' has strictly negative slope. The general equation for R'' is $y = \lambda x + \mu$ ($\lambda < 0$). Note $\theta = \angle qvw$. Also note R (respectively R') the line through q and v (respectively through q and w). Note b (respectively c) the intersection point of R and R'' (respectively of R' and R'').

Trivially $0 \leq \theta \leq \pi - \omega$, but there is one more restriction. The point v must be between q and b , hence $\theta < \arctan(\lambda) - \omega$. It all sums up to

$$0 \leq \theta \leq \pi - \omega \quad , \quad (16)$$

$$\theta < \arctan(\lambda) - \omega \quad . \quad (17)$$

By elementary trigonometry, we get

$$\begin{aligned} q &= (2r \cos(\theta) \sin(\theta + \omega), 2r \sin(\theta) \sin(\theta + \omega)) \\ &= \left(2r \frac{\cos(\omega) \cot(\theta) + \sin(\omega) \cot^2(\theta)}{\cot^2(\theta) + 1}, 2r \frac{\cos(\omega) + \sin(\omega) \cot(\theta)}{\cot^2(\theta) + 1} \right) . \end{aligned}$$

Then, finding the general equation of the line through q and v , and of the line through q and w , we can calculate the general coordinates of b and c :

$$\begin{aligned} b &= \left(\frac{\mu \cot(\theta)}{1 - \lambda \cot(\theta)}, \frac{\mu}{1 - \lambda \cot(\theta)} \right) , \\ c &= \left(\frac{2r \sin^2(\omega) \cot(\theta) + 2r \sin(\omega) \cos(\omega) + \mu \cos(\omega) \cot(\theta) - \mu \sin(\omega)}{\sin(\omega) \cot(\theta) + \cos(\omega) - \lambda \cos(\omega) \cot(\theta) + \lambda \sin(\omega)}, \right. \\ &\quad \left. \frac{(2r \sin(\omega) \lambda + \mu)(\sin(\omega) \cot(\theta) + \cos(\omega))}{\sin(\omega) \cot(\theta) + \cos(\omega) - \lambda \cos(\omega) \cot(\theta) + \lambda \sin(\omega)} \right) . \end{aligned}$$

Let $X(\theta) = \cot(\theta)$ (or X for short). Therefore,

$$\begin{aligned} q &= \left(2r \frac{\sin(\omega)X^2 + \cos(\omega)X}{X^2 + 1}, 2r \frac{\sin(\omega)X + \cos(\omega)}{X^2 + 1} \right), \\ b &= \left(\frac{-\mu X}{\lambda X - 1}, \frac{-\mu}{\lambda X - 1} \right), \\ c &= \left(\frac{(2r \sin^2(\omega) + \mu \cos(\omega))X + 2r \sin(\omega) \cos(\omega) - \mu \sin(\omega)}{(\sin(\omega) - \lambda \cos(\omega))X + \cos(\omega) + \lambda \sin(\omega)}, \right. \\ &\quad \left. \frac{(2r \sin(\omega)\lambda + \mu)(\sin(\omega)X + \cos(\omega))}{(\sin(\omega) - \lambda \cos(\omega))X + \cos(\omega) + \lambda \sin(\omega)} \right). \end{aligned}$$

Here is the area σ of $\triangle qbc$:

$$\begin{aligned} &\sigma(X) \\ &= \frac{1}{2} |qb| |qc| \sin(\omega) \\ &= \frac{1}{2} \sin(\omega) \sqrt{\frac{((2\lambda r \sin(\omega) + \mu)X^2 + 2r(\lambda \cos(\omega) - \sin(\omega))X + \mu - 2r \cos(\omega))^2}{(\lambda X - 1)^2(1 + X^2)}} \times \\ &\quad \sqrt{\frac{((2\lambda r \sin(\omega) + \mu)X^2 + 2r(\lambda \cos(\omega) - \sin(\omega))X + \mu - 2r \cos(\omega))^2}{((\lambda \cos(\omega) - \sin(\omega))X - \lambda \sin(\omega) - \cos(\omega))^2(1 + X^2)}} \\ &= \frac{1}{2} \sin(\omega) \frac{((2\lambda r \sin(\omega) + \mu)X^2 + 2r(\lambda \cos(\omega) - \sin(\omega))X + \mu - 2r \cos(\omega))^2}{|(\lambda X - 1)((\lambda \cos(\omega) - \sin(\omega))X - \lambda \sin(\omega) - \cos(\omega))|(1 + X^2)} \\ &= \frac{1}{2} \sin(\omega) \frac{((2\lambda r \sin(\omega) + \mu)X^2 + 2r(\lambda \cos(\omega) - \sin(\omega))X + \mu - 2r \cos(\omega))^2}{(1 - \lambda X)(\lambda \sin(\omega) + \cos(\omega) - (\lambda \cos(\omega) - \sin(\omega))X)(1 + X^2)}. \end{aligned}$$

The reason why the absolute value $|\cdot|$ disappeared is twofold. Firstly, by (17), $\theta < \arctan(\lambda) - \omega < \arctan(\lambda) = \operatorname{arccot}(\frac{1}{\lambda})$, so $\lambda X = \lambda \cot(\theta) < 1$. Secondly, by (17), $\theta < \arctan(\lambda) - \omega$, therefore

$$\begin{aligned} \theta &< \arctan(\lambda) - \omega \\ \theta + \omega &< \arctan(\lambda) \\ \theta + \omega &< \operatorname{arccot}\left(\frac{1}{\lambda}\right) \\ \cot(\theta + \omega) &> \frac{1}{\lambda} && 0 < \theta + \omega < \pi \text{ by (16) and the hypothesis,} \\ \frac{\cot(\omega) \cot(\theta) - 1}{\cot(\theta) + \cot(\omega)} &> \frac{1}{\lambda} \\ \frac{\lambda \cot(\omega) \cot(\theta) - \lambda}{\cot(\theta) + \cot(\omega)} &< 1 && \lambda < 0 \text{ by the hypothesis,} \\ \lambda \cot(\omega) \cot(\theta) - \lambda &< \cot(\theta) + \cot(\omega) && 0 < \theta + \omega < \pi \text{ by (16) and the hypothesis,} \\ &&& \text{so } \cot(\theta) + \cot(\omega) > 0, \\ \lambda \cot(\omega)X - \lambda &< X + \cot(\omega) \\ (\lambda \cot(\omega) - 1)X &< \lambda + \cot(\omega) \end{aligned}$$

$$(\lambda \cos(\omega) - \sin(\omega))X < \lambda \sin(\omega) + \cos(\omega) \quad 0 < \omega < \pi \text{ by the hypothesis,}$$

$$\text{so } \sin(\omega) > 0.$$

Now we need to find for what values of X is $\sigma(X)$ minimum, which means that we need to find for what X does $\sigma'(X) = 0$.

$$\begin{aligned} & \sigma'(X) \\ = & -\frac{1}{2} \sin(\omega) ((2\lambda r \sin(\omega) + \mu)X^2 + 2r(\lambda \cos(\omega) - \sin(\omega))X + \mu - 2r \cos(\omega)) \times \\ & ((-\mu \sin(\omega) + 2r \sin^2(\omega)\lambda + 2\lambda^3 r \sin^2(\omega) + 2\lambda\mu \cos(\omega) + \mu\lambda^2 \sin(\omega) \\ & + 4\lambda^3 r \cos^2(\omega) - 4r\lambda^2 \cos(\omega) \sin(\omega))X^4 \\ & + (-2r \sin^2(\omega) - 2\mu \cos(\omega) - 6\lambda^3 r \sin(\omega) \cos(\omega) + 2\lambda^2 r \sin^2(\omega) \\ & + 2\mu\lambda^2 \cos(\omega) - 4\mu\lambda \sin(\omega) - 12\lambda^2 r \cos^2(\omega) + 10\lambda r \sin(\omega) \cos(\omega))X^3 \\ & + 6r(\cos(\omega) + \lambda \sin(\omega))(-\sin(\omega) + 2\lambda \cos(\omega) + \lambda^2 \sin(\omega))X^2 \\ & + (2r \sin^2(\omega) - 4r \cos^2(\omega) - 2\mu \cos(\omega) - 10\lambda^2 r \sin^2(\omega) - 4\mu\lambda \sin(\omega) \\ & + 2\mu\lambda^2 \cos(\omega) + 2\lambda^3 r \sin(\omega) \cos(\omega) - 14\lambda r \sin(\omega) \cos(\omega))X \\ & + (4r \sin^2(\omega)\lambda - \mu\lambda^2 \sin(\omega) - 2\lambda\mu \cos(\omega) + 2r \sin(\omega) \cos(\omega) \\ & - 2r\lambda^2 \cos(\omega) \sin(\omega) + \mu \sin(\omega)) \div \\ & ((1 - \lambda X)^2(-\lambda \sin(\omega) - \cos(\omega) + X\lambda \cos(\omega) - X \sin(\omega))^2(1 + X^2)^2) \end{aligned}$$

Therefore $\sigma'(X) = 0$ if and only if

$$(2\lambda r \sin(\omega) + \mu)X^2 + 2r(\lambda \cos(\omega) - \sin(\omega))X + \mu - 2r \cos(\omega) = 0 \quad (18)$$

or

$$\begin{aligned} & (-\mu \sin(\omega) + 2r \sin^2(\omega)\lambda + 2\lambda^3 r \sin^2(\omega) + 2\lambda\mu \cos(\omega) + \mu\lambda^2 \sin(\omega) \\ & + 4\lambda^3 r \cos^2(\omega) - 4r\lambda^2 \cos(\omega) \sin(\omega))X^4 \\ & + (-2r \sin^2(\omega) - 2\mu \cos(\omega) - 6\lambda^3 r \sin(\omega) \cos(\omega) + 2\lambda^2 r \sin^2(\omega) \\ & + 2\mu\lambda^2 \cos(\omega) - 4\mu\lambda \sin(\omega) - 12\lambda^2 r \cos^2(\omega) + 10\lambda r \sin(\omega) \cos(\omega))X^3 \\ & + 6r(\cos(\omega) + \lambda \sin(\omega))(-\sin(\omega) + 2\lambda \cos(\omega) + \lambda^2 \sin(\omega))X^2 \\ & + (2r \sin^2(\omega) - 4r \cos^2(\omega) - 2\mu \cos(\omega) - 10\lambda^2 r \sin^2(\omega) - 4\mu\lambda \sin(\omega) \\ & + 2\mu\lambda^2 \cos(\omega) + 2\lambda^3 r \sin(\omega) \cos(\omega) - 14\lambda r \sin(\omega) \cos(\omega))X \\ & + (4r \sin^2(\omega)\lambda - \mu\lambda^2 \sin(\omega) - 2\lambda\mu \cos(\omega) + 2r \sin(\omega) \cos(\omega) \\ & - 2r\lambda^2 \cos(\omega) \sin(\omega) + \mu \sin(\omega)) = 0 . \quad (19) \end{aligned}$$

The first equation is quadratic in $X = \cot(\theta)$, therefore it can be solved in constant time for X and then it remains to solve for θ . The second equation is quartic in $X = \cot(\theta)$, therefore it can be solved³ in constant time for X and then it remains to solve for θ .

Actually, what we are interested in is $\sigma'(X(\theta)) = 0$. However, $\sigma'(X(\theta)) = \sigma'(X)X'(\theta) = \sigma'(X) \csc^2(\theta)$ and $\csc^2(\theta) \neq 0$. Finally, the extremities of the domain of θ are also candidates.

³By Galois theory, polynomials of degree $d \leq 4$ can be solved exactly in constant time. Refer to [DF03]

Overall, we get at most eight candidates for the minimum of σ (at most two from the quadratic equation, at most four from the quartic equation and the extremities of the domain of θ). So it can be solved exactly in constant time by taking the smallest of the eight candidates.

- (2) The case where R'' has non-negative slope is similar to the case where R'' has strictly negative slope.
- (3) Suppose R'' is vertical. The general equation of R is $x = s$ for $s \in \mathbb{R}$. $0 < \omega < \frac{1}{2}\pi$ otherwise there is no solution. Using the notation of the previous cases, there are three subcases to consider: (3.1) $s \leq 0$, (3.2) $s \in]0, 2r \sin(\omega)[$ or (3.3) $s \geq 2r \sin(\omega)$.

- (3.1) Suppose R'' is vertical and $s \leq 0$. Trivially $0 \leq \theta \leq \pi - \omega$, but there is one more restriction. The point v must be between q and b , hence $\theta < \frac{1}{2}\pi - \omega$. It all sums up to

$$0 \leq \theta , \quad (20)$$

$$\theta < \frac{1}{2}\pi - \omega . \quad (21)$$

By elementary trigonometry, we get

$$\begin{aligned} q &= (2r \cos(\theta) \sin(\theta + \omega), 2r \sin(\theta) \sin(\theta + \omega)) \\ &= \left(2r \frac{\cos(\omega) \cot(\theta) + \sin(\omega) \cot^2(\theta)}{\cot^2(\theta) + 1}, 2r \frac{\cos(\omega) + \sin(\omega) \cot(\theta)}{\cot^2(\theta) + 1} \right) . \end{aligned}$$

Then, finding the general equation of the line through q and v , and of the line through q and w , we can calculate the general coordinates of b and c :

$$\begin{aligned} b &= \left(s, \frac{s}{\cot(\theta)} \right) , \\ c &= \left(s, \frac{(s - 2r \sin(\omega))(\sin(\omega) \cot(\theta) + \cos(\omega))}{\cos(\omega) \cot(\theta) - \sin(\omega)} \right) . \end{aligned}$$

We note $X(\theta) = \cot(\theta)$ (or X for short). Therefore,

$$\begin{aligned} q &= \left(2r \frac{\sin(\omega)X^2 + \cos(\omega)X}{X^2 + 1}, 2r \frac{\sin(\omega)X + \cos(\omega)}{X^2 + 1} \right) , \\ b &= \left(s, \frac{s}{X} \right) , \\ c &= \left(s, \frac{(s - 2r \sin(\omega))(\sin(\omega)X + \cos(\omega))}{\cos(\omega)X - \sin(\omega)} \right) . \end{aligned}$$

Here is the area σ of $\triangle qbc$.

$$\begin{aligned} &\sigma(X) \\ &= \frac{1}{2} |qb| |qc| \sin(\omega) \\ &= \frac{1}{2} \sin(\omega) \sqrt{\frac{((2r \sin(\omega) - s)X^2 + 2r \cos(\omega)X - s)^2}{X^2(X^2 + 1)}} \sqrt{\frac{((2r \sin(\omega) - s)X^2 + 2r \cos(\omega)X - s)^2}{(\cos(\omega)X - \sin(\omega))^2(X^2 + 1)}} \\ &= \frac{1}{2} \sin(\omega) \frac{((2r \sin(\omega) - s)X^2 + 2r \cos(\omega)X - s)^2}{|X(\cos(\omega)X - \sin(\omega))| (X^2 + 1)} \end{aligned}$$

$$= \frac{1}{2} \sin(\omega) \frac{((2r \sin(\omega) - s)X^2 + 2r \cos(\omega)X - s)^2}{X(\cos(\omega)X - \sin(\omega))(X^2 + 1)}$$

The reason why the absolute value $|\cdot|$ disappeared is twofold. Firstly, by the hypothesis, $0 < \theta < \frac{1}{2}\pi$, so $X = \cot(\theta) > 0$. Secondly, by (21), $\theta < \frac{1}{2}\pi - \omega$, therefore

$$\begin{aligned} \theta &< \frac{1}{2}\pi - \omega \\ \cot(\theta) &> \cot\left(\frac{1}{2}\pi - \omega\right) \\ \cot(\theta) &> \tan(\omega) \\ \cos(\omega) \cot(\theta) &> \sin(\omega) \\ \cos(\omega) \cot(\theta) - \sin(\omega) &> 0 \\ \cos(\omega)X - \sin(\omega) &> 0 . \end{aligned}$$

Now we need to find for what values of X where $\sigma(X)$ is minimum, which means that we need to find for which X does $\sigma'(X) = 0$.

$$\begin{aligned} &\sigma'(X) \\ = &-\frac{1}{2} \sin(\omega) ((2r \sin(\omega) - s)X^2 + 2r \cos(\omega)X - s) \times \\ &((-s \sin(\omega) + 2r \sin^2(\omega) + 4r \cos^2(\omega))X^4 - 2 \cos(\omega)(s + 3r \sin(\omega))X^3 \\ &+ 6r \sin^2(\omega)X^2 + 2 \cos(\omega)(r \sin(\omega) - s)X + s \sin(\omega)) \div \\ &(X^2(\cos(\omega)X - \sin(\omega))^2(X^2 + 1)^2) \end{aligned}$$

Therefore $\sigma'(X) = 0$ if and only if

$$(2r \sin(\omega) - s)X^2 + 2r \cos(\omega)X - s = 0 \quad (22)$$

or

$$\begin{aligned} &(-s \sin(\omega) + 2r \sin^2(\omega) + 4r \cos^2(\omega))X^4 - 2 \cos(\omega)(s + 3r \sin(\omega))X^3 \\ &+ 6r \sin^2(\omega)X^2 + 2 \cos(\omega)(r \sin(\omega) - s)X + s \sin(\omega) = 0 . \end{aligned} \quad (23)$$

The first equation is quadratic in $X = \cot(\theta)$, therefore it can be solved in constant time for X and then it remains to solve for θ . The second equation is quartic in $X = \cot(\theta)$, therefore it can be solved in constant time for X and then it remains to solve for θ .

Actually, what we are interested in is $\sigma'(X(\theta)) = 0$. However, $\sigma'(X(\theta)) = \sigma'(X)X'(\theta) = \sigma'(X) \csc^2(\theta)$ and $\csc^2(\theta) \neq 0$. Finally, the extremities of the domain of θ are also candidates.

Overall, we get at most eight candidates for the minimum of σ (at most two from the quadratic equation, at most four from the quartic equation and the extremities of the domain of θ). So it can be solved exactly in constant time by taking the smallest of the eight candidates.

(3.2) Suppose R'' is vertical and $s \in]0, 2r \sin(\omega)[$. In this case there is no solution.

(3.3) The case where R'' is vertical and $s \geq 2r \sin(\omega)$ is similar to the case where R'' is vertical and $s \leq 0$. □