

Semiclassical Mechanics of the Wigner $6j$ -Symbol

Vincenzo Aquilanti

Dipartimento di Chimica, Università di Perugia, Perugia, Italy 06100

**Hal M. Haggard, Austin Hedeman, Nadir Jeevanjee,
Robert G. Littlejohn, and Liang Yu**

Department of Physics, University of California, Berkeley, California 94720 USA

E-mail: robert@wigner.berkeley.edu

Abstract. The semiclassical mechanics of the Wigner $6j$ -symbol is examined from the standpoint of WKB theory for multidimensional, integrable systems, to explore the geometrical issues surrounding the Ponzano-Regge formula. The relations among the methods of Roberts and others for deriving the Ponzano-Regge formula are discussed, and a new approach, based on the recoupling of four angular momenta, is presented. Special attention is devoted to symplectic reduction, the reduced phase space of the $6j$ -symbol (the 2-sphere of Kapovich and Millson), and the reduction of Poisson bracket expressions for semiclassical amplitudes. General principles for the semiclassical study of arbitrary spin networks are laid down; some of these were used in our recent derivation of the asymptotic formula for the Wigner $9j$ -symbol.

PACS numbers: 03.65.Sq, 02.20.Qs, 02.30.Ik, 02.40.Yy

1. Introduction

The Wigner $6j$ -symbol (or Racah W -coefficient) is a central object in angular momentum theory, with many applications in atomic, molecular and nuclear physics. These usually involve the recoupling of three angular momenta, that is, the $6j$ -symbol contains the unitary matrix elements of the transformation connecting the two bases that arise when three angular momenta are added in two different ways. Such applications and the definition of the $6j$ -symbol based on them are described by Edmonds (1960). More recently the $6j$ - and other $3nj$ -symbols have found applications in quantum computing (Marzuoli and Rasetti 2005) and in algorithms for molecular scattering calculations (De Fazio *et al* 2003, Anderson and Aquilanti 2006), which make use of their connection with discrete orthogonal polynomials (Aquilanti *et al* 1995, 2001a,b).

The $6j$ -symbol is an example of a spin network, a graphical representation for contractions between tensors that occur in angular momentum theory. The graphical notation has been developed by Yutsis *et al* (1962), El Baz and Castel (1972), Lindgren and Morrison (1986), Varshalovich *et al* (1981), Stedman (1990), Wormer and Palnus (2006) and others. The $6j$ -symbol is the simplest, nontrivial, closed spin network (one that represents a rotational invariant). Spin networks are important in lattice QCD and in loop quantum gravity where they provide a gauge-invariant basis for the field.

Applications in quantum gravity are described by Rovelli and Smolin (1995), Baez (1996), Carlip (1998), Barrett and Crane (1998), Regge and Williams (2000), Rovelli (2004) and Thiemann (2007), among others.

The asymptotics of spin networks and especially the $6j$ -symbol has played an important role in many areas. By “asymptotics” we refer to the asymptotic expansion for the spin network when all j 's are large, equivalent to a semiclassical approximation since large j in other language means small \hbar . The asymptotic expression for the $6j$ -symbol (the leading term in the asymptotic series) was first obtained by Ponzano and Regge (1968), or, more precisely, they obtained several formulas, valid inside and outside the classically allowed region and in the neighborhood of the caustics. In the same paper those authors gave the first spin foam model (a discretized path integral) for quantum gravity. The formula of Ponzano and Regge is notable for its high symmetry and the manner in which it is related to the geometry of a tetrahedron in three-dimensional space. It is also remarkable because the phase of the asymptotic expression is identical to the Einstein-Hilbert action for three-dimensional gravity integrated over a tetrahedron, in Regge's (1961) simplicial approximation to general relativity. The semiclassical limit of the $6j$ -symbol thus plays a crucial role in simplicial approaches to the quantization of the gravitational field.

For all these reasons, asymptotic formula of Ponzano and Regge for the $6j$ -symbol has attracted a great deal of attention. Ponzano and Regge obtained their formula by inspired guesswork, and supported their conclusion both with numerical evidence and many arguments of consistency and plausibility. The formula itself is of the one-dimensional WKB-type, a reflection of the fact that the $6j$ -symbol fundamentally represents a dynamical system of one degree of freedom.

The Ponzano-Regge formula was first derived by Neville (1971), using the recursion relations satisfied by the $6j$ -symbol and a discrete version of WKB theory. Similar techniques were later used by Schulten and Gordon (1975a,b), who also presented stable algorithms for evaluating the $6j$ -symbol numerically. A proof of a different sort was later given by Biedenharn and Louck (1981), based on showing that the Ponzano-Regge formula satisfies a set of defining properties of the $6j$ -symbol.

More recently there have appeared more geometrical treatments of the asymptotics of the $6j$ -symbol, that is, those based on geometric quantization (Kirillov 1976, Guillemin and Sternberg 1977, Woodhouse 1991), symplectic geometry and symplectic and Poisson reduction (Abraham and Marsden 1978, Arnold 1989, Marsden and Ratiu 1999) and other techniques. Among these are the works by Roberts (1999) and by Charles (2008). In addition, the $6j$ -symbol has been taken as a test case for asymptotic studies of amplitudes that occur in quantum gravity (Barrett and Steele 2003, Freidel and Louapre 2003), in which the authors developed integral representations for the $6j$ -symbol as integrals over products of the group manifold. There have also been quite a few other studies of asymptotics of particular spin networks, including Barrett and Williams (1999), Baez *et al* (2002), Rovelli and Speziale (2006), Hackett and Speziale (2007), Conrady and Freidel (2008), Alesci *et al* (2008), Barrett *et al* (2009), among others. We also mention the works of Gurau (2008), which applies standard asymptotic techniques (Stirling's approximation, etc) directly to Racah's sum for the $6j$ -symbol; of Ragni *et al* (2010) on the computation of $6j$ -symbols and on the asymptotics of the $6j$ -symbol when some quantum numbers are large and others small; and of Littlejohn and Yu (2009) on uniform approximations for the $6j$ -symbol.

In addition there has been some work on the q -deformed $6j$ -symbol, important

for the regularization of the Ponzano-Regge spin-foam model (Turaev and Viro 1992, Ooguri 1992a,b) and for its possible connection to quantum gravity with cosmological constant. In particular, Taylor and Woodward (2004) applied the recursion and WKB method of Schulten and Gordon to the q -deformed $6j$ -symbol. The results are geometrically interesting (the tetrahedron of Ponzano and Regge is moved from \mathbb{R}^3 to S^3 when the q -deformation is turned on), but it seems that at present there is no geometrical treatment of the asymptotics of the q -deformed $6j$ -symbol, analogous to what is available for the ordinary $6j$ -symbol.

In Aquilanti *et al* (2007) we applied multidimensional WKB theory for integrable systems to the asymptotics of the $3j$ -symbol, and in this paper we apply similar techniques to the $6j$ -symbol. These methods bear the closest relationship to the works of Roberts (1999) and of Charles (2008). The point of this paper is not another derivation of the Ponzano-Regge formula, but rather to clarify the relationship among some of the methods used in the past, to reveal useful calculational techniques, and to lay the basis for the development of new results. Among the latter we mention our own work on uniform approximations for the $6j$ -symbol (Littlejohn and Yu, 2009) and our recent derivation of the asymptotic form for the $9j$ -symbol (Haggard and Littlejohn, 2010), both of which relied on techniques explained in this paper. We also have manuscripts in preparation concerning the volume operator in quantum gravity in which geometry described in this paper is important, especially the spherical phase space for the $6j$ -symbol. Previous and current work on the volume operator includes Chakrabarti (1964), Lévy-Leblond and Lévy-Nahas (1965), Lewandowski (1996), Major and Seifert (2001), Carbone *et al* (2002), Neville (2006), Brunnemann and Rideout (2008, 2010) and Ding and Rovelli (2010).

In this paper we refer to Aquilanti *et al* (2007) as I and to Hedeman and Littlejohn (2010) as II, for example writing eqn. (I.13) or Fig. II.2 for equations and figures from those papers. We note two errata in I, namely, $\sigma(x)$ in (I.89) should read $\sigma(u)$, and j_3 and j_4 should be swapped in the $6j$ -symbol in (I.112).

2. Models for the $6j$ -symbol

For given values of the six j 's, the $6j$ -symbol is just a number, but to study its semiclassical limit it is useful to write it as a scalar product $\langle B|A \rangle$ of wave functions in some Hilbert space, since that yields an integral representation to which the stationary phase approximation can be applied. This can be done in many different ways, corresponding to what we call different “models” of the $6j$ -symbol. In this section we describe a class of such models that are related to one another. We begin by summarizing our notation for the Schwinger representation of angular momentum operators. Then we present what we call the “ $12j$ -model,” which was used by Roberts (1999) in his derivation of the Ponzano-Regge formula. Next we describe the “ $4j$ -model” which we will use for the semiclassical analysis of this paper. We also mention an $8j$ -model for the $6j$ -symbol.

2.1. The Schwinger Representation

Our notation for the Schwinger representation of angular momentum operators is similar to that used in our other papers. See Secs. I.3 and II.2.1 for more details.

We denote the Schwinger Hilbert space by $\mathcal{H} = L^2(\mathbb{R}^2)$; it is the space of wave functions $\psi(x_1, x_2)$ for two harmonic oscillators of unit frequency and mass. The usual

annihilation and creation operators are $\hat{a}_\mu = (\hat{x}_\mu + i\hat{p}_\mu)/\sqrt{2}$, $\hat{a}_\mu^\dagger = (\hat{x}_\mu - i\hat{p}_\mu)/\sqrt{2}$, for $\mu = 1, 2$; we use hats on operators to distinguish them from their classical counterparts. We define operators

$$\hat{I} = \frac{1}{2}\hat{a}^\dagger\hat{a}, \quad \hat{J}_i = \frac{1}{2}\hat{a}^\dagger\sigma_i\hat{a}, \quad (1)$$

where $i = 1, 2, 3$ and where \hat{a} (without the μ index) is a 2-vector (or spinor) of operators, with obvious contractions against the Pauli matrices σ_i and \hat{a}^\dagger . These operators satisfy the commutation relations $[\hat{I}, \hat{J}_i] = 0$, $[\hat{J}_i, \hat{J}_j] = i\epsilon_{ijk}\hat{J}_k$. We set $\hbar = 1$. Note that $\hat{I} = (\hat{H}_1 + \hat{H}_2 - 1)/2$, where \hat{H}_μ , $\mu = 1, 2$, are the two harmonic oscillators. There is also the operator relation $\hat{\mathbf{J}}^2 = \hat{I}(\hat{I} + 1)$. We denote the squares of 3-vectors in bold face. The operators $\hat{\mathbf{J}}$ generate an $SU(2)$ action on \mathcal{H} , which carries one copy of each irrep $j = 0, 1/2, 1, \dots$. The irreducible subspace j is also an eigenspace of \hat{I} with eigenvalue j .

In the various nj -models we take tensor products of the Schwinger Hilbert space, writing \mathcal{H}_r for the r -th copy. Similarly, we put an r index on various operators, for example, \hat{a}_r , \hat{I}_r , $\hat{\mathbf{J}}_r$, $r = 1, \dots, n$, or, with two indices, $\hat{a}_{r\mu}$, $\mu = 1, 2$.

2.2. The 12j-model of the 6j-symbol

We begin with the standard spin network (Yutsis *et al* 1962) of the 6j-symbol, shown in Fig. 1. We will refer to the labeling of the six j 's in the 6j-symbol shown in Fig. 1 as the ‘‘symmetric’’ labeling. We take an arrow pointing away from a vertex as a contravariant index, as explained in II; arrows pointing toward a vertex indicate an index of a 3j-symbol that has been lowered. Next, we perform an operation on each edge of the spin network that is illustrated for edge 1 in Fig. 2. That is, we insert the identity operator, written as a mixed tensor version of the 2j-symbol (see the middle line of Fig. II.10), creating a stub. We label the edge emerging from the 2j-symbol toward a 3j-symbol with a prime ($1'$ in the figure); the meaning of the prime will be explained momentarily, but the j values on both sides of the 2j-symbol remain the same (j_1 in this case, otherwise the 2j-symbol would vanish). Next we swap the direction of the primed edge and the direction of the stub, incurring two phases that cancel. We do this on all six edges of the spin network in Fig. 1. The resulting diagram is somewhat busy so we do not attempt to draw it, but each edge of the original diagram now looks like the final diagram in Fig. 2.

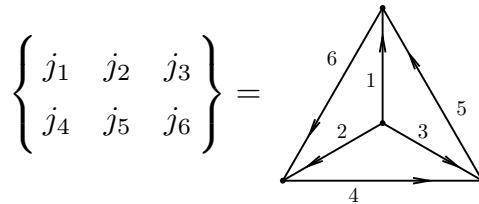


Figure 1. The Yutsis spin network for the 6j-symbol, in a symmetrical labeling of the j 's. The numbers 1, 2, etc on the spin network refer to j_1 , j_2 , etc.

As a result, all $3j$ -symbols have all arrows pointing away from them (they are purely contravariant), while all $2j$ -symbols have arrows pointing toward them (they are purely covariant). Obviously something similar can be done with any spin network composed of only trivalent nodes ($3j$ -symbols), in particular, with any of the $3nj$ -symbols. If arrows with these orientations are taken as standard, then the arrows can be dropped, and only the stubs remain to indicate the original orientations of the edges. This is the procedure recommended by Stedman (1990). We shall keep the arrows, however, because sometimes we do not wish to use stubs or $2j$ -symbols.

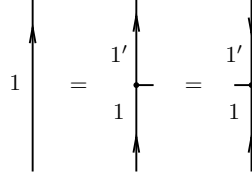


Figure 2. By inserting $2j$ -symbols in each edge of a Yutsis diagram, all $3j$ -symbols can be put into standard form (purely contravariant).

We now break up the final diagram in Fig. 2 in two different ways. The first way is illustrated in Fig. 3, in which the primed and unprimed lines are broken into summations over primed and unprimed quantum numbers m . This is done for all six edges of the original spin network. Using the definition (II.30) for the $2j$ -symbol, the result is

$$\left\{ \begin{matrix} j_1 & j_2 & j_3 \\ j_4 & j_5 & j_6 \end{matrix} \right\} = \left(\prod_{r=1}^6 (-1)^{2j_r} \sqrt{2j_r + 1} \right) \sum_{\text{all } m\text{'s}} \times \begin{pmatrix} j_1 & j_2 & j_3 \\ m_1 & m_2 & m_3 \end{pmatrix} \begin{pmatrix} j_1 & j_5 & j_6 \\ m'_1 & m'_5 & m_6 \end{pmatrix} \begin{pmatrix} j_2 & j_6 & j_4 \\ m'_2 & m'_6 & m_4 \end{pmatrix} \begin{pmatrix} j_3 & j_4 & j_5 \\ m'_3 & m'_4 & m_5 \end{pmatrix} (2) \times \begin{pmatrix} j_1 & j_1 \\ m_1 & m'_1 \end{pmatrix} \dots \begin{pmatrix} j_6 & j_6 \\ m_6 & m'_6 \end{pmatrix}$$

A phase has appeared because we have swapped the m 's and m' 's in all six $2j$ -symbols. This formula may be compared to Edmonds (1960), eq. (6.2.3). Edmonds does not have the phase but the answers agree because $(-1)^{2(j_1+j_2+j_3)} = 1$ and because Edmonds has swapped m_r and m'_r relative to our definitions for $r = 4, 5, 6$.

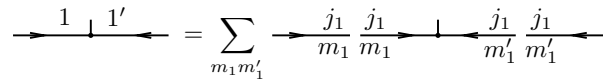


Figure 3. Breaking lines to represent $6j$ -symbol as a sum over $2j$ - and $3j$ -symbols.

Another way of decomposing the final diagram in Fig. 2 is shown in Fig. 4, in which we use the chevron notation (Stedman 1990) for bras and kets as in Fig. II.1. (The chevron is a broadly open arrow terminating a line; a ket points outward, a bra inward, and the two join together in a scalar product.) The bras and kets indicated

by the diagram belong to some vector spaces that we must specify. As far as the 6j-symbol is concerned we can talk about any carrier spaces for irreps of $SU(2)$, but in the following we will use twelve copies of the Schwinger Hilbert space \mathcal{H} which we denote by \mathcal{H}_r and \mathcal{H}'_r , $r = 1, \dots, 6$. We shall interpret the unprimed and primed kets that appear in Fig. 4 as belonging to the j_r -irreducible subspace of \mathcal{H}_r and \mathcal{H}'_r , respectively. The bras then belong to the corresponding dual spaces \mathcal{H}_r^* and \mathcal{H}'_r^* .

$$\begin{array}{c} \rightarrow \\ \leftarrow \end{array} \begin{array}{c} 1 \\ \downarrow \\ 1' \end{array} \leftarrow = \begin{array}{c} 1 \\ \rightarrow \end{array} \begin{array}{c} \rightarrow \\ \rightarrow \end{array} \begin{array}{c} 1 \\ \downarrow \\ 1' \end{array} \begin{array}{c} \leftarrow \\ \leftarrow \end{array} \begin{array}{c} 1' \\ \leftarrow \end{array}$$

Figure 4. Breaking lines into scalar products of bras and kets.

As a result we can write the 6j-symbol of Fig. 1 as a scalar product $\langle B|A\rangle$, where states $|A\rangle$, $|B\rangle$ belong to the total Hilbert space $\mathcal{H}_{12j} = (\prod_r \otimes \mathcal{H}_r)(\prod_r \otimes \mathcal{H}'_r)$. These states are illustrated in Fig. 5. The ket $|A\rangle$ is the product of four states of the 3j-type illustrated in Fig. II.2, while the ket $|B\rangle$ is the product of six states of the 2j-type illustrated in Fig. II.9.

$$\begin{array}{c} |A\rangle = \\ \begin{array}{cccc} \begin{array}{c} \uparrow \\ 1 \\ \swarrow \quad \searrow \\ 2 \quad 3 \end{array} & \begin{array}{c} \uparrow \\ 1' \\ \swarrow \quad \searrow \\ 5' \quad 6 \end{array} & \begin{array}{c} \uparrow \\ 2' \\ \swarrow \quad \searrow \\ 6' \quad 4 \end{array} & \begin{array}{c} \uparrow \\ 3' \\ \swarrow \quad \searrow \\ 4' \quad 5 \end{array} \end{array} \\ \\ \begin{array}{c} |B\rangle = \\ \begin{array}{cccccc} \begin{array}{c} \uparrow \\ 1' \\ \downarrow \\ 1 \end{array} & \begin{array}{c} \uparrow \\ 2' \\ \downarrow \\ 2 \end{array} & \begin{array}{c} \uparrow \\ 3' \\ \downarrow \\ 3 \end{array} & \begin{array}{c} \uparrow \\ 4' \\ \downarrow \\ 4 \end{array} & \begin{array}{c} \uparrow \\ 5' \\ \downarrow \\ 5 \end{array} & \begin{array}{c} \uparrow \\ 6' \\ \downarrow \\ 6 \end{array} \end{array} \end{array}$$

Figure 5. The two states that appear in Roberts' (1999) expression for the 6j-symbol.

In another notation we specify a quantum state by the operators and quantum numbers of which the state is a simultaneous eigenstate. This requires that the eigenstate be nondegenerate, so that it is determined to within a normalization and phase. This in turn requires, in a certain sense, that the number of independent operators should be equal to the number of degrees of freedom of the system. We will not attempt to be precise about this statement, but will illustrate the principle in several examples.

One example is the first 3j-state appearing in Fig. 5, which lies in the Hilbert space $\mathcal{H}_1 \otimes \mathcal{H}_2 \otimes \mathcal{H}_3$ and is a simultaneous eigenstate of \hat{L}_r , $r = 1, 2, 3$ with eigenvalues j_r , $r = 1, 2, 3$. It is also an eigenstate of the vector of operators

$$\hat{\mathbf{J}}_{123} = \hat{\mathbf{J}}_1 + \hat{\mathbf{J}}_2 + \hat{\mathbf{J}}_3, \quad (3)$$

the total angular momentum on this Hilbert space, with eigenvalue $\mathbf{0}$. That this simultaneous eigenstate is nondegenerate follows from standard angular momentum theory; and the number of operators (six) equals the number of degrees of freedom in

the Hilbert space (two for each \mathcal{H}_r , $r = 1, 2, 3$). Thus we write this state as illustrated in Fig. 6, indicating both operators and eigenvalues. As for the normalization and phase of the state, these must be supplied by context. For the $3j$ -state illustrated in Fig. 6, these are given in terms of the $3j$ -symbol by eq. (II.25); in particular, the state is normalized.

$$\left| \begin{array}{ccc} \hat{I}_1 & \hat{I}_2 & \hat{I}_3 \\ j_1 & j_2 & j_3 \end{array} \begin{array}{c} \hat{\mathbf{J}}_{123} \\ \mathbf{0} \end{array} \right\rangle = \begin{array}{c} \uparrow 1 \\ \swarrow 2 \quad \searrow 3 \end{array}$$

Figure 6. Ket notation for invariant state of the $3j$ -type.

Similarly, the first $2j$ -state in Fig. 5 lies in the Hilbert space $\mathcal{H}_1 \otimes \mathcal{H}'_1$ and is a simultaneous eigenstate of the operators \hat{I}_1 and \hat{I}'_1 with eigenvalues j_1 and j_1 , as well as of the total angular momentum operator on this space,

$$\hat{\mathbf{J}}_{11'} = \hat{\mathbf{J}}_1 + \hat{\mathbf{J}}'_1, \quad (4)$$

with eigenvalue $\mathbf{0}$. This state is a simultaneous eigenstate of five operators, but in a sense only two of the three components of $\hat{\mathbf{J}}_{11'}$ are independent, so we should count only four independent operators, which agrees with the number of degrees of freedom in the Hilbert space (again, two each for \mathcal{H}_1 and \mathcal{H}'_1). We write this state as illustrated in Fig. 7; the normalization and phase of the spin network itself are shown in eq. (II.29), while the ket is normalized to unity with an extra phase reflecting the swap of the two operands.

$$\left| \begin{array}{ccc} \hat{I}_1 & \hat{I}'_1 & \hat{\mathbf{J}}_{11'} \\ j_1 & j_1 & \mathbf{0} \end{array} \right\rangle = \frac{(-1)^{2j_1}}{\sqrt{2j_1 + 1}} \begin{array}{c} \uparrow 1' \\ \downarrow 1 \end{array}$$

Figure 7. Ket notation for invariant state of the $2j$ -type.

In this notation we can write the equations of Fig. 5 in the form

$$|A\rangle = \left| \begin{array}{ccc} \hat{I}_1 & \hat{I}_2 & \hat{I}_3 \\ j_1 & j_2 & j_3 \end{array} \begin{array}{c} \hat{\mathbf{J}}_{123} \\ \mathbf{0} \end{array} \right\rangle \left| \begin{array}{ccc} \hat{I}'_1 & \hat{I}'_5 & \hat{I}_6 \\ j_1 & j_5 & j_6 \end{array} \begin{array}{c} \hat{\mathbf{J}}_{1'5'6} \\ \mathbf{0} \end{array} \right\rangle \left| \begin{array}{ccc} \hat{I}'_2 & \hat{I}'_6 & \hat{I}_4 \\ j_2 & j_5 & j_6 \end{array} \begin{array}{c} \hat{\mathbf{J}}_{2'6'4} \\ \mathbf{0} \end{array} \right\rangle \left| \begin{array}{ccc} \hat{I}'_3 & \hat{I}'_4 & \hat{I}_5 \\ j_3 & j_4 & j_5 \end{array} \begin{array}{c} \hat{\mathbf{J}}_{3'4'5} \\ \mathbf{0} \end{array} \right\rangle, \quad (5)$$

and

$$|B\rangle = \left(\prod_{r=1}^6 (-1)^{2j_r} \sqrt{2j_r + 1} \right) \left| \begin{array}{ccc} \hat{I}_1 & \hat{I}'_1 & \hat{\mathbf{J}}_{11'} \\ j_1 & j_1 & \mathbf{0} \end{array} \right\rangle \dots \left| \begin{array}{ccc} \hat{I}_6 & \hat{I}'_6 & \hat{\mathbf{J}}_{66'} \\ j_6 & j_6 & \mathbf{0} \end{array} \right\rangle. \quad (6)$$

One can see that Edmonds' form of the $6j$ -symbol (2) is equal to $\langle B|A\rangle$.

This scalar product was the starting point for Roberts' (1999) analysis of the asymptotics of the $6j$ -symbol. We shall comment below on further aspects of Roberts' calculation.

2.3. The Triangle and Polygon Inequalities

We make a remark on a generalization of the triangle inequalities before presenting the 4j-model of the 6j-symbol. If (ℓ_1, ℓ_2, ℓ_3) are three nonnegative lengths, the usual triangle inequalities are $|\ell_i - \ell_j| \leq \ell_k \leq \ell_i + \ell_j$, where $(i, j, k) = (1, 2, 3)$ and cyclic permutations. We generalize these as follows. Let $\{\ell_i, i = 1, \dots, n\}$ be a set of lengths, $\ell_i \geq 0, i = 1, \dots, n$. Then this set is said to satisfy the “polygon inequality” if

$$\max\{\ell_i\} \leq \frac{1}{2} \sum_{i=1}^n \ell_i. \quad (7)$$

This is equivalent to the triangle inequalities when $n = 3$. In general, it represents the necessary and sufficient condition that line segments of the given, nonnegative lengths can be fitted together to form a polygon with n sides (in $\mathbb{R}^N, N > 0$).

2.4. The 4j-model of the 6j-symbol

A different way of writing the 6j-symbol as a scalar product begins with Fig. 8, in which the j 's in the 6j-symbol of Fig. 1 have been relabeled. We will refer to the labeling in Fig. 8 as the “asymmetric” labeling, which is more appropriate for the 4j-model. After the relabeling, we have reversed the arrow on the edge j_3 of the spin network (labeled simply by 3), incurring a phase $(-1)^{2j_3}$, and broken four edges into scalar products of a bra and a ket, as in Fig. 4. Then, on the second line of Fig. 8, we have unfolded the bra and the ket, written the bra as the Hermitian conjugate of a ket (see Sec. II.4.2), and adjusted phases. The result expresses the 6j-symbol as a phase times a scalar product of two states lying in the Hilbert space $\mathcal{H}_{4j} = \prod_{r=1}^4 \mathcal{H}_r$. It is understood that the ket terminating a line labeled r lies in the j_r -irreducible subspace of \mathcal{H}_r .

$$\left\{ \begin{array}{ccc} j_1 & j_2 & j_{12} \\ j_3 & j_4 & j_{23} \end{array} \right\} = (-1)^{2j_3} \begin{array}{c} \text{Spin Network Diagram} \\ \text{with edges } 1, 2, 3, 4, 12, 23 \end{array} \\ = (-1)^{2j_2} \left(\text{Diagram 1} \right)^\dagger \left(\text{Diagram 2} \right)$$

Figure 8. Asymmetric labeling of the 6j-symbol, and decomposition of spin network.

These same states arise in the recoupling of four angular momenta with a resultant of zero. In general terms, let $\mathcal{H}_{j_r}, r = 1, \dots, 4$, be a carrier space of dimension $2j_r + 1$ for irrep j_r of $SU(2)$ for fixed values of $j_r, r = 1, \dots, 4$, and let \mathcal{Z} be the subspace of

$\mathcal{K} = \mathcal{H}_{j_1} \otimes \mathcal{H}_{j_2} \otimes \mathcal{H}_{j_3} \otimes \mathcal{H}_{j_4}$ upon which

$$\hat{\mathbf{J}}_{\text{tot}} = \sum_{r=1}^4 \hat{\mathbf{J}}_r = 0. \quad (8)$$

This is the subspace of rotational invariants, that is, \mathcal{Z} is the set of states $|\psi\rangle \in \mathcal{K}$ that are invariant under rotations. The subspace \mathcal{Z} is nontrivial ($\dim \mathcal{Z} > 0$) if $\sum_{r=1}^4 j_r = \text{integer}$ and if the set $\{j_r\}$ satisfies the polygon inequality (7).

The subspace \mathcal{Z} can also be interpreted as the space of 4-valent intertwiners, that is, $SU(2)$ -invariant maps $\mathcal{K} \rightarrow \mathbb{C}$. This is because if $|\zeta\rangle \in \mathcal{Z}$ then $T : \mathcal{K} \rightarrow \mathbb{C} : \psi \mapsto \langle \zeta | \psi \rangle$ is such an intertwiner; and conversely, every intertwiner is associated with a unique vector $|\zeta\rangle \in \mathcal{Z}$ as shown.

As far as recoupling theory is concerned the spaces \mathcal{H}_{j_r} can be any carrier spaces of $SU(2)$ for the given values of j_r , but in our application we shall interpret the space \mathcal{H}_{j_r} as the irreducible subspace j_r of the r -th copy of the Schwinger Hilbert space \mathcal{H}_r . Then \mathcal{Z} becomes a subspace of \mathcal{H}_{4j} . We shall assume that the fixed values of the four j_r , $r = 1, \dots, 4$ are chosen such that $\dim \mathcal{Z} > 0$. We should properly label \mathcal{Z} by the four j_r values since \mathcal{H}_{4j} contains as many subspaces of the type \mathcal{Z} as there are choices of the four j_r 's. For simplicity, however, we will suppress this dependence in the notation, it being understood that j_r , $r = 1, \dots, 4$ are given.

Standard recoupling theory gives three ways of constructing an orthonormal basis in \mathcal{Z} . One uses Clebsch-Gordan coefficients to couple angular momenta according to the pattern $1 + 2 = 12$, $12 + 3 = 123$, $123 + 4 = 0$, resulting in the normalized state $|A\rangle$ lying in \mathcal{Z} , expressed in terms of a spin network in Fig. 9. A second way couples according to the pattern $2 + 3 = 23$, $1 + 23 = 123$, $123 + 4 = 0$, producing the normalized state $|B\rangle$ illustrated in Fig. 9. A third way, which we will not consider further, uses the intermediate coupling $1 + 3 = 13$.

$$|A\rangle = (-1)^{j_1 - j_2 - j_3 + j_4} \sqrt{2j_{12} + 1} \begin{array}{c} \nearrow 3 \quad \nwarrow 2 \\ \leftarrow 12 \\ \searrow 1 \\ \swarrow 4 \end{array}$$

$$|B\rangle = (-1)^{2(j_1 + j_2 + j_4)} \sqrt{2j_{23} + 1} \begin{array}{c} \nearrow 1 \quad \nwarrow 2 \\ \leftarrow 23 \\ \searrow 3 \\ \swarrow 4 \end{array}$$

Figure 9. Two ways of recoupling four angular momenta with a total of zero.

The quantum numbers j_{12} and j_{23} of the intermediate angular momenta range in integer steps between the bounds

$$\begin{aligned} j_{12,\min} &\leq j_{12} \leq j_{12,\max}, \\ j_{23,\min} &\leq j_{23} \leq j_{23,\max}, \end{aligned} \quad (9)$$

where the maximum and minimum values are given in terms of the four fixed j_r , $r = 1, \dots, 4$ by

$$\begin{aligned} j_{12,\min} &= \max(|j_1 - j_2|, |j_3 - j_4|), & j_{12,\max} &= \min(j_1 + j_2, j_3 + j_4), \\ j_{23,\min} &= \max(|j_2 - j_3|, |j_1 - j_4|), & j_{23,\max} &= \min(j_2 + j_3, j_1 + j_4). \end{aligned} \quad (10)$$

Then the dimension of \mathcal{Z} is given by

$$D = \dim \mathcal{Z} = j_{12,\max} - j_{12,\min} + 1 = j_{23,\max} - j_{23,\min} + 1. \quad (11)$$

Now by comparing Figs. 8 and 9 we see that the $6j$ -symbol is proportional to a scalar product,

$$\langle B|A \rangle = (-1)^{j_1+j_2+j_3+j_4} \sqrt{(2j_{12}+1)(2j_{23}+1)} \begin{Bmatrix} j_1 & j_2 & j_{12} \\ j_3 & j_4 & j_{23} \end{Bmatrix}. \quad (12)$$

This is the scalar product that we shall use for the semiclassical analysis of the $6j$ -symbol in this paper. In a different notation, we can write $\langle j_{23}|j_{12} \rangle$ instead of $\langle B|A \rangle$, which emphasizes the fact that this is a unitary matrix element connecting two bases on \mathcal{Z} . The usual orthonormality relations satisfied by the $6j$ -symbol (see Edmonds eq. (6.2.9)) are equivalent to the unitarity of $\langle j_{23}|j_{12} \rangle$.

Notice that in this $4j$ -model, the angular momenta $\hat{\mathbf{J}}_r$, $r = 1, 2, 3, 4$ are independent operators, while the two remaining angular momenta,

$$\hat{\mathbf{J}}_{12} = \hat{\mathbf{J}}_1 + \hat{\mathbf{J}}_2, \quad \hat{\mathbf{J}}_{23} = \hat{\mathbf{J}}_2 + \hat{\mathbf{J}}_3, \quad (13)$$

are not, rather they are functions of the first four. As usual in the Schwinger representation, the quantum number j_r , $r = 1, \dots, 4$ specifies the eigenvalues of both \hat{I}_r and $\hat{\mathbf{J}}_r^2$, that is, j_r and $j_r(j_r + 1)$, respectively. And the quantum numbers j_{12} and j_{23} specify the eigenvalues of the operators $\hat{\mathbf{J}}_{12}^2$ and $\hat{\mathbf{J}}_{23}^2$, that is, $j_{12}(j_{12} + 1)$ and $j_{23}(j_{23} + 1)$, respectively. But there are no operators \hat{I}_{12} or \hat{I}_{23} .

The states $|A \rangle$ and $|B \rangle$ in Fig. 9 can be expressed as eigenstates of complete sets of operators,

$$|A \rangle = \left| \begin{array}{cccccc} \hat{I}_1 & \hat{I}_2 & \hat{I}_3 & \hat{I}_4 & \hat{\mathbf{J}}_{12}^2 & \hat{\mathbf{J}}_{\text{tot}} \\ j_1 & j_2 & j_3 & j_4 & j_{12} & \mathbf{0} \end{array} \right\rangle, \quad |B \rangle = \left| \begin{array}{cccccc} \hat{I}_1 & \hat{I}_2 & \hat{I}_3 & \hat{I}_4 & \hat{\mathbf{J}}_{23}^2 & \hat{\mathbf{J}}_{\text{tot}} \\ j_1 & j_2 & j_3 & j_4 & j_{23} & \mathbf{0} \end{array} \right\rangle, \quad (14)$$

in a notation like that used in (5) and (6). As mentioned, these states are normalized, and their phases are specified by Fig. 9.

Notice that each state $|A \rangle$ and $|B \rangle$ has a list of eight independent operators (counting the three components of $\hat{\mathbf{J}}_{\text{tot}}$), corresponding to the eight degrees of freedom in the $4j$ -model. We will call these lists of operators the A -list and B -list, and write them collectively as

$$\begin{aligned} \hat{A} &= (\hat{I}_1, \hat{I}_2, \hat{I}_3, \hat{I}_4, \hat{\mathbf{J}}_{12}^2, \hat{\mathbf{J}}_{\text{tot}}), \\ \hat{B} &= (\hat{I}_1, \hat{I}_2, \hat{I}_3, \hat{I}_4, \hat{\mathbf{J}}_{23}^2, \hat{\mathbf{J}}_{\text{tot}}), \end{aligned} \quad (15)$$

We denote elements of these lists with subscripts, for example, \hat{A}_i or \hat{B}_i , $i = 1, \dots, 8$. The operators in the either of the lists (15) do not commute with one another (because the components of $\hat{\mathbf{J}}_{\text{tot}}$ do not commute; otherwise all commutators are zero), but they do possess simultaneous eigenstates in \mathcal{Z} , which are unique to within a phase, namely, the states (14).

2.5. The 8j-model of the 6j-symbol

We obtain an 8j-model of the 6j-symbol by inserting 2j-symbols into edges 12 and 23 of the spin network of Fig. 8 and then treating them in the same way as the 2j-symbols in the 12j-model. The result is the Hilbert space $\mathcal{H}_{8j} = (\prod_{r=1}^4 \otimes \mathcal{H}_r) \otimes \mathcal{H}_{12} \otimes \mathcal{H}'_{12} \otimes \mathcal{H}_{23} \otimes \mathcal{H}'_{23}$. This model has more symmetry than the 4j-model but less than the 12j-model. Operators \hat{I}_{12} and \hat{I}_{23} exist in this model (as well as operators \hat{I}'_{12} and \hat{I}'_{23}), unlike the 4j-model. This gives the 8j-model certain advantages over the 4j-model. We shall not consider the 8j-model further in this paper.

3. The Classical Manifolds

In this section we study the classical mechanics that will be relevant for the semiclassical analysis of the 6j-symbol in a 4j-model. We begin by presenting our notation for the Schwinger phase space and products of it that are used to represent coupled, classical angular momenta. Other spaces that will be important are obtained by Poisson and symplectic reduction. Then we examine the geometry of the A- and B-manifolds in phase space that support the states (14), including a rather general analysis of why they are Lagrangian. Finally we discuss the Bohr-Sommerfeld quantization of these manifolds.

3.1. The Schwinger Phase Space and Other Spaces

The classical phase space for two harmonic oscillators (the Schwinger phase space) is $\Phi = (\mathbb{R}^4, dp \wedge dx)$, with coordinates $(x, p) \in \mathbb{R}^4$, for $x, p \in \mathbb{R}^2$. See Secs. I.3 and II.2.1 for more details on our use of the Schwinger representation, as well as Cushman and Bates (1997) for a more detailed discussion of the geometry of two harmonic oscillators and the role played by the Hopf map. Here $dp \wedge dx$ means $\sum_{\mu=1}^2 dp_{\mu} \wedge dx_{\mu}$, and similarly for other obvious contractions over $\mu = 1, 2$. Complex coordinates $z_{\mu} = (x_{\mu} + ip_{\mu})/\sqrt{2}$, $\bar{z}_{\mu} = (x_{\mu} - ip_{\mu})/\sqrt{2}$ are also useful, allowing us to write $\Phi = (\mathbb{C}^2, id\bar{z} \wedge dz)$.

Interesting functions on Φ (classical observables) include

$$I = \frac{1}{2} \bar{z}z, \quad J_i = \frac{1}{2} \bar{z} \sigma_i z, \quad (16)$$

where $i = 1, 2, 3$, obviously the classical analogs of (1), and where z or \bar{z} without indices indicates a 2-component ‘‘spinor,’’ that is, an element of \mathbb{C}^2 . In comparison to (1) notice the absence of the hats, indicating that these are classical observables. These satisfy the Poisson bracket relations $\{I, J_i\} = 0$ and $\{J_i, J_j\} = \epsilon_{ijk} J_k$, as well as the identity $\mathbf{J}^2 = I^2$. The Hamiltonian flow of I is a $U(1)$ action on Φ , while the flows of J_i , $i = 1, 2, 3$, generate an $SU(2)$ action on Φ . Both actions are simple in the complex coordinates z : that of $U(1)$ is $z \mapsto \exp(-i\psi/2)z$, where ψ is the variable conjugate to I , while that of $SU(2)$ is $z \mapsto uz$, $\bar{z} \mapsto \bar{u}\bar{z}$, for $u \in SU(2)$.

The orbit of the $U(1)$ action generated by I passing through any point $z \neq 0$ on Φ is a circle on which ψ is a coordinate, covered once when $0 \leq \psi < 4\pi$. The level set $I = J$ for $J > 0$, where $I : \Phi \rightarrow \mathbb{R}$ is the function and $J \in \mathbb{R}$ is the contour value, is a 3-sphere to which the orbits of I are confined. The definition (16) of J_i is interpreted as a map $\pi : \Phi \rightarrow \mathbb{R}^3$, where the three components J_i of \mathbf{J} are coordinates on \mathbb{R}^3 (thus, this space is ‘‘angular momentum space’’). This map is a Poisson map (Marsden and

Ratiu 1999), giving \mathbb{R}^3 the Poisson structure $\{J_i, J_j\} = \epsilon_{ijk} J_k$. We denote \mathbb{R}^3 with this Poisson structure by Λ , as indicated by the diagram,

$$\begin{array}{ccc}
 (I = J) & \subset & \Phi \\
 \downarrow \pi_H & & \downarrow \pi \\
 \Sigma & \subset & \Lambda
 \end{array} \tag{17}$$

The map π can also be interpreted as the momentum map (Abraham and Marsden 1978) of the $SU(2)$ action on Φ , so that Λ or angular momentum space is identified with $\mathfrak{su}(2)^*$. When π is restricted to a level set $I = J > 0$ in Φ (a 3-sphere), it projects onto the 2-sphere $|\mathbf{J}| = J$ in Λ . This is the projection map π_H of the Hopf fibration, in which the orbits of I are the fibers (or ‘‘Hopf circles’’). It is also the map of symplectic reduction (Abraham and Marsden 1978) of the level set $I = J$ in Φ by the $U(1)$ action, so that the 2-spheres $|\mathbf{J}| = J$ in Λ are symplectic manifolds. The symplectic form on one of these 2-spheres is $J d\Omega$, where $d\Omega$ is the element of solid angle (to within a sign). We denote one of these spheres with its symplectic structure (for some value $J > 0$) by Σ ; these spheres are also the symplectic leaves of the Poisson structure in Λ .

In an nj -model of a spin network we take Cartesian products of the Schwinger phase space Φ to obtain the phase space for n independent classical angular momenta. We will illustrate the notation for the $4j$ -model. We write $\Phi_{4j} = \Phi^4$ for the entire phase space; apart from the symplectic structure, this is $\mathbb{C}^8 = \mathbb{R}^{16}$. Coordinates on Φ_{4j} are $x_{\mu r}, p_{\mu r}, z_{\mu r}$, etc, $\mu = 1, 2, r = 1, \dots, 4$. We denote the r -th copy of Φ by Φ_r , and define functions I_r, J_{ri} on Φ_r on the pattern of (16), that is, just by adding r subscripts to all the variables in those equations. Naturally these can also be viewed as functions on Φ_{4j} . The vector \mathbf{J}_r is the r -th classical angular momentum.

We generalize the diagram (17) to the $4j$ -model as follows,

$$\begin{array}{ccccc}
 (I_r = J_r) & \subset & \Phi_{4j} & & \\
 \downarrow \pi_H & & \downarrow \pi & & \\
 \text{CL} & \subset & \Sigma_{4j} & \subset & \Lambda_{4j} \\
 \downarrow \pi_{KM} & & & & \\
 \Gamma & & & &
 \end{array} \tag{18}$$

where π means dividing Φ_{4j} by the $U(1)^4$ action generated by $I_r, r = 1, \dots, 4$. Thus $\mathbf{J}_r, r = 1, \dots, 4$ are coordinates on $\Lambda_{4j} = (\mathbb{R}^3)^4$, in which the Poisson bracket of two functions f and g is given by

$$\{f, g\} = \sum_{r=1}^4 \mathbf{J}_r \cdot \left(\frac{\partial f}{\partial \mathbf{J}_r} \times \frac{\partial g}{\partial \mathbf{J}_r} \right). \tag{19}$$

Similarly, for four positive contour values $J_r > 0, r = 1, \dots, 4$, the level set $I_r = |\mathbf{J}_r| = J_r, r = 1, \dots, 4$, in Φ_{4j} is $(S^3)^4$ (indicated simply by $I_r = J_r$ in the diagram). The map π restricted to this space is a power of the Hopf map (simply

function	value
I_r	J_r
\mathbf{J}_{12}^2	J_{12}^2
\mathbf{J}_{23}^2	J_{23}^2
\mathbf{J}_{tot}	$\mathbf{0}$

Table 1. Notation for functions : $\Phi_{4j} \rightarrow \mathbb{R}$ and values (real numbers) of those functions. In the first row, $r = 1, \dots, 4$.

denoted π_H in the diagram), which projects $(S^3)^4$ onto the space $\Sigma_{4j} = (S^2)^4$, a symplectic manifold in Λ_{4j} . Notice that the radii of the spheres (the 3-spheres in Φ_{4j} and the 2-spheres in Λ_{4j}) need not be equal for different r . The spaces CL and Γ in (18) will be explained later.

Other important classical observables on Φ_{4j} are $\mathbf{J}_{12} = \mathbf{J}_1 + \mathbf{J}_2$ and $\mathbf{J}_{23} = \mathbf{J}_2 + \mathbf{J}_3$, their squares, \mathbf{J}_{12}^2 and \mathbf{J}_{23}^2 , and the total angular momentum $\mathbf{J}_{\text{tot}} = \sum_{r=1}^4 \mathbf{J}_r$.

3.2. Level Sets and Contour Values

The A - and B -lists of operators in (15) correspond to lists of classical observables (without the hats),

$$\begin{aligned} A &= (I_1, I_2, I_3, I_4, \mathbf{J}_{12}^2, \mathbf{J}_{\text{tot}}), \\ B &= (I_1, I_2, I_3, I_4, \mathbf{J}_{23}^2, \mathbf{J}_{\text{tot}}). \end{aligned} \quad (20)$$

We will denote the members of these lists by $A_i, B_i, i = 1, \dots, 8$. As discussed in I and in Littlejohn (1990), the Lagrangian manifolds that support the semiclassical approximations to the states $|A\rangle$ and $|B\rangle$ are the level sets in Φ_{4j} of these lists of classical observables, with quantized values of the contour values. We will defer the question of quantization to Sec. 3.6, and for now just examine these level sets for some suitable contour values. We will call the level sets of the A - and B -lists the A - and B -manifolds.

It will be convenient to distinguish notationally the functions in the two lists, regarded as maps : $\Phi_{4j} \rightarrow \mathbb{R}$, from the contour values, which are real numbers. Our notation is summarized in Table 1. The vector of functions \mathbf{J}_{tot} is given the value $\mathbf{0}$ because that is the only contour value we will consider. The other contour values are variable. The conventions in the table solve some notational problems in I, but the notation requires care. For example, the magnitude of the vector \mathbf{J}_r , regarded as a function : $\Phi_{4j} \rightarrow \mathbb{R}$, is not J_r , but on the level set $I_r = J_r$ it is true that that $|\mathbf{J}_r| = J_r$, in view of the identity between functions, $\mathbf{J}_r^2 = I_r^2$. If we wish to refer to the magnitude or the square of the vector \mathbf{J}_r , regarded as a function on Φ , we will write $|\mathbf{J}_r|$ or \mathbf{J}_r^2 (in bold face), not J_r or J_r^2 . We will denote the lists of contour values collectively by a or b , so that

$$\begin{aligned} a &= (J_1, J_2, J_3, J_4, J_{12}^2, \mathbf{0}), \\ b &= (J_1, J_2, J_3, J_4, J_{23}^2, \mathbf{0}), \end{aligned} \quad (21)$$

with components $a_i, b_i, i = 1, \dots, 8$.

Consider now the conditions on the contour values a, b such that the A - and B -manifolds should exist (as nonempty sets of points). The question of the dimensionality of these manifolds will be postponed to Sec. 3.4, but it turns out that

their maximum (for any contour values) and generic dimensionality is 8, one half the dimension of the $4j$ Schwinger phase space. We work with the A -manifold, since the conditions for the B -manifold are completely analogous.

First, the A -manifold clearly does not exist unless $J_r \geq 0$, $r = 1, \dots, 4$, so let us assume this condition. Then if the A -manifold exists, we can pick a point on it and evaluate the vector functions \mathbf{J}_r , $r = 1, \dots, 4$, to determine the projected point in Λ_{4j} . We visualize this point as four vectors in a single copy of \mathbb{R}^3 . In addition we compute the vector $\mathbf{J}_{12} = \mathbf{J}_1 + \mathbf{J}_2$ and plot it along with the others in \mathbb{R}^3 . Next, we move the vectors $(\mathbf{J}_1, \mathbf{J}_2, -\mathbf{J}_{12})$ end-to-end to create a triangle with sides (J_1, J_2, J_{12}) . We move the vectors by parallel transport in \mathbb{R}^3 , that is, without rotating them. Thus, the triangle inequalities are satisfied in the triplet of lengths (J_1, J_2, J_{12}) . Also, since $\mathbf{J}_{\text{tot}} = 0$, we can form a second triangle out of vectors $(\mathbf{J}_3, \mathbf{J}_4, \mathbf{J}_{12})$, so the triangle inequalities are satisfied in the triplet (J_3, J_4, J_{12}) . The two triangles have the edge J_{12} in common, creating a figure like Fig. 10.

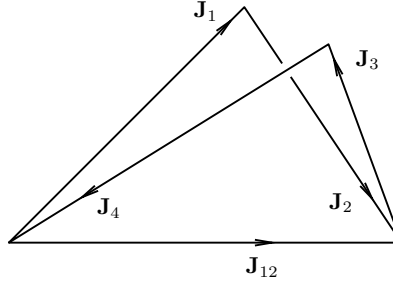


Figure 10. A point of the A - or B -manifolds in $\Phi_{4j} = \mathbb{C}^8$ projects under π onto a point of $\Lambda_{4j} = [\mathbb{R}^3]^4$ on which the four angular momenta \mathbf{J}_r add to zero. We visualize this point as four angular momentum vectors in a single copy of \mathbb{R}^3 that add to zero. In such diagrams, the vectors need not be based at the origin; here we place them end-to-end. Also shown in the figure is the vector $\mathbf{J}_{12} = \mathbf{J}_1 + \mathbf{J}_2$.

Conversely, suppose that $J_r \geq 0$, $r = 1, \dots, 4$ and that the triangle inequalities are satisfied in triplets (J_1, J_2, J_{12}) and (J_3, J_4, J_{12}) . This means that two triangles can be constructed in \mathbb{R}^3 with the given lengths. By translating and/or rotating the two triangles, we can bring the 12 edges into coincidence, thereby creating a figure like Fig. 10, and hence a point of Λ_{4j} . But since the map $\pi : \Phi_{4j} \rightarrow \Lambda_{4j}$ is onto, there exists an inverse image of this point in Φ_{4j} , hence the A -manifold exists.

In summary, we have shown that the A -manifold exists iff $J_r \geq 0$, $r = 1, \dots, 4$, and the triangle inequalities are satisfied in the triplets (J_1, J_2, J_{12}) and (J_3, J_4, J_{12}) . A similar result holds for the B -manifold, where the triplets are (J_2, J_3, J_{23}) and (J_1, J_4, J_{23}) . The triangle inequalities imply that J_{12} and J_{23} lie in the ranges,

$$J_{12,\min} \leq J_{12} \leq J_{12,\max}, \quad (22)$$

$$J_{23,\min} \leq J_{23} \leq J_{23,\max}, \quad (23)$$

where

$$J_{12,\min} = \max(|J_1 - J_2|, |J_3 - J_4|), \quad J_{12,\max} = \min(J_1 + J_2, J_3 + J_4), \quad (24)$$

$$J_{23,\min} = \max(|J_2 - J_3|, |J_1 - J_4|), \quad J_{23,\max} = \min(J_2 + J_3, J_1 + J_4). \quad (25)$$

These inequalities imply $J_{12}, J_{23} \geq 0$. Notice that the value 0 is not always excluded, for example, if $J_1 = J_2$ and $J_3 = J_4$ then $J_{12} = 0$ is allowed.

The A - and B -manifolds, when 8-dimensional, are Lagrangian. According to the Liouville-Arnold theorem (Arnold 1989) the compact level sets of complete sets of Poisson commuting observables are generically Lagrangian tori. The sets of observables A or B of interest in this paper are not commuting, however, so the Liouville-Arnold theorem does not apply. In a similar situation in I we showed that the manifold in question (what we called the “Wigner manifold”) was nevertheless Lagrangian. In the following section we present a general set of circumstances in which Lagrangian manifolds are obtained, which cover not only the cases considered in the Liouville-Arnold theorem but also all cases we know of in the asymptotics of spin networks, including the manifolds studied in I and the A - and B -manifolds of this paper.

3.3. Level Sets, Orbits, and Lagrangian Manifolds

We use general notation in this section that differs somewhat from that of the application to the $6j$ -symbol in the rest of the paper. The basic conclusion of this section is the following. Let $\{A_i, i = 1, \dots, m\}$ be a collection of classical observables on a phase space (symplectic manifold) P of dimension $2N$, that is, $A_i : P \rightarrow \mathbb{R}$. Let the set $\{A_i\}$ form a Lie algebra, that is, the Poisson brackets $\{A_i, A_j\}$ are linear combinations of the A_i . Let L be the level set $A_i = a_i$, for some contour values a_i , and suppose that all Poisson brackets $\{A_i, A_j\}$ vanish on L . Finally, suppose L is a smooth manifold of dimension N (thus, $m \geq N$). Then L is Lagrangian. The reader who is willing to accept this conclusion can skip the remainder of this section.

We deal with classical Hamiltonian systems with symmetry. Basic references on this subject are Abraham and Marsden (1978), Marsden and Ratiu (1999) and Cushman and Bates (1997). We make quite a few assumptions in this section, but most of them are generic. The most important one that is not is the assumption that the momentum, in the general sense of the value of the momentum map, is a fixed point of the coadjoint action of the group, that is, it is G -invariant.

Let P be a symplectic manifold of dimension $2N$, let G be a connected Lie group of dimension m with Lie algebra \mathfrak{g} , dual \mathfrak{g}^* , and symplectic action on P . Suppose the momentum map $M : P \rightarrow \mathfrak{g}^*$ exists, that is, the action of G is generated by Hamiltonian flows of a set of Hamiltonian functions. Let $\{\xi_i, i = 1, \dots, m\}$ be a basis in \mathfrak{g} , and let c^k_{ij} be the structure constants, so that $[\xi_i, \xi_j] = c^k_{ij} \xi_k$ (summation convention). Define functions $A_i : P \rightarrow \mathbb{R}$ by $A_i(x) = \langle M(x), \xi_i \rangle$ for all $x \in P$. These functions form a Lie algebra under the Poisson bracket, $\{A_i, A_j\} = c^k_{ij} A_k$, with the same structure constants as the ξ_i in \mathfrak{g} . Let $X_i = \omega^{-1} dA_i$ be the Hamiltonian vector fields associated with the A_i , where ω is the symplectic form on P , regarded as a map from vector fields to 1-forms.

For some point $x_0 \in P$ let $a = M(x_0)$, so the level set L of the A 's passing through x_0 is given by $A = a$ (that is, $L = M^{-1}(a)$). For simplicity we assume that L has only one connected component, or else we restrict consideration to the connected component passing through x_0 . Let n be the rank of the set of differential forms $\{dA_i, i = 1, \dots, m\}$, assumed to be constant over L . Then $n \leq m$ and $\dim L = 2N - n$. Also let the orbit of the G -action through x_0 be B . The vectors $\{X_i, i = 1, \dots, m\}$ are tangent to B and span its tangent space at each point. Also, $\text{rank}\{X_i\} = \text{rank}\{dA_i\} = n$, since ω is nonsingular. Thus, $\dim B = n$.

At this point we have the basic geometry for symplectic reduction, as illustrated in Fig. 11. Shown in the figure is the intersection C of L and B , which is the orbit of

x_0 under the isotropy subgroup of a under the coadjoint action of the group. Dividing L by the isotropy subgroup produces the reduced symplectic manifold.

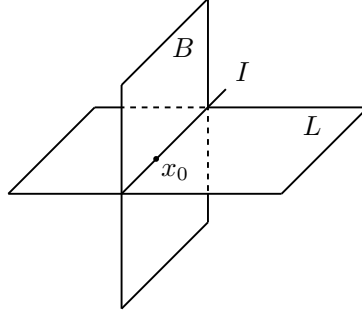


Figure 11. Schematic illustration of the basic geometry of symplectic reduction. L is the level set of the momentum map passing through x_0 , B is the orbit of the group action, and I the intersection, also the orbit of the isotropy subgroup.

Now suppose that $a \in \mathfrak{g}^*$ (the generalized momentum) is a fixed point of the coadjoint action of the group, that is, $\text{Ad}_g^* a = a, \forall g \in G$. By differentiation and contraction with an arbitrary element of \mathfrak{g} this implies $\langle a, [\eta, \zeta] \rangle = 0, \forall \eta, \zeta \in \mathfrak{g}$, or, by setting $\eta = \xi_i, \zeta = \xi_j, c^k_{ij} a_k = 0$. But this implies $\{A_i, A_j\} = c^k_{ij} A_k = 0$ on the level set L , where $A_k = a_k$. In other words, the functions A_i , which may form a nontrivial Lie algebra on P , have vanishing Poisson brackets among themselves on L . This in turn implies that the A_i 's are constant along each other's flows on B , that is, $X_i A_j = -\{A_j, A_i\} = 0$, so $B \subset L$. Therefore $\dim B \leq \dim L$, or $n \leq 2N - n$, or $n \leq N$.

Finally, let us assume that n takes its maximum value $n = N$. Then $\dim B = \dim L = N$. If L is compact, then $B = L$, that is, the level set and the orbit coincide. Moreover L is Lagrangian, since the vectors X_i span the tangent space to L and $\omega(X_i, X_j) = -\{A_i, A_j\} = 0$ on L . This in turn implies that L supports locally a solution of the simultaneous Hamilton-Jacobi equations involved in finding a semiclassical eigenfunction of the operators with principal symbols A_i .

In the case of an integrable system the group is Abelian, $G = \mathbb{R}^N$, the N classical observables A_i Poisson commute everywhere in phase space, and on a generic level set $A = a$ the differentials dA_i are linearly independent everywhere. Since the group is Abelian, a is automatically a fixed point of the coadjoint action, and thus the level set is Lagrangian. Moreover, if it is compact, it is an N -torus.

In the case of the manifolds explored in I (the jm - and Wigner manifolds) and the A - and B -manifolds of this paper, the isotropy subgroup of the action of G on $x_0 \in P$ is zero-dimensional (a discrete set of points), so $\dim G = \dim B = m = n$. Moreover, $n = N$, so the manifolds are Lagrangian.

3.4. Properties of the A - and B -manifolds

We now apply the analysis of Sec. 3.3 to the A -manifold. In the following we visualize a point of Φ_{4j} as a 2×4 matrix of complex coordinates $z_{\mu r}$, referring to the r -th column as the r -th "spinor."

Here the symplectic manifold is $P = \Phi_{4j}$, and we take the group to be $G = U(1)^5 \times SU(2)$, where the action of $U(1)^5$ is generated by $(I_1, I_2, I_3, I_4, \mathbf{J}_{12}^2)$, and that of $SU(2)$ is generated by \mathbf{J}_{tot} . For given r , the observable I_r generates a $U(1)$ action, the multiplication the r -th spinor by $e^{-i\psi_r/2}$, where ψ_r is the evolution variable conjugate to I_r , with period 4π . See (I.27). Also, \mathbf{J}_{tot} generates the diagonal $SU(2)$ action, that is, all four spinors are multiplied by the same element $u \in SU(2)$ (the 2×4 matrix is multiplied on the left by u). See (I.28) and (I.29). As for the observable \mathbf{J}_{12}^2 , Hamilton's equations are

$$\frac{dz_{r\mu}}{dt} = \{z_{r\mu}, \mathbf{J}_{12}^2\} = 2J_{12i} \{z_{r\mu}, J_{12i}\} = \begin{cases} -i(\mathbf{J}_{12} \cdot \boldsymbol{\sigma})_{\mu\nu} z_{r\nu}, & \text{if } r = 1, 2, \\ 0, & \text{if } r = 3, 4, \end{cases} \quad (26)$$

where t is the variable of evolution. See (I.28) for a similar calculation, and notice that \mathbf{J}_{12} is a constant of the flow generated by \mathbf{J}_{12}^2 . Thus, \mathbf{J}_{12}^2 generates a $U(1)$ action that rotates spinors 1 and 2 about the axis $\mathbf{j}_{12} = \mathbf{J}_{12}/|\mathbf{J}_{12}|$, that is, it multiplies them by $u(\mathbf{j}_{12}, \theta) \in SU(2)$ (in axis-angle notation for an element of $SU(2)$, see (I.18)) while leaving spinors 3 and 4 invariant. The period is $\theta = 4\pi$ or $t = 2\pi/J_{12}$. The $U(1)$ action generated by \mathbf{J}_{12}^2 is not a rotation about a fixed axis, since \mathbf{J}_{12} depends on where we are in Φ_{4j} , but it does commute with the other $U(1)$ actions generated by the I_r , as well as the $SU(2)$ action generated by \mathbf{J} . Similar statements can be made about \mathbf{J}_{23}^2 .

Now we determine the maximum dimensionality of the A -manifold. Since there are 8 functions in the A -list and $\dim \Phi_{4j} = 16$, the answer will be 8 if the functions are independent. Functions are independent at a point if their differentials, in this case, $\{dA_i, i = 1, \dots, 8\}$, are linearly independent. In any case, the rank of this set of differentials is the same as the rank of the set of Hamiltonian vector fields $X_i = \omega^{-1}dA_i$.

The A -manifold cannot have its maximum dimension if any $J_r = 0$, for $r = 1, \dots, 4$, since that implies $dI_r = 0$. So we assume $J_r > 0$, $i = 1, \dots, 4$. This means that all four spinors z_r are nonzero, and hence the orbit of the group $U(1)^4$ generated by the I_r , $r = 1, \dots, 4$ is a four-torus T^4 . This is also the fiber of the projection $\pi : \Phi_{4j} \rightarrow \Lambda_{4j}$.

The condition $J_r > 0$, $r = 1, \dots, 4$ also means that all four vectors \mathbf{J}_r , $r = 1, \dots, 4$ are nonzero. We think of these vectors in a single copy of \mathbb{R}^3 . When the group $SU(2)$, whose action is generated by \mathbf{J}_{tot} , acts on Φ_{4j} , the effect on the vectors \mathbf{J}_r , $r = 1, \dots, 4$, is to rotate them by the corresponding element of $SO(3)$ (see (I.21)). If any of these vectors is moved by the $SO(3)$ rotation, then in Φ_{4j} we will have moved off the initial fiber of the projection π , hence we will have motions that are linearly independent of the $U(1)^4$ action. To make all three independent directions of rotation in $SO(3)$ give rise to linearly independent motions, we require that the isotropy subgroup of the $SO(3)$ action on the four vectors \mathbf{J}_r , $r = 1, \dots, 4$ be trivial. This requires that the four vectors \mathbf{J}_r , $r = 1, \dots, 4$ (which are nonzero) be linearly independent. This in turn requires that at least one of the triangles, (J_1, J_2, J_{12}) or (J_3, J_4, J_{12}) , have nonzero area.

Next there is the $U(1)$ -action on Φ_{4j} , generated by \mathbf{J}_{12}^2 . This has the effect on the vectors \mathbf{J}_r , $r = 1, \dots, 4$ of an $SO(2)$ rotation of vectors \mathbf{J}_1 and \mathbf{J}_2 about axis \mathbf{j}_{12} , while leaving \mathbf{J}_3 and \mathbf{J}_4 invariant. In order that this $SO(2)$ motion move us off the initial fiber, we require that \mathbf{J}_1 and \mathbf{J}_2 be linearly independent, that is, that triangle (J_1, J_2, J_{12}) have nonzero area. And in order that this motion be linearly independent of overall rotation generated by \mathbf{J}_{tot} , we require that the triangle (J_3, J_4, J_{12}) also

have nonzero area, in order that the $SO(2)$ rotation of $\mathbf{J}_1, \mathbf{J}_2$ should change the shape of the figure created by the four vectors. (The overall rotations generated by \mathbf{J}_{tot} do not change the shape of the figure.)

We conclude that at a point of the A -manifold, $\text{rank}\{dA_i, i = 1, \dots, 8\} = 8$ iff $J_r > 0, r = 1, \dots, 4$ and none of the triangle inequalities in (J_1, J_2, J_{12}) or (J_3, J_4, J_{12}) , or equivalently, the inequalities in (22), is saturated. Notice in particular that this implies $J_{12} > 0$. Since these conditions depend only on the contour values and not where we are on the A -manifold, the A -manifold, under the stated conditions, is a smooth, 8-dimensional manifold.

In addition, the A -manifold is compact. It is also connected, as follows by consideration of its projection under π (see Sec. 3.5). This means that the action of the group $U(1)^5 \times SU(2)$ is transitive on the A -manifold (it is the orbit of any point on it under the group action). It then follows from the discussion of Sec. 3.3 that the A -manifold, when 8-dimensional, is Lagrangian. Similar statements apply to the B -manifold.

To find the topology of the A -manifold, we first find the isotropy subgroup of the action of $U(1)^5 \times SU(2)$ on a point x_0 on this manifold. If we denote coordinates on $U(1)^5 \times SU(2)$ by $(\psi_1, \psi_2, \psi_3, \psi_4, \theta, u)$, where $u \in SU(2)$ and where the five angles are the 4π -periodic evolution variables corresponding to $(I_1, I_2, I_3, I_4, \mathbf{J}_{12}^2)$, respectively, then the isotropy subgroup is generated by two elements, say, $x = (2\pi, 2\pi, 2\pi, 2\pi, 0, -1)$ and $y = (0, 0, 2\pi, 2\pi, 2\pi, -1)$. The isotropy subgroup itself is the Viergruppe $\{e, x, y, xy\} = (\mathbb{Z}_2)^2$. Thus the A -manifold is topologically $U(1)^5 \times SU(2)/(\mathbb{Z}_2)^2$. This is the same logic used in I to find the topology of the ‘‘Wigner manifold’’ of that paper. The analysis is the same for the B -manifold, which has the same topology. The isotropy subgroup would be larger in degenerate cases, for example, when some triangle inequalities are saturated.

Now it is easy to find the invariant measure on the A - or B -manifolds. It is $d\psi_1 \wedge d\psi_2 \wedge d\psi_3 \wedge d\psi_4 \wedge d\theta \wedge du$, where du is the Haar measure on $SU(2)$ ($du = \sin\beta d\alpha \wedge d\beta \wedge d\gamma$ in Euler angles). Thus, the volume of the A - or B -manifold with respect to this measure is

$$V_A = V_B = \frac{1}{4}(4\pi)^5 \times 16\pi^2 = 2^{12}\pi^7, \quad (27)$$

where the $1/4$ compensates for the 4-element isotropy subgroup.

3.5. Projections and tetrahedra

We now study the projection of the A -manifold onto Λ_{4j} , for contour values such that the manifold is 8-dimensional. The projection consists of the set of four nonzero vectors in \mathbb{R}^3 , $\{\mathbf{J}_r, r = 1, \dots, 4\}$ of given lengths $J_r > 0$ with a sum of zero, $\mathbf{J}_{\text{tot}} = 0$, creating a closed chain of links as in Fig. 10, such that J_{12} has a given, positive value and both triangles 1-2-12 and 3-4-12 have nonzero area. We choose to place the four vectors end-to-end in the order $(\mathbf{J}_1, \mathbf{J}_2, \mathbf{J}_3, \mathbf{J}_4)$, as in Fig. 10; this is an arbitrary choice, but convenient for studying observables \mathbf{J}_{12}^2 and \mathbf{J}_{23}^2 (if we wished to examine \mathbf{J}_{13}^2 we would choose a different order). By filling in the lines \mathbf{J}_{12} and \mathbf{J}_{23} , the closed chain of links becomes a tetrahedron, as shown in Fig. 12.

The set of all such figures, modulo orientation, is the circle $S^1 = SO(2)$, whose angle is the dihedral angle about the edge \mathbf{J}_{12} . Including the orientation, we see that the projection of the A -manifold onto Λ_{4j} is topologically $SO(2) \times SO(3)$. One might imagine that this should be described as an $SO(3)$ bundle over $SO(2)$, but in fact

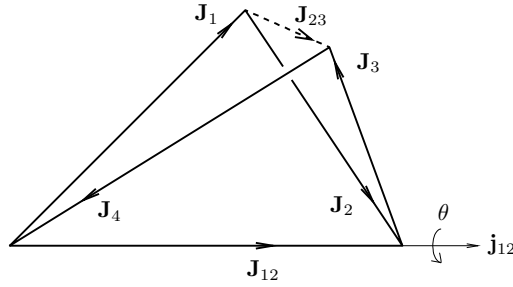


Figure 12. The function \mathbf{J}_{12}^2 generates a rotation about axis \mathbf{j}_{12} of vectors \mathbf{J}_1 and \mathbf{J}_2 , rotating triangle 1-2-12 by an angle θ while leaving triangle 3-4-12 fixed. The result is a family of tetrahedra with values of j_{23} , the length of vector \mathbf{J}_{23} , ranging from a minimum to a maximum.

the bundle is trivial. This is connected, so the inverse image under π , which is the A -manifold itself, is a 4-torus bundle over $SO(2) \times SO(3)$, and is also connected. An action of the group $SO(2) \times SO(3)$ on Λ_{4j} is generated by \mathbf{J}_{12}^2 and \mathbf{J}_{tot} , regarded as observables on Λ_{4j} using the Poisson structure (19). This is the projection of the action of $U(1)^5 \times SU(2)$ on Φ_{4j} . The motion generated by \mathbf{J}_{12}^2 is the “butterfly” motion illustrated in Fig. 12, in which the butterfly flaps one of its wings.

As the triangle 1-2-12 rotates around the edge 12, the length $|\mathbf{J}_{23}|$ varies between a maximum and minimum value. The minimum value is reached when triangles 1-2-12 and 3-4-12 lie in the same plane on the same side of line 12, and maximum when on opposite sides of line 12; these are also the minimum and maximum of $|\mathbf{J}_{23}|$ on the A -manifold in Φ_{4j} . These extremal values are reached when the tetrahedron is flat (its volume is zero), and can be obtained in terms of the other five J 's as the roots of the Cayley-Menger determinant (Berger 1987, Crippen and Havel 1988),

$$\det \begin{pmatrix} 0 & 1 & 1 & 1 & 1 \\ 1 & 0 & J_1^2 & J_{12}^2 & J_4^2 \\ 1 & J_1^2 & 0 & J_2^2 & x^2 \\ 1 & J_{12}^2 & J_2^2 & 0 & J_3^2 \\ 1 & J_4^2 & x^2 & J_3^2 & 0 \end{pmatrix} = 0, \quad (28)$$

where $x = |\mathbf{J}_{23}|$. Such determinants were an important part of the analysis of Ponzano and Regge (1968). In this case the determinant expresses the condition that the volume of the tetrahedron is zero. Expanding the determinant gives a quadratic equation in x^2 in terms of the five J 's specifying the A -manifold. The same condition can be expressed in terms of a smaller (3×3) Gram matrix of dot products, as discussed in Littlejohn and Yu (2009).

A similar analysis applies to the B -manifold except that here we fix the length J_{23} of vector \mathbf{J}_{23} , and create tetrahedra of different shapes by varying the dihedral angle between triangles 4-1-23 and 2-3-23, that is, by rotating vectors \mathbf{J}_2 and \mathbf{J}_3 about the axis $\mathbf{j}_{23} = \mathbf{J}_{23}/J_{23}$. In this process, the length $|\mathbf{J}_{12}|$ varies from some minimum to some maximum, which can be obtained by replacing x^2 in (28) by J_{23}^2 , and then J_{12}^2 by x^2 where now $x = |\mathbf{J}_{12}|$.

operator	Weyl symbol
\hat{I}_r	$I_r - 1/2$
$\hat{\mathbf{J}}_r$	\mathbf{J}_r
$\hat{\mathbf{J}}_{\text{tot}}$	\mathbf{J}_{tot}
$\hat{\mathbf{J}}_{12}$	\mathbf{J}_{12}
$\hat{\mathbf{J}}_{23}$	\mathbf{J}_{23}
$\hat{\mathbf{J}}_r^2$	$\mathbf{J}_r^2 - 3/8$
$\hat{\mathbf{J}}_{12}^2$	$\mathbf{J}_{12}^2 - 3/4$
$\hat{\mathbf{J}}_{23}^2$	$\mathbf{J}_{23}^2 - 3/4$

Table 2. Weyl symbols of selected operators. In rows containing operators \hat{I}_r , $\hat{\mathbf{J}}_r$ and $\hat{\mathbf{J}}_r^2$, $r = 1, \dots, 4$.

3.6. Quantizing the Manifolds

The A - and B -manifolds can be subjected to Bohr-Sommerfeld quantization, which selects certain contour values as quantized. The process uses the Weyl symbols or transforms (Weyl 1927, Wigner 1932, Groenewold 1946, Moyal 1949, Berry 1977, Balazs and Jennings 1984, Littlejohn 1986, Ozorio de Almeida 1998) of the lists (15) of operators, which are functions on Φ_{4j} . The Weyl symbols of selected operators are summarized in Table 2. It is important that the classical manifolds be the level sets of the Weyl symbols of the operators whose simultaneous eigenfunctions we seek (Littlejohn 1990); this holds in the present case because the Weyl symbols in the table are always equal to the corresponding classical observable (without the hat), to within an additive constant. Notationally we could have defined the classical observable (without the hat) as the Weyl symbol of the corresponding quantum observable, but the conventions in the table make it easier to establish the connections with the usual quantum numbers in physics. In particular, the zero point energy has been subtracted from the quantum observables \hat{I}_r , but not from the classical ones I_r , which explains the 1/2 on the first row of the table.

To quantize the A - or B -manifold, we first determine the homotopy group, then we compute action integrals and Maslov indices along generators of the group, then we require that the action plus Maslov correction be an integer multiple of 2π . Only manifolds of full dimensionality (8) can be quantized. This is the procedure followed in I, and the analysis is very similar in this case; in particular, in both cases the homotopy group is Abelian.

We just summarize the results, speaking of the A -manifold. We find that J_r , $r = 1, \dots, 4$ are quantized in half-integer steps, which we write in terms of the quantum numbers j_r as

$$J_r = j_r + 1/2, \quad (29)$$

where the allowed values of j_r are $0, \frac{1}{2}, 1, \dots$. Smaller values of j_r are not allowed because for $j_r = -1/2$ the manifolds do not have full dimensionality, while for $j_r < -1/2$ they do not exist. We choose the quantum number j_r so that it agrees with the usual notation in physics for the eigenvalues of various operators, but that is not confirmed until we compute the semiclassical eigenvalues in Sec. 3.7.

Similarly, J_{12} must be an integer or half-integer on quantized manifolds, which we write in terms of a conventional quantum number by $J_{12} = j_{12} + \frac{1}{2}$. In addition,

there is the condition that $j_1 + j_2 + j_{12}$ and $j_3 + j_4 + j_{12}$ be integers, the requirement (with the usual interpretation of the quantum numbers) that the 3j-symbols in Fig. 8 should exist. See also eq. (I.85). These imply that $j_1 + j_2 + j_3 + j_4$ must be an integer, part of the conditions that the subspace \mathcal{Z} defined in Sec. 2.4 be nontrivial.

The range of the quantum number j_{12} is determined by the requirement that the A -manifold be 8-dimensional. Looking first at the upper limit, if J_{12} is quantized we have

$$J_{12} = j_{12} + \frac{1}{2} < J_{12,\max} = \min(j_1 + j_2 + 1, j_3 + j_4 + 1). \quad (30)$$

Given the other conditions on j_{12} , this implies that the maximum quantized value of J_{12} is $J_{12,\max} - \frac{1}{2}$. Similarly, we find that the minimum quantized value of J_{12} is $J_{12,\min} + \frac{1}{2}$. The quantized values of J_{12} are separated from the maximum and minimum classical values (for given J_r , $r = 1, \dots, 4$) by a margin of $\frac{1}{2}$, and are spaced in integer steps. These rules imply

$$j_{12,\max} = J_{12,\max} - 1, \quad j_{12,\min} = J_{12,\min}. \quad (31)$$

They also imply the bounds (10) on the quantum number j_{12} . Similar results apply to the B -manifold and the quantized values of J_{23} .

Figure 13 is a numerical example of these quantization rules. The square in the figure is given by the bounds (22) and (23), while the spots are the quantized values of J_{12} and J_{23} . The latter are related to the usual quantum numbers by

$$J_{12} = j_{12} + \frac{1}{2}, \quad J_{23} = j_{23} + \frac{1}{2}. \quad (32)$$

The spots form a square array because $\langle j_{23}|j_{12} \rangle$ is a square matrix. The size of the matrix (the number of rows or columns of spots) is $\dim \mathcal{Z}$, given by (11). Other features of this figure will be explained later.

Note that the minimum value of J_r , $r = 1, \dots, 4$ and of J_{12} on any quantized A -manifold is $\frac{1}{2}$. The corresponding vectors always have a positive length. In addition, the triangles 1-2-12 and 3-4-12 always have a positive area. Similar conclusions apply to the B -manifold.

3.7. Semiclassical Eigenvalues

Once the classical manifolds are quantized, we find the semiclassical approximations to the eigenvalues of the operators in the A - or B -lists by evaluating the Weyl symbols of those operators on the classical manifold. Doing this for the operators \hat{I}_r , $r = 1, \dots, 4$, we find the eigenvalue of \hat{I}_r is j_r ; this is the exact answer, something that was to be expected since \hat{I}_r is a quadratic polynomial in the fundamental \hat{x} 's and \hat{p} 's of the system, and Weyl quantization of such operators is exact. See Littlejohn (1986) for more on classical and quantum quadratic polynomials. If we now compute the eigenvalue of $\hat{\mathbf{J}}_r^2$ by using the operator identity $\hat{\mathbf{J}}_r^2 = \hat{I}_r(\hat{I}_r + 1)$, naturally we get the exact answer, $j_r(j_r + 1)$. On the other hand, if we evaluate the Weyl symbol of the operator $\hat{\mathbf{J}}_r^2$ on the quantized level set, we get (according to the table) the eigenvalue $(j_r + 1/2)^2 - 3/8 = j_r(j_r + 1) - 1/8$, with an error of $-1/8$. There is an error because $\hat{\mathbf{J}}_r^2$ is a quartic polynomial in the fundamental \hat{x} 's and \hat{p} 's of the system, so Weyl quantization is not exact. The error is, however, of relative order \hbar^2 , that is, $1/j^2$, which is the error expected in lowest order semiclassical approximations. The operators $\hat{\mathbf{J}}_r^2$ do not appear in the A - or B -lists, but operators $\hat{\mathbf{J}}_{12}^2$ and $\hat{\mathbf{J}}_{23}^2$ do, and here again there is an error at order $1/j^2$. Moreover, in this case there are no operators

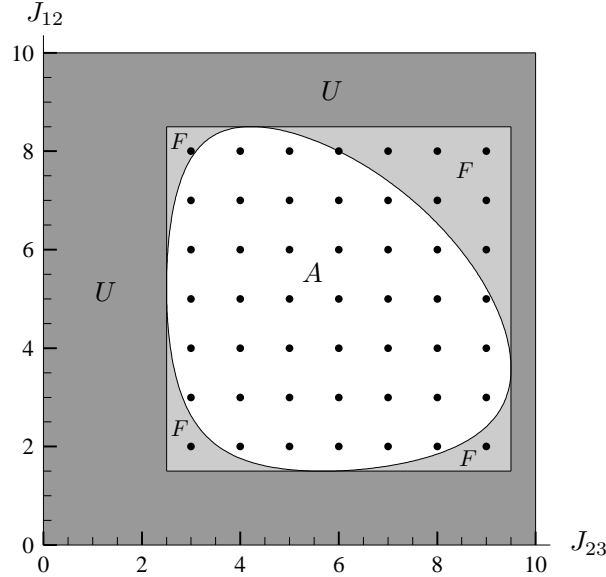


Figure 13. The J_{12} - J_{23} plane for $(J_1, J_2, J_3, J_4) = (5, \frac{7}{2}, 6, \frac{13}{2})$ (all quantized values). Region U is where either the A - or B - manifold does not exist. Inside the square both manifolds exist; A and F are the classically allowed and classically forbidden regions, respectively. Caustic curve is shown.

\hat{I}_{12} or \hat{I}_{23} which could be used to obtain the exact eigenvalues. This is a drawback of the $4j$ -model in comparison to the $8j$ - or $12j$ -models, where such operators exist. It does not, however, change any of the subsequent analysis, which depends only on using the quantized manifolds to carry out the stationary phase calculation.

3.8. Time-Reversal

We define a classical time-reversal operator, an antisymplectic map $\Theta : \Phi_{4j} \rightarrow \Phi_{4j}$ which is the obvious analog of the usual operator in quantum mechanics. In the complex coordinates, its action on all four spinors is given by

$$\Theta \begin{pmatrix} z_{1r} \\ z_{2r} \end{pmatrix} = \begin{pmatrix} -\bar{z}_{2r} \\ \bar{z}_{1r} \end{pmatrix}, \tag{33}$$

that is, $\Theta : z_r \mapsto v\bar{z}_r$, where $z_r \in \mathbb{C}^2$ and where v is given by (II.13). We recall that in quantum mechanics, it is time-reversal, not parity, that reverses the direction of angular momenta. At the classical level, this means that $\mathbf{J}_r(\Theta(x)) = -\mathbf{J}_r(x)$, where $x \in \Phi_{4j}$.

Time-reversal can be projected via π onto Λ_{4j} , where its effect on the coordinates is $\Theta : \mathbf{J}_r \mapsto -\mathbf{J}_r$. It is an anti-Poisson map on Λ_{4j} . See II for more about time reversal in spin networks.

4. Intersections and Actions

In this section we consider the intersections of the A - and B -manifolds, assuming that $J_r > 0$, $r = 1, \dots, 4$ are given. For now we treat this as a classical problem in

which the J 's (including J_{12} and J_{23}) are continuous variables, but we note that if J_r , $r = 1, \dots, 4$ are quantized then they are automatically positive. The motivation, however, is to find the stationary phase points of the scalar product (12), which are the intersections of the quantized manifolds.

4.1. Classically allowed and forbidden regions

A simple analogy will help to understand the results. Consider a one-dimensional harmonic oscillator, $H = (1/2)(x^2 + p^2)$ (classical or quantum). For a given value of the energy E , the classically allowed region is the interval of the x -axis between the turning points, given by $x = \pm\sqrt{2E}$, while the classically forbidden region is outside this interval. The classically allowed region can also be defined as the region of the x -axis where the two curves in phase space, $x = \text{const}$ and $H = E$, have intersections. These curves are level sets of the observables x and H , which appear on the two sides of the matrix element when we write the energy eigenfunction as $\psi_E(x) = \langle x|E\rangle$. Inside the classically allowed region the intersections between the two curves consist of two points, with opposite momentum values. These are related by time-reversal ($p \rightarrow -p$). In the classically forbidden region the two curves have no real intersections, but if we complexify phase space and the curves $x = \text{const}$ and $H = E$ (maintaining real contour values x and E), then they do have complex intersections that are related to the exponentially decaying wave function in the classically forbidden region.

We can view the classically allowed and forbidden regions in the x - E plane, in which both x and E are variables. See Fig. 14. The darkly shaded region in the figure, labeled UU , is the region $E < 0$, for which the level set $H = E$ does not exist. Above the line $E = 0$, both level sets, $x = \text{const}$ and $H = E$ exist. The unshaded region, labeled AA , is the classically allowed region, while the lightly shaded region, labeled FF , is the classically forbidden region. The quantized values of the energy ($E = n + \frac{1}{2}$) are indicated as spots on the E -axis. The parabola $E = x^2/2$ is the caustic curve, separating the classically allowed from the classically forbidden region.

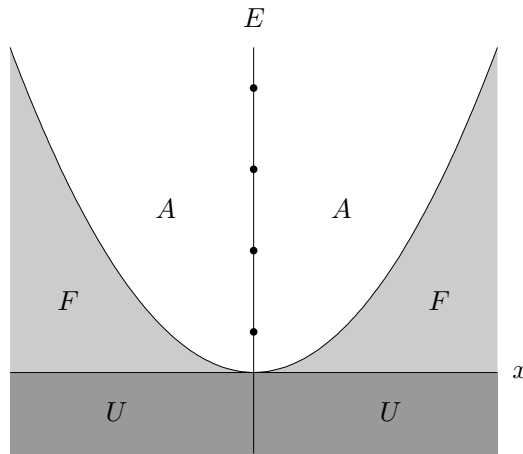


Figure 14. Regions of the x - E plane for the harmonic oscillator: UU where curves $H = E$ do not exist, and AA and FF , the classically allowed and forbidden regions, respectively. The parabola is the caustic curve.

4.2. Intersections of the A - and B -manifolds

Similarly, for positive J_r , $r = 1, \dots, 4$, either the A - or B -manifold does not exist if J_{12} or J_{23} lies outside the bounds (22) and (23). Those inequalities define a square region of the J_{23} - J_{12} plane, as illustrated in Fig. 13. A figure like this was first given by Neville (1971). The darkly shaded region outside the square, labeled U , is where either the A - or B -manifold does not exist. In the interior of the square both manifolds exist and have full dimensionality. On the boundary of the square they exist, but have less than full dimensionality, since some triangle inequality is saturated. If the A - and B -manifolds exist and intersect, then we are in the classically allowed (unshaded) region in the interior of the square. If they exist but do not intersect, then we are in the classically forbidden (lightly shaded) region. The caustic curve is the oval curve in the figure, separating the classically allowed from the classically forbidden regions. Notice that it touches the square boundary at four points.

If we fix a value of J_{12} , we can regard the classically allowed and forbidden regions as intervals of the J_{23} -axis. The interval within which the B -manifold exists is given by (23); this is the interval of allowed J_{23} values, given J_r , $r = 1, \dots, 4$. The classically allowed region, on the other hand, is the interval of allowed J_{23} values, given J_r , $r = 1, \dots, 4$ and J_{12} (equivalent to the statement that the manifolds intersect). Since this is a more restrictive condition, the classically allowed region must be a subset of the interval (23). Moreover, since the A -manifold is connected, the subset must be a connected interval, since this subset is the range of J_{23} values that occur on a given A -manifold. This is just what we see in Fig. 13: for most values of J_{12} , the interval inside the square consists of a classically allowed region, surrounded on both sides by classically forbidden regions, outside of which are the regions in which manifolds of the given J_{23} values do not exist. The bounds of the classically allowed region are given by the roots of (28), that is, they correspond to tetrahedra of zero volume. The caustic curve in Fig. 13 is the contour of $\det M = 0$, where M is the Cayley-Menger determinant (28).

The volume vanishes if the tetrahedron is flat. For most values of the parameters, this does not require that any of the triangular faces have zero area. But for certain values of J_{12} , the volume vanishes at a place where the face 2-3-23 has zero area (thus, \mathbf{J}_2 , \mathbf{J}_3 and \mathbf{J}_{23} are linearly dependent). This is the point where the caustic curve touches the boundary of the square on the left or right. Similarly, the caustic curve touches the boundary of the square on the top and bottom of the square, where not only does the volume vanish, but also the area of triangle 1-2-12.

The caustic curve never lies outside the bounds (23) defined by the triangle inequalities. This is in spite of a claim by Biedenharn and Louck (1981) to the contrary (it also seems that their interpretation of Fig. 6 from Ponzano and Regge is incorrect).

If the values of J_r , $r = 1, \dots, 4$ are quantized, then we can plot the quantized values of J_{12} and J_{23} as a square array of spots, as in the figure. See other comments on this array in Sec. 3.6. In Littlejohn and Yu (2009) we incorrectly stated that the quantized values of J_{12} and J_{23} can fall exactly on a caustic, citing the theory of Brahmagupta quadrilaterals (Sastry 2002). That theory shows that plane quadrilaterals with integer sides and integer diagonals exist, that is, flat tetrahedra with all integer edges. However, to represent a $6j$ -symbol, the sums of the integers around the faces of triangles must be odd, and this condition cannot be met. (The integers divided by 2 are the values of $J_r = j_r + \frac{1}{2}$, and the sum of the j_r around the faces must be an integer.) A correct proof of the nonexistence of flat, quantized

tetrahedra, credited to Adler, is given in a brief citation by Ponzano and Regge (1968).

We now examine the intersections of the A - and B -manifolds in greater detail. First, the A - and B -manifolds (assumed to exist) have an intersection in Φ_{4j} iff their projections onto Λ_{4j} intersect. Furthermore, the intersection in Φ_{4j} is the lift of the intersection of the projections in Λ_{4j} , with a T^4 fiber over every point. These statements follow from the fact that over every point $x \in \Lambda_{4j}$ there is a 4-torus fiber in Φ_{4j} , and that if x lies on the intersection of the projections of the A - and B -manifolds, then the 4-torus belongs to both the A - and B -manifolds in Φ_{4j} . This is the same logic used in I under similar circumstances.

To find the intersections of the projections in Λ_{4j} we require four vectors \mathbf{J}_r , $r = 1, \dots, 4$ that satisfy

$$\begin{aligned} |\mathbf{J}_r| &= J_r, & \sum_{r=1}^4 \mathbf{J}_r &= 0, \\ |\mathbf{J}_1 + \mathbf{J}_2| &= J_{12}, & |\mathbf{J}_2 + \mathbf{J}_3| &= J_{23}, \end{aligned} \quad (34)$$

for the given values of $J_r > 0$, $r = 1, \dots, 4$ and of J_{12} and J_{23} . A nice way of constructing these vectors is given in Appendix A of Littlejohn and Yu (2009), which uses the singular value decomposition of the Gram matrix of dot products associated with the Cayley-Menger determinant (28). This method not only gives an explicit solution for these vectors at any point in the classically allowed region, it also shows that they are unique to within the overall action of $O(3)$. It is obvious in any case that if \mathbf{J}_r , $r = 1, \dots, 4$ is a solution of (34), then so is $S\mathbf{J}_r$ for any $S \in O(3)$. This method was generalized to the 9j-symbol in Haggard and Littlejohn (2010).

The group $O(3)$ is conveniently decomposed into proper rotations in $SO(3)$ and spatial inversion, which is time-reversal in the present case. It is a basic fact of geometrical figures in \mathbb{R}^3 that spatial inversion is not equivalent to any proper rotation unless the figure is planar. Another fact is that the orbit of a geometrical figure under $SO(3)$ is diffeomorphic to $SO(3)$ itself, unless the dimension of the figure is ≤ 1 . These issues are discussed by Littlejohn and Reinsch (1995, 1997) in the context of molecular configurations. They imply that except at the caustics, where the tetrahedron is flat, two tetrahedra related by time-reversal are not related by any proper rotation. Therefore, except at the caustics, the solution set of (34) in Λ_{4j} consists of two disconnected subsets, each diffeomorphic to $SO(3)$, related by time-reversal. Each subset consists of tetrahedra of nonzero volume related by proper rotations. At a generic point of the caustic curve, where the tetrahedron is flat but still 2-dimensional, the two subsets merge into one, which is still diffeomorphic to $SO(3)$.

The intersections in Φ_{4j} are the lifts of these intersections in Λ_{4j} . Therefore, except at the caustics, the intersection of the A - and B -manifolds consists of two disconnected subsets, related by time-reversal, where each subset is a T^4 -bundle over $SO(3)$. These subsets are 7-dimensional, so the A - and B -manifolds, which are 8-dimensional, intersect in two 7-dimensional submanifolds. The situation can be visualized as in Fig. 15, where $A \cap B = I_1 \cup I_2$ and where I_1 and I_2 are the connected intersection sets, related by Θ (see (33)). Each intersection set is an the orbit of the group $U(1)^4 \times SU(2)$, where $U(1)^4$ represents the phases of the four spinors and $SU(2)$ is the diagonal action (thus, the group is generated by I_r , $r = 1, \dots, 4$ and \mathbf{J}_{tot}).

The isotropy subgroup of this group is \mathbb{Z}_2 , generated by element $(2\pi, 2\pi, 2\pi, 2\pi, -1)$, in coordinates $(\psi_1, \psi_2, \psi_3, \psi_4, u)$ for group $T^4 \times SU(2)$, where $u \in SU(2)$. The volume of intersection manifold I_1 or I_2 with respect to the measure

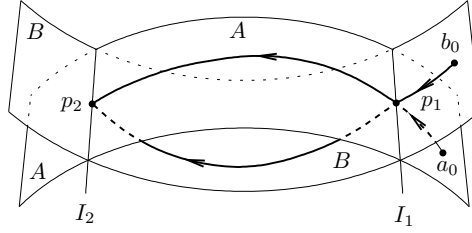


Figure 15. A schematic illustration of the intersection of the two 8-dimensional A - and B -manifolds in Φ_{4j} . The two intersections I_1 and I_2 are 7-dimensional, and are related by time-reversal. Paths for computing action functions S_A and S_B relative to initial points a_0 and b_0 on the two manifolds are shown.

$d\psi_1 \wedge d\psi_2 \wedge d\psi_3 \wedge d\psi_4 \wedge du$ is

$$V_I = \frac{1}{2}(4\pi)^4 \times 16\pi^2 = 2^{11}\pi^6. \quad (35)$$

An interesting aspect of the method of Appendix A of Littlejohn and Yu (2009) for finding the vectors \mathbf{J}_r , $r = 1, \dots, 4$ is that it also works in the classically forbidden region, where it produces complex 3-vectors that satisfy (34). These solutions are determined modulo the action of spatial inversion and $SO(3, \mathbb{C})$. In fact, as discussed in that reference, the vectors can be chosen so that two components are real and one purely imaginary, so that the symmetry group of the solution set is the Lorentz group $SO(2, 1) \subset SO(3, \mathbb{C})$. Roberts (1999) and others have referred to the tetrahedra in the classically forbidden region as living in \mathbb{R}^3 with a Minkowski metric, while those in the classically allowed region live in \mathbb{R}^3 with a Euclidean metric. This is a correct interpretation of the situation for the 6j-symbol, but we do not think it is appropriate for generalizations to other spin networks. For example, in the 9j-symbol (Haggard and Littlejohn 2010) the vectors in the classically forbidden region cannot be chosen so that two components are real, instead they belong to \mathbb{C}^3 , and the symmetry group of the solution set is $SO(3, \mathbb{C})$, not some Lorentz subgroup thereof. This simply means that to explore the complex Lagrangian manifolds, complex Euler angles must be used when following the Hamiltonian flows generated by \mathbf{J}_{tot} . The complexified A - and B -manifolds in the 6j-symbol support the asymptotic forms given by Ponzano and Regge (1968) in the classically forbidden region.

4.3. Actions and phases on the A - and B -manifolds

Let the x -space wave functions associated with states $|A\rangle$ and $|B\rangle$ of (14) be denoted $\psi_A(x) = \langle x|A\rangle$ and $\psi_B(x) = \langle x|B\rangle$. The semiclassical approximations to these wave functions involve phases $e^{iS_A(x)}$ and $e^{iS_B(x)}$, where actions $S_A(x)$ and $S_B(x)$ are integrals of $p dx = \sum_{r\mu} p_{r\mu} dx_{r\mu}$ from some initial points on the two manifolds to some final point. The initial points on the A - and B -manifolds are denoted a_0 and b_0 , respectively, in Fig. 15; they determine the overall phases of the states $|A\rangle$ and $|B\rangle$.

As explained in I, the branches of the stationary phase evaluation of the matrix element $\langle B|A\rangle$ are associated with the intersections of the A - and B -manifolds, in this case the manifolds I_1 and I_2 , so the asymptotic form of the 6j-symbol has two branches. Moreover, the phase associated with each branch is $S_A - S_B$ evaluated on the corresponding intersection manifold (see, for example, (I.3) or (I.5)), and is

independent of where we evaluate it on that manifold. Figure 15 illustrates two points p_1 and p_2 , on intersection manifolds I_1 and I_2 , respectively, with paths that may be used for computing the actions S_A and S_B .

In the following we shall be interested in the relative phase between the two branches. Let us define

$$S_1 = S_{A1} - S_{B1}, \quad S_2 = S_{A2} - S_{B2}, \quad (36)$$

and

$$S = S_2 - S_1 = \int_{a_0}^{p_2} - \int_{b_i}^{p_2} - \int_{a_0}^{p_1} + \int_{b_0}^{p_1} p dx = \oint p dx, \quad (37)$$

where the final integral is taken along the path that goes from p_1 to p_2 along the A -manifold and then back to p_1 along the B -manifold. The relative phase is independent of the initial points a_0 and b_0 , and is moreover a symplectic invariant. The relative phase is easier to determine than the absolute phases of either branch, which are related to the overall phase convention for the 6j-symbol. In computing the relative phase, we note that the loop integral in (37) can be evaluated with respect to any symplectic 1-form, such as the complex one used in I (see (I.64)),

$$\oint \sum_{r\mu} p_{r\mu} dx_{r\mu} = \text{Im} \oint \sum z_{r\mu} d\bar{z}_{r\mu}. \quad (38)$$

The loop integral can be transformed by Stokes' theorem into an integral of the symplectic form over the enclosed area, since on $\Phi_{4j} = \mathbb{C}^8$ all cycles are boundaries.

4.4. Closing the loop in Λ_{4j}

We shall construct the closed loop giving the relative phase between the branches according to (37) by following the Hamiltonian flows of various observables. Let us define the signed volume of the tetrahedron as $V = (1/6)\mathbf{J}_1 \cdot (\mathbf{J}_2 \times \mathbf{J}_3)$, and let us take manifold I_1 to be the one on which $V < 0$, so that $V > 0$ on I_2 . Time-reversal changes the sign of the volume when mapping I_1 into I_2 and vice versa. Let us start at a point p of I_1 , as in Fig. 16. Then by following the \mathbf{J}_{12}^2 -flow we trace out a path that takes us along the A -manifold to a point q of I_2 . We cannot use any of the other seven observables defining the A -manifold for this purpose, namely, $(I_1, I_2, I_3, I_4, \mathbf{J})$, since their flows confine us to the intersection manifold I_1 .

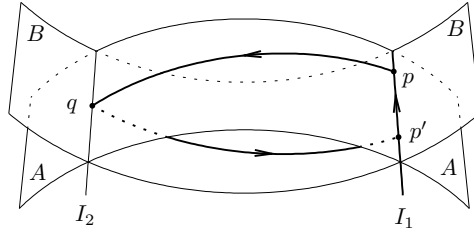


Figure 16. The \mathbf{J}_{12}^2 -flow takes us from a point p of intersection manifold I_1 along the A -manifold to point q of manifold I_2 ; and then the \mathbf{J}_{23}^2 -flow takes us back to point p' of I_1 . To close the loop it is necessary to connect p' to p inside I_1 .

We see that the \mathbf{J}_{12}^2 -flow does take us to manifold I_2 by considering the projection of the path p - q in Fig. 16 onto Λ_{4j} . We visualize the projected path as a transformation

applied to a set of four vectors in \mathbb{R}^3 that define a tetrahedron. The situation is illustrated in Fig. 17. In part (a) of that figure, we have four vectors \mathbf{J}_r that sum to zero, defining a tetrahedron of negative volume. The lengths $J_r > 0$, $r = 1, \dots, 4$, J_{12} and J_{34} are assumed to have the prescribed values, and vector \mathbf{J}_{12} is drawn (but not \mathbf{J}_{23}). We take the point p of Fig. 16 to lie on the T^4 fiber above this tetrahedron. The \mathbf{J}_{12}^2 -flow rotates the 1-2-12 triangle about the 12-axis by the right-hand rule while leaving the 3-4-12 triangle fixed (see (26)), that is, it rotates the 1-2-12 triangle into the foreground. Let the angle of rotation be $2\phi_{12}$, where ϕ_{12} is the interior dihedral angle of the tetrahedron along edge 12 in its original configuration. This brings triangle 1-2-12 through triangle 3-4-12 to the opposite side, creating a new tetrahedron with the same lengths (the new J_{23} is the same as the old one), hence the same dihedral angles, but with the opposite signed volume. The result is illustrated in part (b) of Fig. 17, a tetrahedron that is the projection of a point $q \in I_2$ in Φ_{4j} , as illustrated in Fig. 16. Thus we see that the \mathbf{J}_{12}^2 -flow does take us from I_1 to I_2 along the A -manifold, as claimed.

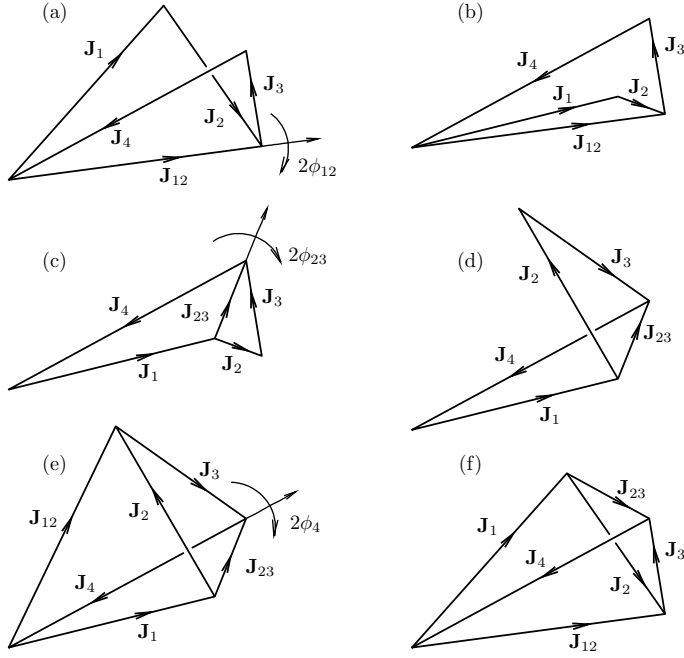


Figure 17. A cycle of rotational transformations that takes a tetrahedron in \mathbb{R}^3 back into itself.

Having reached point $q \in I_2$, we can go back to I_1 along the B -manifold by following the \mathbf{J}_{23}^2 -flow, reaching point $p' \in I_1$ as illustrated in Fig. 16. The transformation in Λ_{4j} is illustrated in Fig. 17. Part (c) of that figure is the same as part (b), except that vector \mathbf{J}_{23} is drawn and \mathbf{J}_{12} is suppressed. The \mathbf{J}_{23}^2 -flow rotates triangle 2-3-23 about the axis $\mathbf{j}_{23} = \mathbf{J}_{23}/J_{23}$, while leaving triangle 1-4-23 fixed. Let the angle of rotation be twice the interior dihedral angle along edge 23, that is, $2\phi_{23}$, as illustrated in part (c) of Fig. 17. The result is part (d) of that figure, a tetrahedron in which the volume has been inverted a second time, taking us back to

the original (negative) volume in part (a). We arrive at point $p' \in I_1$, as in Fig. 16.

It is clear that p' is not the same as the original point p , because if it were, the orientation of the tetrahedron in part (d) of Fig. 17 would be the same as that in part (a). Thus to create a closed loop in Φ_{4j} , we must follow some path in I_1 taking us from p' to p , as in Fig. 16.

We create this path from p' to p in I_1 in two steps. First we apply an $SU(2)$ transformation to all four spinors at point p' , that is, a diagonal transformation, whose projection onto Λ_{4j} is an $SO(3)$ transformation of the tetrahedron in part (d) of Fig. 17, returning it to the original orientation in part (a). This is a proper rotation of all four vectors \mathbf{J}_r , that is, a rigid rotation of the entire tetrahedron, and it is the final step in a cycle of rotations that transform the original tetrahedron in part (a) into itself. That figures (a) and (d) must be related by some proper rotation is clear, since the lengths of the sides are the same and the signed volume is the same. In fact, it is easy to see that the axis of the final rotation is \mathbf{J}_4 , since this vector is left invariant by both the \mathbf{J}_{12}^2 - and \mathbf{J}_{23}^2 -flows, and is the same in parts (a) and (d). As it turns out, the final rotation has axis $-\mathbf{j}_4 = -\mathbf{J}_4/j_4$ (notice the minus sign) and angle $2\phi_4$, twice the internal dihedral angle along edge 4. This is illustrated in part (e) of Fig. 17, which is the same as part (d) except that all vectors are drawn. The effect of the final rotation is illustrated in part (f), which is the same as part (a) except that all vectors are drawn.

4.5. Angle of the final rotation

To obtain the angle of the final rotation about axis $-\mathbf{j}_4$, we use the fact that the product of two reflections is rotation. Let a reflection about a plane P be $Q(P)$. There are four ways to draw the angle between the planes, one of which is denoted by α in Fig. 18. For a given choice of dihedral angle α , let the outward pointing normals of the two planes be \mathbf{n} and \mathbf{m} , as in the figure. Then

$$Q(\mathbf{n})Q(\mathbf{m}) = R(\mathbf{a}, 2\alpha), \quad (39)$$

where we use axis-angle notation for the rotation R and where the axis \mathbf{a} of the rotation is along the line of intersection of the two planes and is given by

$$\mathbf{a} = \frac{\mathbf{n} \times \mathbf{m}}{|\mathbf{n} \times \mathbf{m}|} = \frac{\mathbf{n} \times \mathbf{m}}{\sin \alpha}. \quad (40)$$

Although the angle α , the normals \mathbf{m} and \mathbf{n} , and the axis \mathbf{a} depend on which of the four choices is made for the dihedral angle, the resulting rotation does not (although it does depend on the order in which the reflections are applied).

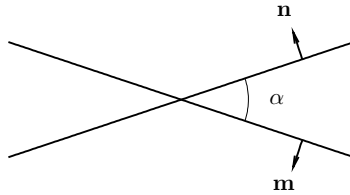


Figure 18. The product of two reflections is a rotation.

Let us denote the first rotation taking us from part (a) to part (b) of Fig. 17 in axis-angle form by $R_{12}(\mathbf{j}_{12}, 2\phi_{12})$, where the 12-subscript on R indicates that this

rotation only affects vectors \mathbf{J}_1 and \mathbf{J}_2 . It is obvious from Fig. 17 that the effect of this rotation on all the angular momentum vectors is to reflect them in the plane 3-4-12, that is,

$$\mathbf{J}'_r = Q(3-4-12)\mathbf{J}_r, \quad (41)$$

where the prime refers to the values of the vectors after the first rotation and where $r = 1, \dots, 4$. This applies for $r = 1, 2$ because the reflection in the 3-4-12 plane has the same effect as the rotation, and for $r = 3, 4$ because the reflection does nothing to these vectors and the rotation does not apply to them. Note that the 3-4-12 plane is the same in parts (a) and (b) of the figure (the plane is not affected by the first rotation).

Similarly, we denote the second rotation, taking us from part (c) to part (d) of Fig. 17, by $R_{23}(\mathbf{j}'_{23}, 2\phi_{23})$, where the prime on \mathbf{j}'_{23} indicates that the axis is the 23-direction after the first rotation. Then the effect of the second rotation on all four \mathbf{J}'_r is the same as a reflection in the plane 1'-4-2'3, that is,

$$\mathbf{J}''_r = Q(1'-4-2'3)\mathbf{J}'_r. \quad (42)$$

The planes of the two rotations intersect in edge 4 of the tetrahedron, which can be seen more clearly in Fig. 19, which is the same as part (c) of Fig. 17 except that all vectors are drawn. In Fig. 19, plane 3-4-12 is the back plane, and is also the plane of the first reflection. Plane 1'-4-2'3 (primes are omitted in the figure) is the plane of the second reflection. In comparison to (39), if we identify α with the interior dihedral angle ϕ_4 at edge 4, then \mathbf{m} is the outward normal to plane 3-4-12, while \mathbf{n} is the outward normal to plane 1'-4-2'3. Their cross product is in the direction \mathbf{j}_4 , so we have

$$\mathbf{J}''_r = R(\mathbf{j}_4, 2\phi_4)\mathbf{J}'_r, \quad r = 1, \dots, 4. \quad (43)$$

This is the rotation taking us from part (a) to part (e) of Fig. 17; to undo that rotation, we apply $R(-\mathbf{j}_4, 2\phi_4)$ to pass from part (e) to part (f) of that figure.

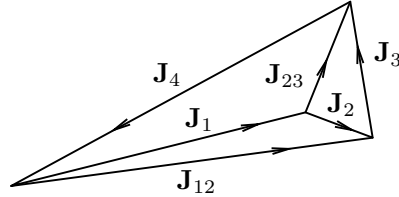


Figure 19. The plane of the first reflection is the back plane, 3-4-12, while that of the second is the plane 1'-4-2'3 (primes suppressed in the figure).

To summarize the rotational history, we have applied the rotations

$$R(-\mathbf{j}_4, 2\phi_4)R_{23}(\mathbf{j}'_{23}, 2\phi_{23})R_{12}(\mathbf{j}_{12}, 2\phi_{12}) \quad (44)$$

to the tetrahedron in part (a) of Fig. 17, taking it through a cycle of tetrahedra and returning it to its original shape and orientation. The corresponding $SU(2)$ rotations, with the same axes and angles, are applied to point p in Fig. 16, taking us along a path $p \rightarrow q \rightarrow p' \rightarrow p''$. Point p'' is not shown in Fig. 16, but it is a point of I_1 that projects onto the same tetrahedron as point p , since the projected path in Λ_{4j} is closed. Points p and p'' differ by the phases of the four spinors, that is, by transformations generated by (I_1, I_2, I_3, I_4) . Thus, there is a final segment $p'' \rightarrow p$ needed to close the path in Φ_{4j} , which runs along the T^4 fiber over the initial configuration in Λ_{4j} .

4.6. Closing the loop in Φ_{4j}

There are several ways to compute the final four phases, but we will discuss just one. We start with vector \mathbf{J}_1 . The action of the rotations (44) on this vector can be written

$$R(-\mathbf{j}_4, 2\phi_4)R(\mathbf{j}_{12}, 2\phi_{12})\mathbf{J}_1 = \mathbf{J}_1, \quad (45)$$

where we omit the subscripts on the R 's because it is understood that only vector \mathbf{J}_1 is being acted upon, and where we omit the middle rotation in (44) since it does not act on \mathbf{J}_1 . The product of the two rotations in (45) is not the identity, but it is a rotation about axis \mathbf{j}_1 since it leaves \mathbf{J}_1 invariant.

To find the angle of this rotation, we use the Rodrigues-Hamilton formula (Whittaker 1960) for the product of two rotations in axis-angle form. Let \mathbf{a}_i , $i = 1, 2, 3$ be three unit vectors, which we can plot on the unit sphere as in Fig. 20. We join the three points on the unit sphere by arcs of great circles. On following the path $1 \rightarrow 2 \rightarrow 3 \rightarrow 1$ we regard the region to our right as the interior of the spherical triangle formed by the arcs. This gives meaning to the interior angles of the triangle, labeled ϕ_i , $i = 1, 2, 3$ in the figure. On going from point i to point $i + 1$ we can go either the long way or short way around the great circle; the interior of the triangle and the definitions of the interior angles depend on which way we go, but the formula is valid in any case. If we follow the arcs the short way around, we obtain a spherical triangle such as that shown in Fig. 20. Then the formula of Rodrigues and Hamilton is

$$R(\mathbf{a}_3, 2\phi_3)R(\mathbf{a}_2, 2\phi_2)R(\mathbf{a}_1, 2\phi_1) = I. \quad (46)$$

The proof is obtained by using (39) to write each rotation as a product of reflections, that is, $R(\mathbf{a}_1, 2\phi_1) = Q(31)Q(12)$ and cyclic permutations, where for example $Q(12)$ means reflection in the plane defined by axes \mathbf{a}_1 and \mathbf{a}_2 .

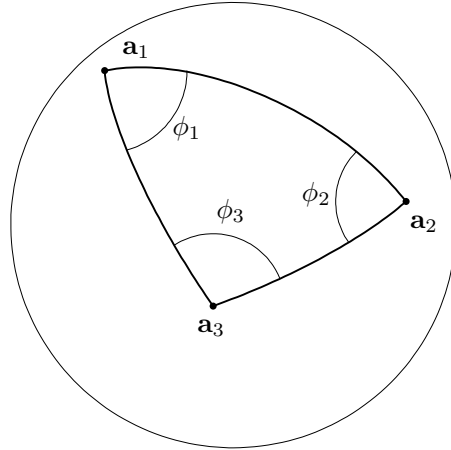


Figure 20. Axes \mathbf{a}_i and angles ϕ_i , $i = 1, 2, 3$ for the product of three rotations.

To apply (46) to the rotations in (45) we imagine the vertex of the original tetrahedron (part (a) of Fig. 17) where edges 1, 4 and 12 meet as at the center of the sphere in Fig. 20, and we identify axes $(\mathbf{a}_1, \mathbf{a}_2, \mathbf{a}_3)$ with $(\mathbf{j}_{12}, -\mathbf{j}_4, \mathbf{j}_1)$. Then the ϕ 's of Fig. 20 become the interior dihedral angles of the tetrahedron, and we have

$$R(\mathbf{j}_1, 2\phi_1)R(-\mathbf{j}_4, 2\phi_4)R(\mathbf{j}_{12}, 2\phi_{12}) = I. \quad (47)$$

Thus, the product of the two rotations in (45) is $R(-\mathbf{j}_1, 2\phi_1)$.

The third rotation found in this manner can be regarded as a holonomy. As the first two rotations in (45) are applied to \mathbf{J}_1 , that vector traces out a closed curve on S^2 which is composed of the arcs of two small circles (the curve is a “small lune”). The sphere in question can be regarded as Σ_1 , the symplectic manifold denoted Σ in (17) (the 1 subscript indicates that we are dealing with the first of the four copies of Σ in Σ_{4j}). The two rotations themselves in (45) can be regarded as the lift of that curve on S^2 into $SO(3)$. The lift is an open curve starting at the identity in $SO(3)$ and ending at the product of the two rotations shown in (45). To close this curve in $SO(3)$, we apply the third rotation shown in (47).

This closed curve in $SO(3)$ may then be lifted (a second time) into $SU(2)$, by replacing each $SO(3)$ rotation by an $SU(2)$ rotation with the same axis and angle, that is, the lift is specified by the product $u(\mathbf{j}_1, 2\phi_1)u(-\mathbf{j}_4, 2\phi_4)u(\mathbf{j}_{12}, 2\phi_{12})$. This product is either $+1$ or -1 , depending on the homotopy class of the closed loop in $SO(3)$. To find this class, we continuously deform the tetrahedron (see part (a) of Fig. 17), bringing dihedral angle ϕ_{12} to zero, so that the tetrahedron becomes flat. At the end of this deformation, $\phi_{12} = 0$ and one of ϕ_1 and ϕ_4 is 0 and the other is π . Thus, the closed loop in $SO(3)$ becomes an element of the noncontractible homotopy class of the homotopy group \mathbb{Z}_2 of $SO(3)$, so the product of the three $SU(2)$ matrices is -1 . Therefore to close the loop in $SU(2)$ we apply a final rotation by an angle -2π , to obtain

$$u(\mathbf{j}_1, -2\pi)u(\mathbf{j}_1, 2\phi_1)u(-\mathbf{j}_4, 2\phi_4)u(\mathbf{j}_{12}, 2\phi_{12}) = +1. \quad (48)$$

The final rotation by angle -2π could have been chosen about any axis if all we wanted to do was to close the loop in $SU(2)$, but we choose axis \mathbf{j}_1 for the following reason. The first two spin rotations in (48), when applied to a spinor in \mathbb{C}^2 over vector \mathbf{J}_1 , produce another spinor that projects onto \mathbf{J}_1 again, that is, it differs from the initial spinor only by an overall phase. This overall phase is the $U(1)$ holonomy mentioned above. The final step in closing the loop in Fig. 16 is to follow the I_r -flows to adjust the phases of the four spinors, in particular, we must follow the I_1 -flow to adjust the phase of the first spinor. But the observable $\mathbf{J}_1^2 = I_1^2$ is a function of I_1 , so we can follow its flow just as well. But \mathbf{J}_1^2 generates a rotation about the direction \mathbf{J}_1 , that is, it is equivalent to multiplying the first spinor by an $SU(2)$ transformation with axis \mathbf{j}_1 and some angle. The angle required is seen in (48): it is $2\phi_1 - 2\pi$.

We remark that the final rotation in (48) could have been any angle $-2\pi + 4n\pi$. Adding a multiple of 4π to this angle is equivalent to going around some closed contour on the A -manifold (in fact, within I_1), which, when the manifolds are quantized and the Maslov phase is taken into account, changes the relative phase of the two branches by a multiple of 2π .

Next we turn to vector \mathbf{J}_3 and the phase needed to bring the third spinor back its original value after the rotations (44). The action of these rotations on \mathbf{J}_3 is given by

$$R(-\mathbf{j}_4, 2\phi_4)R(\mathbf{j}'_{23}, 2\phi_{23})\mathbf{J}_3 = \mathbf{J}_3, \quad (49)$$

where we omit the first one since it does not act on \mathbf{J}_3 . The product of the two rotations in (49) is a third rotation about axis \mathbf{j}_3 , which can be computed with the help of (46). This time we identify the 3-4-23 vertex of part (c) of Fig. 17, seen more clearly in Fig. 19, with the origin of the sphere in Fig. 20. We use the version of the

tetrahedron after the first rotation (part (c)) since the middle rotation in (49) involves the rotated axis \mathbf{j}'_{23} . Thus we find

$$R(-\mathbf{j}'_{23}, 2\phi_{23})R(\mathbf{j}_4, 2\phi_4)R(-\mathbf{j}_3, 2\phi_3) = I. \quad (50)$$

Now using $R(-\mathbf{a}, \alpha) = R(\mathbf{a}, \alpha)^{-1}$ and taking the inverse of (50), we obtain

$$R(\mathbf{j}_3, 2\phi_3)R(-\mathbf{j}_4, 2\phi_4)R(\mathbf{j}'_{23}, 2\phi_{23}) = I, \quad (51)$$

which specifies a closed loop in $SO(3)$. We find the homotopy class of this loop by taking $\phi_{23} \rightarrow 0$, which makes one of ϕ_4 and ϕ_3 zero and the other π , so the loop in $SO(3)$ belongs to the noncontractible class. Thus, the lift into $SU(2)$ is not closed, but we can close it by appending a final spin rotation about axis \mathbf{j}_3 by angle -2π . Thus the closed loop in $SU(2)$ is specified by

$$u(\mathbf{j}_3, -2\pi)u(\mathbf{j}_3, 2\phi_3)u(-\mathbf{j}_4, 2\phi_4)u(\mathbf{j}'_{23}, 2\phi_{23}) = +1, \quad (52)$$

which when applied to the third spinor at point p in Fig. 16 returns it to its initial value. The final $U(1)$ holonomy of spinor 3, after the application of the three rotations (44), is $2\phi_3 - 2\pi$.

As for \mathbf{J}_2 , its cycle on the sphere is specified by

$$R(-\mathbf{j}_4, 2\phi_4)R(\mathbf{j}'_{23}, 2\phi_{23})R(\mathbf{j}_{12}, 2\phi_{12})\mathbf{J}_2 = \mathbf{J}_2. \quad (53)$$

The product of the three rotations shown must be a rotation with axis \mathbf{j}_2 . To find the angle, we first use (51) to obtain

$$R(-\mathbf{j}_4, 2\phi_4)R(\mathbf{j}'_{23}, 2\phi_{23}) = R(-\mathbf{j}_3, 2\phi_3). \quad (54)$$

Substituting this into (53) we obtain a product that we can evaluate with the help of (46) and with reference to the 2-3-12 vertex of the original tetrahedron (part (a) or (f) of Fig. 17). The result is

$$R(\mathbf{j}_2, 2\phi_2)R(-\mathbf{j}_3, 2\phi_3)R(\mathbf{j}_{12}, 2\phi_{12}) = I. \quad (55)$$

Thus the closed loop in $SO(3)$ associated with the loop traced by \mathbf{J}_2 on the sphere is specified by

$$R(\mathbf{j}_2, 2\phi_2)R(-\mathbf{j}_4, 2\phi_4)R(\mathbf{j}'_{23}, 2\phi_{23})R(\mathbf{j}_{12}, 2\phi_{12}) = I. \quad (56)$$

To find the homotopy class of this loop we deform the tetrahedron into a planar shape as before, and find that two of the four angles ($\phi_2, \phi_4, \phi_{23}, \phi_{12}$) are 0 and two are π . The loop in $SO(3)$ thus becomes the product of two rotations with angles 2π , which belongs to the contractible homotopy class. Therefore the lift into $SU(2)$ is closed,

$$u(\mathbf{j}_2, 2\phi_2)u(-\mathbf{j}_4, 2\phi_4)u(\mathbf{j}'_{23}, 2\phi_{23})u(\mathbf{j}_{12}, 2\phi_{12}) = 1, \quad (57)$$

which when applied to the second spinor at point p in Fig. 16 returns it to its initial value. The final $U(1)$ holonomy of spinor 2, after the application of the three rotations (44), is $2\phi_2$.

Finally, we treat vector \mathbf{J}_4 and the corresponding $U(1)$ holonomy. The effect of (44) on \mathbf{J}_4 is simply

$$R(-\mathbf{j}_4, 2\phi_4)\mathbf{J}_4 = \mathbf{J}_4, \quad (58)$$

since the first two rotations do not act on \mathbf{J}_4 . This specifies an open curve in $SO(3)$ that can be closed (trivially) by multiplying by a rotation about axis \mathbf{j}_4 ,

$$R(\mathbf{j}_4, 2\phi_4)R(-\mathbf{j}_4, 2\phi_4) = I. \quad (59)$$

The closed loop in $SO(3)$ belongs to the contractible homotopy class, so its lift into $SU(2)$ is closed and is specified by

$$u(\mathbf{j}_4, 2\phi_4)u(-\mathbf{j}_4, 2\phi_4) = 1. \quad (60)$$

When applied to the fourth spinor at point p in Fig. 16 this sequence of spin rotations returns it to its initial value. The final $U(1)$ holonomy of spinor 4, after the application of the three rotations (44), is $2\phi_4$.

To summarize, we have succeeded in constructing the closed loop p - q - p' - p illustrated in Fig. 16 as the product of a sequence of seven spin rotations, each one generated by the Hamiltonian flow of one of the observables in the A - or B -list (in the A -list while we move on the A -manifold, and in the B -list while we move on the B -manifold). Most of these can be regarded as being generated by the square of some angular momentum vector; for example, the first and second spin rotations, specified by the axes and angles of the right-most rotations in (44), are generated by \mathbf{J}_{12}^2 and \mathbf{J}_{23}^2 , respectively, while the last four rotations can be regarded as being generated by \mathbf{J}_r^2 , $r = 1, \dots, 4$. The third rotation in (44), about axis \mathbf{j}_4 , is generated by $\mathbf{j}_4 \cdot \mathbf{J}$, that is, $u(-\mathbf{j}_4, 2\phi_4) = \exp(i\phi_4 \mathbf{j}_4 \cdot \boldsymbol{\sigma})$ is applied to all four spinors.

4.7. The Ponzano-Regge phase

The actions associated with these spin rotations are easily computed, using the complex 1-form (38) and the methods of Sec. I.9.2. To summarize the results, let \mathbf{J}_p be a partial or total sum of the four angular momentum vectors (some range of $r = 1, \dots, 4$ is summed over), with magnitude $|\mathbf{J}_p| = J_p$. Then the action along the path generated by $\mathbf{n} \cdot \mathbf{J}_p$ with elapsed angle θ is simply $(\mathbf{n} \cdot \mathbf{J}_p)\theta$. In particular, the third rotation in (44), the overall rotation of the tetrahedron taking us from part (e) to part (f) in Fig. 17, does not contribute to the action since in this case $\mathbf{J}_p = \mathbf{J}_{\text{tot}}$ which vanishes on the A - and B -manifolds. See also (I.74). As for the rotations generated by some \mathbf{J}_p^2 , in this case $\mathbf{n} = \mathbf{j}_p = \mathbf{J}_p/J_p$, so the action is simply $J_p\theta$. Thus the first and second spin rotations specified by (44) contribute $J_{12}(2\phi_{12}) + J_{23}(2\phi_{23})$ to the total action. As for the last four rotations, in this case \mathbf{J}_p is one of the \mathbf{J}_r , $r = 1, \dots, 4$, and the four angles are summarized in Sec. 4.6. These rotations therefore contribute $J_1(2\phi_1 - 2\pi) + J_2(2\phi_2) + J_3(2\phi_3 - 2\pi) + J_4(2\phi_4)$ to the total action. Altogether, we have

$$S = \oint p dx = 2 \sum_{r=1}^6 J_r \phi_r - 2\pi(J_1 + J_3), \quad (61)$$

where index $r = 5$ means $r = 12$ and $r = 6$ means $r = 23$. This can be written

$$S = -2\Psi + 2\pi(J_2 + J_4 + J_{12} + J_{23}), \quad (62)$$

where on quantized manifolds the final term is an integer multiple of 2π , and where

$$\Psi = \sum_{r=1}^6 J_r(\pi - \phi_r). \quad (63)$$

The angle $\pi - \phi_r$ is the exterior dihedral angle, so Ψ is the phase of Ponzano and Regge.

5. The amplitude determinant and reduced phase space

Amplitude determinants are notorious for the trouble they cause in semiclassical approximations, for example, Gutzwiller's amplitude determinant (Gutzwiller 1967, 1969, 1970, 1971) has that reputation and in several studies of asymptotic approximations to spin networks the authors have resorted to numerical calculations for the amplitude determinant. In fact, amplitude determinants can be expressed in terms of Poisson brackets, which aids considerably in their evaluation. For example, Wigner's (1959) amplitude for the $6j$ -symbol is a single Poisson bracket, while the amplitude determinant for the $9j$ -symbol is a 2×2 matrix of Poisson brackets (Haggard and Littlejohn 2010), the derivation of which was the easiest part in the asymptotic formula for the $9j$ -symbol. Similarly it is easy to obtain tractable expressions for the amplitude determinant for the $15j$ -symbol and other more complicated cases of interest in quantum gravity.

In Sec. I.11 we presented a coordinate-based discussion of amplitude determinants in the $3j$ -symbol. For a more geometrical treatment of some of the issues discussed there we refer to the literature on the "quantization commutes with reduction" theorems of Guillemin and Sternberg (1982). Here we will simply review the results of I and discuss their geometrical content.

The discussion involves symplectic reduction, which in the case of the $4j$ -model of the $6j$ -symbol leads to the reduced phase space of the $6j$ -symbol, a 2-sphere denoted by Γ in (18). This space is essential for understanding the semiclassical mechanics of the $6j$ -symbol, for example, it is the phase space that underlies the 1-dimensional WKB methods used by Schulten and Gordon (1975a,b), and it played an important role in the derivation of the uniform asymptotic approximation of Littlejohn and Yu (2009).

5.1. Densities and amplitude determinants

In this section we adopt a general notation, as in Sec. 3.3, so that our results can be applied to the $4j$ -model of the $6j$ -symbol, the $12j$ -model of the $6j$ -symbol, the $9j$ -symbol, and many other examples. The phase space is $P = \mathbb{R}^{2N}$ with symplectic form $\omega = dp \wedge dx$. The theory of symplectic reduction usually begins with a symplectic group action on phase space, but a more natural starting point in our applications is the components of the momentum map of the group, which is a list of classical observables. Actually, there are two lists.

We assume that there exist on P an A - and a B -list of observables, (A_1, \dots, A_N) and (B_1, \dots, B_N) , each of which forms a Lie algebra under the Poisson bracket. We denote contour values by a_i and b_i , so that level sets are specified by $A_i = a_i$ and $B_i = b_i$. We denote these level sets by L_a and L_b (these are the A - and B -manifolds). We assume that the A_i 's and B_i 's are functionally independent at most places in phase space, so that the generic dimensionality of L_a and L_b is N , although it may be less in exceptional cases. The A - and B -lists of observables correspond to two groups with symplectic actions on phase space, which we denote by G_a and G_b , with Lie algebras \mathfrak{g}_a and \mathfrak{g}_b . We assume the groups are connected and have dimensionality N , as in Sec. 3.3. We denote the structure constants of one or the other group by c^k_{ij} , as in Sec. 3.3.

We are exclusively interested in contour values a and b that are fixed points of the coadjoint actions of the respective groups, since this implies that L_a and L_b , if

N -dimensional, are Lagrangian. Only Lagrangian manifolds can support semiclassical wave functions. The restriction on the contour values means, however, that we do not have a Lagrangian foliation of P .

We will be interested in the WKB or semiclassical x -space wave function associated with the A - or B -manifolds. We will work with the A -manifold, since the B -case is similar. For modern treatments of WKB theory, see for example Martinez (2002) or Mishchenko *et al* (1990). The variables x are half of the coordinates (x, p) on P ; we denote “ x -space” by Q , which abstractly is best seen as the quotient space when P is divided by the foliation into vertical Lagrangian planes, $x = \text{const}$. We write this wave function in the form

$$\psi_a(x) = \langle x|a \rangle = K \sum_{\text{br}} |\Omega(x)|^{1/2} \exp\{i[S(x) - \mu\pi/2]\}, \quad (64)$$

where K is a normalization; where the sum is over branches of the projection $\pi : L_a \rightarrow Q$ from the Lagrangian manifold to Q , assumed to be locally invertible; where the branch index is suppressed in the sum; where S is the action computed as in Sec. 4.3; and where μ is the Maslov index.

We associate the function $\Omega(x)$ with an N -form Ω on Q by

$$\Omega = \Omega(x) dx^1 \wedge \dots \wedge dx^N. \quad (65)$$

It follows from WKB theory that $\Omega(x)$ satisfies a set of amplitude-transport equations on Q , one for each observable A_i . These are conveniently expressed in terms of an N -form σ on L_a , defined by $\sigma = \pi^*\Omega$. Then the amplitude transport equations on Q are equivalent to $\mathcal{L}_{X_i}\sigma = 0$ on L_a , where \mathcal{L} is the Lie derivative and where X_i , $i = 1, \dots, N$ are the Hamiltonian vector fields on L_a associated with the A_i , that is, $X_i = \omega^{-1}dA_i$. This means that σ is invariant under the infinitesimal action of the group, hence under any finite action (recall that L_a is an orbit of the group action). These are left actions.

We express the solution σ as follows. The vector fields X_i may be chosen as a (generally non-coordinate) basis in each tangent space at each point of L_a . Let λ^i , $i = 1, \dots, N$ be the dual 1-forms on L_a , that is, $\lambda^i(X_j) = \delta_j^i$. Then, in the case of compact groups, the solution σ is given by

$$\sigma = \lambda^1 \wedge \dots \wedge \lambda^N, \quad (66)$$

to within a multiplicative constant. The reason is that σ is a version of the right-invariant Haar measure on the group, and for compact groups the left and right Haar measures are equal. Thus, σ is invariant under the (left) action of the group, and $\mathcal{L}_{X_i}\sigma = 0$.

The action of G_a on L_a provides two ways in which geometric structures on the group can be transferred to L_a . First, the group action implies a linear map $\mathfrak{g}_a \rightarrow T_x L_a$ for each $x \in L_a$, which, under our assumptions, is invertible. This map can be used to push forward a standard N -form on \mathfrak{g}_a to L_a . Let the basis in \mathfrak{g}_a be $\{\xi_i, i = 1, \dots, N\}$, corresponding to the observables A_i and vector fields X_i , and let $\{\alpha^i, i = 1, \dots, N\}$ be the dual basis in \mathfrak{g}_a^* , that is, $\alpha^i(\xi_j) = \delta_j^i$. Then if the N -form $\alpha^1 \wedge \dots \wedge \alpha^N$ is pushed forward to L_a in this manner, we obtain σ , defined by (66).

A second way involves picking a point $x_0 \in L_a$ to serve as an “origin” in L_a , and then identifying points x of L_a by the group element g such that $x = gx_0$. This creates a diffeomorphism between a neighborhood of the identity in G_a and a neighborhood of x_0 in L_a , which can be used to push forward differential geometric structures from G_a to L_a . It then turns out that σ given by (66) is the push forward of the right-invariant

N -form on G_a associated with $\alpha^1 \wedge \dots \wedge \alpha^N$. Thus, σ is naturally invariant only under a right action of the group; the only reason it is also invariant under the left action is that for the groups we consider, the left and right Haar measures are identical.

To see this from another standpoint, a short calculation shows that $\mathcal{L}_{X_i} \lambda^j = c^j_{ik} \lambda^k$, from which follows $\mathcal{L}_{X_i} \sigma = c^j_{ij} \sigma$. To derive this we recall that although the Poisson brackets $\{A_i, A_j\}$ vanish on L_a , the Lie brackets of the corresponding Hamiltonian vector fields do not, instead we have $[X_i, X_j] = -X_k c^k_{ij}$. But if the left and right Haar measures are equal, then the adjoint representation Ad_g is volume-preserving, so the structure constants are traceless, and $\mathcal{L}_{X_i} \sigma = 0$. In our examples we deal only with compact groups, so this condition is met.

That the solution is unique to within a multiplicative constant can be seen by supposing that σ' is another N -form on L_a such that $\mathcal{L}_{X_i} \sigma' = 0$. Since all N -forms are proportional, we must have $\sigma' = f\sigma$ where f is a function on L_a . This implies $X_i(f) = 0$, or $f = \text{const}$ on L_a .

Now given that (66) is the solution we want, we write $\sigma = \pi^* \Omega$ in the form,

$$\Omega(x) dx^1 \wedge \dots \wedge dx^N = \lambda^1 \wedge \dots \wedge \lambda^N, \quad (67)$$

where we write simply dx^i for $\pi^*(dx^i)$, and we evaluate both sides on the set of vectors (X_1, \dots, X_N) . This gives

$$\Omega(x) \det\{x^i, A_j\} = 1, \quad (68)$$

where we use $dx^i(X_j) = \{x^i, A_j\}$. This reproduces Eq. (I.92).

Finally, as shown in I, the normalization integral, evaluated in the stationary phase approximation, implies $K = 1/\sqrt{V_a}$, where V_a is the volume of L_a with respect to σ .

5.2. The amplitude of $\langle b|a \rangle$

A coordinate-based derivation of the amplitude of the semiclassical matrix element $\langle b|a \rangle$ was presented in I for the case of the 3j-symbol. Here we discuss the results from a geometrical point of view, using the general notation of Sec. 3.3 and the previous section. The main issue is that the stationary phase set $L_a \cap L_b$ in the evaluation of the integral $\langle b|a \rangle = \int dx \langle b|x \rangle \langle x|a \rangle$ is not a set of isolated points, as expected on the basis of a naive dimensionality count, but rather a set of manifolds of dimensionality ≥ 1 . These nontrivial intersection manifolds are due to the existence of a common “intersection group” of G_a and G_b , which may be defined as follows.

The basic idea is that the A - and B -lists of observables may have some observables in common, which generate the intersection group. This is obviously the case in (20), for example. But the specific observables that occur in the A - and B -lists depend on the bases chosen in the Lie algebras \mathfrak{g}_a and \mathfrak{g}_b , and if a basis is changed then the A - or B -observables are replaced by linear combinations of themselves. So we need a precise definition of the observables “in common.”

The actions of groups G_a and G_b on P provide Lie algebra anti-homomorphisms between \mathfrak{g}_a and \mathfrak{g}_b and the Lie algebra of (globally) Hamiltonian vector fields on P . By our assumptions these anti-homomorphisms have full rank, so the images of these two anti-homomorphisms are two N -dimensional Lie algebras of Hamiltonian vector fields. These two Lie algebras have an intersection which itself is a Lie algebra. Let the dimension of the intersection be p , and let $p + q = N$. The intersection Lie algebra is generated by a set of Hamiltonian functions, call them (C_1, \dots, C_p) . These can be regarded as the functions common to the original A - and B -lists, that is, by a change

of basis in \mathfrak{g}_a and \mathfrak{g}_b we can bring the A - and B -lists into the form $A = (C, D)$ and $B = (C, E)$, where $D = (D_1, \dots, D_q)$ and $E = (E_1, \dots, E_q)$ are sets of observables that the A - and B -lists do not have in common. The common observables C generate the action of an “intersection group” G_0 , that is, they are the components of the momentum map of the action of G_0 on P . The group G_0 is not uniquely determined by the C observables, only its action on P is. The same applies to G_a and G_b , which are generated by the A - and B -lists of observables. But in practice there are convenient ways of choosing all these groups so that the kernels of their actions are discrete. This means that $\dim G_a = \dim G_b = N$ and $\dim G_0 = p$. We may assume moreover that G_0 is connected (as we have already for G_a and G_b), since we are free to take the connected component of any of these groups.

The level set of the momentum map of the intersection group G_0 plays an important role in what follows. We denote this level set by L_0 ; its equation is $C_i = c_i$, $i = 1, \dots, p$, for some contour values c_i . We choose the c_i such that L_0 has its generic dimension $2N - p = N + q > N$.

The level set L_0 is foliated into A - and B -manifolds, where the A -manifolds are parameterized by the values d_i of the observables D_i , and the B -manifolds by the values e_i of the observables E_i , $i = 1, \dots, q$. We will assume that the Poisson brackets $\{A_i, A_j\}$ and $\{B_i, B_j\}$ vanish on L_0 , so that the generic A - and B -manifolds in L_0 are Lagrangian. This is an extension of our earlier assumption, that these Poisson brackets vanish on a specific pair of A - and B -manifolds. Thus, after removing exceptional manifolds of less than generic dimensionality, L_0 is foliated into Lagrangian manifolds in two different ways. These Poisson bracket relations imply $\{C_i, C_j\} = 0$ on L_0 , so that c is a fixed point of the coadjoint action of G_0 . This does not mean that L_0 is Lagrangian (the dimension is wrong), but it is coisotropic (Abraham and Marsden 1978). It also means that the isotropy subgroup of the coadjoint action is the whole group, so the reduced phase space of level set L_0 under the G_0 action is the space L_0/G_0 .

This draws attention to the orbits of G_0 , which generically have dimension p . Not only is L_0 foliated into orbits of G_0 , so is each A - and B -manifold, since G_0 is a simultaneous subgroup of G_a and G_b . Thus, the intersections of L_a and L_b , which are the stationary phase sets, are also foliated into orbits of G_0 . We will assume that $L_a \cap L_b$ is a union of a discrete set of orbits of G_0 . Based on a dimensionality count, this is the generic case. It holds for example in the $4j$ -model of the $6j$ -symbol, where $L_a \cap L_b$ consists of two orbits of G_0 , the sets I_1 and I_2 in Fig. 15.

The orbits of G_0 appear in the stationary phase evaluation of

$$\begin{aligned} \langle b|a \rangle &= \int dx \langle b|x \rangle \langle x|a \rangle = \frac{1}{\sqrt{V_a V_b}} \int dx \sum_{\text{br}} \frac{1}{\sqrt{|\det\{x, A\} \det\{x, B\}|}} \\ &\quad \times \exp\{i[S_A(x) - S_B(x) - \mu\pi/2]\}, \end{aligned} \quad (69)$$

where we have inserted the normalized x -space wave functions for the states $|a\rangle$ and $|b\rangle$, where the sum is over all pairs of branches of both wave functions, and where μ is the cumulative Maslov index. The stationary phase set is the projection of $L_a \cap L_b$ onto Q (x -space); it is a union of the projections of the discrete set of orbits of G_0 that make up $L_a \cap L_b$.

The projection of each orbit is a subset of Q that is locally p -dimensional. As in I, we introduce a local change of coordinates $x \rightarrow (y, z)$, where (y^1, \dots, y^p) are coordinates along the projected orbits and (z^1, \dots, z^q) are coordinates transverse,

with $z = 0$ being the projected orbit itself. Then the integral becomes (suppressing normalization and branch sums)

$$\int \frac{d^p y}{|\det\{y, C\}|} \int \frac{d^q z}{\sqrt{|\det\{z, D\} \det\{z, E\}|}} \exp\{i[S_A(y, z) - S_B(y, z) - \mu\pi/2]\}. \quad (70)$$

When the exponent is expanded to second order in z , the leading term $S_A(y, 0) - S_B(y, 0)$ is independent of y , that is, it is constant along the orbits of G_0 . The second derivative matrix of $S_A - S_B$ with respect to z does depend on y , but after doing the Gaussian integral and combining with the determinants in the denominator of the z -integration, the result is expressed purely in terms of the Poisson brackets $\{E_i, D_j\}$, which are independent of y .

The fact that the z -integral is independent of y , that is, our location on the orbit of G_0 , is noteworthy. It means that the integral does not depend on the detailed nature of the z -coordinates, for example, it is invariant under a coordinate transformation of the form $z' = z'(z, y)$ such that $z = 0$ implies $z' = 0$. It suggests that we are dealing with a quotient operation in which we divide by the orbits of G_0 .

Another remark is that there is nothing special about the x -representation in which the integral (69) is carried out. The x -coordinates were introduced as half of the (x, p) coordinates on $P = \mathbb{R}^{2N}$, but any representation related to this one by a metaplectic transformation (Littlejohn 1986) would work as well. This amounts to foliating phase space, not by the vertical Lagrangian planes $x = \text{const}$, but rather by other Lagrangian planes related to this one by any linear, symplectic map. In this manner one can divide the orbits of G_0 into segments and do the integral over each segment in a representation in which the projection of the orbit onto the representation space has full rank. The segments into which the orbit of G_0 is divided can even be infinitesimal, effectively making the representation for the integral a function of where we are along those orbits. Similarly, one can avoid the caustics of the wave functions ψ_a and ψ_b . This is the old idea underlying the Maslov method (Maslov and Fedoriuk 1981) in WKB theory.

In any case, once the z -integral is done and is recognized to be independent of y , the remaining y -integral can be lifted to the orbit of G_0 in phase space whereupon it becomes just the integral of the Haar measure of G_0 , giving the volume of the orbit. This Haar measure is normalized as in the previous section, that is, we start with the observables C_i , $i = 1, \dots, p$, we associate these with Hamiltonian vector fields $X_i = \omega^{-1}dC_i$ (a change of notation from above, where the X 's were associated with the A 's), we define form λ^i dual to the X_i on the orbits of G_0 , and then the Haar measure on the orbit is taken to be $\lambda^1 \wedge \dots \wedge \lambda^p$. The final result is

$$\langle b|a \rangle = (2\pi i)^{q/2} \frac{V_I}{\sqrt{V_a V_b}} \sum_{\text{br}} \frac{1}{\sqrt{|\det\{D_i, E_j\}|}} \exp[i(S_I - \mu\pi/2)], \quad (71)$$

where now the branches refer to the discrete set of orbits of G_0 that make up $L_a \cap L_b$, where V_I is the volume of intersection manifold I (an orbit of G_0), where S_I means $S_A - S_B$ evaluated on intersection manifold I , and where μ is a cumulative Maslov index (not necessarily the same as the previous ones). The branch index could otherwise be written as I , a label of the intersection manifold, and V_I is taken out of the sum because it does not depend on which intersection manifold is taken. The volume V_I differs from the volume of G_0 because in general there is a discrete isotropy subgroup, as in (35) (one is really computing the volume of a coset space).

The result (71) contains a $q \times q$ matrix of Poisson brackets, $\{E_i, D_j\}$, whose geometrical content may be understood in terms of a variation of the discussion of

densities in Sec. 5.1. First we recall that the A - and B -lists are decomposed according to $A = (C, D)$, $B = (C, E)$. Next, we fix the contour values c_i , $i = 1, \dots, p$, so that we have a definite level set L_0 of the momentum map of G_0 . Then we let “ b -space” be \mathbb{R}^q with coordinates (e_1, \dots, e_q) or the region of \mathbb{R}^q that is the projection of L_0 onto \mathbb{R}^q , where coordinates e_i are interpreted as the contour values in $E_i = e_i$. The matrix element $\langle b|a \rangle$ can be thought of as a wave function on b -space for fixed values of the a 's, that is, of the c 's and d 's. We write the amplitude of the semiclassical approximation to this wave function as $|\Omega(e)|^{1/2}$, where $\Omega = \Omega(e) de_1 \wedge \dots \wedge de_q$ is the associated density (a q -form on b -space). This density is the projection of the natural density on the A -manifold, in the following sense. Let the A - or (C, D) -observables be associated with vector fields $X_i = \omega^{-1}dC_i$, $i = 1, \dots, p$, and $Y_i = \omega^{-1}dD_i$, $i = 1, \dots, q$, with dual 1-forms λ^i , $i = 1, \dots, p$ and μ^i , $i = 1, \dots, q$. These induce a density $\sigma_0 \wedge \mu^1 \wedge \dots \wedge \mu^q$ on L_a , where $\sigma_0 = \lambda^1 \wedge \dots \wedge \lambda^p$ is the Haar measure on G_0 . Then Ω satisfies

$$\sigma_0 \wedge \pi^* \Omega = \sigma_0 \wedge \mu^1 \wedge \dots \wedge \mu^q, \quad (72)$$

where π is the projection from L_0 or $L_a \subset L_0$ onto b -space. Now evaluating both sides on the set of vectors $(X_1, \dots, X_p, Y_1, \dots, Y_q)$, we obtain

$$\Omega(e) \det dE_i(Y_j) = 1. \quad (73)$$

This gives the amplitude shown in (71), since $dE_i(Y_j) = \{E_i, D_j\}$.

This discussion has treated the A - and B -manifolds asymmetrically, projecting from the A -manifold onto b -space, but we could have projected the density on the B -manifold onto a -space with the same result. There are really four densities, two on the A - and B -manifolds, and two of the A - and B -manifolds.

This discussion leads us to consider the reduced phase space $\Gamma = L_0/G_0$, which is parameterized by the contour values c_i , $i = 1, \dots, p$. As is standard in symplectic reduction, the symplectic form on Γ is obtained by pulling back vectors from Γ to $L_0 \subset P$ and evaluating them on the symplectic form on P ; this is meaningful because the answer does not depend on where on the orbit of G_0 they are pulled back to, nor on the component of the pulled-back vectors along the orbit. A consequence is that the projections of the A - and B -manifolds onto Γ , which are q -dimensional since the G_0 orbits are p -dimensional, are Lagrangian on Γ . Since we are assuming that $L_a \cap L_b$ is a discrete union of G_0 orbits, the projected manifolds on Γ intersect in a discrete set of isolated points. This would be the generic case on a symplectic manifold of dimension $2q$. Also, G_0 -invariant functions on L_0 project onto functions on Γ , whose Poisson brackets on Γ are the same as the Poisson brackets of the original functions on P . Such functions in the present discussion include the observables D_i and E_i , $i = 1, \dots, q$, so the Poisson brackets $\{E_i, D_j\}$ of (71) are naturally interpreted as living on Γ .

5.3. The case of the 6j-symbol

It is straightforward to apply the general theory of Secs. 5.1 and 5.2 to the case of the 6j-symbol. The phase space is $\mathbb{C}^8 = \mathbb{R}^{16}$ so $N = 8$. The common observables C are I_r , $r = 1, \dots, 4$, and \mathbf{J}_{tot} , so $p = 7$ and $q = 1$. The group G_0 is $T^4 \times SU(2)$. The level set L_0 of the momentum map of G_0 , for $I_r = J_r$, $r = 1, \dots, 4$, and $\mathbf{J}_{\text{tot}} = \mathbf{0}$, is the subset of Φ_{4j} upon which the four angular momenta have specified lengths and their vector sum is zero. It is logical that this would be the subset of the classical phase space Φ_{4j} that corresponds to the space \mathcal{Z} of four-valent intertwiners, introduced in Sec. 2.4, on which $\hat{I}_r = j_r$, $r = 1, \dots, 4$ and $\hat{\mathbf{J}}_{\text{tot}} = \mathbf{0}$.

The contour values of the C 's, that is, of I_r , $r = 1, \dots, 4$ and \mathbf{J}_{tot} , must be chosen so that L_0 has its maximum dimensionality, namely, 9. The condition is $J_r > 0$, $r = 1, \dots, 4$ and the polygon inequality,

$$\max\{J_1, J_2, J_3, J_4\} < \frac{1}{2} \sum_{r=1}^4 J_r, \quad (74)$$

which as indicated must not be saturated. This is the condition that it is possible to make a polygon in \mathbb{R}^3 out of vectors of four given positive lengths. If this condition is satisfied, then L_0 contains A - and B -submanifolds of maximum dimensionality, namely, 8.

There is only one observable of the D - and E -type; according to (20) we should make the identifications $D = \mathbf{J}_{12}^2$ and $E = \mathbf{J}_{23}^2$. However, since we used $d\theta$ in the volume form on the A - and B -manifolds when computing the volume (27), we should use instead $D = |\mathbf{J}_{12}|$ and $E = |\mathbf{J}_{23}|$, since these are conjugate to θ (really θ_a and θ_b , since there are two of them). Then the Poisson bracket for the amplitude is

$$\{E, D\} = \{|\mathbf{J}_2 + \mathbf{J}_3|, |\mathbf{J}_1 + \mathbf{J}_2|\} = \frac{\mathbf{J}_2 \cdot [(\mathbf{J}_2 + \mathbf{J}_3) \times (\mathbf{J}_1 + \mathbf{J}_2)]}{|\mathbf{J}_{12}||\mathbf{J}_{23}|} = \frac{6V}{J_{12}J_{23}}, \quad (75)$$

where V is the signed volume of the tetrahedron, $6V = \mathbf{J}_1 \cdot (\mathbf{J}_2 \times \mathbf{J}_3)$, where we have used (19) to evaluate the Poisson bracket, and where in the final step we have evaluated the Poisson bracket on A - and B -manifolds with contour values J_{12} and J_{23} . We see the appearance of Wigner's volume (Wigner 1959). The volume changes sign between the two intersection manifolds I_1 and I_2 , but it appears with an absolute value sign in (71) so both stationary phase points in the $6j$ -symbol have the same amplitude.

The amplitude $|\Omega|^{1/2}$ contains the factor

$$\sqrt{J_{12}J_{23}} = \frac{1}{2} \sqrt{(2j_{12} + 1)(2j_{23} + 1)}, \quad (76)$$

which, when evaluated as shown on quantized manifolds, reproduces the square roots seen in (12). Thus, based on the pieces of the formula we have determined so far, we can write

$$\left\{ \begin{array}{ccc} j_1 & j_2 & j_{12} \\ j_3 & j_4 & j_{23} \end{array} \right\} = \frac{e^{i\pi/4}}{\sqrt{12\pi|V|}} \frac{1}{2} \left[e^{i(S_1 - \mu_1\pi/2)} + e^{i(S_2 - \mu_2\pi/2)} \right], \quad (77)$$

where S_1 and S_2 are given by (36) (they are the phases $S_A - S_B$, evaluated on the intersection manifolds I_1 and I_2 of Fig. 15). These phases contain the phase conventions for the states $|A\rangle$ and $|B\rangle$ shown in Fig. 9, which appear semiclassically as the origins for action integrals on the Lagrangian manifolds, denoted a_0 and b_0 in Fig. 15. Since we have not considered these phase conventions yet, we cannot say what S_1 and S_2 are, but the difference $S = S_2 - S_1$ is given in terms of the Ponzano-Regge phase by (62). We consider Maslov indices momentarily.

To return to the 9-dimensional space L_0 , it projects onto what was called “ b -space” in Sec. 5.2, which in the present case is the J_{23} -axis, producing the interval $[J_{23,\text{min}}, J_{23,\text{max}}]$, given by (25). The inverse image of a point on this interval is a B -manifold with a given value of J_{23} . Similarly L_0 projects onto “ a -space”, that is, the J_{12} -axis, producing the interval (24), the inverse image of a point of which is an A -manifold with given J_{12} value. The space L_0 projects onto the J_{12} - J_{23} plane producing the classically allowed region of Fig. 13; the inverse image of a point of this region is an intersection of an A - and a B -manifold of given J_{12} and J_{23} values. If the

point does not lie on the caustic curve, the intersection consists of two disconnected components I_1 and I_2 , each an orbit of G_0 , as in Fig. 15. On the caustic curve these components merge into one. Finally, by dividing by G_0 , L_0 projects onto the reduced phase space Γ , which has dimensionality $9 - 7 = 2$. We now turn to this space.

5.4. The reduced phase space Γ

Spaces of the type Γ seem to have appeared first in the work of Kapovich and Millson (1995, 1996). Those authors showed that the space of polygons of a given number of sides with fixed lengths in \mathbb{R}^3 , modulo overall rotations, is a symplectic manifold. In fact, for quadrilaterals the space is precisely Γ . This space was recently subjected to direct geometric quantization by Charles (2008), who connected it with the $6j$ -symbol and used it for a new derivation of the Ponzano-Regge asymptotic formula. The space of five-sided polygons is the analog of Γ for the $9j$ -symbol; it was used by Haggard and Littlejohn (2010) in their study of the asymptotics of the $9j$ -symbol.

To visualize $\Gamma = L_0/G_0$ it helps to carry out the reduction in two steps. In the first step, we choose contour values $J_r > 0$, $r = 1, \dots, 4$, for which the level set $I_r = J_r$ in Φ_{4j} is the product of 3-spheres $(S^3)^4$, as shown in (18). The I_r , $r = 1, \dots, 4$, generate the action of the group $U(1)^4$, corresponding to the phases of the four spinors. Dividing this level set by $U(1)^4$, we obtain the symplectic manifold Σ_{4j} shown in (18), which topologically is $(S^2)^4$, and which consists of all sets of four vectors \mathbf{J}_r in \mathbb{R}^3 , $r = 1, \dots, 4$, with fixed lengths, $|\mathbf{J}_r| = J_r$. The space Σ_{4j} is 8-dimensional. In the second step, we consider the submanifold in Σ_{4j} upon which $\mathbf{J}_{\text{tot}} = \mathbf{0}$, which is a level set of the momentum map of the action of $SO(3)$ on Σ_{4j} . This manifold consists of sets of four vectors \mathbf{J}_r in \mathbb{R}^3 of fixed lengths J_r such that $\sum_r \mathbf{J}_r = \mathbf{0}$. The vectors can be placed end-to-end to form a ‘‘closed link,’’ that is, a four-sided polygon in \mathbb{R}^3 . The set of closed links is denoted CL in (18). We assume the polygon inequality (74) is satisfied, so the space CL has dimensionality $8 - 3 = 5$. Since this is the level set $\mathbf{J}_{\text{tot}} = \mathbf{0}$, the isotropy subgroup of the $SO(3)$ -action is $SO(3)$ itself, so the reduced phase space is $\text{CL}/SO(3)$, which is the space Γ in (18). This has $5 - 3 = 2$ dimensions.

The phase space Γ is parameterized by the four fixed, positive values J_r , $r = 1, \dots, 4$ that satisfy the polygon inequality (74). A point of this space specifies a quadrilateral in \mathbb{R}^3 of the given lengths, modulo overall proper rotations. Once the quadrilateral has been determined, one can draw in the two remaining edges, of lengths J_{12} and J_{23} , to fill in a tetrahedron. Thus, Γ can be thought of as the shape space for a set of tetrahedra, four of whose edges have fixed, positive lengths. The two lengths that are variable are on opposite sides of the tetrahedron. Here we define ‘‘shape’’ as a configuration modulo proper rotations, as in Littlejohn and Reinsch (1997); two shapes related by spatial inversion are generally distinct. The lengths $|\mathbf{J}_{12}|$ and $|\mathbf{J}_{23}|$ are variable functions on Γ . In fact, any rotationally invariant quantity associated with the tetrahedron, such as the dihedral angles, the areas of the faces, the signed volume, etc, is also a function on Γ .

It is easy to find coordinates on Γ . We may take one coordinate to be J_{12} , which varies between the bounds (24). (From this point on we drop the distinction between $|\mathbf{J}_{12}|$ and J_{12} , and similarly for J_{23} and J_{13} .) For a fixed value of J_{12} , the allowed set of shapes is generated by executing the ‘‘butterfly’’ motion about the axis \mathbf{J}_{12} , that is, rotating the triangle 1-2-12 about this axis, relative to the 3-4-12 triangle. We recall this motion is the Hamiltonian flow generated by \mathbf{J}_{12}^2 or the magnitude $|\mathbf{J}_{12}|$ (see (26)). Thus, coordinates can be taken to be (J_{12}, ϕ_{12}) , where ϕ_{12} is the

interior dihedral angle about the 12-edge. For each value of J_{12} in the interior of the range (24), a circle of shapes is generated as ϕ_{12} goes from 0 to 2π ; but at the endpoints there is only a single shape. For example, at the lower limit of (24), the case $J_{12,\min} = |J_1 - J_2|$ is illustrated in part (a) of Fig. 21. In this case the rotation of vectors \mathbf{J}_1 and \mathbf{J}_2 about the axis \mathbf{J}_{12} does not change the shape. Similarly, part (b) illustrates the case $J_{12} = J_{12,\min} = |J_3 - J_4|$. In this case, the \mathbf{J}_{12}^2 -action rotates the 1-2-12 triangle, but does not change the shape since the new configurations that result are related to the original ones by an overall $SO(3)$ transformation. A similar analysis applies at the upper limit of (24).



Figure 21. When j_{12} is at its lower limit for given (j_1, j_2, j_3, j_4) , the shape of the tetrahedron is not changed under the \mathbf{J}_{12}^2 -action, so the lower limit corresponds to only one point of the reduced phase space.

We see that the set of shapes generated in this manner for J_{12} in the interior of the interval (24) is a cylinder, but the two endpoints are single points that pinch the cylinder at the two ends, creating a topological sphere. Topologically, $\Gamma = S^2$.

The symplectic form on Γ may be obtained by projecting $\omega = dp \wedge dx$ on Φ_{4j} as described in Sec. 5.2, but it is easier just to notice that ϕ_{12} is the parameter of evolution along the flow generated by J_{12} , so (ϕ_{12}, J_{12}) form a canonically conjugate (q, p) pair on the sphere. The same obviously applies to J_{23} and J_{31} and their conjugate (dihedral) angles, so we have

$$dJ_{12} \wedge d\phi_{12} = dJ_{23} \wedge d\phi_{23} = dJ_{31} \wedge d\phi_{31}, \quad (78)$$

indicating three sets of canonical coordinates on Γ , related by canonical transformations. These are examples of the action-angle variables discovered by Kapovich and Millson (1995, 1996), which in all cases are closely related to the recoupling schemes used in angular momentum theory. The length J_{31} and the associated dihedral angle ϕ_{31} do not appear in the coupling scheme we described in Sec. 2.4 or in the tetrahedra we have discussed so far, but would appear in a different tetrahedron in which the four vectors are placed end-to-end in a different order.

So far we have described the construction of Γ as a purely classical problem, but if the J_r are quantized, $J_r = j_r + 1/2$, $r = 1, \dots, 4$, then one can speak of a quantized level set L_0 and quotient space Γ .

The area of the sphere Γ with respect to the form $dJ_{12} \wedge d\phi_{12}$ is obviously just $2\pi(J_{12,\max} - J_{12,\min})$. If Γ is quantized, then by (31) and (11) the area is $2\pi D$, where $D = \dim \mathcal{Z}$. When quantized, Γ contains one Planck cell of area 2π for every state in the Hilbert space \mathcal{Z} . Obviously we obtain the same area if we use either of the other symplectic forms in (78).

5.5. Quantized curves in Γ

States in \mathcal{Z} , such as the A - and B -states given by (14), are represented semiclassically by Lagrangian manifolds in Γ , which are quantized curves in that space. For example,

the A -states are represented by quantized levels sets of J_{12} .

To plot these we map Γ into a unit 2-sphere in \mathbb{R}^3 with standard coordinates (x, y, z) by associating (ϕ_{12}, J_{12}) with a standard set of spherical angles (θ, ϕ) , where $\phi = \phi_{12}$ and

$$J_{12} = J_{12,\min} + \frac{D}{2}(1 + \cos\theta), \quad (79)$$

where $D = J_{12,\max} - J_{12,\min}$ (generally), or $D = \dim \mathcal{Z}$ (when Γ is quantized). Here $x = \sin\theta \cos\phi$, $y = \sin\theta \sin\phi$, $z = \cos\theta$ are understood. Then the symplectic form on the sphere is $(-1/2)D \sin\theta d\theta \wedge d\phi$. These coordinates make the J_{12} orbits look nice (they are small circles), but not the orbits of the other variables, so they should not be thought of as having any privileged role. We use them mainly for plotting figures. The x - z plane in these coordinates does have an invariant meaning, however; it is the plane upon which the tetrahedra are planar (the volume vanishes). Moreover, time reversal is a reflection in this plane ($y \rightarrow -y$).

The quantized orbits of J_{12} , on a space Γ with five Planck cells of area, are illustrated in part (a) of Fig. 22. The orbits are just small circles, as noted. The orbits are numbered $n = 0, \dots, 4$, in order of increasing J_{12} , and enclose area $(n + \frac{1}{2})2\pi$. The minimum and maximum values of J_{12} are at the south and north poles, respectively, because of the choice (79) of coordinates, but the minimum and maximum quantized values are separated from the values at the poles by $\frac{1}{2}$, as indicated by (32), since the polar caps defined by the last quantized orbit before the poles must have area $\frac{1}{2}$.

The quantized orbits of J_{23} are illustrated in parts (b) and (c) of that figure. The function J_{23} has a minimum on the x - z plane with $x > 0$, and increases monotonically toward a maximum on the same plane with $x < 0$. The orbits are time-reversal symmetric, but have no symmetry under inversion through the origin in the coordinates used (there is no reason why they should). Also shown are some quantized orbits of J_{13} , in part (d) of Fig. 22.

Another interesting observable on the reduced phase space is the signed volume $V = (1/6)\mathbf{J}_1 \cdot (\mathbf{J}_2 \times \mathbf{J}_3)$. This has been suggested by Chakrabarti (1964) and by Lévy-Leblond and Lévy-Nahas (1965) as a “democratic” alternative to the usual choices J_{12}^2 , J_{23}^2 , J_{13}^2 for the intermediate variable in the quantum problem of the recoupling of three angular momenta. More recently, Carbone *et al* (2002) have reconsidered the use of this observable, and have derived both recursion relations and asymptotic formulas for the matrix elements connecting the J_{12} -basis and the V -basis. The level sets (orbits) of V are plotted in part (e) of Fig. 22. The orbits plotted are not quantized, but are evenly spaced in V about $V = 0$, and labelled $n = -2, \dots, +2$. The $V = 0$ contour is the x - z plane, which is also a quantized orbit when $\dim \mathcal{Z}$ is odd. The orbit $V = v$ is mapped by time-reversal into the orbit $V = -v$. One of us (H.H.) has recently carried out Bohr-Sommerfeld quantization on Γ of the volume operator, with good agreement between semiclassical and exact results. We will report on this work in the future.

5.6. The $6j$ -symbol on the reduced phase space

As noted below (12) the $6j$ -symbol is proportional to the matrix element $\langle j_{23}|j_{12}\rangle$, so on Γ it is represented semiclassically by the quantized curves, $J_{23} = j_{23} + \frac{1}{2}$ and $J_{12} = j_{12} + \frac{1}{2}$. This is illustrated in part (f) of Fig. 22 for the case $\langle j_{23}|j_{12}\rangle = \langle 0|4\rangle$, where the numbers refer to the labeling of the quantized curves in parts (a) and (b) of that figure. These curves are projections of the A - and B -manifolds in Φ_{4j} , and their intersections, the points labelled P and Q in the figure, are the projections of

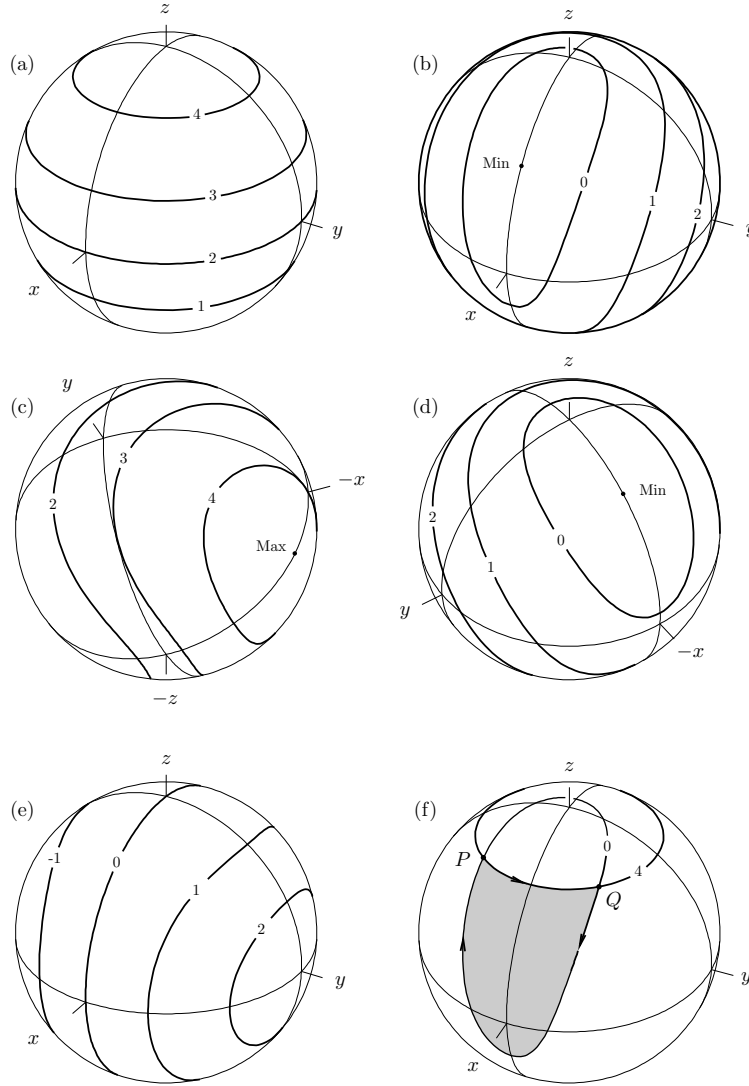


Figure 22. Orbits (or level sets) on the reduced phase space. In (a), orbits of j_{12} ; in (b) and (c), of j_{23} ; in (d), of j_{13} ; in (e), of the volume V . Part (f) shows the orbits relevant to the $6j$ -symbol.

intersections manifolds I_1 and I_2 as illustrated in Fig. 15, respectively. This follows because we defined I_1 as the intersection manifold upon which $V < 0$, and $V < 0$ at point P since it lies in the region $y < 0$. Also, the path (with direction indicated) surrounding the shaded area in part (f) of Fig. 22 is the projection of the loop (with direction indicated) in Φ_{4j} illustrated in Fig. 16. We assign arrows to the path in Γ by following the flows generated by J_{12}^2 and J_{23}^2 in the direction of increasing ϕ_{12} and ϕ_{23} . Thus, the path $P \rightarrow Q \rightarrow P$ in part (f) of Fig. 22 corresponds to the sequence of rotations carried out on the tetrahedron in Fig. 17. On reaching point Q , the path turns down, because the rate of change of J_{12} along the J_{23} -flow is the

Poisson bracket $\{J_{12}, J_{23}\}$, which is negative when $V > 0$, as follows from (75). One can also see this geometrically in Fig. 17; parts (b) and (c) of that figure correspond to point Q , and it is clear that J_{12} at first decreases, then increases again, on carrying out the rotation about \mathbf{J}_{23} , that is, on passing from part (c) to part (d) of Fig. 17. (One must be careful, however, in drawing conclusions from a specific diagram.)

The symplectic area of the shaded region in part (f) of Fig. 22 is the same as the Ponzano-Regge phase. On quantized manifolds it will not matter what region on S^2 is taken as the interior of the closed loop on the sphere (the choices differ by multiples of the total area of the sphere), but to be precise one must worry about this. The Ponzano-Regge phase is also -2 times the F_4 -type generating function (Goldstein 1980, Miller 1974). Let us write $(q, p) = (\phi_{12}, j_{12})$, $(Q, P) = (\phi_{23}, j_{23})$ and $F_4(p, P) = -(1/2)S$, where S is given by (62). Then we have

$$q = -\frac{\partial F_4}{\partial P} = \frac{\partial}{\partial j_5} \sum_{r=1}^6 j_r \phi_r, \quad (80)$$

where we use index 5 instead of 12. Here the angles ϕ_r must be interpreted as functions of the j 's.

Acknowledgments

The authors would like to acknowledge a number of stimulating and helpful conversations with Annalisa Marzuoli and Mauro Carfora.

References

- Abraham R and Marsden J E 1978 *Foundations of Mechanics* (Reading, Massachusetts: Benjamin/Cummings)
- Alesci E, Bianchi E, Magliaro E and Perini C 2008 preprint gr-qc 0809.3718
- Ališaukas S 2000 *J Math Phys* **41** 7589
- Anderson R W and Aquilanti V 2006 *J Chem Phys* **124** 214104
- Aquilanti V, Cavalli S and De Fazio D 1995 *J. Phys. Chem.* **99** 15694
- Aquilanti V, Cavalli S and Coletti C 2001 *Chem. Phys. Lett.* **344** 587
- Aquilanti V and Coletti C 2001 *Chem. Phys. Lett.* **344** 601
- Aquilanti V, Haggard H M, Littlejohn R G and Yu Liang 2007 *J Phys A* **40** 5637
- Arnold V I 1989 *Mathematical Methods of Classical Mechanics* (New York: Springer-Verlag)
- Baez J C 1996 *Adv. Math.* **117** 253
- Baez J C and Barrett J W 1999 *Adv. Theor. Math. Phys.* **3** 815
- Baez J C, Christensen J D and Egan G 2002 *Class. Quantum Grav.* **19** 6489
- Balazs N L and Jennings B K 1984 *Physics Reports* **104** 347
- Bargmann V 1962 *Rev. Mod. Phys.* **34** 829
- Barrett J W 1998 *Adv. Theor. Math. Phys.* **2** 593
- Barrett J W and Crane L 1998 *J. Math. Phys.* **39** 3296
- Barrett J W, Dowdall R J, Fairbairn W J, Gomes H and Hellmann F 2009 preprint gr-qc 0902.1170
- Barrett J W and Steele C M 2003 *Class. Quantum Grav.* **20** 1341
- Barrett J W and Williams R M 1999 *Adv. Theor. Math. Phys.* **3** 209
- Berger M 1987 *Geometry I* (Berlin: Springer-Verlag)
- Berry M V 1977 *Phil Trans R Soc* **287** 237
- Berry M V 1984 *Proc Roy Soc Lond A* **392**, 45
- Biedenharn L C and Louck J D 1981 *The Racah-Wigner Algebra in Quantum Theory* (Reading, Massachusetts: Addison-Wesley)
- Borodin K S, Kroshilin A E and Tolmachev V V (1978) *Teoreticheskaya i Matematicheskaya Fizika* **34** 110, English translation *Theoretical and Mathematical Physics* **34** 69
- Brink D M and Satchler G R 1993 *Angular Momentum* (Oxford: Oxford University Press)
- Brunnemann J and Rideout D 2008 preprint gr-qc 0706.0469
- 2010 preprint gr-qc 1003.2348

- Carbone G, Carfora M and Marzuoli A 2002 *Class. Quantum Grav.* **19** 3761
- Carlip S 1998 *Quantum Gravity in 2 + 1 Dimensions* (Cambridge: Cambridge University Press)
- Chakrabarti A 1964 *Ann. Inst. H Poincaré* **1** 301
- Charles L 2008 preprint math 0806.1585
- Conrady F and Freidel L 2008 *Phys. Rev. D* **78** 104023
- Crippen G M and Havel T F 1988 *Distance Geometry and Molecular Confirmation* (Baldock, UK: Research Studies Press Ltd)
- Cushman R H and Bates L 1997 *Global Aspects of Classical Integrable Systems* (Basel: Birkhäuser Verlag)
- De Fazio D, Cavalli S and Aquilanti V 2003 *Int. J. Quant. Chem.* **93** 91
- Ding Y and Rovelli C 2010 preprint gr-qc 0911.0543
- Edmonds A R 1960 *Angular Momentum in Quantum Mechanics* (Princeton: Princeton University Press)
- El Baz E and Castel B 1972 *Graphical Methods of Spin Algebras* (New York: Marcel Dekker)
- Freidel L and Louapre D 2003 *Class. Quantum Grav.* **20** 1267
- Goldstein H 1980 *Classical Mechanics* 2nd ed (Reading, Massachusetts: Addison-Wesley)
- Groenewold H J 1946 *Physica* **12** 405
- Guillemin V and Sternberg S 1977 *Geometric Asymptotics* (Providence, Rhode Island: American Mathematical Society)
- 1982 *Invent Math* **67** 515
- Gurau R 2008 The Ponzano-Regge asymptotic of the $6j$ -symbol: an elementary proof *Preprint math-ph* 0808.3533
- Gutzwiller M C 1967 *J Math Phys* **8** 1979
- 1969 *J Math Phys* **10** 1004
- 1970 *J Math Phys* **11** 1791
- 1971 *J Math Phys* **12** 343
- Hackett J and Speziale S 2007 *Class. Quantum Grav.* **24** 1525
- Haggard H M and Littlejohn R G 2010 *Classical and Quantum Gravity* **27** 135010
- Kapovich M and Millson J J 1995 *J. Differential Geometry* **42** 133
- 1996 *J. Differential Geometry* **44** 479
- Kirillov A A 1976 *Elements of the Theory of Representations* (New York: Springer-Verlag)
- 2004 *Lectures on the Orbit Method* (Providence, Rhode Island: American Mathematical Society)
- Kurchan, Leboeuf P and Saraceno M 1989 *Phys. Rev. A* **40**, 6800
- Lévy-Leblond J-M and Lévy-Nahas M 1965 *J. Math. Phys.* **6** 1372
- Lewandowski J 1996 preprint gr-qc 9602035
- Lindgren I and Morrison J 1986 *Atomic Many-Body Theory* (Springer-Verlag, New York)
- Littlejohn R G 1986 *Phys. Reports* **138** 193
- 1990 *J. Math. Phys.* **31** 2952
- Littlejohn R G and Reinsch M 1995 *Phys. Rev. A* **52** 2035
- 1997 *Rev Mod Phys* **69** 213
- Littlejohn R G and Yu L 2009 *J. Phys. Chem. A* **113** 14904
- Major S A and Seifert M D 2001 preprint 0109056
- Marsden J E and Ratiu T 1999 *Introduction to Mechanics and Symmetry* (New York: Springer-Verlag)
- Martinez A 2002 *An Introduction to Semiclassical and Microlocal Analysis* (New York: Springer-Verlag)
- Marzuoli A and Rasetti M 2005 *Ann. Phys.* **318** 345
- Maslov V P and Fedoriuk M V 1981 *Semi-Classical Approximations in Quantum Mechanics* (Dordrecht: D. Reidel)
- Mishchenko A S, Shatalov V E and Sternin B Yu 1990 *Lagrangian manifolds and the Maslov operator* (Berlin: Springer Verlag)
- Miller W H 1974 *Adv. Chem. Phys.* **25** 69
- Moyal J E 1949 *Proc Camb Phil Soc* **45** 99
- Neville D 1971 *J Math Phys* **12** 2438
- 2006 *Phys Rev D* **73** 124004
- Nicolai H and Peeters K 2007, in *Approaches to Fundamental Problems*, Seiler E and Stamatescu I-O eds (Berlin: Springer) (Lecture Notes in Physics v. 721) 151
- Ooguri H 1992a *Nucl. Phys. B* **382** 276
- 1992b *Mod. Phys. Lett. A* **7** 2799
- Ozorio de Almeida A M 1998 *Phys Rep* **295** 265
- Ponzano G and Regge T 1968 in *Spectroscopy and Group Theoretical Methods in Physics* ed F Bloch

- et al* (Amsterdam: North-Holland) p 1
- Ragni M, Bitencourt A C P, Ferreira C da S, Aquilanti V, Anderson R W and Littlejohn R G 2010 *Int. J. Quantum Chem.* **110** 731
- Regge T 1961 *Il Nuovo Cimento* **19**, 558
- Regge T and Williams R M 2000 *J. Math. Phys.* **41** 3964
- Roberts J 1999 *Geometry and Topology* **3** 21
- Rovelli C 2004 *Quantum Gravity* (Cambridge University Press)
- Rovelli C and Smolin L 1995 *Phys. Rev. D* **52**, 5743
- Rovelli C and Speziale S *Class. Quantum Grav.* **23** 5861
- Sastry K R S 2002 *Forum Geom* **2** 167
- Schulten K and Gordon R G 1975a *J. Math. Phys.* **16** 1961
—1975b *J. Math. Phys.* **16** 1971
- Schwinger J 1952 *On Angular Momentum* U.S. Atomic Energy Commission, NYO-3071, reprinted in Biedenharn L C and van Dam H 1965 *Quantum Theory of Angular Momentum* (New York: Academic Press)
- Smolin L 2005 An Invitation to Loop Quantum Gravity *Preprint* hep-th/0408048
- Stedman G E 1990 *Diagram Techniques in Group Theory* (Cambridge: Cambridge University Press)
- Taylor Y U and Woodward C T 2004 preprint math 0406.228
- Thiemann T 2007 *Modern Canonical Quantum General Relativity* (Cambridge: Cambridge University Press)
- Turaev and Viro 1992 *Topology* **31** 865
- Varshalovich D A, Moskalev A N and Khersonskii V K 1981 *Quantum Theory of Angular Momentum* (Singapore: World Scientific)
- Voros A 1989 *Phys. Rev. A* **40**, 6814
- Whittaker E T 1960 *A Treatise on the Analytical Dynamics of Particles and Rigid Bodies* (Cambridge: Cambridge University Press)
- Wormer P E S and Paldus J 2006 *Adv Quantum Chemistry* **51** 59
- Weissman Y 1982 *J. Chem. Phys.* **76**, 4067
- Weyl H 1927 *Z Phys* **46** 1
- Wigner E P 1932 *Phys Rev* **40** 749
—1940 *On the matrices which reduce the Kronecker products of representations of simply reducible groups* (unpublished), reprinted in Biedenharn L C and van Dam H 1965 *Quantum Theory of Angular Momentum* (New York: Academic Press)
—1959 *Group Theory* (Academic Press, New York)
- Woodhouse N M J 1991 *Geometric Quantization* (Oxford: Oxford University Press)
- Yutsis A P, Levinson I B and Vanagas V V 1962 *The Theory of Angular Momentum* (S Monson, Jerusalem)