

Reheating temperature from the CMB

Jakub Mielczarek*

Astronomical Observatory, Jagiellonian University, 30-244 Kraków, Orla 171, Poland

In the recent paper by Mielczarek *et al.* (JCAP **1007** (2010) 004) an idea of method which can be used to put constraint the reheating phase was proposed. Also recently, another method of constraining the reheating temperature was studied by Martin and Ringeval (Phys. Rev. D **82** (2010) 023511). The both methods base on observations of the cosmic microwave background (CMB) radiation. In this paper, we develop the idea introduced in this first article to put constraint on the reheating after the slow-roll inflation. We restrict our considerations to the case of a massive inflation field. The method can be however easily extended to the different inflationary scenarios. As a main result, we derive expression on the reheating temperature T_{RH} . Surprisingly, the obtained equation is independent on the unknown number of relativistic degrees of freedom g_* produced during the reheating. Based on this equation and the WMAP 7 observations we find $T_{\text{RH}} = 3.5 \cdot 10^6$ GeV, what is consistent with the current constraints. The relative uncertainty of the result is however very high and equal to $\sigma(T_{\text{RH}})/T_{\text{RH}} \approx 53$. As we show, this uncertainty will be significantly reduced with future CMB experiments.

I. INTRODUCTION

The reheating [1, 2] is a hypothetical process in which the inflaton field [3] is converted into the Standard Model particles. The mechanism of reheating is usually assumed to be a parametric production of particles [4]. However, the considerations are purely speculative due to the lack of any possible empirical verification of the reheating phase. Up to now, only some weak constraints on the basic parameters of reheating are available. In particular, the reheating temperature T_{RH} can be constrained from the both sides. From bottom the constraint is given by the big bang nucleosynthesis (BBN), namely $T_{\text{RH}} \gtrsim 10$ MeV [5]. From the top, the constraint comes from the energy scale at the end of inflation $T_{\text{RH}} \lesssim 10^{16}$ GeV. Roughly eighteen orders of magnitude remain to place the reheating temperature somewhere between. Worse, there is no observational window available at these energy scales. Such a window exists however at the energies of inflation. It is because the perturbations created during the inflation can be studied by its impact on the cosmic microwave background (CMB) radiation and subsequently by the large scale structures (LSS). The method of constraining the reheating phase indirectly by the inflationary observational window was recently studied in Ref. [6]. It was shown that it leads to the lower constraint on the reheating temperature $T_{\text{RH}} \gtrsim 6$ TeV.

In this paper, we present an alternative method which can be used to fix at least some details of reheating based on observations of the cosmic microwave background (CMB) radiation. In comparison with the method presented in Ref. [6], it will be possible not only to put a constraint on T_{RH} but just fix its value. The idea of the method was scratched in Ref. [7]. It bases on the fact that the total increase of the scale factor from the observed part of inflation till now can be determined from

the CMB. The number of e -foldings from the observed part of inflation till its end can be determined too. Based on this, the e -folding number from the end of inflation till the recombination can be found. As we show, this can be used to determinate the reheating temperature. For simplicity, we assume the slow-roll inflation (described by a massive inflation field), which is in good agreement with the CMB observations. After inflation the inflaton field undergoes coherent oscillations at the bottom of potential well. The reheating takes place when the Hubble parameter H falls to the value of the inflaton decay rate Γ_ϕ . We assume that the reheating is instantaneous. After the reheating, the standard radiation phase takes place, which we assume to be adiabatic. During the reheating, the effective number of relativistic species produced is given by g_* . The decay rate of the inflaton field can be related with the remaining two parameters g_* and T_{RH} by the Friedmann equation as follows

$$\Gamma_\phi^2 \simeq \frac{8\pi}{3m_{\text{Pl}}^2} g_* \frac{\pi^2 T_{\text{RH}}^4}{30}, \quad (1)$$

where $m_{\text{Pl}} = 1.22 \cdot 10^{19}$ GeV. Therefore, only two from the parameters of reheating ($\Gamma_\phi, T_{\text{RH}}, g_*$) are independent. In this paper, we show that the reheating temperature can be determined independently on the remaining two parameters. Up to now, the constraints on T_{RH} were dependent on the value of g_* . However, in the equation derived in this paper, the g_* factors surprisingly cancel out. Having T_{RH} , the decay rate Γ_ϕ can be expressed in terms of g_* only.

The considerations presented in this paper are restricted to the simplest setup in order to capture the essence of the method. However, extension to the different inflationary scenarios and to the more detailed models of reheating can be done straightforwardly.

*Electronic address: jakub.mielczarek@uj.edu.pl

II. METHOD

The main idea of the method can be understood by looking at Fig. 1. In this figure we schematically present

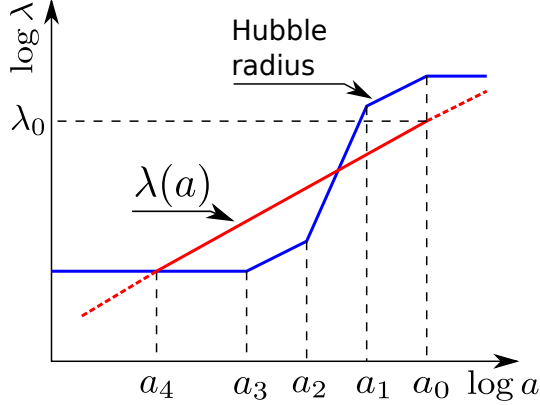


FIG. 1: Schematic evolution of the Hubble radius (blue line) for the standard cosmological scenario. The straight (red) line represents evolution of the physical length scale $\lambda(a)$, where $\lambda(a_0) = \lambda_0$.

evolution of the Hubble radius $R_H := 1/H$, together with the evolution of an arbitrary physical length scale λ . The present value of this length scale is equal to λ_0 , what we call the *pivot scale*. The following values of the scale factor were distinguished:

a_0 - the present value of the scale factor, we set $a_0 = 1$ for convenience.

a_1 - scale factor at the recombination (end of the radiation era).

a_2 - scale factor at which the instantaneous reheating takes place (beginning of the radiation era).

a_3 - scale factor at the end of inflation, inflation field starts to oscillate.

a_4 - scale factor at which the length scale of the present value λ_0 crossed the Hubble radius during inflation.

The total increase of a scale factor from a_4 to a_0 will be of particular importance. We call it Δ_{tot} , what can be expressed as follows

$$\Delta_{\text{tot}} = \prod_{i=0}^3 \Delta_i, \quad \text{where } \Delta_i := \frac{a_i}{a_{i+1}}. \quad (2)$$

So, if we know durations of the four stages between the a_4 and a_0 , the Δ_{tot} can be determined. This is however practically impossible to obtain because we do not know details of the intermediate periods as Δ_2 and Δ_1 . Hopefully, there is an alternative method to determinate Δ_{tot} , what can be used to put constraints on Δ_2 and Δ_1 . This method bases on the observation of the CMB radiation. In particular, on the measurements of the scalar power

spectrum. The form of this spectrum is parametrized by the function

$$\mathcal{P}_s(k) = A_s \left(\frac{k}{k_0} \right)^{n_s-1}. \quad (3)$$

The A_s is an amplitude and n_s is a spectral index of the scalar perturbations. The k_0 is some arbitrary fixed scale called *pivot number*. We can relate it to the pivot scale λ_0 introduced earlier by $\lambda_0 = 2\pi/k_0$. In particular, the WMAP collaboration choice is $k_0 = 0.002 \text{ Mpc}^{-1}$ (we also use this choice in this paper). For this value, the seven years of observations made by the WMAP satellite give the following values of the amplitude and spectral index of the scalar perturbations [8]

$$A_s = 2.441^{+0.088}_{-0.092} \cdot 10^{-9}, \quad (4)$$

$$n_s = 0.963 \pm 0.012. \quad (5)$$

On the other hand, the well known prediction of the slow-roll inflation is

$$\mathcal{P}_s(k) = \underbrace{\frac{1}{\pi\epsilon} \left(\frac{H}{m_{\text{Pl}}} \right)^2}_{:=\mathcal{S}} \left(\frac{k}{aH} \right)^{n_s-1}, \quad (6)$$

where ϵ is so-called slow-roll parameter equal to

$$\epsilon = \frac{m_{\text{Pl}}^2}{4\pi} \frac{1}{\phi^2}. \quad (7)$$

For the considered massive slow-roll inflation $n_s = 1 - 4\epsilon$.

Let us now consider the power spectrum at the length scale λ_0 which corresponds to the pivot number k_0 . From observation, an amplitude of the scalar perturbations at this scale is equal to $\mathcal{P}_s(k_0) = A_s$. On the other hand, this amplitude is formed when $k \simeq aH$. Therefore for the mode k_0 we have $\mathcal{S} = A_s$.

Cosmological evolution of the pivot scale λ_0 is given by

$$\lambda(a) = \lambda_0 \frac{a}{a_0}. \quad (8)$$

This relation is represented by the red line in Fig. 1. The value of λ was equal to the Hubble radius at a_4 . Based on this one can derive

$$\Delta_{\text{tot}} = \frac{a_0}{a_4} = \frac{\lambda_0}{\lambda(a_4)} = \frac{H}{k_0}, \quad (9)$$

where H is the value of Hubble parameter when the λ crossed horizon during the inflation. In the second equality we have used relation $\lambda(a) = \frac{2\pi}{k} \frac{a}{a_0}$, together with $k \simeq aH$ at the horizon crossing. Namely, $\lambda_0 = \frac{2\pi}{k_0}$ and $\lambda(a_4) = \frac{2\pi}{H} \frac{1}{a_0}$, where $a_0 = 1$. At the pivot scale $\mathcal{S} = A_s$, so

$$\frac{H}{m_{\text{Pl}}} = \sqrt{\pi\epsilon A_s}. \quad (10)$$

Expressing the ϵ from $n_s = 1 - 4\epsilon$, we find

$$\Delta_{\text{tot}} = \frac{1}{2} \frac{m_{\text{Pl}}}{k_0} \sqrt{\pi(1 - n_s)A_s}. \quad (11)$$

The essential conclusion derived from this equation is that: *Based on the CMB observations one can determinate the total increase of the scale factor from the observed moment of inflation till now.* In principle, from the WMAP 7 observations we determinate

$$\Delta_{\text{tot}} = (8.0 \pm 1.5) \cdot 10^{51}. \quad (12)$$

III. INFLATION AND REHEATING

The increase of a scale factor during the part of inflation from a_4 to a_3 is given by

$$\Delta_3 = e^{N_{\text{obs}}}, \quad (13)$$

where N_{obs} is the e -folding number, which can be expressed as follows

$$\begin{aligned} N_{\text{obs}} &\simeq -\frac{4\pi}{m_{\text{Pl}}^2} \int_{\phi_{\text{obs}}}^0 \frac{V(\phi)}{V'(\phi)} d\phi \\ &= 2\pi \frac{\phi_{\text{obs}}^2}{m_{\text{Pl}}^2} = \frac{2}{1 - n_s}. \end{aligned} \quad (14)$$

We have used here $V(\phi) = \frac{m^2}{2}\phi^2$ and defined $\phi_{\text{obs}} = \phi(a_4)$. In particular, based on the WMAP 7 data one can find $N_{\text{obs}} = 54 \pm 18$. The uncertainty is high because of the strong sensitivity on the uncertainty of the spectral index n_s . This will later propagate to the uncertainty of the reheating temperature. As we show in Sec. V, the uncertainty of N_{obs} can be significantly reduced with the future CMB experiments.

During the slow-roll inflation, evolution of the inflaton field ϕ is well approximated by

$$\phi(t) = \phi_{\text{max}} - \frac{m}{\sqrt{12}\pi} t. \quad (15)$$

From comparison with the numerical results, it can be seen that this approximation holds till the end of inflation, when $\phi \approx 0$. Therefore, the kinetic term

$$\frac{\dot{\phi}^2}{2} \simeq \frac{m^2 m_{\text{Pl}}^2}{24\pi}, \quad (16)$$

is approximately constant during the inflation. This contribution to the total energy density is however dominated by the potential part during the slow-roll inflation. At the end of inflation, the contribution from the potential part falls to zero ($V(\phi = 0) = 0$) and the kinetic term dominates. One can therefore estimate that, at the end of inflation the energy density is given by

$$\rho(a_3) \simeq \frac{m^2 m_{\text{Pl}}^2}{24\pi}. \quad (17)$$

A validity of this approximations was confirmed by the numerical computations.

After inflation, the field starts to oscillate at the bottom of the potential well. During this evolution, the energy density drops as in the matter dominated universe [9]

$$\rho(a) \simeq \rho(a_3) \left(\frac{a_3}{a}\right)^3. \quad (18)$$

This evolution holds till a_2 , when $H \approx \Gamma_\phi$ and the reheating takes place. Then, the energy density

$$\rho(a_2) = g_* \frac{\pi^2 T_{\text{RH}}^4}{30}, \quad (19)$$

here $g_* = g(T_{\text{RH}})$ is the number of ultra-relativistic degrees of freedom generated during the reheating, where $g(T)$ is defined as follows

$$g = \sum_{\text{boson}} g_B + \frac{7}{8} \sum_{\text{fermion}} g_F. \quad (20)$$

In particular, for Glashow-Weinberg-Salam (GWS) model $SU(2)_L \otimes U_Y(1) \otimes SU_c(3)$ we have $g = 106.75$. Therefore one may expect that $g_* \geq 106.75$ if temperature of reheating is greater than the electroweak energy scale, $T_{\text{RH}} \gtrsim 300$ GeV.

Based on (18) we have

$$\Delta_2 = \frac{a_2}{a_3} = \sqrt[3]{\frac{\rho(a_3)}{\rho(a_2)}}, \quad (21)$$

and applying (17) and (19) we derive

$$\Delta_2 = \frac{1}{\pi} \left(\frac{5}{4} \cdot \frac{m^2 m_{\text{Pl}}^2}{g_* T_{\text{RH}}^4} \right)^{1/3}. \quad (22)$$

This result will be useful in the subsequent section when deriving the expression on T_{RH} . However, before we proceed to this issue we can see what we already can say about the reheating temperature. Let us notice that the following condition $\rho(a_2) \leq \rho(a_3)$ must be fulfilled. Energy scale of reheating cannot be higher than energy at the end of inflation. In order to use this constraint one has to firstly determinate inflation mass in equation (17). It can be done by noticing that the Friedmann equation reduces to

$$H^2 \simeq \frac{8\pi}{3m_{\text{Pl}}^2} \frac{1}{2} m^2 \phi^2 \quad (23)$$

in the slow-roll regime ($\epsilon \ll 1$). Based on this and condition $\mathcal{S} = A_s$, together with $n_s = 1 - 4\epsilon$ one can derive [7]

$$m = m_{\text{Pl}} \frac{1}{4} \sqrt{3\pi A_s} (1 - n_s). \quad (24)$$

Applying this expression to the WMAP 7 results we obtain

$$\begin{aligned} m &= (1.4 \pm 0.5) \cdot 10^{-6} m_{\text{Pl}} \\ &= (1.7 \pm 0.6) \cdot 10^{13} \text{ GeV}. \end{aligned} \quad (25)$$

With use of this value, the condition $\rho(a_2) \leq \rho(a_3)$ reduces to

$$g_*^{1/4} T_{\text{RH}} \leq 6.5 \cdot 10^{15} \text{ GeV}. \quad (26)$$

Based on this, part of the parameter space (g_*, T_{RH}) can be excluded. It was shown as the shadowed region above the thick line in Fig. 2. As we mentioned earlier, if

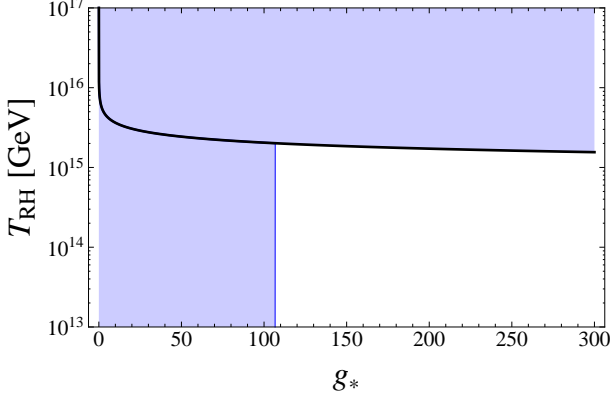


FIG. 2: Section of the reheating parameters space (T_{RH}, g_*) . The shadowed region is excluded by Eq. 26 and $g_* > 106.75$ valid for $T_{\text{RH}} \gtrsim 300$ GeV. The thick line represents $T_{\text{RH}} = g_*^{-1/4} \cdot 6.5 \cdot 10^{15}$ GeV.

$T_{\text{RH}} \gtrsim 300$ GeV then $g_* \geq 106.75$. This constraint excludes another part of the parameter space. This was represented in Fig. 2 as the shadowed region constrained by the vertical line. Based on the above constraints one can conclude that

$$T_{\text{RH}} \leq 2.0 \cdot 10^{15} \text{ GeV}. \quad (27)$$

This corresponds to the inflationary bound on the reheating temperature.

IV. REHEATING TEMPERATURE

After reheating, the Universe is filled by the relativistic plasma. Expansion of this relativistic gas is assumed to be adiabatic. It is a good approximation if the non-equilibrium contribution to the energy density is negligible. Then $dS = 0$, what implies $sa^3 = \text{const}$, where the entropy density s is given by

$$s = \frac{2\pi^2}{45} g T^3. \quad (28)$$

Based on this one can derive expression on the increase of the scale factor during the radiation era

$$\frac{a_1}{a_2} = \frac{T_2}{T_1} \cdot \left(\frac{g_2}{g_1} \right)^{1/3}. \quad (29)$$

We have $T_2 = T_{\text{RH}}$ and T_1 is equal to the recombination temperature T_{rec} . During recombination $g_1 = g_\gamma = 2$,

in turn $g_2 = g_*$. Therefore, increase of the scale factor during the radiation era can be expressed as follows

$$\Delta_1 = \frac{T_{\text{RH}}}{T_{\text{rec}}} \cdot \left(\frac{g_*}{2} \right)^{1/3}. \quad (30)$$

Finally, during the matter era

$$\Delta_0 = 1 + z_{\text{rec}}, \quad (31)$$

where z_{rec} is recombination redshift.

At this point we have all required to find the expression on T_{RH} . We have found all Δ_i and Δ_{tot} . Based on (2), the following relation is fulfilled

$$\Delta_{\text{tot}} = \Delta_3 \Delta_2 \Delta_1 \Delta_0. \quad (32)$$

Inserting (13), (22), (30) and (31) we obtain

$$\Delta_{\text{tot}} = e^{N_{\text{obs}}} \frac{1}{\pi} \left(\frac{5}{4} \cdot \frac{m^2 m_{\text{Pl}}^2}{g_* T_{\text{RH}}^4} \right)^{1/3} \frac{T_{\text{RH}}}{T_{\text{CMB}}} \left(\frac{g_*}{2} \right)^{1/3}, \quad (33)$$

where we have used $T_{\text{rec}} = T_{\text{CMB}}(1 + z_{\text{rec}})$. The important observation is that g_* factors cancel out. This is crucial, because the expression on T_{RH} will be free from the dependence on the unknown g_* parameter. With use of (11), (14) and (24), the above equation can be rewritten into the following form

$$T_{\text{RH}} = \frac{15 m_{\text{Pl}}}{16 \cdot \pi^{7/2}} \sqrt{\frac{1 - n_s}{A_s}} \left(\frac{k_0}{T_{\text{CMB}}} \right)^3 \exp \left\{ \frac{6}{1 - n_s} \right\}. \quad (34)$$

This equation is a main result of this paper. Taking the constant parameters $T_{\text{CMB}} = 2.725 \text{ K} = 2.348 \cdot 10^{-4} \text{ eV}$ and $k_0 = 0.002 \text{ Mpc}^{-1}$ (and re-expressing units: $\text{Mpc}^{-1} = 6.39 \cdot 10^{-30} \text{ eV}$) one can re-derive equation (34) to the practical form

$$T_{\text{RH}} = 3.36 \cdot 10^{-68} \sqrt{\frac{1 - n_s}{A_s}} \exp \left\{ \frac{6}{1 - n_s} \right\} \text{ GeV}. \quad (35)$$

In Fig. 3 we show relation (35) as a function of the spectral index n_s . We also mark the regions excluded from the inflationary constraint and the BBN constraint. For the data from the WMAP 7 observations, equation (35) leads to

$$T_{\text{RH}} = 3.5 \cdot 10^6 \text{ GeV}. \quad (36)$$

The relative uncertainty of this result is

$$\frac{\sigma(T_{\text{RH}})}{T_{\text{RH}}} \approx 53. \quad (37)$$

This high uncertainty is mainly a result of the purely determined value of N_{obs} what is a function of n_s . In the next section, we will examine how this uncertainty can be reduced with the future CMB experiments.

As it was discussed in Ref. [10], if $T_{\text{RH}} \sim 10^{6-9} \text{ GeV}$ then it may be possible to measure T_{RH} with the planned

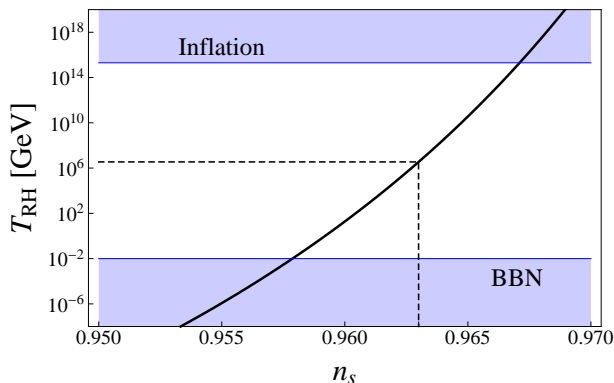


FIG. 3: The thick line represents Eq. 35 with $A_s = 2.441 \cdot 10^{-9}$. Dashed lines corresponds to $n_s = 0.963$, taken from the WMAP 7 observations, what leads to $T_{RH} = 3.5 \cdot 10^6$ GeV. The shadowed regions are excluded by the inflationary and BBN constraints.

space-based laser interferometer experiments. The value $T_{RH} = 3.5 \cdot 10^6$ GeV obtained here fulfills this condition. Our prediction has therefore chance to be verified in future.

Moreover, based on (1) one can express inflaton decay rate Γ_ϕ in terms of g_*

$$\Gamma_\phi \simeq 1.7 \cdot 10^{-6} \sqrt{g_*} \text{ GeV}, \quad (38)$$

where the previously derived value of T_{RH} was used. It is reasonable to expect that $\Gamma_\phi = \alpha \cdot m$, what comes from the Heisenberg uncertainty relation. The α is a dimensionless parameter. With use of the inflaton mass found earlier we find

$$\alpha \simeq 10^{-19} \sqrt{g_*}. \quad (39)$$

Based on this result, one can deduce that the inflaton decays into the very light particles comparing with its mass. This is also the reason why the reheating takes place at the relatively low energies. It becomes unstable only when the sufficiently low energies are reached. However, the origin of this low value of decay rate Γ_ϕ cannot be understood without a deeper understanding of the inflationary cosmology.

V. FORECASTING

As we have shown in the previous section, the value of T_{RH} is strongly dependent on n_s . Therefore, the method presented can be used effectively only if the value of n_s is determined with high precision. The value of n_s from the WMAP 7 observations is not determined sufficiently precise to obtain a strong prediction concerning the reheating temperature. However, it may change if the new observational data will be available. In this section, we predict how the uncertainty on T_{RH} will be reduced with the future CMB experiments. In particular, we consider

the Planck satellite [11] experiment which is currently on the stage of collecting data. We consider ACTPol [12] ground based experiment which is under construction at present. We also consider planned CMBPol [13] satellite experiment.

The uncertainty of T_{RH} comes mainly from n_s therefore, in the considerations we fix the value of A_s . Following Ref. [14], the expected uncertainties of n_s from the mentioned CMB experiments are the following

$$\sigma(n_s) = \begin{cases} 0.0031 & \text{Planck} \\ 0.0021 & \text{Planck+ACTPol} \\ 0.0014 & \text{CMBPol} \end{cases} \quad (40)$$

Based on this let us firstly see the resulting uncertainties of the e -folding number N_{obs} . We find

$$\sigma(N_{obs}) = \begin{cases} 4.5 & \text{Planck} \\ 3.1 & \text{Planck+ACTPol} \\ 2.0 & \text{CMBPol} \end{cases} \quad (41)$$

This significant reduction of the uncertainty of N_{obs} (with respect to the WMAP 7 results) will be crucial for determining reheating temperature. Based on (35) with (40) we forecast

$$\frac{\sigma(T_{RH})}{T_{RH}} = \begin{cases} 13.5 & \text{Planck} \\ 9.2 & \text{Planck+ACTPol} \\ 6.1 & \text{CMBPol} \end{cases} \quad (42)$$

Here, the values of the parameters n_s and A_s were set to be those obtained from the WMAP 7 observations.

In order to have $\sigma(T_{RH})/T_{RH}$ smaller than unity, the uncertainty of n_s should be reduced by two orders of magnitude with respect to the WMAP 7 results. At present, there is however no experiment planned to reach such a sensitivity. The uncertainty may be nevertheless additionally reduced by combining data from the different available experiments.

VI. SUMMARY

In this paper we have developed a new method of constraining the reheating phase after inflation. The method bases on the observations of the cosmic microwave background radiation. In particular, the fact that the total increase of the scale factor from the observed part of inflation till now can be determined is used. Based on this, we have found the expression on the reheating temperature. The expression is free from the dependence on the unknown g_* parameter. With use of the WMAP 7 results we have determined $T_{RH} = 3.5 \cdot 10^3$ TeV. The relative uncertainty of this result is equal to $\sigma(T_{RH})/T_{RH} \approx 53$. This high uncertainty can be however significantly reduced with the future CMB data. One can expect the reheating temperature to be quite precisely determined (reaching $\sigma(T_{RH})/T_{RH} = \mathcal{O}(1)$) within the present decade.

The value of reheating temperature determined in this paper is consistent with the known bounds. In particular, with the lower bound $T_{\text{RH}} \gtrsim 6$ TeV recently found in Ref. [6]. It is also interesting to note that within the supersymmetric extension of the Standard Model, the upper bound on the reheating temperature exists $T_{\text{RH}} \lesssim 10^4$ TeV (See e.g. [15]). Our result is also in agreement with this condition.

Acknowledgements

Author has been supported by Polish Ministry of Science and Higher Education grant N N203 386437 and by Foundation of Polish Science award START.

-
- [1] L. Kofman, A. D. Linde and A. A. Starobinsky, Phys. Rev. Lett. **73** (1994) 3195 [arXiv:hep-th/9405187].
 - [2] L. Kofman, A. D. Linde and A. A. Starobinsky, Phys. Rev. D **56** (1997) 3258 [arXiv:hep-ph/9704452].
 - [3] A. H. Guth, Phys. Rev. D **23** (1981) 347.
 - [4] B. A. Bassett, S. Tsujikawa and D. Wands, Rev. Mod. Phys. **78** (2006) 537 [arXiv:astro-ph/0507632].
 - [5] S. Hannestad, Phys. Rev. D **70** (2004) 043506 [arXiv:astro-ph/0403291].
 - [6] J. Martin and C. Ringeval, Phys. Rev. D **82** (2010) 023511
 - [7] J. Mielczarek, M. Kamionka, A. Kurek and M. Szydlowski, JCAP **1007** (2010) 004
 - [8] E. Komatsu *et al.*, arXiv:1001.4538 [astro-ph.CO].
 - [9] A. A. Starobinsky, Phys. Lett. B **91** (1980) 99.
 - [10] K. Nakayama, S. Saito, Y. Suwa and J. Yokoyama, JCAP **0806** (2008) 020 [arXiv:0804.1827 [astro-ph]].
 - [11] [Planck Collaboration], arXiv:astro-ph/0604069.
 - [12] M. D. Niemack *et al.*, arXiv:1006.5049 [astro-ph.IM].
 - [13] J. Dunkley *et al.*, arXiv:0811.3915 [astro-ph].
 - [14] S. Galli, M. Martinelli, A. Melchiorri, L. Pagano, B. D. Sherwin and D. N. Spergel, arXiv:1005.3808 [astro-ph.CO].
 - [15] R. Kallosh, L. Kofman, A. D. Linde and A. Van Proeyen, Phys. Rev. D **61** (2000) 103503 [arXiv:hep-th/9907124].