

Forcing Nonperiodicity With a Single Tile

Joshua E. S. Socolar¹ and Joan M. Taylor²

¹Physics Department and Center for Nonlinear and Complex Systems Duke University, Durham, NC 27708

²P.O. Box U91, Burnie, Tas. 7320 Australia

An aperiodic prototile is a shape for which infinitely many copies can be arranged to fill Euclidean space completely with no overlaps, but not in a periodic pattern. Tiling theorists refer to such a prototile as an “einstein” (a German pun on “one stone”). The possible existence of an einstein has been pondered ever since Berger’s discovery of large set of prototiles that in combination can tile the plane only in a nonperiodic way [1]. Classes of aperiodic sets with just two prototiles have since been found, including the Penrose tiles [2], several Ammann sets [3], and Goodman-Strauss’s “Trilobite and Cross” [4], but the einstein has proven elusive. The possibility of forcing unusual long-range correlations by local rules for fitting pieces of a material together is of interest to physicists and engineers because a material that self-assembles to form an ordered but nonperiodic structure may have novel physical properties. Finding a single shape that can do the job may make the physical realization of such a material easier, as one would not have to worry about segregation of tiles of different types.

In this article we review and clarify some features of a prototile we recently introduced that is an einstein according to a reasonable definition [5]. The fundamental logic of the prototile may be realized in several different ways, one of which is shown in Figure 1. The tile in (a), shown with its mirror image, is a regular hexagon with markings that determine how neighboring tiles must be oriented. Adjacent tiles must form continuous black stripes and flag decorations at opposite ends of a tile edge must point in the same direction, as indicated by the arrows in (b). Each tile in (c) is a rotation and/or reflection of the single prototile and the only way to fill space while obeying the rules everywhere is to form a nonperiodic, hierarchical extension of the pattern in (c). Detailed proofs of aperiodicity and derivations of properties of the tiling are given in [5]. Here we focus on some broader issues and the definition of “the einstein problem.”

We begin with a brief review of the history of aperiodic prototile sets and a discussion of the nuances associated with the terms “local matching rules” and “nonperiodic” (and even “tile”). We then show how the hexagonal prototile of Figure 1 satisfies the definitions and describe some of the remarkable properties of the tilings it permits. Articulating the criteria satisfied by the hexagonal prototile reveals the sense in which it is the “best” einstein currently known and delineates a precise problem that remains open.

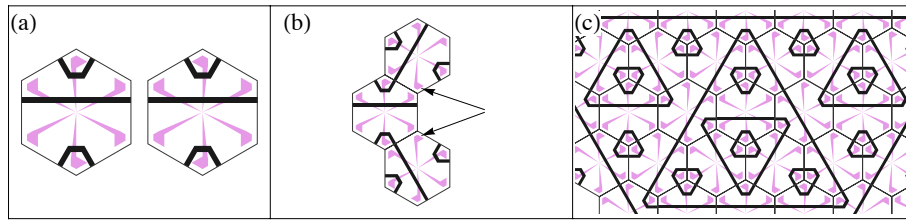


Figure 1: The hexagonal prototile and its mirror image with color matching rules. (a) The two tiles are related by reflection about a vertical line. (b) Adjacent tiles must form continuous black stripes. Flag decorations at opposite ends of a tile edge (as indicated by the arrows) must point in the same direction. (c) A portion of an infinite tiling that respects the matching rules.

Aperiodic prototile sets and the definition of an einstein

In 1966, Berger showed that a certain set of 2D prototiles could fill space but could not form a periodic pattern [1]. Robinson subsequently reduced Berger’s set to six prototiles (plus their mirror images) [6]. Robinson’s tiles are essentially squares with bumps and nicks added to constrain which edges of the tiles can match. The pattern of bumps and nicks creates a structure of interpenetrating square lattices with lattice constants of the form 2^n , where n takes all integer values greater than 2. Since there is no maximum n , the tiling is not periodic. The two-prototile “Trilobite and Cross” set of Goodman–Strauss [4] forces the same hierarchy of square lattices. Tilings with this type of structure are called *limit-periodic* [7].

The Penrose tiles (kites and darts, rhombi, or chickens, etc. [3]) are a 2-prototile set that forces a tiling with a non-crystallographic symmetry [2], a structure now known as a quasicrystalline tiling [8]. In this case and many others discovered since, the ratio of frequencies of occurrence of the two tile types is irrational, implying immediately that the tiling cannot be periodic and also that there is no way to reduce the set to a single prototile. A construction of a quasicrystalline tiling forced by a single prototile has been presented by Gummelt (with a complementary proof by Steinhardt and Jeong), but the rules specify that tiles can overlap in particular ways, so that the covering of the space is not uniform. [9, 10]

A space-filling, aperiodic prototile in three dimensions was exhibited by Schmitt, Conway and Danzer in 1995 [11]. The SCD tile is a rhombic biprism that does not require coloring. The triangular faces of the prism on top of the base contain two of edges of the rhombus and the triangular faces below the base contain the other two edges. The allowed tiling consists of 2D periodic layers of tiles sharing triangular faces, with ridges running in the direction of

one pair of rhombus edges on top and the other pair below. The layers are then stacked such that each is rotated by an angle ϕ with respect to the one below it, where ϕ is the acute angle of the rhombic base. Any choice of ϕ other than integer multiples of $\pi/3$ or $\pi/4$ produces a tiling that is not periodic, and certain choices permit a tiling in which the number of nearest neighbor environments is finite, so that the prototile can be endowed with bumps and nicks in a way that locks the relative positions of adjacent layers.

The SCD tile does not seem truly satisfactory as an einstein, however. The nonperiodicity of the tiling does not seem mysterious enough to count; one can immediately grasp the global structure of simple 2D periodic lattices stacked with a twist in the third dimension. We seek structures with long-range correlations that are not immediately evident from the examination of a single tile. Goodman–Strauss emphasizes this point and suggests a classification that distinguishes the SCD structure from the Robinson tiling and Penrose tiling [12]. Goodman–Strauss calls the SCD tile is “weakly aperiodic” because it admits a tiling with a cyclic group of symmetries involving finite (and nonzero) translations, in this case the screw symmetry along the twist axis. We emphasize here an additional feature of the SCD tiling that also weakens the sense in which it may be called nonperiodic: every individual tile in the tiling is a unit cell of a periodic 2D layer. In fact, for the cases with a finite number of nearest neighbor environments, any finite stack of layers is periodic in the two transverse directions, a point that may be important for physical applications. The presence of infinite periodic substructures within the pattern suggests that a formal definition be developed to distinguish different degrees of periodicity or nonperiodicity.

A definition of “nonperiodic”

We offer here a new classification scheme, based on the notion of a “partial translational symmetry,” that we believe better captures the shared intuitive notion of a nontrivial, nonrepeating pattern. A simple example of a system with nontrivial partial translational symmetries is the sequence

... 16, 1, 2, 1, 4, 1, 2, 1, 8, 1, 2, 1, 4, 1, 2, 1, ∞ , 1, 2, 1, 4, 1, 2, 1, 8, 1, 2, 1, 4, 1, 2, 1, 16 ...

The sequence extends infinitely in both directions and the spacing between the nearest entries with the same value is just twice that value; e.g., the 8’s occur periodically at intervals of 16 elements. (The element with value infinity, ∞ , at the center is not repeated at any finite distance. It may be thought of as a power of 2 that is larger than the length of the sequence.) The sequence is not periodic; increasingly large powers of two occur *ad infinitum* as one moves farther from the center. Each particular value occurs periodically, however, and the term “partial translational symmetry” refers to the periodicity of one of these subsets of elements.

Definition 1. Let \mathcal{T} be an infinite set of tiles in \mathcal{R}^N . A partial translational symmetry of \mathcal{T} is an operation of the form $\{\vec{x} \rightarrow \vec{x} + \mathbf{R} \cdot \vec{x} + \vec{e}\}$ that acts on some infinite subset of \mathcal{T} and leaves it invariant, where \mathbf{R} is a rotation matrix and $\vec{e} \in \mathcal{R}^N$ is a constant, nonzero, displacement vector. (Allowing \mathbf{R} different from the identity matrix accounts for screw operations in three or more dimensions.) The magnitude of \vec{e} is the spacing of the partial translational symmetry.

We say that a tile *participates* in a partial translational symmetry if it is a member of the subset of tiles that is left invariant by the symmetry operation. The tiles participating in a given partial translational symmetry need not form a connected region.

Definition 2. The elements of a set of partial translational symmetries are independent if and only if it is not possible to express the displacement \vec{e} for any one of them as an integer linear combination of the others.

Note that if there is a partial translational symmetry with displacement \vec{e} , then there are partial translational symmetries with displacements $n\vec{e}$ for all integer n , but there is only one independent operation in this set. In an ordinary N -dimensional periodic tiling, every tile participates in N independent partial translational symmetries, the displacements \vec{e}_i , with $i = 1, \dots, N$, being the basis vectors of the lattice of translations that leave the tiling invariant.

Definition 3. Let the number of independent partial translational symmetries with spacing less than r that a given tile t participates in be denoted $S_t(r)$. A tiling in \mathcal{R}^N is nonperiodic if for any finite r , the fraction of tiles with $S_t(r)$ strictly less than N is finite.

This definition includes two types of tilings that are generally accepted as good examples of nonperiodic structures. First, the decagonal quasicrystal structures [13], which are periodic stackings of quasicrystalline layers, are nonperiodic because the only independent partial translational symmetry containing any given tile is the one corresponding to the periodic stacking direction. (There could conceivably be additional screw operations if the tiling has an axis of complete 5-fold rotational symmetry, but they all have the same \vec{e} or integer multiples of it.) Second, the limit-periodic Robinson and the Trilobite-Cross tilings are also nonperiodic by this definition because, although almost every tile does participate in two partial translational symmetries, for any given r a finite fraction of them require a spacing greater than r . (The situation is precisely analogous to the sequence displayed above.)

The SCD tiling is *not* nonperiodic by this definition. Each tile is invariant under two distinct translation operations in the plane and a screw operation along the stacking direction. To emphasize the high degree of partial translational symmetry in the SCD structure, we might classify it as *heterogeneously periodic*; “heterogeneously” because, unlike familiar periodic structures, the \vec{e} ’s associated with the symmetries of tiles in different layers are not all the same. Heterogeneously periodic is not synonymous with Goodman–Strauss’s term “weakly

nonperiodic.” Some weakly nonperiodic tilings, such as the stacked layers that form decagonal quasicrystals, are nonperiodic by our definition.

Many tilings satisfy a more stringent criterion:

Definition 4. *A tiling is maximally nonperiodic if and only if it contains no partial translational symmetries.*

The Penrose tilings are maximally nonperiodic, as are many tilings generated by substitution rules or projections from higher dimensional periodic lattices onto incommensurate subspaces. Note that the limit-periodic tilings are *not* maximally nonperiodic because they do exhibit partial translational symmetries. We will see an example below.

Following Grünbaum and Shephard, we adopt the following terminology.

Definition 5. *A prototile is (maximally) aperiodic if the only space-filling tilings that can be composed from it are (maximally) nonperiodic.*

That is, we call a single prototile “aperiodic” if it can be used to tile an entire space with no overlaps but only in a pattern that is nonperiodic by the above definition. Note that it may be possible to create a nonperiodic tiling from a prototile that permits periodic tilings as well and hence is not itself aperiodic. We are interested here only in the patterns produced by aperiodic prototiles.

The question of allowable matching rules

In posing the einstein problem, we must specify what types of rules are permitted for constraining local configurations of tiles. Whether or not an aperiodic prototile exists could hinge on whether one requires that the tile be a simply connected domain, whether tiles are allowed to overlap so that some parts of space are doubly covered, whether the rules must be encoded by tile shape alone as opposed to color-matching rules, and whether mirror-image sets are considered to count as a single prototile or not. A highly restrictive definition of an einstein would demand the following properties:

Rotations only: Reflections of a chiral tile are *not* allowed;

Simply connected tiles: The prototile is a simply connected domain (a topological disk in 2D);

Shape alone: All configurations of tiles that do not contain overlaps are permitted without regard to any colored markings;

The first condition makes what some may view as an arbitrary distinction between the symmetry operations of rotation and reflection. Nevertheless, we see a meaningful distinction between cases where the tiles could all be manufactured from a single physical mold and cases where a second, mirror image mold must be built.

The restriction to simply connected prototiles is consistent with the typical conception of a tile as a thin, rigid piece of material, as is used in mosaics or floor

tiling. On the other hand, there is no obvious reason to insist that a tile cannot be composed of set of disconnected domains with fixed relative positions [3], and in fact certain types of color matching rules that cannot be enforced by the shape alone using a simply connected 2D prototile can be enforced using a tile consisting of disconnected pieces [14]. Grünbaum and Shephard make a further distinction between tiles with cutpoints (where regions are connected only through a vertex) and tiles with entirely disconnected regions [3].

The “shape alone” condition requires further comment, as there are several kinds of rules that cannot be encoded in the geometry of the prototile.

Colors required: Instead of bumps and nicks, the rules that force relative orientations of nearby tiles can be encoded as a colored decoration of the prototiles together with rules about how colors must match. This method of specifying matching rules is more general; every rule that can be enforced by shape alone can be translated into a coloring rule, but not every rule enforced by color matching can be implemented through shape alone without increasing the number of prototiles. A classic example is Ammann’s aperiodic set $A5$ (a square and a 45° rhombus), where rules for how tiles must join at vertices may be implemented either through constraints on colored decorations around the vertex or by introduction of a new tile that must fit at each vertex [3]. Another example is the hexagonal parquet tile of [14], for which the color rules for tile edges (either red or black can match black, but red cannot match red) could be implemented by introducing two new tiles that fit into notched edges.

Non-adjacent, but pairwise: A rule may specify the relative orientations of two tiles separated by some bounded distance but not sharing an edge. In such a case, it is still possible to check whether the tiling satisfies the rules by examining only two tiles at a time, or, as physicists would say, by considering only pairwise interactions between tiles.

Configuration atlases: The set of allowable configurations may be expressed as an atlas of allowed configurations within some ball of finite radius, but not be expressible as a set of pairwise constraints. Examples include the trivial cases presented by Goodman-Strauss in which rectangular tiles are required to form pixellated versions of Robinson square tiles, [12] as well as the recent construction of Fletcher in which face-matching rules for an aperiodic set of 21 cubic prototiles are expressed as an atlas of allowable configurations for a single cubic prototile in which the 21 different tile types are encoded as 21 different orientations of a single tile [15].

The hexagonal prototile: details and variations

The fundamental structure of the hexagonal prototile is shown in Figure 1. The prototile and its mirror image are shown as regular hexagons decorated with colors that encode rules constraining the relative orientation of nearby

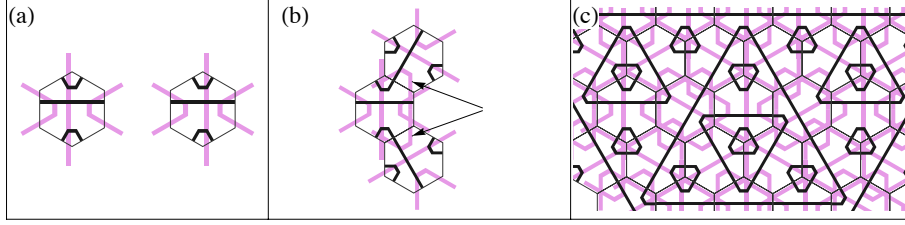


Figure 2: Alternative coloring of the 2D tiles. The arrows indicate stripes on next nearest neighbor tiles that must join to form a continuous line.

tiles. There are two such constraints, or *matching rules*: (**R1**) the black stripes must be continuous across all edges in the tiling; and (**R2**) the flags at the vertices of two tiles separated by a single tile edge must always point in the same direction. The rules are illustrated in Figure 1(b) and a portion of a tiling satisfying the rules is shown in Figure 1(c). We note that this tiling is similar in many respects to a tiling exhibited previously by Penrose [16], but the two are not equivalent [5].

An alternative way to represent the matching rules is to allow decorations that extend beyond the tile edges as shown in Figure 2. **R1** remains the same and **R2** is now enforced by requiring that the purple stripes be continuous. This makes it clear that **R2** and **R1** have identical geometric forms related by a scale factor of $\sqrt{3}$ and a rotation by $\pi/2$. It is the relative positions of the long black and long purple stripe that distinguishes the different reflections of the prototile. The purple stripes in Figure 2 form hierarchical triangular structures just like the black stripes, but there are three interpenetrating purple structures. (See Figure 3 below.)

The only space-filling tilings allowed by the 2D prototile of Figure 1 are nonperiodic. The proof given in [5] shows that the tiling forms an infinite hierarchy of interpenetrating honeycomb lattices of black rings and the tiles in lattices with translational symmetry scales larger than r cannot participate in partial translational symmetries with spacing smaller than r . For any r , the density of tiles in larger scale lattices is clearly finite (nonzero), so the tiling is indeed nonperiodic by our definition. Thus, assuming that we allow color matching rules and count mirror images as a single prototile, we have an einstein that requires only pairwise matching rules!

The partial translational symmetries of the black ring structure are immediately clear, but because of the interplay between that and the purple stripes, the partial translational symmetries of the full pattern are more difficult to locate. Figure 3 displays a subset of them. The shaded tiles are a motif that is repeated periodically to form a triangular lattice. For visual clarity, the black stripe decoration is displayed for every tile and the purple stripe decoration of Figure 2 is shown only for a subset of the tiles that form a triangular lattice consisting of one third of all of the tiles. There is no partial translational symmetry in this

tiling with a smaller spacing than the ones shown except for the special cases where partial translational symmetries occur along one infinite line in the tiling. The proof involves analysis of the separate symmetries of the black stripe and purple stripe patterns. We omit it here because it is not terribly illuminating and we have not yet solved the general problem of which tiles participate in partial translational symmetries with given spacings.




Figure 3: The partial translational symmetry with the smallest spacing. Clusters of six shaded tiles are repeated throughout the tiling, forming a triangular lattice. Purple stripes are shown only for a subset of one third of the tiles.

The matching rules **R1** and **R2** may appear to be unenforceable by shape alone. **R2** necessarily refers to tiles that are not in contact in the tiling and **R1** cannot be implemented using only the shape of a single prototile and its mirror image. Both of these obstacles can be overcome, however, if one relaxes the restriction that the prototile must be a simply connected shape. Figure 4(a) shows how the color-matching rules can be encoded in the shape of a single prototile that consists of several disconnected regions. In the figure, all regions of the same color are considered to compose a single tile. **R1** is enforced by the small rectangles along the tile edges. **R2** is enforced by the pairs of larger rectangles located radially outward from each vertex. The flag orientations are encoded in the chirality of these pairs. Thus we have an einstein that does not require color matching rules! Figure 4(b) shows a deformation of the disconnected tile to a tile with cutpoints. For a beautiful rendering of this construction, see Araki's beetles [17].

Whether you prefer to enforce the matching rules using colors or a disconnected prototile is a matter of taste. Of course you may find both less than

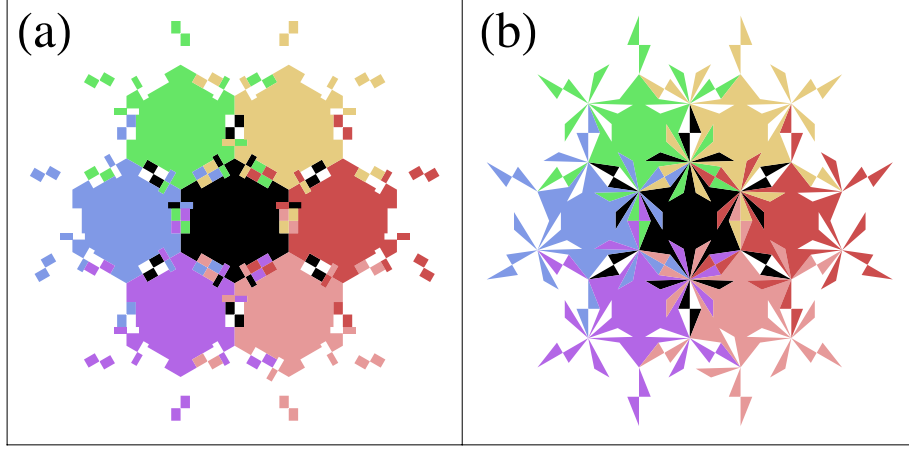


Figure 4: (a) Enforcing the by shape alone with a disconnected 2D tile. All the patches of a single color, taken together, form a single tile. (b) A deformation of the disconnected prototile in (a) to a prototile with cutpoints.

fully satisfying, in which case we can offer a third way out — via escape to the third dimension. The tiles of Figure 1 are related by reflection through a line in the 2D plane, but they can also be thought of as related by a rotation in 3D space of 180° about that same line, suggesting that the two mirror image tiles be thought of as the front and back faces of a single 3D tile. Such a tile is shown in Figure 5.

The colored bars running through the tile are guides to the eye that display the black and purple stripe structure, but they are not required. The continuity of the bars is enforced by the shape of the tile alone. To see how, consider first the flag matching rule **R2**. To enforce this rule, we must have arms extending outward from the basic hexagonal prism to meet with the arms of next-nearest neighbor hexagons. At each vertex of the hexagonal tiles, three arms must somehow pass through each other. The tile shown in Figure 5 solves this problem by allowing tiles to be staggered at three different heights. The full tiling is divided into three triangular lattices of tiles, each of which contains tiles at one height. The top faces of the tiles in the three different lattices are at heights 0 , $h/3$, and $2h/3$, where h is the height (or thickness) of a tile. The hexagonal blocks on each arm have thickness $h/3$, allowing the blocks from three crossing arms to make a full column. The six arms on the prototile have outer faces that are tilted from the vertical in a pattern that encodes the chirality of the flags of the 2D tile. Forming one triangular lattice requires that bevels of opposite type be joined, and hence that flags of opposite chirality match in accordance with **R2**.

The small bumps on the tiles and the holes in the arms are arranged such

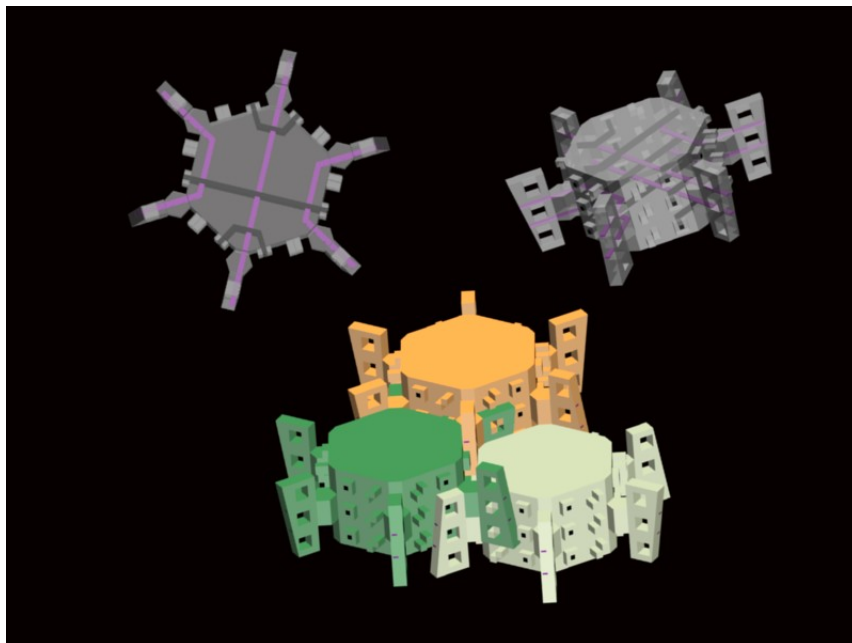


Figure 5: A 3D einstein. Colored bars are included only to clarify the relation of the 3D shape to the matching rules for the 2D tile. A translucent tile is shown in two orientations to emphasize the relation of the colored bars to the shape. Three solid tiles that fit together properly are shown (with the ends of the colored bars visible).

that adjacent tiles can fit together if and only if the black stripes match up properly, as required by **R1**. The three square holes in each arm are positioned so that projections from the faces on neighboring tiles can meet with each other. The holes are all the same; they do not themselves encode the positions of the black stripes. Next, we create two types of plug that can be inserted into a hole. One type consists of two square projections that fill opposite quadrants of the hole; the other type fills the entire hole but only to half its depth. The two types are both invariant under rotation by 180° . Two plugs of the same type can fit together to fill a hole, but plugs of different types cannot. Finally, we place two columns of three plugs each on each of the large vertical faces of the main hexagonal portion of the tile. Each column aligned with a black stripe has plugs of one type, and the other columns have plugs of the other type. (The latter are needed to fill the holes in the arms at those positions.) Three plugs are needed because of the staggered heights of neighboring tiles. If a prototile that is topological sphere is desired, the plugs can be moved toward the middle of their respective faces so that the left and right side plugs meet and the holes in the arms are converted to U-shaped slots. Alternatively, the black stripe




Figure 6: Two renderings of portions of the 3D tiling. For visual clarity, the purple stripes on translucent tiles at different heights are rendered in different colors.

rule can be enforced by a single column of plugs with beveled edges in a manner exactly analogous to the beveled arms enforcing continuity of the purple stripes.

To fill 3D space, the staggered layer can be stacked. Note that in its current form the tiles in a single stacked column do not have to have identical orientations; the 2D tilings constituting successive staggered layers need not coincide, though each must be a version of the nonperiodic tiling. If desired, a bump could be placed on the segments on the top face of the tile directly over the point where purple and black stripes cross, with a matching indentation on the bottom face, so the tiling would be unique (periodic in the stacking direction).

Thus we see that matching rules equivalent to those of the 2D tile can be enforced by the shape of a simply connected *three-dimensional* prototile. Moreover, the 3D prototile is isomorphic to its reflection, so that the tiling it forms consists only of rotated and translated copies — no reflections necessary.

The space-filling tiling forced purely by the shape of this tile consists of a corrugated slab isomorphic to the structure forced by the 2D tiles, as shown in Figure 6, which may be stacked periodically to fill the 3D space. This forced structure means that the tile satisfies a rather strict definition of an einstein — the strictest definition currently known to be satisfiable. Though the periodicity in the third dimension technically makes this a weakly nonperiodic tiling by Goodman-Strauss’s definition, it has a very different character from the SCD type of weak nonperiodicity. In particular, the 3D tiling does satisfy our definition of nonperiodic, which indicates that the structure has complex correlations over large scales.

Hierarchical structure and substitution rules

The fundamental structure of the tiling is visually evident in the patterns of black rings and purple rings in Figure 3. The black rings form truncated trian-

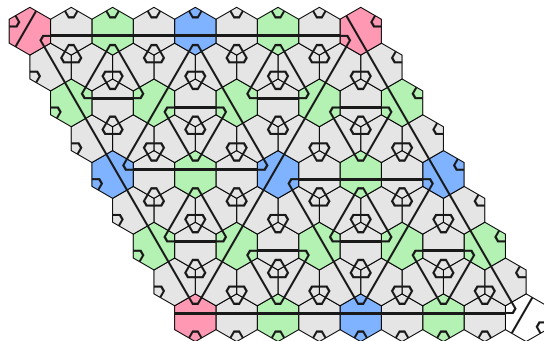


Figure 7: Hierarchical honeycombs. Tiles of the same color occur in the same pattern as the gray tiles, but with lattice spacings that are factors of powers of two larger.

gles with side lengths related by powers of two. Any set of triangles of the same size forms a periodic honeycomb pattern equivalent to that of the smallest ones. As expected from the similarity of the black and purple decorations of Figure 2, the purple rings form exactly the same pattern, rotated by $\pi/2$ and scaled up by a factor of $\sqrt{3}$.

The proof of aperiodicity [5] begins with an inspection of the possible ways of surrounding a given tile, which quickly reveals that a subset consisting of $3/4$ of all the tiles in the plane must be arranged to form the honeycomb of smallest black rings. One then shows that the markings of those tiles induce precisely the same set of rules applied to the remaining tiles, so that $3/4$ of those will have to form the truncated vertices of the next largest honeycomb of black triangles. Iterating the reasoning implies that there is no largest honeycomb, so that for any finite r , there will be a finite density of tiles that do not participate in partial translational symmetries with spacings smaller than r .

Figure 7 illustrates the hierarchical structure by showing the vertices at each level of the hierarchy in different colors. For visual clarity, the purple stripes are not pictured. Their effect is to force the honeycomb structure of black rings at each scale. At each stage, there are four distinct choices; any given open hexagon can be filled with black stripes in any of three ways or be empty, and the choice of one determines all the others.

Another approach to construction or analysis of the tiling is through its inflation symmetry. By identifying seven distinct local environments of each chiral tile type (fourteen environments altogether) and assigning central tiles in them labels A through G and \bar{A} through \bar{G} , it is possible to obtain the tiling from an iterated substitution rule. Figure 8 shows how the fourteen tiles can be distinguished by the labeling of their edges such that the matching rules correspond simply to requiring that both tiles sharing an edge must have the same label on that edge. A proof of aperiodicity proceeds by establishing that

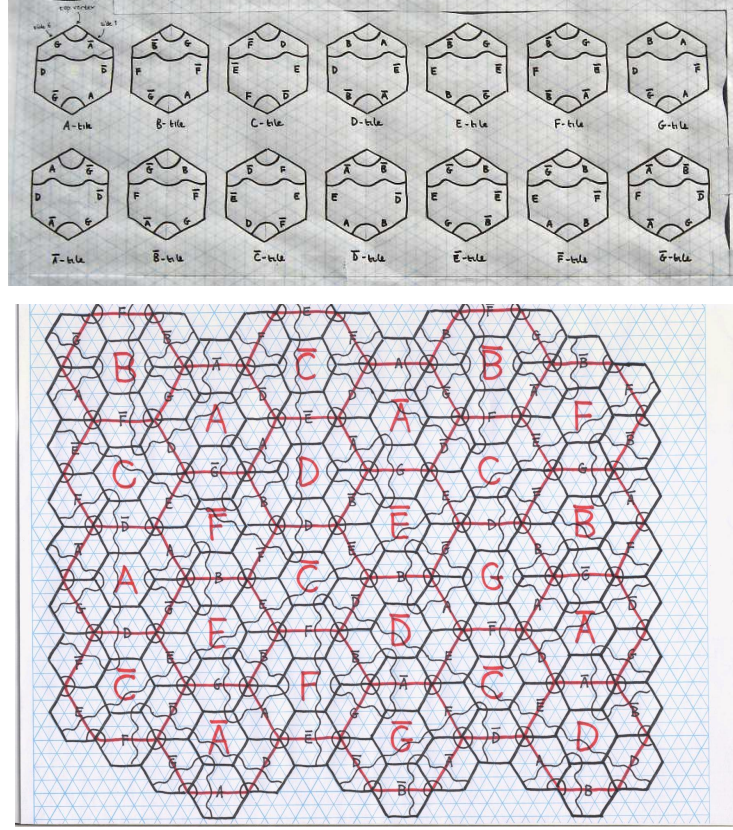


Figure 8: Top: The fourteen tile set. Bottom: Illustration of the substitution rule. The label of the central black hexagon within each red hexagon is C if the red label is unbarred and \bar{C} if the red label is barred.

for any sufficiently large local configuration of tiles that fit together properly, it is possible to group the interior tiles together in a unique way so as to form larger tiles that satisfy the same matching rules as the originals [5]. The bottom panel of Figure 8 shows the substitution rule. Note that each of the configurations of small black tiles covered by a red tile with a given label are the same for all instances of that label, up to rotation. The scale factor associated with the substitution rule is 2, which implies that the tiling is limit-periodic (rather than quasiperiodic). [7, 18]

The parity pattern

Figure 9 shows a portion of the tiling with the different mirror images shaded differently. The pattern of mirror image tiles is nontrivial. Figure 10 shows a

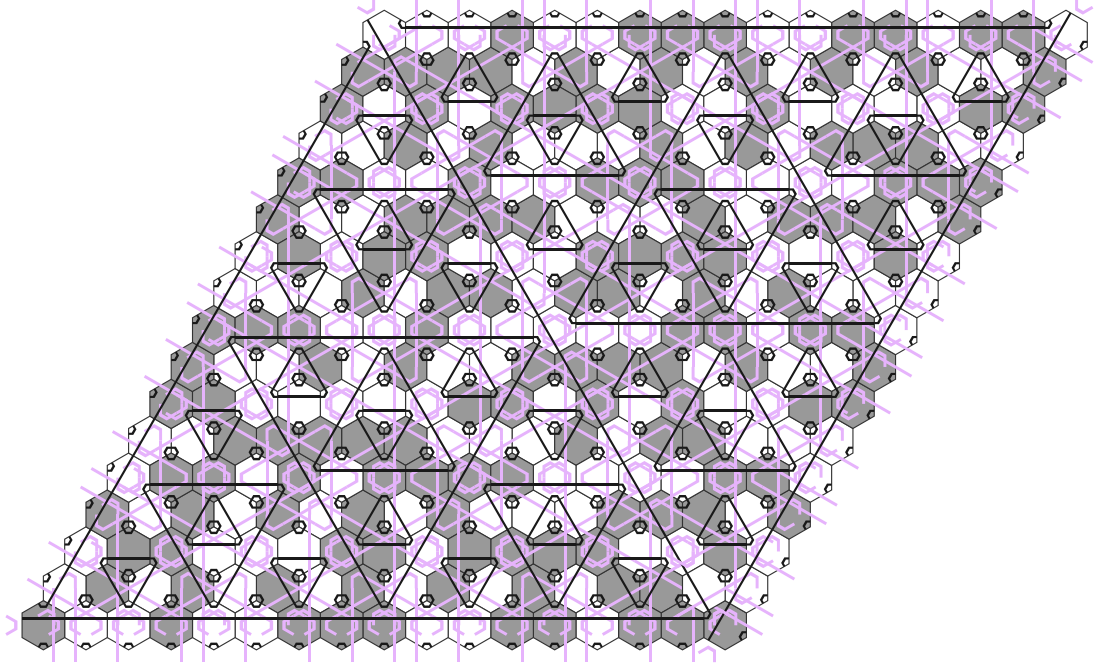


Figure 9: Another coloring of the forced 2D tiling. The purple stripes have been moved outward from the center of each tile to make it easier to see the purple triangles and the handedness of each tile is encoded in the gray and white tile colors.

larger portion of the tiling with one tile type shaded light grey and the mirror image tile shaded dark grey. We have noticed a curious feature of this pattern. There exist islands of 13 dark (or light) tiles that are surrounded completely by light (or dark) tiles. We refer to these as “llamas.” (See Figure 10.) Islands of 63 tiles can also be seen in the figure. These are obtained from llamas and a few nearby tiles by application of the substitution rule. We have also found islands of 242 tiles formed by a second iteration of the substitution rule. Those islands each surround one llama, so the total size of the patch is 255 tiles. We have not determined, however, whether islands of arbitrarily large size exist or whether the fraction of tiles that are *not* in an island of some finite size is nonzero.

The parity pattern can be specified in algebraic terms as follows [5]. Let $\text{GCD}(m, n)$ be the greatest common divisor of the integers m and n and let $Q(n) \equiv \text{GCD}(2^n, n)$; let $\lfloor x \rfloor$ be the greatest integer smaller than x ; and let 0 indicate a gray tile and 1 indicate a black tile.

Define $\vec{e}_n \equiv (\cos(2\pi n/3), \sin(2\pi n/3))$ for $n \in 1, 2, 3$. Let \mathcal{P} denote the set of integer pairs (i, j) for which $Q(|i|) = Q(|j|)$ and let \mathcal{T}_n be the set of tiles whose




Figure 10: The pattern of mirror image tiles. The tile at the lower right corner of the rhombus corresponds to $(i, j) = (0, 0)$. Red tiles show the islands mentioned in the text.

centers lie at the points $i\vec{e}_n + j\vec{e}_{1+\text{mod}_3(n+1)}$ for all $(i, j) \in \mathcal{P}$. The following expression gives the parity of each tile in each subset \mathcal{T}_n : [5]

$$\text{parity} = \text{mod}_2 \left(\left\lfloor \frac{i}{Q(|i-j|)} \right\rfloor + \left\lfloor \frac{i}{Q(|i+j|)} \right\rfloor \right) \quad \text{for } i \pm j \neq 0. \quad (1)$$

This expression corresponds to a particular tiling that is symmetric about the origin except for the tiles along the twelve spokes emanating from the origin at integer multiples of 30° . The parities of tiles along the $i \pm j = 0$ lines must be chosen to correspond to the choice of orientation and parity of the central tile. In Figure 10, the central tile is at the lower right corner of the rhombus. A general expression for the parities, containing parameters that determine the location of the central tile (which may be at infinity), is not yet in hand.

An unexpected feature of the parity pattern is the emergence of regular paperfolding sequences (A014577 of the Online Encyclopedia of Integer Sequences) along the twelve spokes. The pattern along any of these spokes is given by $\text{mod}_2 \lfloor |i|/Q(|2i|) \rfloor$ (or its Boolean complement). Inspection of the substitution rules for hexagons along these rays shows that they recapitulate precisely the iterative rule that produces the regular paperfolding sequence: move the existing parities at positions $n = 1, 2, \dots$ to positions $2, 4, \dots$ and fill in the gaps at odd values of n with an alternating sequence [19]. The connection to the

regular paperfolding sequence suggests that the full 2D pattern exhibits a rich algebraic structure that holds additional surprises and possibly affords a new window onto the properties of paperfolding and related sequences.

Closing remarks

We have exhibited a tile that lies in a distinct new class — a single tile that forces nonperiodicity in a space-filling tiling — and we have presented a supporting classification scheme that captures certain intuitive distinctions between classes of nonperiodic tilings.

If mirror image tiles are counted as equivalent to the original tile, and if disconnected tiles or tiles with cutpoints are allowed, we have a 2D tile that forces a nonperiodic tiling (in exactly the same sense that the Robinson tilings are nonperiodic). Our 3D construction gives the long sought simply connected einstein with matching rules enforced by shape alone (and no mirror image tile required). The structure of our 3D aperiodic tile is somewhat complex and does not appear open to simplification, but two elements of the construction suggest new directions in the search for an einstein. First, we use of the possibility of rotation in 3D to create a single tile that is equivalent to two different 2D tiles, mirror images in the present case. Second, we utilize the third dimension to implement rules that require either disconnected tiles or color matching in 2D.

The crucial point, in our view, is that our 3D prototile is the first known to force a nonperiodic structure that cannot be easily anticipated by examination of a single tile. It is still interesting, however, to search for a single, simply connected 2D or 3D prototile that forces *maximal* nonperiodicity by shape alone, or one that does not permit any weakly nonperiodic tilings. As we write, we are aware of several current computer-based searches for an aperiodic topological disk in 2D. The general strategy is to enumerate all possible prototiles consisting of the union of simple triangles (polyiamonds), squares (polyominoes), hexagons (polyhexes), or certain pairs of triangles (polykleins), and, for each prototile, to examine all possible ways of forming small portions of a space-filling tiling. Typically, one quickly finds a portion that can tile the whole plane periodically, or one finds that the prototile does not admit a space-filling tiling at all. In each case, there is a measure of complexity associated with how many prototiles are needed to form the unit cell (the smallest anisohedral number permitted) or how many rings of tiles can be added around a central one before an irresolvable conflict is encountered (the Heesch number). [12, 14, 20, 21] The hope is that these computer searches will turn up a prototile that does not appear to have a finite Heesch number but does appear to have an infinite isohedral number. Such a prototile would then have to be examined analytically to establish that it really does have both properties. As of this writing, the largest anisohedral number discovered is 10, which is achieved for a particular 16-hex [20]. It is not yet clear whether computer search will beat human creativity to finding the elusive unmarked, simply connected, two-dimensional einstein — if such a thing exists at all.

Acknowledgments

We thank Chaim Goodman–Strauss and Marjorie Senechal for helpful comments on earlier drafts.

References

- [1] R. Berger. The undecidability of the domino problem. *Mem. Amer. Math. Soc.*, 66:1–72, 1966.
- [2] R. Penrose. The role of aesthetics in pure and applied mathematical research. *Bull. Inst. Math. Appl.*, 10:266–271, 1974.
- [3] Branko Grünbaum and G C Shephard. *Tilings and patterns*. W. H. Freeman & Co., New York, NY, USA, 1986.
- [4] C. Goodman-Strauss. A small aperiodic set of planar tiles. *European Journal of Combinatorics*, 20:375–384, 1999.
- [5] J. E. S. Socolar and J. M. Taylor. An aperiodic hexagonal tile. *Journal of Combinatorial Theory: Series A*, submitted, 2010. Preprint available at <http://arxiv.org/abs/1003.4279>.
- [6] R. Robinson. Undecidability and nonperiodicity for tilings of the plane. *Inventiones Mathematicae*, 12:177–209, 1971.
- [7] F. Gähler and R. Klitzing. *The diffraction pattern of self-similar tilings*, pages 141–174. In *The mathematics of long-range aperiodic order* (R. V. Moody, Ed., NATO ASI Series C, **489**, Kluwer Academic Publishers, Dordrecht), 1997.
- [8] D. P. DiVincenzo and P. J. Steinhardt. *Quasicrystals: the state of the art*, volume 16 of *Direction in condensed matter physics*. World Scientific, second edition edition, 1999.
- [9] P. Gummelt. Penrose tilings as coverings of congruent decagons. *Geometriae Dedicata*, 62:1–17, 1996.
- [10] P. J. Steinhardt and H. C. Jeong. A simpler approach to Penrose tiling with implications for quasicrystal formation. *Nature*, 382:431–433, 1996.
- [11] L. Danzer. *A family of 3D-spacefillers not permitting any periodic or quasiperiodic tiling*, pages 11–17. In *Aperiodic '94* (G. Chapuis, Ed., World Scientific, Singapore), 1995.
- [12] C. Goodman-Strauss. Open questions in tilings. Available at <http://comp.uark.edu/~strauss/papers>.
- [13] A. R. Kortan, R. S. Becker, F. A. Thiel, and H. S. Chen. Real-space atomic structure of a two-dimensional decagonal quasicrystal. *Physical Review Letters*, 64:200–203, 1990.

- [14] J. E. S. Socolar. Hexagonal parquet tilings: k -isohedral monotiles with arbitrarily large k . *Mathematical Intelligencer*, 29:33–38, 2007. Proper version available at <http://arxiv.org/abs/0708.2663>.
- [15] D. Fletcher. A construction of a nonperiodic tiling with simple atlas matching rules and one prototile. private communication, December 2009.
- [16] R. Penrose. *Remarks on tiling: Details of a $(1+\epsilon+\epsilon^2)$ -aperiodic set*, pages 467–497. In *The mathematics of long-range aperiodic order* (R. V. Moody, Ed., NATO ASI Series C, **489**, Kluwer Academic Publishers, Dordrecht), 1997.
- [17] Y. Araki. Mimicry beetles. <http://www.gigapan.org/gigapans/49694/>, 2010.
- [18] C. Godreche. The sphinx: a limit-periodic tiling of the plane. *Journal of Physics A: Mathematical and General*, 22:L1163, 1989.
- [19] M. Dekking, M. Mendès France, and A. van der Poorten. Folds. *The Mathematical Intelligencer*, 4:173–181, 1982.
- [20] J. Myers. Polyomino, polyhex and polyiamond tiling. <http://www.srcf.ucam.org/jsm28/tiling/>, 2009. See table of n -hexes with anisohedral number k .
- [21] C. Mann. Heesch’s problem. <http://math.uttyler.edu/cmann/math/heesch/heesch.htm>.