

Numerical Analysis of Space Charge Effects in Electron Bunches at Laser-Driven Plasma Accelerators

Anthony Ashmore¹, Riccardo Bartolini^{1 2}, Nicolas Delerue^{1*}

¹ John Adams Institute for Accelerator Science,
University of Oxford, OX1 3RH Oxford, United Kingdom

² Diamond Light Source,
Harwell, OX11 0DE Didcot, United Kingdom

March 4, 2019

Abstract

Laser-driven Plasma Accelerators (LPA) generate over short distances high energy, high charge electron bunches which can reach many kA peak current. Space charge issues, even in transport lines as simple as a drift section, have to be carefully taken into account since they can degrade the beam quality, preventing any further application of such electron beams. We analyse the space charge effects within an electron bunch with numerical simulations in order to assess their effect on the beam. We use LPA beam parameters published in previous experimental studies. These studies can give an indication of the working point where space charge can dominate the beam dynamics and has to be taken into account in the application of such beams.

1 Introduction

Laser-driven plasma wakefield accelerators have opened the possibility of generating, over a few millimeters, GeV electron bunches with ultra short pulse lengths in the few femtoseconds regime. The low emittance and high peak current attainable is useful for many applications, however it may also amplify space charge effects within the

*nicolas.delerue@physics.ox.ac.uk

bunch causing emittance growth and debunching [1]. This study aims to quantify to what extent the Coulomb forces within a bunch will affect the quality of the beam travelling in a drift section and suggest a boundary on beam parameters for a space charge dominated beam. The analysis presented here relies on an extensive campaign of numerical simulations performed with the code CSR-Track using the LPA beam parameters drawn from a survey of the main experimental data available to date. In view of the future application of LPA beams as a driver for FELs, the analysis has also been extended to study the effect of space charge on LPA electron beams which constitute a modest improvement over the beam quality presently achieved by LPA.

Particle distributions using parameters given in previous studies and shown in Table 1 were used as input files for CSR-track [2] and their evolution followed. Where more than one set of parameters were reported for a given experiment, those which would produce the greatest space charge effects were used.

In addition to specifying the beam parameters, the number of macro-particles used to model the original bunch must be specified to ASTRA. 3000 macro-particles were used in this study as a compromise between computational time and accuracy. Simulations ran with up to 25000 macro-particles showed no significant change, thus supporting this choice. CSR-track models bunches by replacing macro-particles with Gaussian distributions of charge; the R.M.S. size of these 'sub-bunches' also needs to be specified. In this study ellipsoidal self-scaling sub-bunches were used to cope with the significant expansion of the electron bunches under consideration. Fig. 1 shows the behaviour of emittance with varying macro-particle number for two fixed R.M.S. sub-bunch sizes and the self-scaling sub-bunches. A 1 nC bunch charge was used. For smaller charges these results are more stable at lower macro-particle numbers suggesting this is a worst case scenario which is not reached in the simulations carried out in this paper. The ellipsoidal self-scaling sub-bunches show the greatest stability against macro-particle number change above ~ 2000 with a variation in emittance of $\sim 1.5\%$ between 3000 and 25000. The bunches considered in this paper were drifted over 2 m in vacuum unless otherwise specified.

2 Results

We have based our simulations on a number of examples of electron bunches produced in different experiments. In each case we have considered an electron bunch, with the beam parameters provided by the experiment, travelling in a drift section and we have computed the evolution of emittance, energy spread and bunch length. These

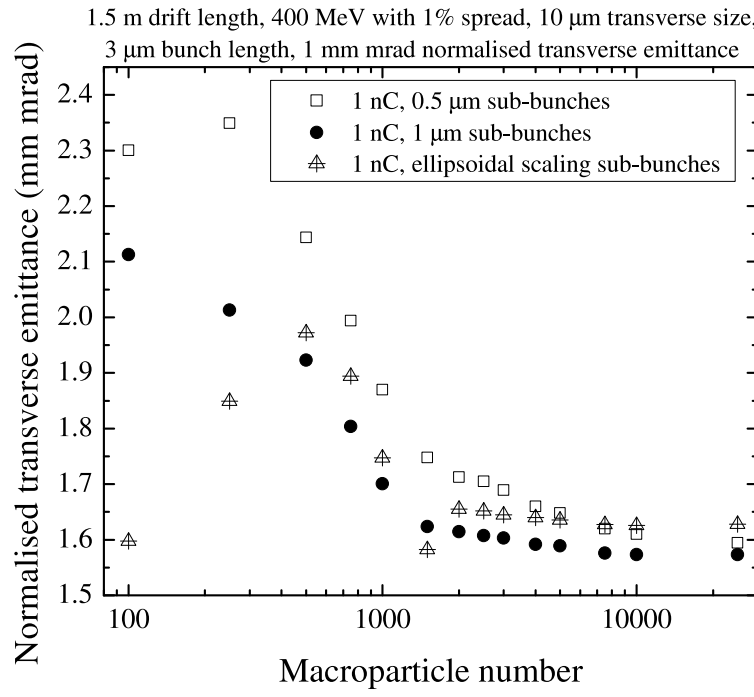


Figure 1: Calculated emittance increase as a function of the macro-particle number.

results are summarised in table 1.

2.1 Previous Experimental Studies

Near-GeV Acceleration of Electrons by a Nonlinear Plasma Wave Driven by a Self-Guided Laser Pulse - Kneip et al.

[3] Using a 200 MeV beam with 10 kA peak current the CSR-Track numerical simulations showed that the horizontal emittance of the bunch remained constant to less than 0.2% suggesting the emittance growth due to Coulomb expansion is negligible compared to the initial emittance. The transverse size of the bunch increased according to the initial divergence of the beam with no apparent space charge effects. The large divergence caused the bunch to expand quickly in the transverse direction producing a corresponding decrease in the strength of the Coulomb forces thus accounting for the lack of space charge effects. Debunching in the longitudinal direction was negligibly small due to the relatively large initial bunch length which itself is Lorentz contracted. This also ensured a stable peak current for the duration of the drift space.

Laser wakefield acceleration of electron beams in a low density plasma channel - Ibbotson et al.

[4] Using a 400 MeV beam with 0.875 kA peak current the CSR-Track numerical simulations showed that the horizontal emittance of the bunch remained constant to less than 0.1% which is within computational error. This suggests the bunch is completely divergence-dominated with the Coulomb forces being negligible. The transverse size increased exactly in line with that predicted by a divergent, space charge free bunch model. This suggests that space charge effects are negligible under these conditions. Debunching was again negligible, with a constant peak current.

GeV electrons beams from a centimeter-scale accelerator - Leemans et al.

[5] Using a 500 MeV beam with 12.5 kA peak current the CSR-Track numerical simulations showed that the horizontal emittance of the bunch remained constant to less than 0.5% which suggests the bunch is again divergence-dominated with the Coulomb forces being negligible. The transverse size increased in line with the divergence once more. The large initial emittance and high bunch energy reduced the impact of any space charge effects. This result is expected when the beam parameters, including an increased beam energy, are compared with those of Kneip et al.

	Kneip et al. [3]	Ibbotson et al. [4]	Leemans et al. [5]	Rowlands-Rees et al. [6]	Bajlekov et al. [7]
σ_z (fs)	55	80	40	45	10
σ_x (μm)	22	20	25	~ 20	10
$\sigma_{x'}$ (mrad)	4	2	1	~ 2	~ 0.13
Q (pC)	550	70	500	100	250
E (MeV)	200	400	500	200	400
E spread	5%	5%	5%	$\sim 5\%$	1%
$\epsilon_{n,rms}$ (mm mrad)	34.4	31.3	24.5	~ 15.7	1
σ_z (fs)	120	85	41	53	10
σ_x (μm)	8000	4000	2000	4000	284
$\epsilon_{n,rms}$ (mm mrad)	34.4	31.3	24.5	15.7	1.17

Table 1: Simulation Parameters and their values after a 2 m drift

Laser-Driven Acceleration of Electrons in a Partially Ionized Plasma Channel - Rowlands-Rees et al. [6] The parameters found in the paper would suggest a smaller emittance growth than those of Kneip et al. due to a smaller bunch charge. Due to this there was no need to run a simulation with these parameters; we can assume there will be little to no emittance growth with the transverse size being completely divergence dependent.

2.2 OPALS: The Oxford Plasma Accelerator Light Source Project - Bajlekov et al. [7]

The predicted achievable emittance at OPALS is much smaller than that examined in the other papers causing the divergence driven expansion of the bunch to decrease. Due to this and the relatively large bunch charge we would expect significant space charge effects. Results for bunches of various energies with 25 kA peak current drifted over 1.5 m are found in table 2.

	Initial value	200 MeV	400 MeV	1 GeV
σ_z (fs)	10	10	10	10
σ_x (μm)	10	382	192	77
E spread	1%	1.38%	1.02%	1.00%
$\epsilon_{n,rms}$ (mm mrad)	1	1.75	1.10	1.00

Table 2: Change of beam parameters after 1.5 m drift space

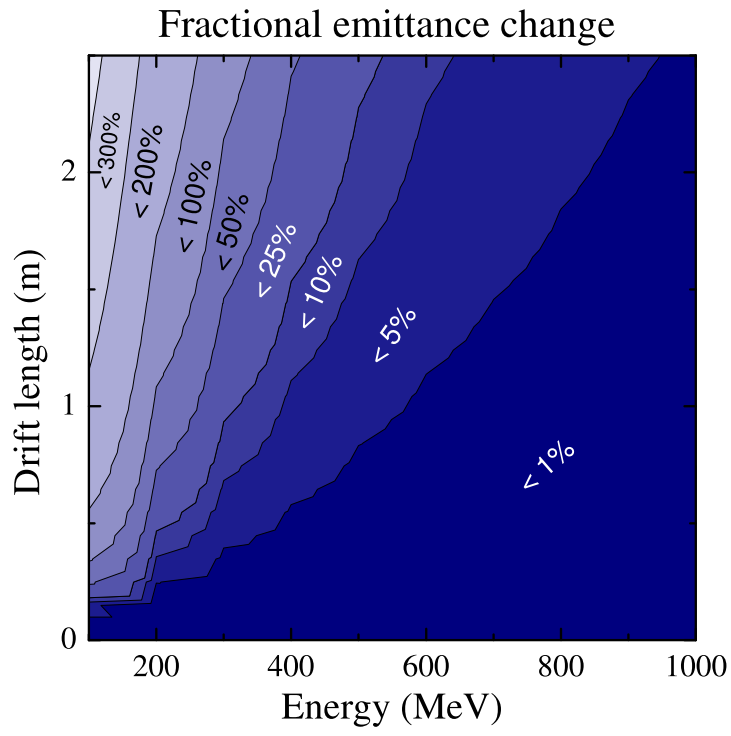
As the parameters of operation for OPALS are not yet fixed, contours of parameter space with varying bunch charge, energy and drift length were produced to investigate when space charge effects become important. The results can be seen in Fig. 2.

At 400 MeV a 10% increase in horizontal emittance is reached after a 1.5 m drift length. The same space charge effects have a much larger relative effect on the emittance compared with the other papers examined due to both a smaller initial emittance and the smaller divergence allowing the bunch to stay compact for longer. At energies lower than 200 MeV it is apparent that the emittance growth is very large even when drifted over relatively small distances. To remain within a 1% growth at 400 MeV the bunch can be drifted over approximately 0.6 m. It is also proposed to run OPALS in a more aggressive 1 GeV configuration; this would allow much more freedom in how far the electron bunch can be drifted without space charge adversely affecting its emittance.

To observe how the initial emittance of the electron bunch affected the relative emittance growth, bunches with various emittances were tracked over a 4 m drift length and the fractional change calculated. As the bunch had a fixed initial size, varying the emittance is equivalent to changing the initial divergence of the beam. The results are plotted in Fig. 3.

The experimental studies examined all have emittances above 10 mm mrad and exhibit the same small emittance growth as plotted. OPALS, with its predicted 1 mm mrad, can be expected to have an emittance growth of more than 50% if drifted for 4 m at 400 MeV. Looking to the future, with emittances ~ 0.1 mm mrad we can expect a doubling over 1.5 m unless the bunch energy is increased.

The variation of space charge forces with the bunch charge was also examined and effect on the emittance coupled with varying energy



10 μm transverse size, 10 fs bunch length, 1% spread,
250pC bunch charge, 1 mm mrad normalised transverse emittance

Figure 2: Contours of fractional emittance change as a function of beam energy and drift length.

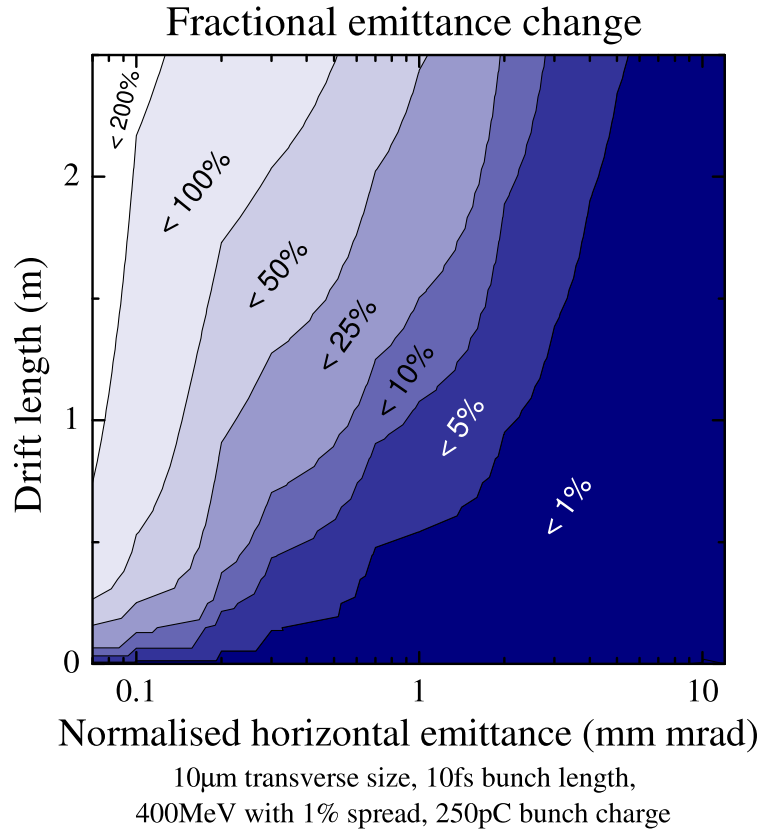


Figure 3: Contours of fractional emittance change as a function of initial emittance and drift length.

plotted for an electron bunch drifted over 1.5 m.

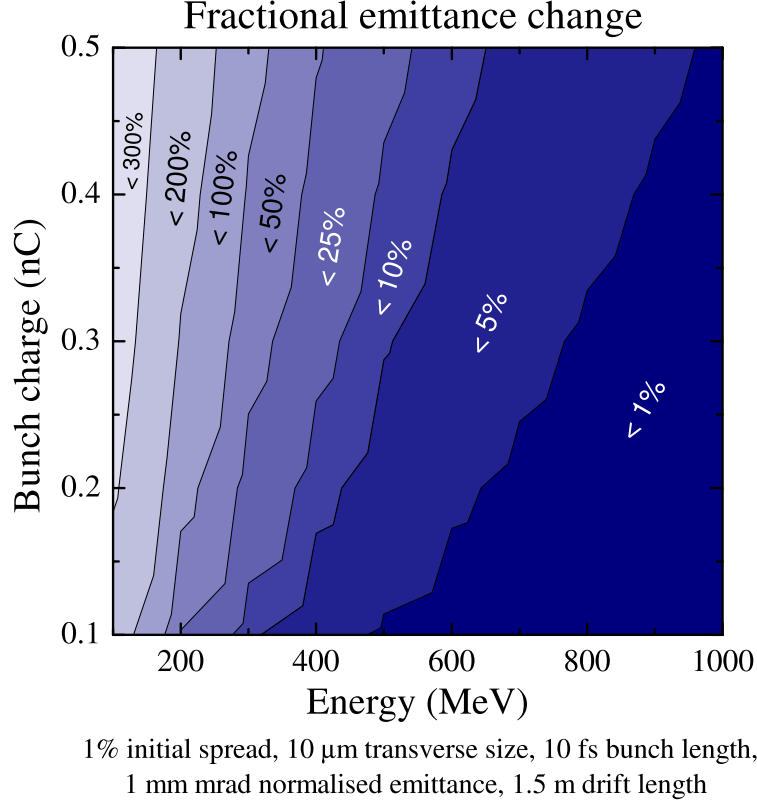


Figure 4: Contours of fractional emittance change as a function of beam energy and bunch charge.

Fig. 4 shows the steep emittance growth with increasing charge for low energy bunches confirming the unsuitable nature of low energy, high charge bunches for applications requiring a small emittance. The effect of the space charge forces drops off rapidly with energy due to their γ^{-2} dependence which originates from the Lorentz contraction of the bunch observed in the lab frame. At energies of 1 GeV, as proposed in OPALS, bunch charges of up to 0.5 nC could be drifted over 1.5 m with only a 1% increase in transverse emittance.

A shorter bunch length will cause increased space charge forces. To understand the magnitude of this effect, simulations were ran for various bunch charges and lengths and the bunch length and emittance increase calculated. The results are shown in Fig.'s 5 and 6. At 10 fs and 250 pC the simulations showed less than a 1% increase in the bunch length suggesting debunching due to space charge is not of concern at OPALS. At smaller bunch lengths and higher bunch

charges more significant effects are seen which may be of concern for future accelerators with larger peak currents.

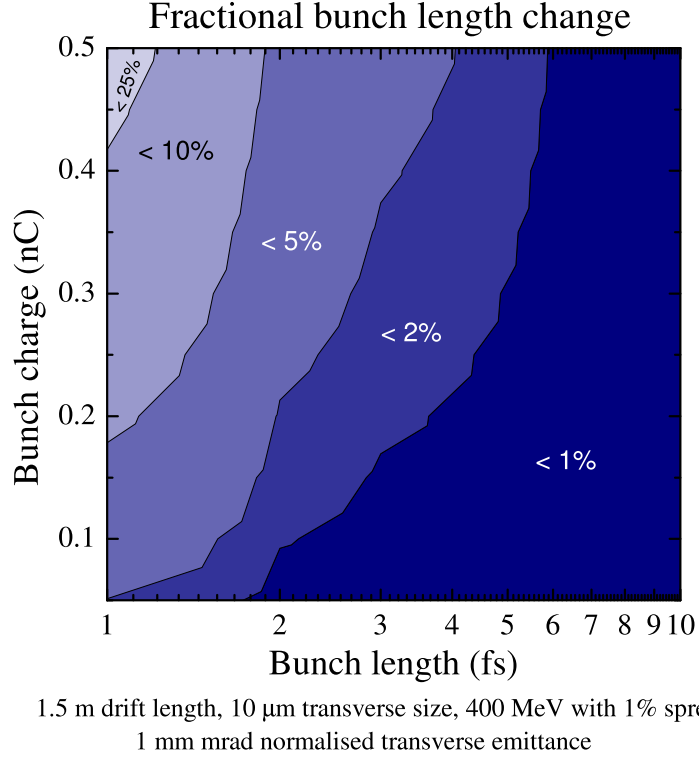
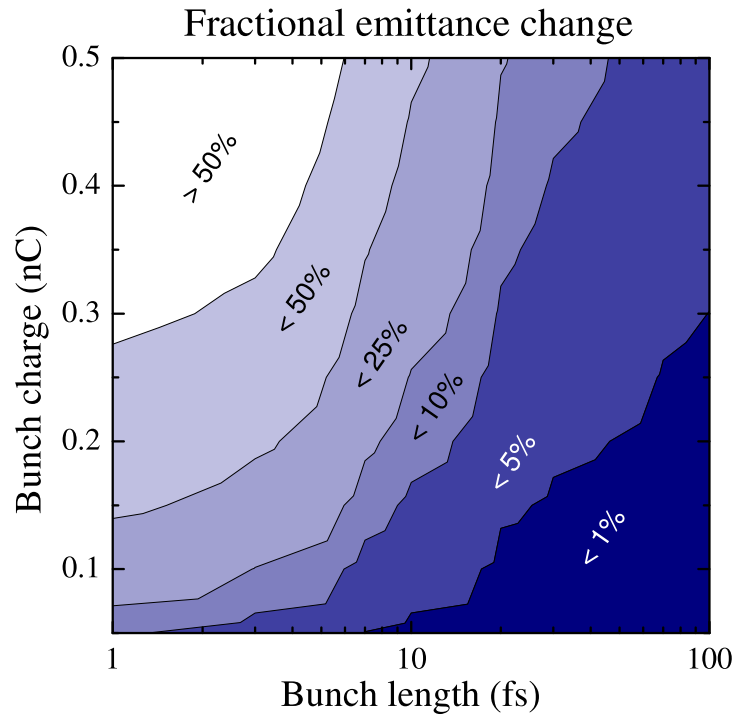


Figure 5: Contours of fractional bunch length increase as a function of initial bunch length and bunch charge.

Decreased bunch length at constant charge gives a larger peak current leading to more Coulomb repulsion. For long bunches (~ 100 fs) less than a 1% increase in emittance would be seen at 250 pC; by 10 fs this is 10% and by 1 fs is 45%. The simulations outlined indicated how emittance growth will become a significant problem if bunches become shorter without a corresponding increase in energy.

3 Conclusion

The effect of space charge on the emittance of an electron bunch was found to range from negligible to dominant. Of the previously published papers that were considered in this investigation, those with relatively large normalised emittance were found to be least affected. This was due to the fact that the initial divergence and emittance of the beams was too large for the Coulomb repulsion to have a serious



1.5 m drift length, 400 MeV with 1% energy spread,
10 μm transverse size, 1 mm mrad normalised transverse emittance

Figure 6: Contours of fractional emittance change as a function of bunch length and bunch charge.

impact. However moving towards future generations of LPAs with smaller emittances and larger bunch charges as seen in OPALS, it is clear that space charge will have a significant effect unless operational energies are increased.

4 Acknowledgments

The authors are grateful to the John Fell fund from the University of Oxford for the funding provided to support their work.

References

- [1] F. J. Gruner, C. B. Schroeder, A. R. Maier, S. Becker and J. M. Mikhailova, Phys. Rev. ST Accel. Beams **12** (2009) 020701.
- [2] M. Dohlus and T. Limberg, <http://www.desy.de/xfel-beam/csrtrack>
- [3] S. Kneip et al., Phys. Rev. Lett., **103**, 035002, (2009)
- [4] T. P. A. Ibbotson *et al.*, Phys. Rev. ST Accel. Beams **13** (2010) 031301.
- [5] W. Leemans et al., Nature Phys., **2**, 696, (2006)
- [6] Rowlands-Rees et al., Phys. Rev. Lett., **100**, 105005, (2008)
- [7] S. Bajlekov et al., Proceedings of FEL08, MOPPH081, 163, (2008)