

**Superconductivity at 28.3 K and 17.1 K in  
(Ca<sub>4</sub>Al<sub>2</sub>O<sub>6-y</sub>)(Fe<sub>2</sub>Pn<sub>2</sub>) (Pn = As and P)**

Parasharam M. Shirage<sup>1,†</sup>, Kunihiro Kihou<sup>1,2</sup>, Chul-Ho Lee<sup>1,2</sup>, Hijiri Kito<sup>1,2</sup>, Hiroshi Eisaki<sup>1,2</sup> and Akira Iyo<sup>1,2,\*</sup>

<sup>1</sup>National Institute of Advanced Industrial Science and Technology, Tsukuba, Ibaraki 305-8568, Japan

<sup>2</sup>JST, Transformative Research-Project on Iron Pnictides (TRIP), 5, Sanbancho, Chiyoda, Tokyo 102-0075, Japan

†E-mail: paras-shirage@aist.go.jp

\*E-mail: iyo-akira@aist.go.jp

**Abstract:** Here we report on discovery of (Ca<sub>4</sub>Al<sub>2</sub>O<sub>6-y</sub>)(Fe<sub>2</sub>Pn<sub>2</sub>) (Pn = As and P) (Al-42622(Pn)) superconductor using high-pressure synthesis technique. Al-42622(Pn) exhibit superconductivity for both Pn = As and P with the transition temperatures of 28.3 K and 17.1 K, respectively. The *a*-lattice parameters of Al-42622(Pn) (*a* = 3.713 Å and 3.692 Å for Pn = As and P, respectively) are smallest among the iron-pnictide superconductors. Correspondingly, Al-42622(As) has the smallest As-Fe-As bond angle (102.1 °) and the largest As distance from the Fe planes (1.500 Å).

PACS number(s):74.70.Dd, 74.62.Bf, 74.25.F-,74.10.+v

One of the salient features of the recently-discovered iron (Fe)-based superconductors is their wide material variation. Their basic crystal structure is an alternative stacking of the  $FePn$  ( $Pn=P, As$ ) layers sandwiched by the blocking layers. Variety of crystal structures can be realized by employing different blocking layers, such as  $LnO$  ( $Ln=rare\ earth$ )[1],  $Ae$  ( $Ae=Ba, Sr, Ca, Eu$ )[2], and  $A$  ( $A=Li, Na$ ) [3]. Most recent achievement is the discovery of superconductors possessing perovskite-type blocking layers,  $(Sr_4Sc_2O_6)(Fe_2P_2)$ [4],  $(Sr_4M_2O_{6-y})(Fe_2As_2)$  ( $M = V$ [5] and  $MgTi$ [6]),  $(Sr_4M_3O_8)(Fe_2As_2)$  ( $M = ScTi$ ),  $(Ba_4Sc_3O_{7.5})(Fe_2As_2)$  [7],  $(Ca_{n+m}(M,Ti)_nO_y)(Fe_2As_2)$  ( $M = Sc$ [8],  $Mg$ [9,10] and  $Al$ [11],  $n = 2, 3, 4$  and  $5$ ,  $m = 1, 2$ ), with  $T_c$  reaching as high as 47 K for  $(Ca_4(Mg,Ti)_3O_y)(Fe_2As_2)$ . Another interesting feature is the strong correlation between their superconducting transition temperature ( $T_c$ ) and the configuration of the  $FeAs_4$  local structure, such as the  $Pn-Fe-Pn$  bond angle ( $\alpha$ ) and/or the height of  $Pn$  atoms relative to the neighboring Fe layers ( $h_{Pn}$ )[12, 13] and many theories have been proposed to account for the correlation [14, 15]. Considering these situations, synthesis of materials possessing either (1) new type of blocking layers or (2) unachieved  $FeAs_4$  configurations, should be tremendously beneficial for understanding the high- $T_c$  mechanism, and, eventually, for enhancing  $T_c$ , of the Fe-based superconductors.

Based on the above background, in this study we have attempted to synthesize perovskite-type  $FePn$  superconductors using a high-pressure (HP) technique. HP technique is established as a versatile tool to explore new materials beyond the limitation of ambient synthesis conditions [16]. By enforcing the stacking between the  $FeAs$  layers and the blocking layers with smaller in-plane unit cell length ( $a$ -lattice parameters), this method allows us to synthesize materials with extremely smaller unit cell volumes. For example, we have succeeded in synthesizing a series of  $LnFeAsO_{1-y}$

superconductors ( $Ln=La, Ce, Pr, Nd, Sm, Gd, Tb, Dy$ ) that possess small  $Ln$  atoms, which yield small  $LnO$  blocking layers [17]. The unit cell volume largely shrinks from  $141 \text{ \AA}^3$  ( $Ln = La$ ) to as small as  $124 \text{ \AA}^3$  ( $Ln = Dy$ ). In this study, we have applied the HP technique in synthesizing materials containing perovskite-type blocking layers which are extremely small and therefore cannot be synthesized under ambient conditions. Along this line, we have discovered a series of  $(Ca_4Al_2O_{6-y})(Fe_2Pn_2)$  ( $Pn = As$  and  $P$ ) (abbreviated as Al-42622( $Pn$ )) superconductors with  $T_c = 28.3$  K and  $17.1$  K, respectively. As a consequence of HP synthesis, the synthesized compounds possess the unique structural characteristics never realized in the existing Fe-based superconductors, namely, shortest  $a$ -axis lattice parameters, smallest As-Fe-As bond angle, and longest As-Fe plane distance. Here we demonstrate the synthesis method and the characterization of Al-42622( $Pn$ ).

Polycrystalline samples of Al-42622( $Pn$ ) were synthesized by the solid-state reaction method using a cubic-anvil-type HP apparatus. It should be noted that one cannot synthesize Al-42622( $Pn$ ) by conventional ambient pressure synthesis [11]. Starting materials were powders of CaO, Al, As, P, Fe and  $Fe_2O_3$ . The powders were mixed with a nominal composition of  $(Ca_4Al_2O_{6-y})(Fe_2Pn_2)$ . Here the oxygen content  $6-y$  was controlled by adjusting the ratio of Fe and  $Fe_2O_3$ . We have found that the purity of the obtained samples strongly depends on the oxygen content in the starting composition. The suitable oxygen content turned out to be  $6 - y = 5.6 \sim 5.8$ . The starting materials were ground using an agate mortar and pressed into a pellet in a glove box filled with  $N_2$  gas. The pellet was loaded in a high-pressure cell and heated at  $1150$  and  $1300$  °C for  $Pn = As$  and  $P$ , respectively, under a pressure of  $4.5$  GPa for 1 h.

Powder X-ray diffraction (XRD) patterns were measured using  $CuK_\alpha$  radiation.

Neutron scattering measurement was carried out using the high-resolution powder diffractometer HERMES of the Institute for Materials Research, Tohoku University, installed at the JRR-3 reactor of JAEA in Japan. Incident neutron wavelength was fixed at 1.8484 Å using a Ge monochromator. The data were analyzed by the Rietveld method using the Rietan program. The dc magnetic susceptibility was measured using a SQUID magnetometer (Quantum Design MPMS) under a magnetic field of 5 Oe. The resistivity was measured by a four-probe method.

Fig. 1 represents the XRD patterns of Al-42622(*Pn*) samples with nominal compositions of (a)  $\text{Ca}_4\text{Al}_2\text{O}_{5.65}\text{Fe}_2\text{As}_2$  and (b)  $\text{Ca}_4\text{Al}_2\text{O}_{5.80}\text{Fe}_2\text{P}_2$ , respectively. Major peaks can be indexed based on the tetragonal crystal structure with  $a = 3.713$  Å and  $c = 15.407$  Å for Al-42622(As) while with  $a = 3.692$  Å and  $c = 14.934$  Å for Al-42622(P). Small impurity phases of CaO, and FeAs were detected in the Al-42622(As) samples. Note that the *a*-lattice parameter of Al-42622(As) is significantly smaller than those of Fe-As related compounds containing Ca-based perovskite-derived blocking layers, such as  $(\text{Ca}_4(\text{Mg},\text{Ti})_3\text{O}_y)(\text{Fe}_2\text{As}_2)$  ( $a = 3.877$  Å,  $T_c = 47$  K) [9] and  $(\text{Ca}_5(\text{Mg},\text{Ti})_4\text{O}_y)(\text{Fe}_2\text{As}_2)$  ( $a = 3.864$  Å,  $T_c = 43$  K) [10]. The contraction of the *a*-lattice parameter is reasonable, considering the smaller ionic radius size of  $\text{Al}^{3+}$  ( $R_{\text{Al}} = 0.535$  Å) compared to  $\text{Mg}^{2+}$  ( $R_{\text{Mg}} = 0.720$  Å) and  $\text{Ti}^{4+}$  ( $R_{\text{Ti}} = 0.605$  Å) [18]. Similarly, the *a*-lattice parameter of Al-42622(P) is much smaller compared to the iso-structure compound,  $(\text{Sr}_4\text{Sc}_2\text{O}_6)(\text{Fe}_2\text{P}_2)$  ( $a = 4.016$  Å,  $T_c = 17$  K), which contains larger  $\text{Sc}^{3+}$  ( $R_{\text{Sc}} = 0.745$  Å). It is worth stressing that the *a*-parameters of Al-42622(*Pn*) are smallest among ever-reported Fe-based superconductors. For example, typical materials having short *a*-lattice parameter are FeSe ( $a = 3.769$  Å,  $T_c = 8$  K)[19], LiFeAs ( $a = 3.7914$  Å,  $T_c = 18$  K) [3],  $(\text{Ca},\text{Na})\text{Fe}_2\text{As}_2$  ( $a = 3.880$  Å,  $T_c = 26$  K)[20] or  $\text{DyFeAsO}_{1-y}$  ( $a = 3.820$  Å,  $T_c = 43$  K)[17].

The  $c$ -lattice parameters of Al-42622( $Pn$ ) are also significantly smaller than those of iso-structural 42622( $Pn$ ), such as  $(\text{Sr}_4\text{M}_2\text{O}_{6-y})(\text{Fe}_2\text{As}_2)$  ( $c = 15.809 \text{ \AA}$  for  $M = \text{Sc}$ ,  $15.683 \text{ \AA}$  for  $M = \text{Cr}$  and  $15.673 \text{ \AA}$  for  $M = \text{V}$ ), [5, 21] due to the smaller ionic radii of  $\text{Ca}^{2+}$  ( $R_{\text{Ca}} = 1.00 \text{ \AA}$ ) and  $\text{Al}^{3+}$  compared to those of  $\text{Sr}^{2+}$  ( $R_{\text{Sr}} = 1.180 \text{ \AA}$ ),  $\text{Sc}^{3+}$  ( $R_{\text{Sc}} = 0.745 \text{ \AA}$ ),  $\text{Cr}^{3+}$  ( $R_{\text{Cr}} = 0.615 \text{ \AA}$ ) and  $\text{V}^{3+}$  ( $R_{\text{V}} = 0.640 \text{ \AA}$ ). Small lattice parameters of Al-42622( $Pn$ ) naturally explain why these compounds are synthesized only by HP technique. It also demonstrates the usefulness of HP technique for synthesizing materials possessing extremely smaller unit cell volumes.

Fig. 2(a-b) shows the temperature ( $T$ ) dependence of the zero-field-cooled (ZFC) and the field-cooled (FC) magnetic susceptibility ( $\chi$ ) for the (a) Al-42622(As) and (b) Al-42622(P) samples. As shown in the inset Fig. 2, the sample shows superconducting transition with their onset temperature ( $T_c^{\chi\text{-onset}}$ ) at 26.8 K and 17.0 K for Al-42622(As) and Al-42622(P), respectively. The superconducting volume fraction estimated from  $\chi$  (ZFC) at 5 K without demagnetizing field correction are 115 % for Al-42622(As) and 96 % for Al-42622(P), respectively, ensuring the bulk superconductivity. For Al-42622(As), the reversible region, where ZFC and FC magnetization curves overlap with each other, exists from  $T_c^{\chi\text{-onset}}$  to 21.5 K, possibly due to the grain pinning mechanism. The reversible behavior is a unique feature of the FeAs-based superconductors which contain the thick perovskite-type blocking layers, suggesting high anisotropy of their superconducting properties. In contrast, the reversible region of Al-42622(P) is extremely limited. This contrast indicates the difference of the anisotropy between the two systems, possibly because the spacing between Fe layers is shorter for Al-42622(P) compared to Al-42622(As).

In Fig. 3  $T$ -dependent resistivity( $\rho$ ) of (a) Al-42622(As) and (b) Al-42622(P) are shown. Metallic behavior ( $d\rho/dT > 0$ ) can be seen in the all  $T$ -range. In particular, for

42622(As), no kink in the resistivity, a signature of antiferromagnetic/orthorhombic transition, is observed. Accordingly, we can conclude that the system is away from the parent phase which possesses long-range structural/magnetic order. As indicated in the inset of Fig. 3(a), a broadening of transition (or a two-step transition) is recognized.  $T$ -range where the resistive broadening occurs seems to coincide with the reversible region observed in the  $\chi$ - $T$  curve. It may suggest that the broadening results from the flux creep in the reversible region. In Al-42622(P), very high (one order higher than Al-42622(As)) normal state resistivity and broad superconducting transition were observed. This is partly due to the poor sintering of the samples. As indicated in the insets,  $T_c^{\rho-onset}$ ,  $T_c^{\rho-mid}$  and  $T_c^{\rho=0}$  are 28.3, 27.0, 23.0 K for Al-42622(As) and 17.1, 15.6, 6.0 K for Al-42622(P), respectively.

Our data indicate that the Al-42622( $Pn$ ) systems have the shortest  $a$ -lattice parameters among all the Fe-based superconductors. One would naively expect that the shrinkage of the  $a$ -lattice parameters causes the elongation of the  $FePn_4$  tetrahedra along the  $c$ -axis. It is indeed confirmed by the neutron powder diffraction on Al-42622(As). Table I show the atomic positions of Al-42622(As) determined by the Rietveld analysis of the neutron powder diffraction. The calculated Fe-As-Fe bond angle  $\alpha$  is  $102.1(1)^\circ$ . This value is much smaller than those of any other Fe-pnictide superconductors. For example,  $\alpha$  of the  $LnFeAsO$ -based materials ranges from  $113^\circ$  ( $Ln = La$ ,  $T_c = 27$  K) to  $108^\circ$  ( $Ln = Dy$ ,  $T_c = 52$  K). Similarly,  $\alpha$  of  $(Ba,K)Fe_2As_2$  ( $T_c = 38$  K) is  $109^\circ$ .  $\alpha$  of  $LiFeAs$  ( $T_c = 18$  K) is rather smaller, but still  $104^\circ$ . As for those containing Ca-based perovskite-derived blocking layers,  $\alpha$  ranges from  $107^\circ$  for  $Ca_5(Mg,Ti)_4O_{11}Fe_2As_2$  [10] to  $109^\circ$  for  $Ca_4(Sc,Ti)_3O_8Fe_2As_2$  [8], estimated from the relation between the  $a$ -lattice parameter and  $h_{Pn}$  in ref.[22]. Empirically it is pointed out that the highest  $T_c$  materials possess  $\alpha$  close to  $109.5^\circ$ , an angle where the  $FeAs_4$

tetrahedron forms the regular shape. The relatively lower  $T_c$  of 28.3 K for Al-42622(As) compared to other Ca-based perovskite counterparts with  $T_c$ 's reaching 47 K is likely due to the elongation of the FeAs<sub>4</sub> tetrahedron. It should be also remarked that the height of As atoms relative to the Fe layers ( $h_{Pn}$ ) is 1.500 Å, which is the highest value among the Fe-pnictide superconductors.

In contrast,  $T_c$  of 17 K for Al-42622(P) is much higher than most of the existing FeP-based superconductors, such as LaFePO ( $T_c = 4$  K)[23], LiFeP ( $T_c = 6$  K)[24], *etc.* The only material which exhibits comparable  $T_c$  is (Sr<sub>4</sub>Sc<sub>2</sub>O<sub>6</sub>)(Fe<sub>2</sub>As<sub>2</sub>) (Sc-42622(P)), which shares the same crystal structure as Al-42622(P). Note that their  $a$ -lattice parameters are significantly different from each other,  $a = 3.692$  Å for Al-42622(P) and  $a = 4.016$  Å for Sc-42622(P), respectively. The fact that  $T_c$  does not change between these two systems suggests that  $T_c$  of the FeP-based superconductors is rather insensitive to the structural parameters, contrary to the FeAs-based counterpart. Another possibility is that  $T_c$  of the 42622(P) system takes its maximum value when the  $a$ -lattice parameter falls between 3.692 Å and 4.016 Å. In this regard, it is intriguing to synthesize an alloy of Al-42622(P) and Sc-42622(P) and check whether one can enhance its  $T_c$ .

In summary, we have utilized HP technique to synthesize (Ca<sub>4</sub>Al<sub>2</sub>O<sub>6-y</sub>)(Fe<sub>2</sub>Pn<sub>2</sub>) ( $Pn = As$  and P), which exhibit superconductivity at 28.3 K and 17.1 K for  $Pn=As$  and P, respectively. These materials possess the shortest  $a$ -lattice parameters, correspondingly the smallest  $\alpha$  and the highest  $h_{Pn}$  among the Fe-pnictide superconductors.

**Acknowledgements:** We thank Prof. H. Ogino for fruitful discussion. This work was supported by a Grant-in-Aid for Specially Promoted Research (20001004) from The Ministry of Education, Culture, Sports, Science and Technology (MEXT).

**References:**

- [1] Y. Kamihara, T. Watanabe, M. Hirano, and H. Hosono, *J. Am. Chem. Soc.* **130**, 3296 (2008).
- [2] M. Rotter, M. Tegel, I. Schellenberg, W. Hermes, R. Pottgen, and D. Johrendt, *Phys. Rev. B* **78**, 020503 (2008).
- [3] J. H. Tapp, Z. Tang, B. Lv, K. Sasmal, B. Lorenz, P. C. W. Chu, and A. M. Guloy, *Phys. Rev. B* **78**, 60505(2008).
- [4] H. Ogino, Y. Matsumura, Y. Katsura, K. Ushiyama, S. Horii, K. Kishio, and J. Shimoyama, *Supercond. Sci. Technol.* **22**, 75008 (2009).
- [5] X. Zhu, F. Han, G. Mu, P. Cheng, B. Shen, B. Zeng, and H. H. Wen, *Phys. Rev. B* **79**, 220512 (2009).
- [6] S. Sato, H. Ogino, N. Kawaguchi, Y. Katsura, K. Kishio, J. Shimoyama, H. Kotegawa, and H. Tou, *Supercond. Sci. Technol.* **23**, 45001(2010).
- [7] N. Kawaguchi, H. Ogino, Y. Shimizu, K. Kishio, and J. Shimoyama, *Appl. Phys. Exp.* **3**, 63102(2010).
- [8] H. Ogino, S. Sato, K. Kishio, J. Shimoyama, T. Tohei, and Y. Ikuhara, arXiv:1006.2355.
- [9] H. Ogino, Y. Shimizu, K. Ushiyama, N. Kawaguchi, K. Kishio, and J. Shimoyama, *Appl. Phys. Exp.* **3**, 63103 (2010).
- [10] Y. Shimizu, H. Ogino, N. Kawaguchi, K. Kishio, J. Shimoyama, arXiv:1006.3769.
- [11] H. Ogino, K. Machida, A. Yamamoto, K. Kishio, J. Shimoyama, T. Tohei, Y. Ikuhara, arXiv:1008.2582.
- [12] C.H. Lee, A. Iyo, H. Eisaki, H. Kito, M. T. Fernandez-Diaz, T. Ito, K. Kihou, H. Matsuhata, M. Braden, and K. Yamada, *J. Phys. Soc. Jpn.* **77**, 083704 (2008).



- [13] J. Zhao, Q. Huang, C. d. I. Cruz, S. Li, J. W. Lynn, Y. Chen, M. A. Green, G. F. Chen, G. Li, Z. Li, J. L. Luo, N. L. Wang, and P. Dai, *Nature Materials* **7**, 953 (2008).
- [14] V. Vildosola, L. Pourovskii, R. Arita, S.e Biermann, and A. Georges, *Phys. Rev. B* **78**, 064518 (2008).
- [15] K. Kuroki, H. Usui, S. Onari, R. Arita, and H. Aoki, *Phys. Rev. B* **79**, 224511 (2009); G. A. Sawatzky, I. S. Elfimov, J. van den Brink, and J. Zaanen, *Europhys. Lett.* **86**, 17006 (2009).
- [16] P. M. Shirage, K. Miyazawa, M. Ishikado, K. Kihou, C.H. Lee, N. Takeshita, H. Matsuhata, R. Kumai, Y. Tomioka, T. Ito, H. Kito, H. Eisaki, S. Shamoto, and A. Iyo, *Physica C* **469**, 355 (2009).
- [17] K. Miyazawa, K. Kihou, P. M. Shirage, C. H. Lee, H. Kito, H. Eisaki, and A. Iyo, *J. Phys. Soc. Jpn.* **78**, 034712 (2009).
- [18] R. D. Shannon, *Acta Cryst. A* **32**, 751(1976).
- [19] F. C. Hsu, J. Y. Luo, K. W. Yeh, T. K. Chen, T. W. Huang, P. M. Wu, Y. C. Lee, Y. L. Huang, Y. Y. Chu, D. C. Yan, M. K. Wu, *Proc. Natl. Acad. Sci. USA*, **105**, 14262 (2008).
- [20] P. M. Shirage, K. Miyazawa, H. Kito, H. Eisaki, A. Iyo, *Appl. Phys. Exp.* **1**, 081702 (2008).
- [21] H. Ogino, Y. Katsura, S. Horii, K. Kishio, J. Shimoyama, *Supercond. Sci. Technol.* **22**, 85001 (2009).
- [22] H. Ogino, S. Sato, Y. Matsumura, N. Kawaguchi, K. Ushiyama, Y. Katsura, S. Horii, K. Kishio, J. Shimoyama, arXiv:1006.2351.
- [23] Y. Kamihara, H. Hiramatsu, M. Hirano, R. Kawamura, H. Yanagi, T. Kamiya, and H. Hosono, *J. Am. Chem. Soc.* **128**, 10012(2006).

[24] Z. Deng , X. C. Wang , Q. Q. Liu , S. J. Zhang , Y. X. Lv , J. L. Zhu , R. C. Yu and C. Q. Jin, *Europhys. Lett.* **87**, 37004 (2009).

**Figure captions**

Figs. 1 X-ray diffraction patterns of (a)  $\text{Ca}_4\text{Al}_2\text{O}_{6-y}\text{Fe}_2\text{As}_2$  and (b)  $\text{Ca}_4\text{Al}_2\text{O}_{6-y}\text{Fe}_2\text{P}_2$  samples.

Figs. 2 Temperature ( $T$ ) dependence of susceptibility ( $\chi$ ) of (a)  $\text{Ca}_4\text{Al}_2\text{O}_{6-y}\text{Fe}_2\text{As}_2$  and (b)  $\text{Ca}_4\text{Al}_2\text{O}_{6-y}\text{Fe}_2\text{P}_2$  samples. Data near the superconducting transitions.  $T_c^{\chi\text{-onset}}$  is determined from the intersection of the two extrapolated lines; one is drawn through  $\chi$  in the normal state just above  $T_c$ , and the other is drawn through the steepest part of  $\chi$  in the superconducting state.

Figs. 3  $T$ -dependence of resistivity ( $\rho$ ) of (a)  $\text{Ca}_4\text{Al}_2\text{O}_{6-y}\text{Fe}_2\text{As}_2$  and (b)  $\text{Ca}_4\text{Al}_2\text{O}_{6-y}\text{Fe}_2\text{P}_2$  samples. Data near the superconducting transitions and a determination of  $T_c$  are shown in the insets.  $T_c^{\rho\text{-onset}}$  is determined from the intersection of the two lines; one is drawn through  $\rho$  in the normal state just above  $T_c$ , and the other is drawn through the steepest part of  $\rho$  in the superconducting state.  $T_c^{\rho\text{-mid}}$  is 50 % drop of  $T_c^{\rho\text{-onset}}$  and  $T_c^{\rho=0}$  is zero resistivity.

**Table I.** Atomic parameters of Al-42622(As) (space group  $P4/nmm$ ) determined by a Rietveld refinement of neutron powder diffraction data at room temperature.  $B$  is the isotropic atomic displacement parameter. The lattice parameters are  $a = 3.7133(1)$  Å and  $c = 15.4035(6)$  Å. The  $R$ -factor is  $R_{wp} = 5.261$ .

Atom	site	$x$	$y$	$z$	$B$ (Å <sup>2</sup> )
Fe	2a	3/4	1/4	0.0	0.47(5)
As	2c	1/4	1/4	0.0974(2)	0.66(8)
Ca(1)	2c	1/4	1/4	0.7997(3)	0.18(9)
Ca(2)	2c	1/4	1/4	0.5819(3)	0.33(11)
Al	2c	1/4	1/4	0.3181(4)	0.50(14)
O(1)	4f	3/4	1/4	0.2969(2)	0.50(6)
O(2)	2c	1/4	1/4	0.4340(3)	0.69(9)

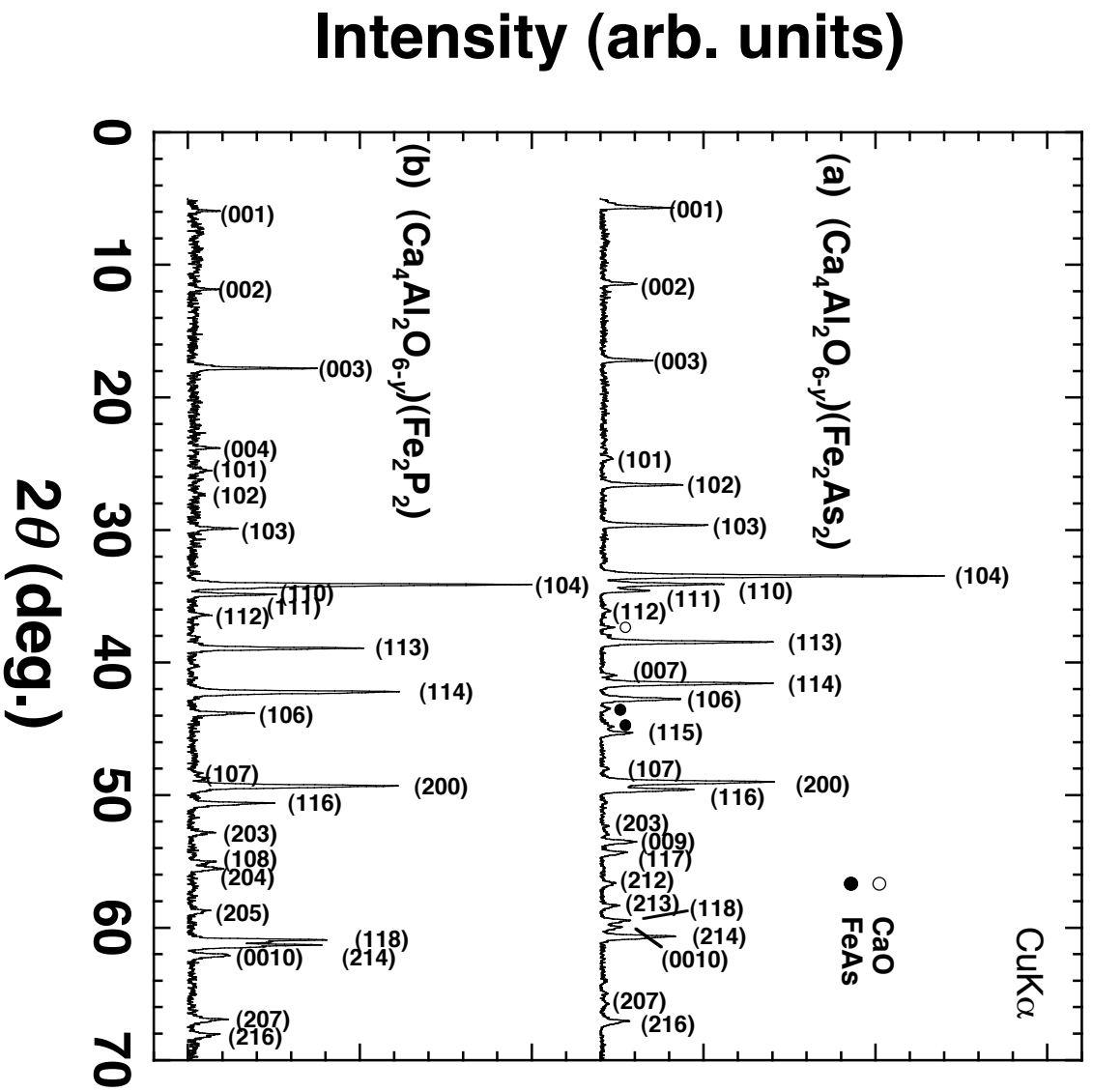


Figure 1 (a-b)

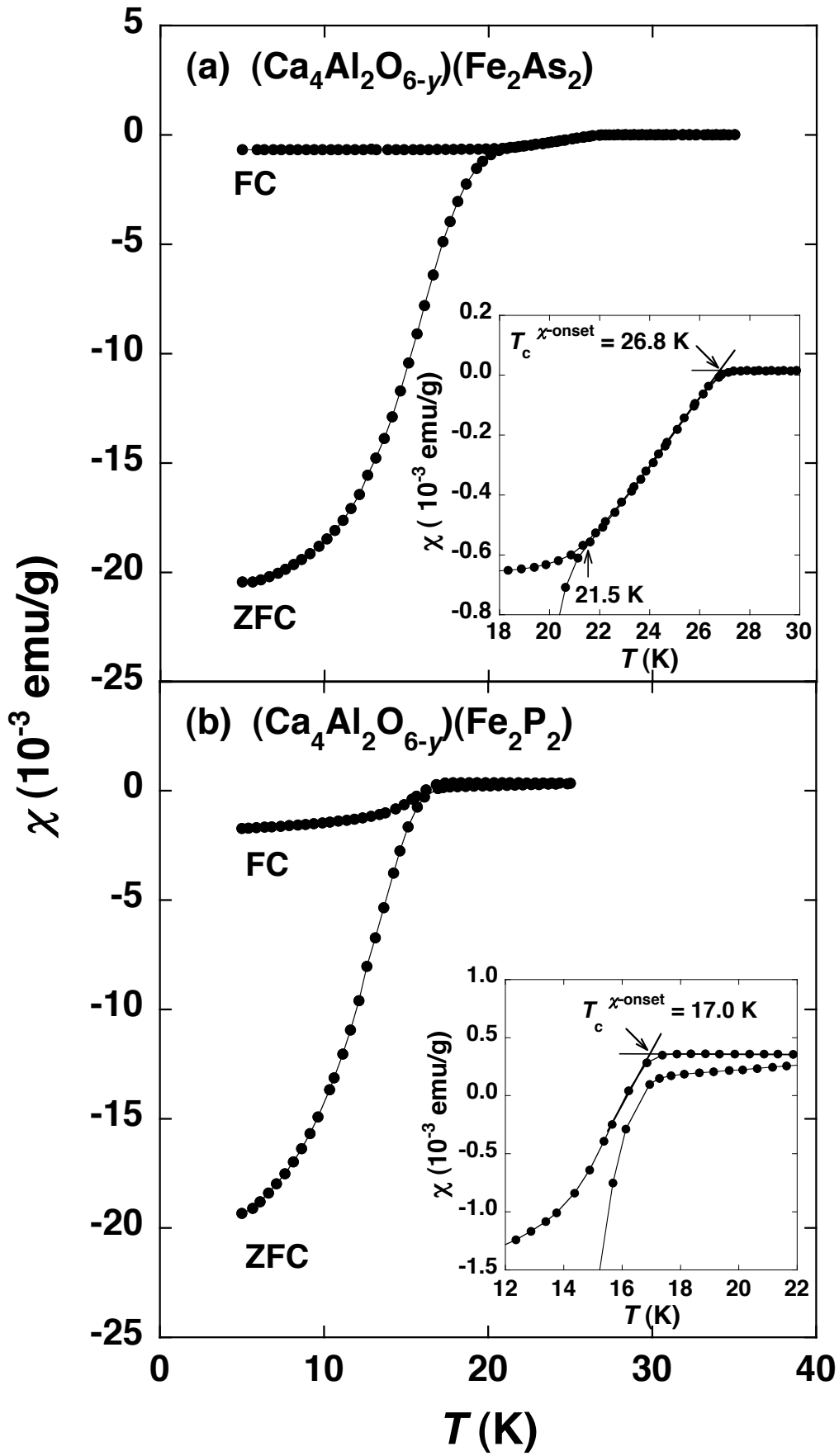


Figure 2 (a-b)

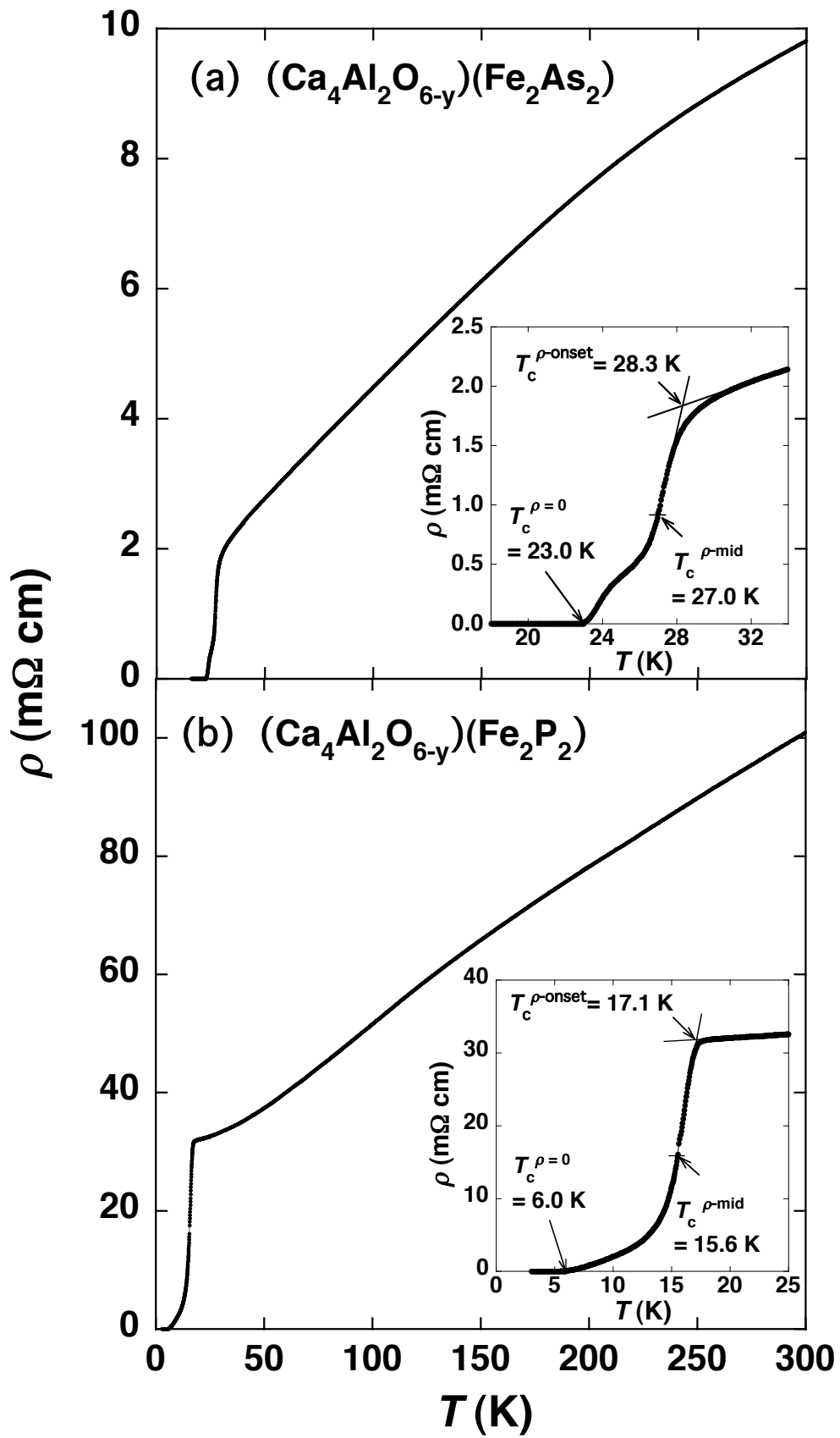


Figure 3 (a-b)