

PARAMETERIZING AND MEASURING DARK ENERGY TRAJECTORIES FROM LATE-INFLATONS

ZHIQI HUANG^{1,2}, J. RICHARD BOND¹ AND LEV KOFMAN¹*Draft version October 30, 2018*

ABSTRACT

Bulk dark energy properties are determined by the redshift evolution of its pressure-to-density ratio, $w_{\text{de}}(z)$. An experimental goal is to decide if the dark energy is dynamical, as in the quintessence (and phantom) models treated here. We show that a three-parameter approximation $w_{\text{de}}(z; \varepsilon_s, \varepsilon_{\phi\infty}, \zeta_s)$ fits well the ensemble of trajectories for a wide class of late-inflaton potentials $V(\phi)$. Markov Chain Monte Carlo probability calculations are used to confront our $w_{\text{de}}(z)$ trajectories with current observational information on Type Ia supernova, Cosmic Microwave Background, galaxy power spectra, weak lensing and the Lyman- α forest. We find the best constrained parameter is a low redshift slope parameter, $\varepsilon_s \propto (\partial \ln V / \partial \phi)^2$ when the dark energy and matter have equal energy densities. A tracking parameter $\varepsilon_{\phi\infty}$ defining the high-redshift attractor of $1 + w_{\text{de}}$ is marginally constrained. Poorly determined is ζ_s , characterizing the evolution of ε_s , and a measure of $\partial^2 \ln V / \partial \phi^2$. The constraints we find already rule out some popular quintessence and phantom models, or restrict their potential parameters. We also forecast how the next generation of cosmological observations improve the constraints: by a factor of about five on ε_s and $\varepsilon_{\phi\infty}$, but with ζ_s remaining unconstrained (unless the true model significantly deviates from Λ CDM). Thus potential reconstruction beyond an overall height and a gradient is not feasible for the large space of late-inflaton models considered here.

Subject headings: cosmology, dark energy, quintessence

1. INTRODUCTION

1.1. *Running Dark Energy and its Equation of State*

One of the greatest mysteries in physics is the nature of dark energy (DE) which drives the present-day cosmic acceleration, inferred to exist from supernovae data (Riess et al. 1998; Perlmutter et al. 1999), and from a combination of cosmic microwave background and large scale structure data (Bond & Jaffe 1999). Although there have been voluminous outpourings on possible theoretical explanations of dark energy, recently reviewed in Copeland et al. (2006); Kamionkowski (2007); Linder (2008a,b); Silvestri & Trodden (2009), we are far from consensus. An observational target is to determine if there are temporal (and spatial) variations beyond the simple constant Λ . Limits from the evolving data continue to roughly center on the cosmological constant case Λ , which could be significantly strengthened in near-future experiments – or ruled out. We explore the class of effective scalar field models for dark energy evolution in this paper, develop a 3-parameter expression which accurately approximates the dynamical histories in most of those models, and determine current constraints and forecast future ones on these parameters.

The mean dark energy density is a fraction Ω_{de} of the mean total energy density,

$$\rho_{\text{de}}(\ln a) \equiv \rho_{\text{tot}} \Omega_{\text{de}}, \quad 3M_{\text{p}}^2 H^2(a) = \rho_{\text{tot}}(a), \quad (1)$$

which is itself related to the Hubble parameter H through the energy constraint equation of gravity theory as indicated. $\Omega_{\text{de}}(a)$ rises from a small fraction relative to the matter at high redshift to its current ~ 0.7 value.

Here $M_{\text{p}} = 1/\sqrt{8\pi G_N} = 2.44 \times 10^{18} \text{GeV}$, is the reduced Planck mass, G_N is Newton's gravitational constant and \hbar and c are set to unity, as they are throughout this paper.

Much observational effort is being unleashed to determine as much as we can about the change of the trajectory ρ_{de} with expansion factor a , expressed through a logarithmic running with respect to $\ln a$:

$$-\frac{1}{2} \frac{d \ln \rho_{\text{de}}}{d \ln a} \equiv \epsilon_{\text{de}}(\ln a) \equiv \frac{3}{2}(1 + w_{\text{de}}) \equiv \frac{3}{2} \frac{(\rho_{\text{de}} + p_{\text{de}})}{\rho_{\text{de}}}. \quad (2)$$

This ρ_{de} -run is interpreted as defining a phenomenological average pressure-to-density ratio, the dark energy equation of state (EOS). The total “acceleration factor”, $\epsilon \equiv 1 + q$, where the conventional “deceleration parameter” is $q \equiv -a\ddot{a}/\dot{a}^2 = -d \ln(Ha)/d \ln a$, is similarly related to the running of the total energy density:

$$-\frac{1}{2} \frac{d \ln \rho_{\text{tot}}}{d \ln a} \equiv \epsilon = \epsilon_m \Omega_m + \epsilon_{\text{de}} \Omega_{\text{de}}, \quad \Omega_m + \Omega_{\text{de}} = 1. \quad (3)$$

Eq. (3) shows ϵ is the density-weighted sum of the acceleration factors for matter and DE. Matter here is everything but the dark energy. Its EOS has $\epsilon_m = 3/2$ in the non-relativistic-matter-dominated phase (dark matter and baryons) and $\epsilon_m = 2$ in the radiation-dominated phase.

1.2. *The Semi-Blind Trajectory Approach*

We would like to use the data to constrain $\rho_{\text{de}}(\ln a)$ with as few prior assumptions on the nature of the trajectories as is feasible. However, such blind analyses are actually never truly blind, since ρ_{de} or w_{de} is expanded in a truncated basis of mode functions of one sort or another: necessarily there will be assumptions made on the smoothness associated with the order of the mode

¹ Canadian Institute for Theoretical Astrophysics, University of Toronto, Toronto, Canada

² Department of Astronomy & Astrophysics, University of Toronto, Toronto, Canada

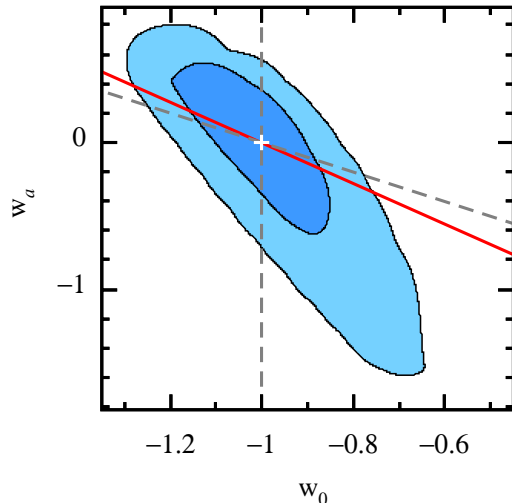


FIG. 1.— The marginalized 68.3% CL (inner contour) and 95.4% CL (outer contour) constraints on w_0 and w_a for the conventional DETF parametrization $w = w_0 + w_a(1 - a)$, using the current data sets described in § 4. The white point is the cosmological constant model. The solid red line is a slow-roll consistency relation, Eq. (50) derived in § 6.2 (for a fixed $\Omega_{m0} = 0.29$, as inferred by all of the current data). The tilted dashed gray line shows $w_a = -1 - w_0$. Pure quintessence models restrict the parameter space to $1 + w_0 > 0$ and w_a above the line, whereas in the pure phantom regime, $1 + w_0 < -0$ and w_a would have to lie below the line. Allowing for equal a priori probabilities to populate the other regions is quite problematical theoretically, and indeed the most reasonable theory prior would allow only the pure quintessence domain.

expansion and on the measure, i.e., prior probability, of the unknown coefficients multiplying the modes. The most relevant current data for constraining w_{de} , SNIa compilations, extends back only about one e-folding in a , and probes a double integral of w_{de} , smoothing over irregularities. The consequence is that unless w_{de} was very wildly varying, only a few parameters are likely to be extractable no matter what expansion is made.

Low order expansions include the oft-used but non-physical cases of constant $w_0 \neq -1$ and the 2-parameter linear expansion in a (Chevallier & Polarski 2001; Linder 2003; Wang & Tegmark 2004; Upadhye et al. 2005; Liddle et al. 2006; Francis et al. 2007; Wang et al. 2007),

$$w(a) = w_0 + w_a(1 - a), \quad (4)$$

adopted by the Dark Energy Task Force (DETF) (see Albrecht et al. 2006). The current observational data we use in this paper to constrain our more physically-motivated parameterized trajectories are applied in Figure 1 to w_0 and w_a , assuming uniform uncorrelated priors on each. The area of the nearly-elliptical 1-sigma error contour has been used to compare how current and proposed dark energy probes do relative to each other; its inverse defines the DETF “figure of merit” (FOM).

Constant w_{de} and Eq. (4) can be considered to be the zeroth and first order polynomial expansion in the variable $1 - a$. Why not redshift z (Upadhye et al. 2005; Linder & Huterer 2005) or the scale factor to some power (Linder & Huterer 2005) or $\ln a$? Why pivot about $a = 1$.

Why only linear in a ? Why not expand to higher order? Why not use localized spline mode functions, the

simplest of which is a set of contiguous top hats (unity in a redshift band, zero outside)? These cases too have been much explored in the literature, both for current and forecast data. The method of principal component (parameter eigenmode) analysis takes orthogonal linear combinations of the mode functions and of their coefficients, rank-ordered by the error matrix eigenmodes (see e.g., Huterer & Starkman 2003; Crittenden & Pogosian 2005). As expected only a few linear combinations of mode function coefficients are reasonably determined. Thus another few-parameter approach expands w_{de} in many modes localized in redshift but uses only the lowest error linear combinations. At least at the linearized level, the few new parameters so introduced are uncorrelated. However, the eigenmodes are sensitive to the data chosen and the prior probabilities of the mode parameters. An alternative to the w_{de} expansion is a direct mode expansion in ϵ , considered at low order by Rapetti et al. (2007); since the ϵ_m part is known, this is an expansion in $(\epsilon_{de} - \epsilon_m)\Omega_{de}$, in which case w_{de} becomes a derived trajectory; for w_{de} parameterizations it is $\epsilon(a)$ that is the derived trajectory.

The partially blind expansions of $1 + w_{de}$ are similar to the early universe inflation expansions of the scalar power spectrum $\mathcal{P}_s(\ln k)$, e.g., Bond et al. (2010), except in that case one is “running” in “resolution”, $\ln k$. However there is an approximate relation between the comoving wavenumber k and the time when that specific k -wave went out of causal contact by crossing the instantaneous comoving “horizon” parameterized by Ha . This allows one to translate the power spectra $\ln k$ -trajectories into dynamical $\ln Ha$ -trajectories, $\mathcal{P}_s(\ln Ha)$. Lowest order is a uniform slope $n_s - 1 = d \ln \mathcal{P}_s / d \ln k$; next order is a running of that slope, rather like the DETF linear w_{de} expansion. Beyond that, one can go to higher order, e.g., by expanding in Chebyshev polynomials in $\ln k$, or by using localized modes to determine the power spectrum in k -bands. Generally there may be tensor and isocurvature power spectra contributing to the signals, and these would have their own expansions.

In inflation theory, the tensor and scalar spectra are related to each other by an approximate consistency condition: both are derivable from parameterized acceleration factor trajectories defining the inflaton equation of state, $1 + w_\phi(a) = 2\epsilon/3$ (with zero Ω_m in early universe inflation). Thus there is a very close analogy between phenomenological treatments of early and late universe inflation. However, there is a big difference: power spectra can be determined by over ~ 10 e-foldings in k from CMB and Large Scale Structure data on clustering, hence over ~ 10 e-foldings in a , whereas dark energy data probe little more than an e-folding of a . This means that higher order partially blind mode expansions are less likely to bear fruit in the late-inflaton case.

1.3. Physically-motivated Late-inflaton Trajectories

This arbitrariness in semi-blind expansions motivates our quest to find a theoretically-motivated prior probability on general dark energy trajectories characterized by a few parameters, with the smoothness that is imposed following from physical models of their origin rather than from arbitrary restrictions on blind paths. Such a prior has not been much emphasized in dark energy physics, except on an individual-model basis. The

theory space of models whose trajectories we might wish to range over include:

- (1) quintessence, with the acceleration driven by a scalar field minimally coupled to gravity with an effective potential with small effective mass and a canonical kinetic energy (Ratra & Peebles 1988; Wetterich 1988; Frieman et al. 1995; Binétruy 1999; Barreiro et al. 2000; Brax & Martin 1999; Copeland et al. 2000; de La Macorra & Stephan-Otto 2001; Linder 2006; Huterer & Peiris 2007; Linder 2008);
- (2) k-essence, late inflation with a non-canonical scalar field kinetic energy as well as a potential (Armendariz-Picon et al. 2001; Malquarti et al. 2003; Malquarti et al. 2003; de Putter & Linder 2007);
- (3) $F(R, \phi)$ models, with Lagrangians involving a function of the curvature scalar R or a generalized dilaton ϕ , that can be transformed through a conformal mapping into a theory with an effective scalar field, albeit with interesting fifth force couplings to the matter sector popping out in the transform (Capozziello & Fang 2002; Carroll et al. 2004; de La Cruz-Dombriz & Dobado 2006; Nojiri & Odintsov 2006; de Felice & Tsujikawa 2010; Sotiriou & Faraoni 2010);
- (4) phantom energy with $w_{\text{de}} < -1$, and negative effective kinetic energy, also with a potential (Copeland et al. 2006; Carroll et al. 2003; Caldwell 2002; Caldwell et al. 2003).

In this paper, we concentrate on the quintessence class of models, but allow trajectories that would arise from a huge range of potentials, with our fitting formula only deviating significantly when $|1 + w_{\text{de}}| > 0.5$. A class of models that we do not try to include are ones with dark energy having damped oscillations before settling into a minimum Λ (Kaloper & Sorbo 2006; Dutta & Scherrer 2008).

We also extend our paths to include ones with $w_{\text{de}} < -1$, the phantom regime where the null energy condition (Carroll et al. 2003) is violated. This can be done by making the kinetic energy negative, at least over some range, but such models are ill-defined. There have been models proposed utilizing extra UV physics, such as with a Lorentz-violating cut-off (Cline et al. 2004) or with extra fields (Sergienko & Rubakov 2008). Regions with $w_{\text{de}} < -1$ are consistent with current observations, so a semi-blind phenomenology should embrace that possibility. It is straightforward to extend our quintessence fitting formula to the phantom region, so we do, but show results with and without imposing the theoretical prior that these are highly unlikely.

The evolution of w_{de} for a quintessence field ϕ depends on its potential $V(\phi)$ and its initial conditions. For a flat Friedmann-Robertson-Walker (FRW) universe with given present matter density ρ_{m0} and dark energy density $\rho_{\text{de}0}$, any function $w_{\text{de}}(a)$ satisfying $0 \leq 1 + w_{\text{de}} \leq 2$ can be reverse-engineered into a potential $V(\phi)$ and an initial field momentum, $\Pi_{\phi, \text{ini}} \equiv \dot{\phi}_{\text{ini}}$. (The initial field value ϕ_{ini} can be eliminated by a translation in $V(\phi)$, and the sign of $\Pi_{\phi, \text{ini}}$ by a reflection in $V(\phi)$.) Given this one-to-one mapping between $\{V(\phi), |\dot{\phi}_{\text{ini}}|; \rho_{m0}\}$ and $\{w(a), \rho_{\text{de}0}; \rho_{m0}\}$, we may think we should allow for all w_{de} trajectories. Generally, these will lead to very baroque potentials indeed,

and unrealistic initial momenta. The quintessence models with specific potentials that have been proposed in the literature are characterized by a few parameters, and have a long period in which trajectories relax to attractor ones, leading to smooth trajectories in the observable range at low redshift. These are the simple class of potentials we are interested in here: our philosophy is to consider “simple potentials” rather than simple mathematical forms of $w_{\text{de}}(a)$. The potentials which we quantitatively discuss in later sections include: power-laws (Ratra & Peebles 1988; Steinhardt et al. 1999); exponentials (Ratra & Peebles 1988); double exponentials (Barreiro et al. 2000; Sen & Sethi 2002; Neupane 2004a,b; Jarv et al. 2004); cosines from pseudo-Nambu Goldstone bosons (pnGB) (Frieman et al. 1995; Kaloper & Sorbo 2006); supergravity (SUGRA) motivated models (Brax & Martin 1999). Our general method applies to a much broader class than these though: we find the specific global form of the potential is not relevant because the relatively small motions on its surface in the observable range allow only minimal local shape characteristics to be determined, and these we can encode with the three key physical variables parameterizing our w_{de} . Even with the forecasts data to come, we can refine our determinations but not gain significantly more information – unless the entire framework is shown to be at variance with the data.

1.4. Tracking and Thawing Models

Quintessence models are often classified into tracking and thawing models (Caldwell & Linder 2005; Linder 2006, 2008; Huterer & Peiris 2007; Sullivan et al. 2007; Scherrer & Sen 2008). Tracking models were first proposed to solve the coincidence problem, i.e., why the dark energy starts to dominate not very long after the epoch of matter-radiation equality (~ 7.5 e-folds). However, a simple negative power-law tracking model that solves the coincidence problem predicts $w_{\text{de}} \gtrsim -0.5$ today, which is strongly disfavoured by current observational data. In order to achieve the observationally favoured $w_{\text{de}} \approx -1$ today, one has to assume the potential changes at an energy scale close to the energy density at matter-radiation equality. The coincidence problem is hence converted to a fine-tuning problem. In this paper we take the tracking models as the high-redshift limit, and parameterize it with a “tracking parameter” $\varepsilon_{\phi\infty}$ that characterizes the attractor solution. The thawing models, where the scalar field is frozen at high redshift due to large Hubble friction, can be regarded as a special case of tracking models where the tracking parameter is zero. Because of the nature of tracking behaviour, where all solutions regardless of initial conditions approach an attractor, we do not need an extra parameter to parameterize the initial field momentum.

In either tracking models or thawing models the scalar field has to be slowly-rolling or moderately-rolling at low redshift, so that the late-universe acceleration can be achieved. The main physical quantity that affects the dynamics of quintessence in the late-universe accelerating epoch is the slope of the potential. The field momentum is “damped” by Hubble friction, and the slope of the potential will determine how fast the field will be rolling down; actually, as we show here, it is the ϕ -gradient of $\ln V$ that matters, and this defines our second “slope pa-

parameter” ε_s .

It turns out that a two-parameter formula utilizing just $\varepsilon_{\phi\infty}$ and ε_s works very well, because the field rolls slowly at low redshift, indeed is almost frozen, so the trajectory does not explore changes in the slope of $\ln V$. However, we want to extend our formula to cover the space of moderate-roll as well as slow-roll paths. Moreover, in cases in which $\ln V$ changes significantly, even slow-roll paths may explore the curvature of $\ln V$ as well as its ϕ -gradient. Accordingly, we expanded our formula to encompass such cases, introducing a third parameter ζ_s , which is related to the second ϕ -derivative of $\ln V$, explicitly so in thawing models.

1.5. Parameter Priors for Tracking and Thawing Models

Of course, there is one more important fourth parameter, characterizing the late-inflaton energy scale, such as the current dark energy density $\rho_{\text{de},0}$ at redshift 0. This is related to the current Hubble parameter $H_0 \equiv 100h \text{ km s}^{-1} \text{ Mpc}^{-1}$, the present-day fractional dark matter density Ω_{m0} , and the current fractional dark energy density $\Omega_\Lambda \equiv \Omega_{\text{de},0} = 1 - \Omega_{m0}h^2/h^2$: $\rho_{\text{de},0} = 3M_{\text{p}}^2 H_0^2 \Omega_\Lambda$. With CMB data, the sound-crossing angular scale at recombination is actually used, as is the physical density parameter of the matter, $\Omega_{m0}h^2$, which is typically derived from separately determined dark matter and baryonic physical density parameters, $\Omega_{\text{dm}0}h^2$ and $\Omega_{b0}h^2$. With any nontrivial w_{de} EOS, this depends upon the parameters of w_{de} as well as on one of h or the inter-related zero redshift density parameters. The important point here is that the prior measure is uniform in the sound-crossing angular scale at recombination and in $\Omega_{\text{dm}0}h^2$ and $\Omega_{b0}h^2$, not in h or the energy scale of late-inflation. If the quantities are well-measured, as they are, the specific prior does not matter very much.

What to use for the prior probability of the parameters of w_{de} , in which most are not well-determined? The prior chosen does matter, and has to be understood when assessing the meaning of the derived constraints. Usually a uniform prior in w_0 and w_a is used for the DETF form, Eq. (4). The analogue for our parameterization is to be uniform in the relatively well-determined ε_s , but we show what variations in the measure on it do, e.g., using $\sqrt{|\varepsilon_s|}$ or disallowing phantom trajectories, $\varepsilon_s > 0$. The measure for each of the other two parameters is also taken to be uniform. (Our physics-based parameterization leads to an approximate “consistency relation” between w_0 and w_a , a strong prior relative to the usual uniform one.)

In § 2, we manipulate the dynamic equations for quintessence and phantom fields to derive our approximate solution, $w_{\text{de}}(a|\varepsilon_s, \varepsilon_{\phi\infty}, \zeta_s, \Omega_{m0})$. We show how well this formula works in reproducing full trajectories computed for a variety of potentials. In § 4 we describe our extension of the CosmoMC program package (Lewis & Bridle 2002) to treat our parameterized DE and the following updated cosmological data sets: Type Ia Supernova (SN), galaxy power spectra that probe large scale structure (LSS), weak lensing (WL), Cosmic Microwave Background (CMB), and Lyman- α forest (Ly α). The present-day data are used to constrain our dynamical $w_{\text{de}}(a)$. In § 5, we investigate how future observational cosmology surveys can sharpen the constraints on

$w_{\text{de}}(a|\varepsilon_s, \varepsilon_{\phi\infty}, \zeta_s, \Omega_{m0})$. We restrict our attention to flat universes. We discuss our results in § 6.

2. LATE-INFLATION TRAJECTORIES AND THEIR PARAMETERIZATION

2.1. The Field Equations in Terms of Equations of State

We assume the dark energy is the energy density of a quintessence (or phantom) field, with a canonical kinetic energy and an effective potential energy $V(\phi)$. This is derived from a Lagrangian density

$$\mathcal{L} = \pm \frac{1}{2} \partial_\mu \phi \partial^\mu \phi - V(\phi), \quad (5)$$

where $+$ is for quintessence ($-$ for phantom). Throughout this paper we adopt the $(+, -, -, -)$ metric signature. For homogeneous fields the energy density, pressure and equation of state are

$$\rho_\phi = \frac{1}{2} \Pi_\phi^2 + V(\phi), \quad p_\phi = \frac{1}{2} \Pi_\phi^2 - V(\phi), \quad (6)$$

$$1 + w_\phi \equiv \frac{\rho_\phi + p_\phi}{\rho_\phi} = \frac{\Pi_\phi^2}{\rho_\phi}, \quad \Pi_\phi \equiv \frac{d\phi}{dt}. \quad (7)$$

Since we identify the dark energy with an inflaton, we hereafter use ϕ as the subscript rather than “de”. The field ϕ does not have to be a fundamental scalar, it could be an effective field, an order parameter associated with some collective combination of fields. A simple way to include the phantom field case is to change the kinetic energy sign to minus, although thereby making it a ghost field with unpalatable properties even if it is the most straightforward way to get $1 + w_{\text{de}} < 0$.

The two scalar field equations, for the evolution of the field, $\dot{\phi} = \Pi_\phi$, and of the field momentum, $\dot{\Pi}_\phi = -3H\Pi_\phi - \partial V/\partial\phi$, transform to

$$\begin{aligned} \dot{\phi}/H &: \sqrt{\epsilon_\phi \Omega_\phi} = \pm d\psi/d\ln a, \quad \psi \equiv \phi/(\sqrt{2}M_{\text{p}}), \quad (8) \\ \dot{\Pi}_\phi/H &: \frac{d^2\psi}{(d\ln a)^2} + 3\left(1 - \frac{\epsilon}{3}\right) \frac{d\psi}{d\ln a} \\ &= \pm 3\sqrt{\epsilon_V \Omega_\phi} \sqrt{\Omega_\phi} \left(1 - \frac{\epsilon_\phi}{3}\right). \end{aligned} \quad (9)$$

The sign is arbitrary, depending upon whether the field rolls down the potential to larger ψ ($+$) or smaller ψ ($-$) as the universe expands. For definiteness we take it to be positive. The second equation can be recast into a first order equation for $d\ln \sqrt{\epsilon_\phi \Omega_\phi}/d\ln a$ which is implicitly used in what follows, we prefer to work instead with a first integral, the energy conservation equation (2).

As long as Π_ϕ is strictly positive, ψ is as viable a time variable as $\ln a$, although it only changes by $\sqrt{\epsilon_\phi \Omega_\phi}$ in an e-folding of a . Thus, along with trajectories in $\ln a$, we could reconstruct the late-inflaton potential $V(\phi)$ as a function of ϕ and the energy density as a function of the field:

$$\sqrt{\epsilon_V} \equiv -\frac{1}{2} \frac{d\ln V}{d\psi} = \frac{\sqrt{\epsilon_\phi}}{\sqrt{\Omega_\phi}} \left(1 + \frac{d\ln \epsilon_\phi/d\ln a}{6(1 - \epsilon_\phi/3)}\right), \quad (10)$$

$$\sqrt{\epsilon_E} \equiv -\frac{1}{2} \frac{d\ln \rho_\phi}{d\psi} = \frac{\sqrt{\epsilon_\phi}}{\sqrt{\Omega_\phi}}. \quad (11)$$

$$(12)$$

These “constraint” equations require knowledge of both ϵ_ϕ and Ω_ϕ , but the latter runs according to

$$\frac{1}{2} \frac{d \ln[\Omega_\phi^{-1} - 1]}{d \ln a} = \epsilon_\phi - \epsilon_m, \quad (13)$$

hence is functionally determined. Eq. (13) is obtained by taking the difference of Eqs. (2) and (3) and grouping all Ω_ϕ terms on the left hand side.

For early universe inflation with a single inflaton, $\Omega_\phi = 1$, and $\epsilon_\phi = \epsilon_E = \epsilon$. The field momentum therefore obeys the relation $\Pi_\phi = -2M_{\text{p}}^2 \partial H / \partial \phi$, which is derived more generally from the momentum constraint equation of general relativity (Salopek & Bond 1990).

2.2. A Re-expressed Equation Hierarchy Conducive to Approximation

The field equations form a complete system if $V(\psi)$ is known, but what we wish to do is to learn about V . So we follow the running of a different grouping of variables, namely the differential equations for the set of parameters $\sqrt{\epsilon_\phi}$ and $\sqrt{\epsilon_V \Omega_\phi}$, with a third equation for the running of Ω_ϕ , Eq. (13):

$$\frac{d\sqrt{\epsilon_\phi}}{d \ln a} = 3(\sqrt{\epsilon_V \Omega_\phi} - \sqrt{\epsilon_\phi})(1 - \epsilon_\phi/3), \quad (14)$$

$$\frac{d \ln \sqrt{\epsilon_V \Omega_\phi}}{d \ln a} = (\epsilon_\phi - \epsilon_m)(1 - \Omega_\phi) + 2\gamma \sqrt{\epsilon_\phi} \sqrt{\epsilon_V \Omega_\phi}. \quad (15)$$

The reason for choosing Eq. (15) for $\sqrt{\epsilon_V \Omega_\phi}$ rather than the simpler running equation in $\sqrt{\epsilon_V}$

$$\frac{1}{2} d \ln \sqrt{\epsilon_V} / d \ln a = \gamma \sqrt{\epsilon_\phi} \sqrt{\epsilon_V \Omega_\phi}, \quad (16)$$

is because we must allow for the possibility that the potential could be steep in the early universe, so ϵ_V may be large, even though the allowed steepness now is constrained. For tracking models where a high redshift attractor with constant w_ϕ exists, $\epsilon_V \Omega_\phi$ tends to a constant, and is nicely bounded, allowing better approximations.

(The $\phi \rightarrow -\phi$ symmetry allows us to fix the $\pm\sqrt{\epsilon_\phi}$ and $\pm\sqrt{\epsilon_V \Omega_\phi}$ ambiguity to the positive sign. For phantom energy, we use the negative sign, in Eqs. (14-16). In these equations, we have restricted ourselves to fields that always roll down for quintessence, or up for phantom. The interesting class of oscillating quintessence models (Kaloper & Sorbo 2006; Dutta & Scherrer 2008) are thus not considered.)

These equations are not closed, but depend upon a potential shape parameter γ , defined by

$$\gamma \equiv \frac{\partial^2 \ln V / \partial \psi^2}{(\partial \ln V / \partial \ln \psi)^2}. \quad (17)$$

It is related to the effective mass-squared in H^2 units through

$$m_{\phi, \text{eff}}^2 / H^2 = 6(1 + \gamma) \epsilon_V \Omega_\phi (1 - \epsilon_\phi/3), \quad (18)$$

Determining how γ evolves involves yet higher derivatives of $\ln V$, ultimately an infinite hierarchy unless the hierarchy is closed by specific forms of V . However, although not closed in $\sqrt{\epsilon_V \Omega_\phi}$, the equations are conducive for

finding an accurate approximate solution, which we express in terms of a new time variable,

$$y \equiv \sqrt{\Omega_{\phi \text{app}}}, \quad \Omega_{\phi \text{app}} \equiv \frac{\rho_{\phi \text{eq}}}{\rho_m(a) + \rho_{\phi \text{eq}}} = \frac{(a/a_{\text{eq}})^3}{1 + (a/a_{\text{eq}})^3}, \quad (19)$$

where the subscript “eq” defines variables at the redshift of matter-DE equality:

$$a_{\text{eq}} \equiv (\rho_{m0}/\rho_{m, \text{eq}})^{1/3}, \quad \rho_{m, \text{eq}} = \rho_{\phi \text{eq}}, \quad \Omega_{\phi \text{eq}} = \Omega_{m, \text{eq}} = 1/2. \quad (20)$$

Thus y is an approximation to $\sqrt{\Omega_\phi}$, pivoting about the expansion factor a_{eq} in the small ϵ_ϕ limit. By definition $y_{\text{eq}} \equiv y|_{a=a_{\text{eq}}} = 1/\sqrt{2}$.

2.3. The Parameterized Linear and Quadratic Approximations

We now show how working with these running variables leads to a 1-parameter fitting formula, expressed in terms of

$$\varepsilon_s \equiv \pm \epsilon_V|_{a=a_{\text{eq}}}. \quad (21)$$

The 2-parameter fitting formula adds the asymptotic EOS factor

$$\varepsilon_{\phi\infty} \equiv \pm \epsilon_V \Omega_\phi|_{\infty}. \quad (22)$$

The minus sign in Eq. (21) and (22) is a convenient way to extend the parameterization to cover the phantom case. Here ∞ refers to the $a \ll 1$ limitⁱⁱⁱ. The asymptotic equality of our 2 key variables is derived, not imposed, a consequence of the attractor. In addition, if the initial field momentum is far from the attractor, it would add another variable, but the damping to the attractor goes like a^{-6} in ϵ_ϕ , hence should be well established before we get to the observable regime for trajectories.

The 3-parameter form involves, in addition to these two, a parameter which is a curious relative finite difference of $d\sqrt{\epsilon_V \Omega_\phi}/dy$ about $y_{\text{eq}}/2$:

$$\zeta_s \equiv \frac{d\sqrt{\epsilon_V \Omega_\phi}/dy|_{\text{eq}} - d\sqrt{\epsilon_V \Omega_\phi}/dy|_{\infty}}{d\sqrt{\epsilon_V \Omega_\phi}/dy|_{\text{eq}} + d\sqrt{\epsilon_V \Omega_\phi}/dy|_{\infty}}. \quad (23)$$

The physical content of the “running parameter” ζ_s is more complicated than that of ε_s and $\varepsilon_{\phi\infty}$. It is related not only to the second derivative of $\ln V$, through γ , thus extending the slope parameter ε_s to another order, but also to the field momentum. As we mentioned in the introduction, the small stretch of the potential surface over which the late-inflaton moves in the observable range make it difficult to determine the second derivative of $\ln V$ from the data (§ 6. In thawing models, for which the field momentum locally traces the slope of $\ln V$, the dependence of ζ_s on the field momentum can be eliminated. However, if the field momentum is sufficiently small, w_ϕ does not respond to $d^2 \ln V / d\phi^2$. We discuss these cases in § 6.

What we demonstrate is that a relation linear in y ,

$$\sqrt{\epsilon_V \Omega_\phi} \approx \sqrt{\varepsilon_{\phi\infty}} + (\sqrt{\varepsilon_s} - \sqrt{2\varepsilon_{\phi\infty}})y, \quad (24)$$

ⁱⁱⁱ For tracking models at high redshift, the asymptotic $\varepsilon_{\phi\infty}$ is $\propto \epsilon_m$, and so varies by a factor of 3/4 from the radiation-dominated era to the matter-dominated era. In practice we actually use $|\varepsilon_{\phi\infty}|/\epsilon_m$ as the parameter in our MCMC calculations, hence $\frac{|\varepsilon_{\phi\infty}|}{\epsilon_m} \epsilon_m \text{sgn}(\varepsilon_s)$ replaces $\varepsilon_{\phi\infty}$ in our w_ϕ parametrization.

is a suitable approximation. It yields the 2-parameter formula for ϵ_ϕ , which maintains the basic form linear in parameters,

$$\sqrt{\epsilon_\phi} \approx \sqrt{\epsilon_{\phi\infty}} + (\sqrt{\epsilon_s} - \sqrt{2\epsilon_{\phi\infty}}) F\left(\frac{a}{a_{\text{eq}}}\right), \quad (25)$$

with

$$F(x) \equiv \frac{\sqrt{1+x^3}}{x^{3/2}} - \frac{\ln[x^{3/2} + \sqrt{1+x^3}]}{x^3}. \quad (26)$$

The 1-parameter case has $\sqrt{\epsilon_{\phi\infty}}$ set to zero, hence the simple $\sqrt{\epsilon_V \Omega_\phi} \approx \sqrt{\epsilon_s \Omega_{\phi\text{app}}}$ and $\epsilon_\phi = \epsilon_s F^2(a/a_{\text{eq}})$, which we regard as the logical physically-motivated improvement to the conventional single- w_0 parameterization, $1+w = (1+w_0)F^2(a/a_{\text{eq}})/F^2(1/a_{\text{eq}})$.

The approximation for the 3-parameter formula adds a quadratic correction in y :

$$\sqrt{\epsilon_V \Omega_\phi} \approx \sqrt{\epsilon_{\phi\infty}} + (\sqrt{\epsilon_s} - \sqrt{2\epsilon_{\phi\infty}}) y \left[1 - \zeta_s \left(1 - \frac{y}{y_{\text{eq}}} \right) \right], \quad (27)$$

and a more complex form for the DE trajectories,

$$\sqrt{\epsilon_\phi} = \sqrt{\epsilon_{\phi\infty}} + (\sqrt{\epsilon_s} - \sqrt{2\epsilon_{\phi\infty}}) \left[F\left(\frac{a}{a_{\text{eq}}}\right) + \zeta_s F_2\left(\frac{a}{a_{\text{eq}}}\right) \right], \quad (28)$$

with

$$F_2(x) \equiv \sqrt{2} \left[1 - \frac{\ln(1+x^3)}{x^3} \right] - F(x). \quad (29)$$

To cover the phantom case, we put absolute values everywhere that ϵ_s and $\epsilon_{\phi\infty}$ appears, and multiply $1+w_{\text{de}}$ by the sign, $\text{sgn}(\epsilon_s) = \text{sgn}(\epsilon_{\phi\infty})$.

2.4. Asymptotic Properties of $V(\phi) \propto \sqrt{\epsilon_{\phi\infty}}$

The class of quintessence/phantom models where the field is slow-rolling in the late-universe accelerating phase is of primary interest. Qualitatively this implies $\epsilon_\phi \ll 1$ at low redshift, but we would like to have a parametrization covering a larger prior space allowing for higher ϵ_ϕ and $|d\psi/d\ln a|$, and let observations determine the allowed speed of the roll. Therefore we also include moderate-roll models in our parametrization, making sure our approximate formula covers well trajectories with values of $|1+w_\phi|$ which extend up to 0.5 and ϵ_ϕ to 0.75 at low redshift.

At high redshift the properties of the potential are poorly constrained by observations, and we have a very large set of possibilities to contend with. Since the useful data for constraining DE is at the lower redshifts, what we really need is just a reasonable shutoff at high redshift. One way we tried in early versions of this work was just to cap ϵ_ϕ at some $\epsilon_{\phi\infty}$ at a redshift well beyond the probe regime. Here we still utilize a cap as a parameter, but let physics be the guide to how it is implemented so that the ϵ_ϕ trajectories smoothly join higher to lower redshifts.

The way we choose to do this here is to restrict our attention to tracking and thawing models for which the asymptotic forms are easily parameterized. Tracking models have an early universe attractor which implies ϵ_ϕ indeed becomes a constant $\epsilon_{\phi\infty}$, which is smaller than

ϵ_m . If we apply this attractor to equation (14), we obtain $\sqrt{\epsilon_V \Omega_\phi}$ is constant at high redshift, equaling our $\sqrt{\epsilon_{\phi\infty}}$. By definition, thawing models have $\epsilon_{\phi\infty} = 0$.

Consider the two high redshift possibilities exist for the tracking models. One has $\epsilon_\phi = \epsilon_m$, which, when combined with equation (15), implies the potential structure parameter γ vanishes, hence one gets an an exponential potential as an asymptotic solution for V , as discussed in Copeland et al. (1998); Liddle & Scherrer (1999) and Copeland et al. (2006). Another possibility has $\epsilon_\phi < \epsilon_m$, hence from Eq. (15) we obtain $\gamma = (\epsilon_m - \epsilon_\phi)/(2\epsilon_\phi)$ is a positive constant. Solving this equation for γ yields a negative power-law potential, $V \propto \psi^{-1/\gamma}$. For both cases, we must have an asymptotically constant $\gamma \geq 0$ to give a constant

$$\epsilon_{\phi\infty} \rightarrow \epsilon_m/(1+2\gamma_\infty), \quad (30)$$

where γ_∞ is the high redshift limit of the shape parameter Eq. (17). This also shows why $\epsilon_{\phi\infty}/\epsilon_m$ is actually a better parameter choice than $\epsilon_{\phi\infty}$, since the ratio is conserved as the matter EOS changes.

The difference between tracking and thawing models is not only quantitative, but is also qualitative. For tracking models, the asymptotic limit $\sqrt{\epsilon_{\phi\infty}}$ has a dual interpretation. One is that the shape of potential has to be properly chosen to have the asymptotic limit of the right hand side of

$$\sqrt{\epsilon_{\phi\infty}} \rightarrow \sqrt{\epsilon_V \Omega_\phi}|_\infty = -\frac{1}{2} \frac{d \ln V}{d \psi} |_ \infty \sqrt{\Omega_{\phi\infty}}, \quad (31)$$

existing. We already know how to choose the potential – it has to be asymptotically either an exponential or a negative power-law. Another interpretation directly relates $\sqrt{\epsilon_{\phi\infty}}$ to the property of the potential through Eq. (30). In the thawing scenario, Eq. (15) is trivial, and the shape parameter γ is no longer tied to the vanishing $\epsilon_{\phi\infty}$, though Eq. (31) still holds.

For phantom models the motivation for tracking solutions is questionable. We nevertheless allow for reciprocal ϵ_ϕ -trajectories as for quintessence, just flipping the sign to extend the phenomenology to $1+w_\phi < 0$, as has become conventional in DE papers. What we do not do, however, is try to parameterize trajectories that cross $\epsilon_\phi = 0$, as is done in the DETF w_0 - w_a phenomenology (see Fig. 1).

2.5. The Two-Parameter $w_\phi(a|\epsilon_s, \epsilon_{\phi\infty})$ -Trajectories

In the slow-roll limit, ϵ_V does not vary much. As mentioned above, we use $\epsilon_s \equiv \pm \epsilon_{V,\text{eq}}$ evaluated at the equality of matter and dark energy to characterize the (average) slope of $\ln V$ at low redshift, and Ω_{m0} or h as a way to encode the actual value of the potential V_0 at zero redshift. To model $V(\phi)$ at high redshift for both tracking models and thawing models, we use the interpretation (31) characterized by the “tracking parameter” $\epsilon_{\phi\infty} = (\epsilon_V \Omega_\phi)|_\infty$, which is bounded by the tracking condition $0 \leq \epsilon_{\phi\infty}/\epsilon_m \leq 1$.

Eq. (14) shows that to solve for $\epsilon_\phi(a)$ one only needs to know $\sqrt{\epsilon_V \Omega_\phi}$ plus an initial condition, $\sqrt{\epsilon_{\phi\infty}}$, but that too is just $\sqrt{\epsilon_V \Omega_\phi}$ in the $a \rightarrow 0$ limit. We know as well $\sqrt{\epsilon_V \Omega_\phi}$ at a_{eq} , namely $\sqrt{\epsilon_s/2}$. If the rolling is

quite slow, ϵ_V will be nearly ϵ_s , and Ω_ϕ will be nearly $\Omega_{\text{app}} = y^2$, hence

$$\sqrt{\epsilon_V \Omega_\phi} \approx \sqrt{\epsilon_s \Omega_{\text{app}}} = \sqrt{\epsilon_s} y, \quad (32)$$

the 1-parameter approximation. But we are also assuming we know the $y = 0$ boundary condition, $\sqrt{\epsilon_V \Omega_\phi}|_\infty$ as well as this y_{eq} value. If we make the simplest linear- y relation through the two points, we get our first order approximation, Eq. (24), for $\sqrt{\epsilon_V \Omega_\phi}$.

To get the DE EOS w_ϕ , we need to integrate Eq. (14), with our $\sqrt{\epsilon_V \Omega_\phi}$ approximation. In facilitate this, we make another approximation,

$$(\sqrt{\epsilon_V \Omega_\phi} - \sqrt{\epsilon_\phi})(1 - \epsilon_\phi/3) \approx (\sqrt{\epsilon_V \Omega_\phi} - \sqrt{\epsilon_\phi}), \quad (33)$$

which is always a good one: at high redshift the tracking behaviour enforces $\sqrt{\epsilon_V \Omega_\phi} - \sqrt{\epsilon_\phi} \rightarrow 0$; and at low redshift $\epsilon_\phi/3 \ll 1$. The analytic solution for $\sqrt{\epsilon_\phi}$ retains the form linear in the two parameters, yielding Eq. (25), and hence the w_ϕ approximation

$$1 + w_\phi(a) \approx \frac{2}{3} [\sqrt{\epsilon_\phi} + (\sqrt{\epsilon_s} - \sqrt{2\epsilon_\phi}) F(\frac{a}{a_{\text{eq}}})]^2, \quad (34)$$

where F is defined in (26).

The three DE parameters a_{eq} , $\epsilon_{\phi\infty}$, and ϵ_s are related to Ω_{m0} through the constraint equation

$$\left[1 + \exp \left(2 \int_{a_{\text{eq}}}^1 (\epsilon_\phi - \epsilon_m) \frac{da}{a} \right) \right]^{-1} = 1 - \Omega_{m0} \quad (35)$$

obtained by integrating Eq. (13) from $a = a_{\text{eq}}$, where by definition $\Omega_{\phi,\text{eq}} = 1/2$, to today, $a = 1$, hence Ω_{m0} is actually quite a complex parameter, involving the entire $w_\phi(a; a_{\text{eq}}, \epsilon_s, \epsilon_{\phi\infty})/a$ history, as of course is $a_{\text{eq}}(\Omega_{m0}, \epsilon_s, \epsilon_{\phi\infty})$, which we treat as a derived parameter from the trajectories. The zeroth order solution for $a_{\text{eq}}(\Omega_{m0}, \epsilon_s, \epsilon_{\phi\infty})$ only depends upon Ω_{m0} :

$$a_{\text{eq}} \approx \left(\frac{\Omega_{m0}}{1 - \Omega_{m0}} \right)^{1/3}, \quad (36)$$

In conjunction with the approximate 2-parameter w_ϕ , (34), this a_{eq} completes our first approximation for DE dynamics.

2.6. The Three-parameter Formula

The linear approximation of $\sqrt{\epsilon_V \Omega_\phi}(y)$ and the zeroth order approximation for a_{eq} rely on the slow-roll assumption. For moderate-roll models ($|1 + w_\phi| \gtrsim 0.2$), the two-parameter approximation is often not sufficiently accurate, with errors sometimes larger than 0.01. We now turn to the improved 3-parameter fit to w_ϕ ; we need to considerably refine a_{eq} as well to obtain the desired high accuracy.

The quadratic expansion Eq. (27) of $\sqrt{\epsilon_V \Omega_\phi}$ in y leads to Eq. (28) for $\sqrt{\epsilon_\phi}$, in terms of the two functions F and F_2 of a/a_{eq} . Since ζ_s term is a ‘‘correction term’’, we impose a measure restriction on its uniform prior by requiring $|\zeta_s| \lesssim 1$. Thus $w_\phi(a; a_{\text{eq}}, \epsilon_s, \epsilon_{\phi\infty}, \zeta_s)$ follows, with the phantom paths covered by $\epsilon_{\phi,\text{phantom}}(a; \epsilon_s, \epsilon_{\phi\infty}, \zeta_s) = \text{sgn}(\epsilon_s) \epsilon_{\phi,\text{quintessence}}(a; |\epsilon_s|, |\epsilon_{\phi\infty}|, \zeta_s)$.

We also need to improve a_{eq} , using the constraint Eq. (35). We do not actually need the exact solution, but just a good approximation that works for $\Omega_{m0} \sim 0.3$. For example, the following fitting formula is sufficiently good (error $\lesssim 0.01$) for $0.1 < \Omega_{m0} < 0.5$:

$$\ln a_{\text{eq}}(\Omega_{m0}, \epsilon_s, \epsilon_{\phi\infty}, \zeta_s) = \frac{\ln [\Omega_{m0}/(1 - \Omega_{m0})]}{3 - \text{sgn}(\epsilon_s)\delta}, \quad (37)$$

where the correction to the index is

$$\begin{aligned} \delta \equiv & \left\{ \sqrt{|\epsilon_{\phi\infty}|} + [0.91 - 0.78\Omega_{m0} + (0.24 - 0.76\Omega_{m0})\zeta_s] \right. \\ & \times \left(\sqrt{|\epsilon_s|} - \sqrt{2|\epsilon_{\phi\infty}|} \right) \left. \right\}^2 \\ & + \left[\sqrt{|\epsilon_{\phi\infty}|} + (0.53 - 0.09\zeta_s) \left(\sqrt{|\epsilon_s|} - \sqrt{2|\epsilon_{\phi\infty}|} \right) \right]^2 \end{aligned} \quad (38)$$

3. EXACT DE PATHS FOR VARIOUS POTENTIALS COMPARED WITH OUR APPROXIMATE PATHS

Equations (28) and (37-38) define a three-parameter ansatz for $w_\phi = -1 + 2/3\epsilon_\phi$ (with an implicit fourth parameter for the energy scale, Ω_{m0}). We numerically solve $w_\phi(a)$ for a wide variety of quintessence and phantom models, and show our $w_\phi(a)$ formula follows the exact trajectories very well. This means we can compress this large class of theories into these few parameters.

The dark energy parameters ϵ_s , $\epsilon_{\phi\infty}$ and ζ_s are calculated using definitions (21), (22) and (23). We choose $z = 50$ to calculate the high-redshift quantities such as $\epsilon_V|_{a \ll 1}$. Unless otherwise specified, the initial condition is always chosen to be at $\ln a = -20$, roughly at the time of BBN, at which point the initial field momentum is set to be zero (although it quickly relaxes). The figures express ϕ in units of the reduced Planck Mass M_{p} , hence are $\sqrt{2}\psi$. The initial field value is denoted as ϕ_{ini} .

In the upper panel of Figure 2 we show that once the memory of the initial input field momentum is lost, our parameterization fits the numerical solution for a negative power-law potential quite well over a vast number of e-foldings, even if $1 + w$ is not small at low-redshift.

We know that in order to achieve both $w_\phi \sim w_m$ at high redshift, which can alleviate the dark energy coincidence problem, and also slow-roll at low redshift, the negative power-law potential (or exponential potential) needs modification to fit the low redshift. One of the best known examples of a potential that does this is motivated by supergravity (Brax & Martin 1999):

$$V(\phi) = V_0 \left(\frac{M_{\text{p}}}{\phi} \right)^\alpha \exp \left(\frac{\phi^2}{2M_{\text{p}}^2} \right), \quad (39)$$

where $\alpha \geq 11$. An example for a SUGRA model is shown in the middle panel of Figure 2: it fits quite well for the redshifts over which we have data, with some deviation once ϵ_ϕ exceeds unity at high redshift.

Another popular tracking model is the double exponential model, an example of which is given in the lower panel of Figure 2.

In Figures 3 we show how robust our parametrization is for slow-roll and moderate-roll cases, taking examples from a variety of examples of popular thawing models. The horizontal axis is now chosen to be linear in a , since

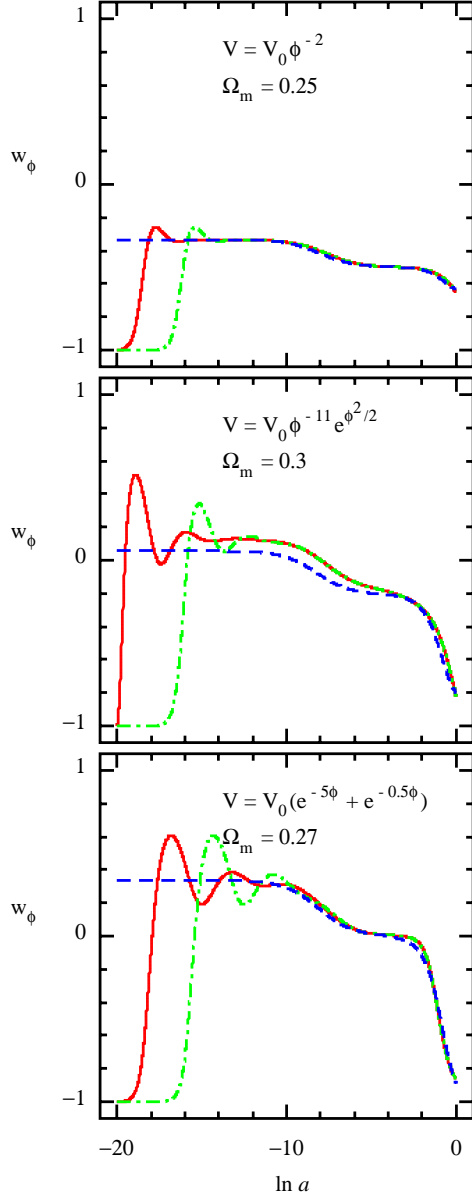


FIG. 2.— Examples of tracking models. The solid red lines and dot-dashed green lines are numerical solutions of w_ϕ with different ϕ_{ini} . Upper panel: $\phi_{\text{ini;red}} = 10^{-7} M_{\text{P}}$, and $\phi_{\text{ini;green}} = 10^{-6} M_{\text{P}}$. Middle panel: $\phi_{\text{ini;red}} = 0.01 M_{\text{P}}$, and $\phi_{\text{ini;green}} = 0.03 M_{\text{P}}$. Lower panel: $\phi_{\text{ini;red}} = -12.5 M_{\text{P}}$, and $\phi_{\text{ini;green}} = -10.5 M_{\text{P}}$. The dashed blue lines are $w(a)$ trajectories calculated with the three-parameter $w(a)$ ansatz (28). The rapid rise at the beginning is the a^{-6} race of ϵ_ϕ from our start of zero initial momentum towards the attractor.

there is no interesting early universe dynamics in thawing models. The different realizations of the w_ϕ trajectories are produced by choosing different values for the potential parameters – λ for the upper panel, and V_0 for the middle and lower panels. The initial values of ϕ are chosen to ensure $\Omega_\phi(a=1) = 1 - \Omega_{m0}$ is satisfied. We see that in general our $w\phi(a)$ parametrization works well up to $|1 + w| \sim 0.5$. The case shown in the bottom panel is the potential of a pseudo Nambu Goldstone boson, which has been much discussed for early universe inflation due to ϕ being an angular variable with a 2π shift symmetry that is easier to protect from acquiring large mass terms,

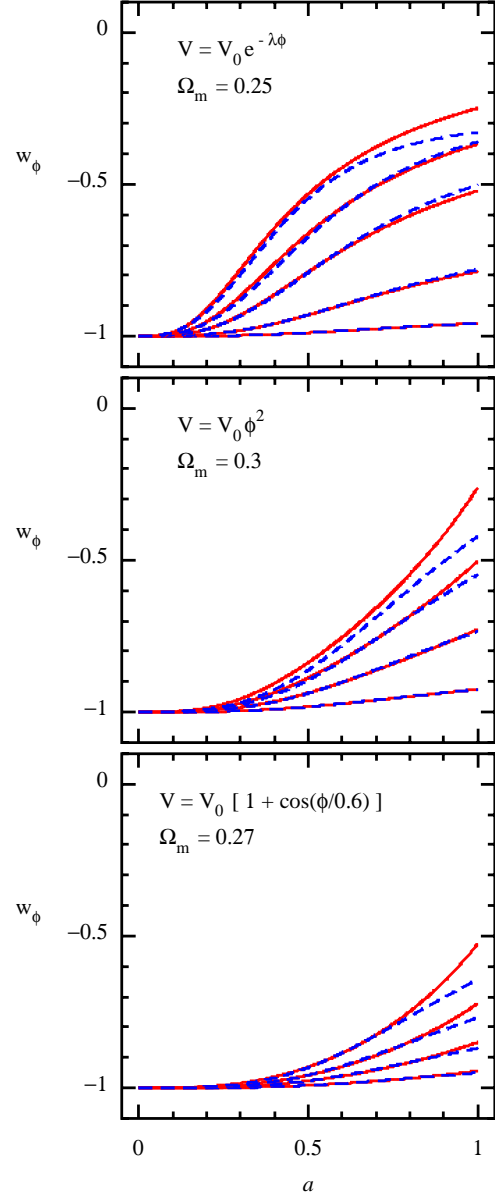


FIG. 3.— Examples of thawing models. The solid red lines are numerical solutions of w_ϕ . The dashed blue lines are calculated using the three-parameter $w(a)$ formula (28). See the text for more details.

and has been invoked for late universe inflation as well (e.g., Kaloper & Sorbo (2006)).

In Figure 4 we demonstrate how the parameter ζ_s improves our parametrization to sub-percent level. In the slow-roll regime, the ζ_s correction is small, and both the two- and three-parameter formulas can fit the numerical solution well. But the ζ_s correction becomes important in the moderate-roll regime.

The last example, shown in Figure 5, is a phantom model.

4. OBSERVATIONAL CONSTRAINTS

In this section we compile the updated cosmological data sets and use them to constrain the quintessence and phantom models.

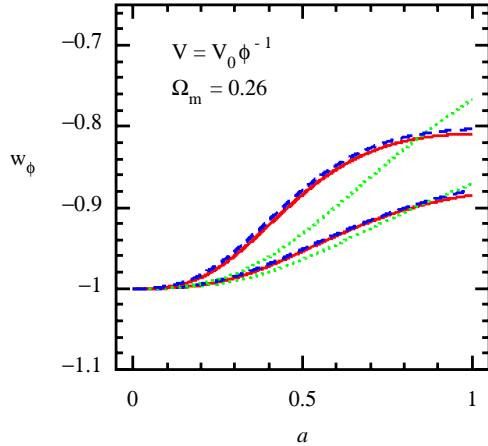


FIG. 4.— An example showing how the ζ_s parameter improves our parametrization in the moderate-roll case. The solid red lines are numerical solutions of w_ϕ . The dashed blue lines are $w(a)$ trajectories calculated with the three-parameter ansatz (28). The dotted green lines are two-parameter approximations obtained by forcing $\zeta_s = 0$.

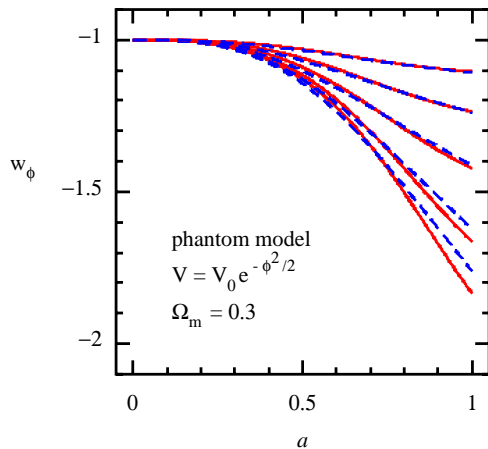


FIG. 5.— An example of phantom model. The solid red lines are numerical solutions of w_ϕ . The dashed blue lines are $w(a)$ trajectories calculated with the three-parameter $w(a)$ formula (28).

4.1. Current Data Sets Used

For each of the data sets used in this paper we either wrote a new module to calculate the likelihood or modified the CosmoMC likelihood code to include dynamic w models.

Cosmic Microwave Background (CMB)

Our complete CMB data sets include WMAP-7yr (Komatsu et al. 2010; Jarosik et al. 2010), ACT (The ACT Collaboration et al. 2010), BICEP (Chiang et al. 2010), QUaD (Castro et al. 2009), ACBAR (Reichardt et al. 2009; Kuo et al. 2007; Runyan et al. 2003; Goldstein et al. 2003), CBI (Sievers et al. 2007; Readhead et al. 2004a,b; Pearson et al. 2003), BOOMERANG (Jones et al. 2006; Piacentini et al. 2006; Montroy et al. 2006), VSA (Dickinson et al. 2004), and MAXIMA (Hanany et al. 2000).

For high resolution CMB experiments we need to take account of other sources of power beyond the primary CMB. We always include the CMB lensing contribution even though with current data its influence is not yet strongly detected (Reichardt et al. 2009). For most high resolution data sets, radio sources have been subtracted and residual contributions have been marginalized over (The ACT Collaboration et al. 2010). However, other frequency-dependent sources will be lurking in the data, and they too should be marginalized over. We follow a well-worn path for treating the thermal Sunyaev-Zeldovich (SZ) secondary anisotropy (Sunyaev & Zeldovich 1972, 1980): we use a power template from a gasdynamical cosmological simulation (with heating only due to shocks) described in (Bond et al. 2002; Bond et al. 2005) with an overall amplitude multiplier A_{SZ} , as was used in the CBI and ACBAR papers. This template does not differ by much from the more sophisticated ones obtained by Battaglia et al. (2010) that include cooling and feedback. Other SZ template choices with different shapes and amplitudes (Komatsu & Seljak 2002; Sehgal et al. 2010) have been made by WMAP and ACT and SPT, and as a robustness alternative by CBI. A key result is that as long as the “nuisance parameter” A_{SZ} is marginalized, other cosmological parameters do not vary much as the SZ template changes. We make no other use of A_{SZ} here, although it can encode the tension between the cosmology derived from the CMB primary anisotropy and the predictions for the SZ signal in that cosmology.

In addition to thermal SZ, there are a number of other sources: kinetic SZ with a power spectrum whose shape roughly looks like the thermal SZ one (Battaglia et al. 2010); sub-mm dusty galaxy sources, which have clustering contributions in addition to Poisson fluctuations. Thermal SZ is a small effect at WMAP and Boomerang resolution. At CBI’s 30 GHz, kinetic SZ is small compared with thermal SZ, but it is competitive at ACBAR, QUaD’s and ACT’s 150 GHz and of course dominates at the ~ 220 GHz thermal-SZ null, but the data is such that little would be added by separately modelling the frequency dependence and shape difference of it, so de facto it is bundled into the generic A_{SZ} of the frequency-scaled thermal-SZ template. We chose not to include the SPT data in our treatment because the influence of the sub-mm dusty galaxy sources should be simultaneously modelled, and where its band-powers lie (beyond $\ell \sim 2000$), the primary SZ power is small.

Type Ia Supernova (SN)

We use the Kessler et al. (2009) data set, which combines the SDSS-II SN samples with the data from the ESSENCE project (Miknaitis et al. 2007; Wood-Vasey et al. 2007), the Supernova Legacy Survey (SNLS) (Astier et al. 2006), the Hubble Space Telescope (HST) (Garnavich et al. 1998; Knop et al. 2003; Riess et al. 2004, 2007), and a compilation of nearby SN measurements. Two light

TABLE 1
WEAK LENSING DATA SETS

Data sets	A_{eff} (deg ²)	n_{eff} (arcmin ⁻²)
COSMOS ^a	1.6	40
CFHTLS-wide ^b	22	12
GaBODS ^c	13	12.5
RCS ^d	53	8
VIRMOS-DESCART ^e	8.5	15

^a Massey et al. (2007); Lesgourgues et al. (2007).

^b Hoekstra et al. (2006); Schimd et al. (2007).

^c Hoekstra et al. (2002); Hoekstra et al. (2002).

^d Hoekstra et al. (2002); Hoekstra et al. (2002).

^e Van Waerbeke et al. (2005); Schimd et al. (2007).

curve fitting methods, MLCS2K2 and SALT-II, are employed in Kessler et al. (2009). The different assumptions about the nature of the SN color variation lead to a significant apparent discrepancy in w . For definiteness, we choose the SALT-II-fit results in this paper, but caution that if we had tried to assign a systematic error to account for the differences in the two methods the error bars we obtain would open up, and the mean values for $1+w$ may not centre as much around zero as we find.

Large Scale Structure (LSS)

The LSS data are for the power spectrum of the Sloan Digital Sky Survey Data Release 7 (SDSS-DR7) Luminous Red Galaxy (LRG) samples (Reid et al. 2009). We have modified the original LSS likelihood module to make it compatible with time-varying w models.

Weak Lensing (WL)

Five WL data sets are used in this paper. The effective survey area A_{eff} and galaxy number density n_{eff} of each survey are listed in Table 1.

For the COSMOS data, we use the CosmoMC plug-in written by Julien Lesgourgues (Lesgourgues et al. 2007) with our modifications for dynamic dark energy models.

For the other four weak lensing data sets we use the covariance matrices given by Benjamin et al. (2007). To calculate the likelihood we wrote a CosmoMC plug-in code. We take the best fit parameters α, β, z_0 for $n(z) \propto (z/z_0)^\alpha \exp[-(z/z_0)^\beta]$, and marginalize over z_0 , assuming a Gaussian prior with a width such that the mean redshift z_m has an uncertainty of $0.03(1+z_m)$. We have checked that further marginalizing over other $n(z)$ parameters (α and β) has no significant impact (DeLope Amigo et al. 2009).

Lyman- α Forest (Ly α)

Two Ly α data sets are applied: i) the set from Viel et al. (2004) consisting of the LUQAS sample (Kim et al. 2004) and the data given in Croft et al. (2002); ii) the SDSS Ly α data presented in McDonald et al. (2005) and McDonald et al. (2006). To calculate the likelihood we interpolate the χ^2 table in a three dimensional parameter space, where the three parameters are amplitude,

index, and the running of linear CDM power spectrum at pivot $k = 0.9h \text{ Mpc}^{-1}$.

Other Constraints

We have also used in CosmoMC the following observational constraints: i) the distance-ladder constraint on Hubble parameter, obtained by the Hubble Space Telescope (HST) Key Project (Riess et al. 2009); ii) constraints from the Big Bang Nucleosynthesis (BBN): $\Omega_{b0}h^2 = 0.022 \pm 0.002$ (Gaussian prior) and $\Omega_\Lambda(z = 10^{10}) < 0.2$ (see Steigman 2006; O’Meara et al. 2006; Ferreira & Joyce 1997; Bean et al. 2001; Copeland et al. 2006); iii) an isotopic constraint on the age of universe $10\text{Gyr} < \text{Age} < 20\text{Gyr}$ (see e.g. Dauphas 2005). For the combined data sets, none of these add much. They are useful if we are looking at the impact of the various data sets in isolation on constraining our parameters.

4.2. CosmoMC Results for Current Data

Using our modified CosmoMC, we ran Markov Chain Monte Carlo (MCMC) calculations to determine the likelihood of cosmological parameters, which include the standard six, A_s and our DE parameters, w_0 - w_a for Fig. 1 and the new ones ε_s , $|\varepsilon_{\phi\infty}|/\epsilon_m$ and ζ_s for most of the rest. Here we use $|\varepsilon_{\phi\infty}|/\epsilon_m$ as a fundamental parameter to eliminate the dependence of $\varepsilon_{\phi\infty}$ on ϵ_m and the sign of ε_s , whereas $\varepsilon_{\phi\infty}$ adjusts as one evolves from a relativistic to non-relativistic matter EOS. The main results are summarized in Table 2. The basic six are: $\Omega_{b0}h^2$, proportional to the current physical density of baryons; $\Omega_{c0}h^2$, the physical cold dark matter density; θ , the angle subtended by sound horizon at “last scattering” of the CMB, at $z \sim 1100$; $\ln A_s$, with A_s the primordial scalar metric perturbation power evaluated at pivot wavenumber $k = 0.002\text{Mpc}^{-1}$; n_s , the spectral index of primordial scalar metric perturbation; τ , the reionization Compton depth. The measures on each of these variables is taken to be uniform. Derived parameters include z_{re} , the reionization redshift; Age/Gyr, the age of universe in units of gigayears; σ_8 , today’s amplitude of the linear-extrapolated matter density perturbations over an top-hat spherical window with radius $8h^{-1}\text{Mpc}$. And, of great importance for DE, Ω_{m0} ; and H_0 in unit of $\text{km s}^{-1}\text{Mpc}^{-1}$, which set the overall energy scale of late-inflatons.

We begin with our versions of the familiar contour plots that show how the various data sets combine to limit the size of the allowed parameter regions. Figures 6 and 7 shows the best-fit cosmological parameters do depend on the specific subset of the data that is used. We find most cosmological parameters are stable when we vary the choice of data sets, The data making the largest differences are: the SDSS-DR7-LRG data driving Ω_m up, and the Ly α data driving σ_8 up. We take SN+CMB as a “basis”, for which $\Omega_{m0} = 0.267_{-0.018}^{+0.019}$ and $\sigma_8 = 0.817_{-0.021}^{+0.023}$. Adding LSS pushes Ω_{m0} to $0.292_{-0.010}^{+0.011}$; whether or not WL and Ly α are added or not is not that relevant, as Figure 6 shows. Ly α pushes σ_8 to $0.844_{-0.016}^{+0.015}$. These drifts of best-fit values are at the $\sim 2\sigma$, level in terms of the σ ’s derived from using all of the data sets, as is evident visually in Figure 6.

TABLE 2
COSMIC PARAMETER CONSTRAINTS: Λ CDM, w_0 -CDM, w_0 - w_a -CDM, ε_s - $\varepsilon_{\phi\infty}$ - ζ_s -CDM

	Λ CDM	$w = w_0$	$w=w_0+w_a(1-a)$	track+thaw	thaw
Current Data: CMB+LSS+WL+SN1a+Ly α					
$\Omega_{b0}h^2$	$0.0225^{+0.0004}_{-0.0004}$	$0.0225^{+0.0004}_{-0.0004}$	$0.0225^{+0.0004}_{-0.0004}$	$0.0225^{+0.0004}_{-0.0004}$	$0.0225^{+0.0004}_{-0.0004}$
$\Omega_{c0}h^2$	$0.1173^{+0.0020}_{-0.0019}$	$0.1172^{+0.0024}_{-0.0024}$	$0.1177^{+0.0025}_{-0.0023}$	$0.1174^{+0.0029}_{-0.0029}$	$0.1175^{+0.0023}_{-0.0022}$
θ	$1.042^{+0.002}_{-0.002}$	$1.042^{+0.002}_{-0.002}$	$1.042^{+0.003}_{-0.002}$	$1.042^{+0.003}_{-0.002}$	$1.0417^{+0.0021}_{-0.0021}$
τ	$0.089^{+0.014}_{-0.013}$	$0.090^{+0.015}_{-0.014}$	$0.088^{+0.014}_{-0.013}$	$0.090^{+0.015}_{-0.014}$	$0.088^{+0.015}_{-0.014}$
n_s	$0.96^{+0.01}_{-0.01}$	$0.96^{+0.01}_{-0.01}$	$0.96^{+0.01}_{-0.01}$	$0.96^{+0.01}_{-0.01}$	$0.958^{+0.011}_{-0.011}$
$\ln(10^{10}A_s)$	$3.24^{+0.03}_{-0.03}$	$3.24^{+0.03}_{-0.03}$	$3.24^{+0.03}_{-0.03}$	$3.24^{+0.03}_{-0.03}$	$3.239^{+0.033}_{-0.033}$
A_{SZ}	$0.56^{+0.11}_{-0.15}$	$0.56^{+0.11}_{-0.14}$	$0.57^{+0.11}_{-0.14}$	$0.56^{+0.11}_{-0.14}$	$0.56^{+0.11}_{-0.14}$
Ω_m	$0.292^{+0.011}_{-0.010}$	$0.294^{+0.012}_{-0.012}$	$0.293^{+0.012}_{-0.012}$	$0.293^{+0.015}_{-0.014}$	$0.293^{+0.013}_{-0.011}$
σ_8	$0.844^{+0.015}_{-0.016}$	$0.841^{+0.026}_{-0.026}$	$0.847^{+0.026}_{-0.026}$	$0.844^{+0.035}_{-0.036}$	$0.844^{+0.024}_{-0.023}$
z_{re}	$10.8^{+1.2}_{-1.1}$	$10.9^{+1.2}_{-1.2}$	$10.7^{+1.1}_{-1.1}$	$10.9^{+1.2}_{-1.2}$	$10.8^{+1.2}_{-1.2}$
H_0	$69.2^{+1.0}_{-1.0}$	$69.0^{+1.4}_{-1.4}$	$69.2^{+1.4}_{-1.4}$	$69.0^{+1.9}_{-1.8}$	$69.1^{+1.4}_{-1.4}$
w_0	...	$-0.99^{+0.05}_{-0.06}$	$-0.98^{+0.14}_{-0.11}$
w_a	$-0.05^{+0.35}_{-0.58}$
ε_s	$0.00^{+0.18}_{-0.17}$	$-0.00^{+0.27}_{-0.29}$
$ \varepsilon_{\phi\infty} /\epsilon_m$	$0.00^{+0.21+0.58}$...
ζ_s	n.c.	n.c.
Forecasted Data: Planck2.5yr + low- z -BOSS + CHIME + Euclid-WL + JDEM-SN					
$\Omega_{b0}h^2$	$0.02200^{+0.00007}_{-0.00007}$	$0.02200^{+0.00007}_{-0.00007}$	$0.02200^{+0.00007}_{-0.00008}$	$0.02200^{+0.00007}_{-0.00008}$	$0.02200^{+0.00007}_{-0.00007}$
$\Omega_{c0}h^2$	$0.11282^{+0.00024}_{-0.00023}$	$0.11280^{+0.00027}_{-0.00027}$	$0.11282^{+0.00026}_{-0.00029}$	$0.1128^{+0.0003}_{-0.0003}$	$0.1128^{+0.0003}_{-0.0003}$
θ	$1.0463^{+0.0002}_{-0.0002}$	$1.0463^{+0.0002}_{-0.0002}$	$1.0463^{+0.0003}_{-0.0002}$	$1.0463^{+0.0002}_{-0.0002}$	$1.0463^{+0.0002}_{-0.0002}$
τ	$0.090^{+0.003}_{-0.003}$	$0.090^{+0.004}_{-0.004}$	$0.090^{+0.004}_{-0.004}$	$0.090^{+0.005}_{-0.005}$	$0.090^{+0.004}_{-0.004}$
n_s	$0.970^{+0.002}_{-0.002}$	$0.970^{+0.002}_{-0.002}$	$0.970^{+0.002}_{-0.002}$	$0.970^{+0.002}_{-0.002}$	$0.970^{+0.002}_{-0.002}$
$\ln(10^{10}A_s)$	$3.115^{+0.008}_{-0.008}$	$3.115^{+0.009}_{-0.009}$	$3.115^{+0.009}_{-0.009}$	$3.115^{+0.010}_{-0.010}$	$3.115^{+0.009}_{-0.009}$
Ω_m	$0.260^{+0.001}_{-0.001}$	$0.261^{+0.002}_{-0.002}$	$0.260^{+0.003}_{-0.003}$	$0.2609^{+0.0022}_{-0.0022}$	$0.2605^{+0.0027}_{-0.0024}$
σ_8	$0.7999^{+0.0016}_{-0.0017}$	$0.7994^{+0.0023}_{-0.0025}$	$0.800^{+0.003}_{-0.003}$	$0.7992^{+0.0027}_{-0.0027}$	$0.7996^{+0.0026}_{-0.0029}$
z_{re}	$10.9^{+0.3}_{-0.3}$	$10.9^{+0.3}_{-0.3}$	$10.9^{+0.3}_{-0.3}$	$10.9^{+0.4}_{-0.4}$	$10.9^{+0.3}_{-0.3}$
H_0	$72.0^{+0.1}_{-0.1}$	$71.9^{+0.3}_{-0.3}$	$72.0^{+0.4}_{-0.4}$	$71.85^{+0.37}_{-0.29}$	$71.94^{+0.34}_{-0.36}$
w_0	...	$-1.00^{+0.01}_{-0.01}$	$-1.00^{+0.03}_{-0.03}$
w_a	$0.01^{+0.08}_{-0.08}$
ε_s	$0.005^{+0.031}_{-0.025}$	$0.008^{+0.056}_{-0.054}$
$ \varepsilon_{\phi\infty} /\epsilon_m$	$0.000^{+0.034+0.093}$...
ζ_s	n.c.	n.c.

Tracking + thawing models use $w_{de}(a|\varepsilon_s, \varepsilon_{\phi\infty}, \zeta_s)$ of Eq. (28). Thawing enforces $\varepsilon_{\phi\infty} = 0$. n.c. stands for “not constrained”. H_0 has units $\text{km s}^{-1}\text{Mpc}^{-1}$. θ is in radians/100. ϵ_m is 3/2 in the matter-dominated regime. $\varepsilon_{\phi\infty} = 3(1 + w_{\phi\infty})/2$.

TABLE 3
THE MARGINALIZED 68.3%, 95.4%, AND 99.7% CL
CONSTRAINTS ON ε_s UNDER DIFFERENT PRIOR
ASSUMPTIONS.

Prior	Constraint
flat prior on ε_s	$\varepsilon_s = 0.00^{+0.18+0.39+0.72}_{-0.17-0.44-0.82}$
flat prior on $\sqrt{ \varepsilon_s }$	$\varepsilon_s = 0.00^{+0.09+0.27+0.46}_{-0.07-0.28-0.52}$
thawing prior $\varepsilon_{\phi\infty} = 0$	$\varepsilon_s = 0.00^{+0.27+0.53+0.80}_{-0.29-0.61-0.98}$
slow-roll thawing $\varepsilon_{\phi\infty} = \zeta_s = 0$	$\varepsilon_s = -0.01^{+0.26+0.50+0.70}_{-0.28-0.59-0.86}$
quintessence $\varepsilon_s > 0$	$\varepsilon_s = 0.00^{+0.18+0.39+0.76}_{-0.17-0.44-0.82}$

Figure 7 shows how the combination of complementary data sets constrains ε_s and Ω_{m0} , the two key parameters that determine low-redshift observables. The label “All” refers to all the data sets described in this section, and “CMB” refers to all CMB data sets, and so forth. In Figure 9, marginalized 2D likelihood contours are shown for all our DE parameters. The left panel shows that the slope parameter ε_s and tracking parameter $\varepsilon_{\phi\infty}$ are both constrained. The constraint on ε_s limits how steep the potential could be at low redshift. The upper bound of $\varepsilon_{\phi\infty}$ indicates that the field can not be rolling too fast at intermediate redshift $z \sim 1$. The right panel shows that ζ_s is not constrained, and is almost uncorrelated with ε_s . This is because the current observational data favors

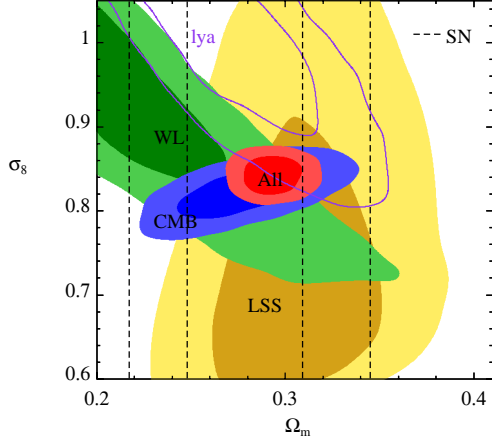


FIG. 6.— The marginalized 68.3% CL and 95.4% CL constraints on σ_8 and Ω_{m0} for the Λ CDM model vary with different choices of data sets. For each data set a HST constraint on H_0 and BBN constraint on $\Omega_{b0}h^2$ have been used.

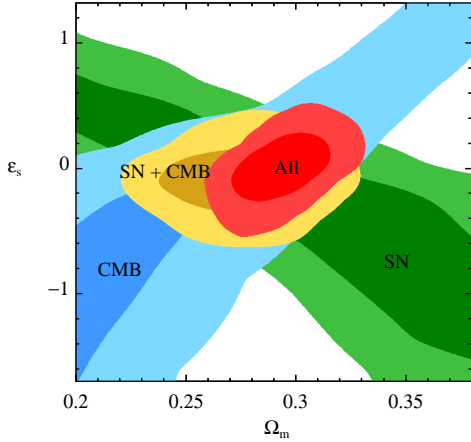


FIG. 7.— The marginalized 68.3% CL and 95.4% CL constraints on ε_s and Ω_{m0} , using different (combinations) of data sets. This is the key DE plot for late-inflaton models of energy scale, encoded by $1 - \Omega_{m0}$ and potential gradient defining the roll-down rate, $\sqrt{\varepsilon_s}$.

slow-roll ($|1 + w_\phi| \ll 1$), in which case the ζ_s correction in w_ϕ is very small. Another way to interpret this is that a slowly rolling field does not “feel” the curvature of potential. In Section 6 we will discuss the meaning and measurement of ζ_s in more detail.

Because of the correlation between ε_s and $\varepsilon_{\phi\infty}$, the marginalized likelihood of ε_s depends on the prior of $\varepsilon_{\phi\infty}$. On the other hand, the constraint on ε_s will also depend on the prior on ε_s itself. For example, we can apply a flat prior on $d \ln V / d\phi|_{a=a_{\text{eq}}}$, rather than a flat prior on the squared slope ε_s . Other priors we have tried are the “thawing prior” $\varepsilon_{\phi\infty} = 0$, the “quintessence prior” $\varepsilon_s > 0$, and “slow-roll thawing prior” $\varepsilon_{\phi\infty} = \zeta_s = 0$. The results are summarized in Table 3.

In Figure 8 we show the reconstructed trajectories of the dark energy EOS, Hubble parameter, distance moduli, and the growth factor D of linear perturbations. The w_ϕ information has also been compressed into a few bands with errors, although that is only to guide the eye. The off-diagonal correlation matrix elements between bands is large, encoding the coherent nature of

TABLE 4
FIDUCIAL MODEL USED IN
FUTURE DATA FORECASTS

$\Omega_{b0}h^2$	$\Omega_{c0}h^2$	h	σ_8	n_s	τ
0.022	0.1128	0.72	0.8	0.97	0.09

the trajectories. As well, the likelihood surface in all w_ϕ -bands is decidedly non-Gaussian, and should be characterized for this information to be statistically useful in constraining models by itself. The other variables shown involve integrals of w_ϕ , and thus are not as sensitive to detailed rapid change aspects of w_ϕ , which, in any case, our late-inflaton models do not give. The bottom panels show how impressive the constraints on trajectory bundles should become with planned experiments, a subject to which we now turn.

5. FUTURE DATA FORECASTS

In this section we discuss the prospects for further constraining the parameters of the new $w(a)$ parameterization using a series of forthcoming or proposed cosmological observations: from the Planck satellite CMB mission (Tauber 2005; Clavel & Tauber 2005; Planck Science Team 2009); from a JDEM (Joint Dark Energy Mission, Albrecht et al. (2006)) for Type Ia supernova observations; from a weak lensing survey by the Euclid satellite (Euclid Study Team 2009); and from future BAO data that could be obtained by combining low-redshift galaxy surveys with a redshifted-21-cm survey of moderate $z \sim 2$. The low-redshift galaxy surveys for BAO information can be achieved by combining a series of ground-based galaxy observations, such as BOSS (Schlegel et al. 2007). For the 21-cm survey, we assume a 200m \times 200m ground-based cylinder radio telescope (Chang et al. 2008; Peterson et al. 2009; Morales & Wyithe 2009), which is the prototype of the proposed experiment CHIME (Canadian Hydrogen Intensity Mapping Experiment).

5.1. The mock data sets

5.1.1. Planck CMB simulation

Planck 2.5 years (5 sky surveys) of multiple (CMB) channel data are used in the forecast, with the instrument characteristics for the channels used listed in Table 5 using Planck “Blue Book” detector sensitivities and the values given for the full width half maxima.

For a nearly full-sky (we use $f_{\text{sky}} = 0.75$) CMB experiment, the likelihood \mathcal{L} can be approximated with the following formula (Baumann et al. 2009):

$$\begin{aligned}
 -2 \ln \mathcal{L} = & \sum_{l=l_{\min}}^{l_{\max}} (2l+1) f_{\text{sky}} \\
 & \left[-3 + \frac{\hat{C}_l^{BB}}{\hat{C}_l^{BB}} + \ln \left(\frac{C_l^{BB}}{\hat{C}_l^{BB}} \right) \right. \\
 & + \frac{\hat{C}_l^{TT} C_l^{EE} + \hat{C}_l^{EE} C_l^{TT} - 2 \hat{C}_l^{TE} C_l^{TE}}{C_l^{TT} C_l^{EE} - (C_l^{TE})^2} \\
 & \left. + \ln \left(\frac{C_l^{TT} C_l^{EE} - (C_l^{TE})^2}{\hat{C}_l^{TT} \hat{C}_l^{EE} - (\hat{C}_l^{TE})^2} \right) \right], \quad (40)
 \end{aligned}$$

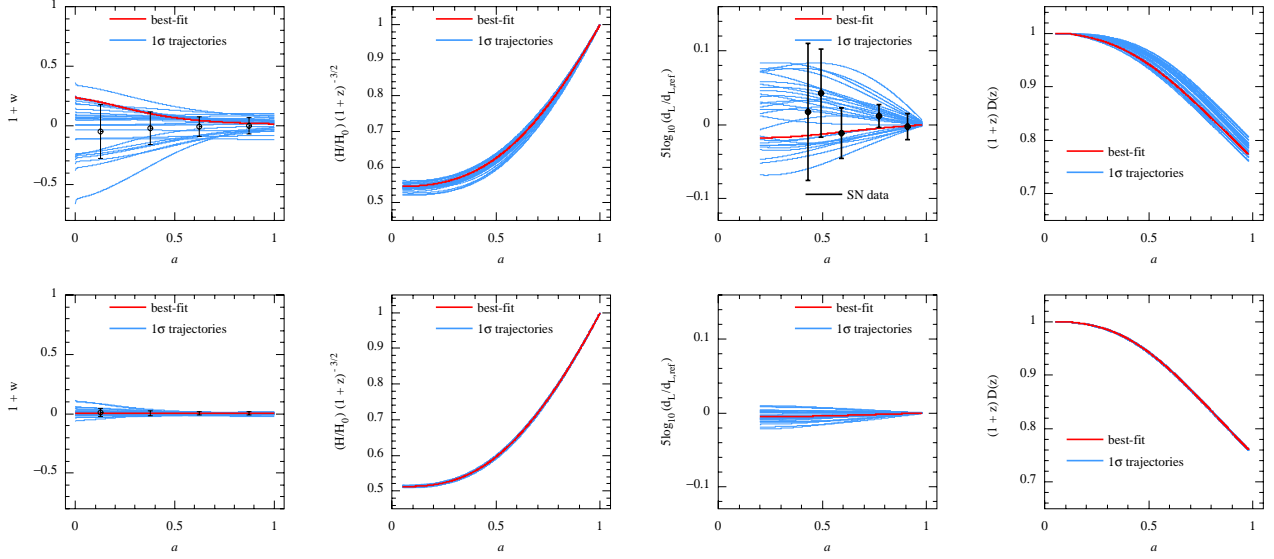


FIG. 8.— The best-fit trajectory (heavy curve) and a sample of trajectories that are within one-sigma (68.3% CL). In the upper panels the current data sets are used, and lower panels the forecast mock data. From left to right the trajectories are the dark energy equation of state, the Hubble parameter rescaled with $H_0^{-1}(1+z)^{3/2}$, the distance moduli with a reference Λ CDM model subtracted, and the growth factor of linear perturbation rescaled with a factor $(1+z)$ (normalized to be unit in the matter dominated regime). The current supernova data is plotted against the reconstructed trajectories of distance moduli. The error bars shown in the upper-left and lower-left panels are one- σ uncertainties of $1+w$ in bands $0 < a \leq 0.25$, $0.25 < a \leq 0.5$, $0.5 < a \leq 0.75$ and $0.75 < a \leq 1$.

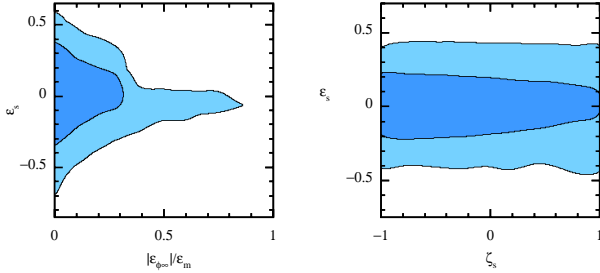


FIG. 9.— Marginalized 2D likelihood contours for our three DE parameters derived using “ALL” current observational data. The inner and outer contours are 68.3% CL and 95.4% CL contours. (We actually show $|\epsilon_{\phi\infty}|/\epsilon_m$ since that is the attractor whether one is in the relativistic $\epsilon_m = 2$ or non-relativistic $\epsilon_m = 3/2$ regime.)

TABLE 5
PLANK INSTRUMENT CHARACTERISTICS

Channel Frequency (GHz)	70	100	143
Resolution ^a (arcmin)	14	10	7.1
Sensitivity ^b - intensity (μK)	8.8	4.7	4.1
Sensitivity - polarization (μK)	12.5	7.5	7.8

^a Full width at half maximum (FWHM) assuming Gaussian beams.

^b This is for 30 months of integration.

where $l_{\min} = 3$ and $l_{\max} = 2500$ have been used in our calculation. Here, \hat{C}_l is the observed (or simulated input) angular power spectrum, and C_l is the theoretical power spectrum plus noise.

We use the model described in Dunkley et al. (2008) and Baumann et al. (2009) to propagate the effect of polarization foreground residuals into the estimated uncertainties on the cosmological parameters. For simplicity,

only the dominating components in the frequency bands we are using, i.e., the synchrotron and dust signals, are considered in our simulation. The fraction of the residual power spectra are all assumed to be 5%.

5.1.2. JDEM SN simulation

For the JDEM SN simulation, we use the model given by the Dark Energy Task Force (DETF) forecast (Albrecht et al. 2006), with roughly 2500 spectroscopic supernova at $0.03 < z < 1.7$ and 500 nearby samples. The apparent magnitude of SN is modelled as

$$m = M + 5 \log_{10} \left(\frac{d_L}{\text{Mpc}} \right) + 25 - \mu^L z - \mu^Q z^2 - \mu^S \delta_{\text{near}}, \quad (41)$$

where δ_{near} is unity for the nearby samples and zero otherwise.

There are four nuisance parameters in this model. The supernova absolute magnitude is expanded as a quadratic function $M - \mu^L z - \mu^Q z^2$ to account for the possible redshift dependence of the SN peak luminosity, where M is a free parameter with a flat prior over $-\infty < M < +\infty$; and for μ^L and μ^Q , Gaussian priors $\mu^{L,Q} = 0.00 \pm 0.03/\sqrt{2}$ (the “pessimistic” case in the DETF forecast) are applied. Finally, given that the nearby samples are obtained from different projects, an offset μ^S is added to the nearby samples only. For μ^S we apply a Gaussian prior $\mu^S = 0.00 \pm 0.01$.

The intrinsic uncertainty in the supernova absolute magnitude is assumed to be 0.1, to which an uncertainty due to a peculiar velocity 400 km/s is quadratically added.

5.1.3. BAO simulation

The “Baryon Acoustic Oscillations” (BAO) information can be obtained by combining a series of ground-based low-redshift galaxy surveys with a high-redshift

TABLE 6
21-CM BAO SURVEY
SPECIFICATIONS

Parameter	Specification
shot noise	$0.01h^3\text{Mpc}^{-3}$
survey area	$15,000\text{ deg}^2$
number of receivers	4000
integration time	4 years
cylinder telescope	$200\text{ m} \times 200\text{ m}$
antenna temperature	$50K$
bias	1

21-cm survey. We assume a fiducial galaxy survey with comoving galaxy number density $0.003h^3\text{Mpc}^{-3}$ and sky coverage $20,000\text{ deg}^2$, which is slightly beyond, but not qualitatively different from the specification of SDSS-III BOSS (Baryon Oscillation Spectroscopic Survey) project. The 21-cm BAO survey using a ground-based cylinder radio telescope has been studied by Chang et al. (2008); Peterson et al. (2009) and Seo et al. (2009). The specifications we have used are listed in Table 6.

For more details about the BAO forecast technique, the reader is referred to Seo & Eisenstein (2007) and Seo et al. (2009).

5.1.4. EUCLID Weak Lensing Simulation

We assume a weak lensing survey with the following “Yellow Book” EUCLID specifications (Euclid Study Team 2009):

$$f_{\text{sky}} = 0.5, \langle \gamma_{\text{int}}^2 \rangle^{1/2} = 0.35, \bar{n} = 40 \text{ galaxies/arcmin}^2, \quad (42)$$

where $\langle \gamma_{\text{int}}^2 \rangle^{1/2}$ is the intrinsic galaxy ellipticity, and \bar{n} is the average galaxy number density being observed. At high ℓ , the non-Gaussianity of the dark matter density field becomes important (Dore et al. 2009). For simplicity we use a ℓ -cutoff $\ell_{\text{max}} = 2500$ to avoid modelling the high- ℓ non-Gaussianity, which will provide more cosmic information, hence the weak lensing constraints shown in this paper are conservative.

We use a fiducial galaxy distribution,

$$n(z) \propto \left(\frac{z}{z_0}\right)^2 \exp \left[- \left(\frac{z}{z_0} \right)^{1.5} \right], \text{ with } z_0 = 0.6. \quad (43)$$

The galaxies are divided into four tomography bins, with the same number of galaxies in each redshift bin. The uncertainty in the median redshift in each redshift bin is assumed to be $0.004(1+z_m)$, where z_m is the median redshift in that bin.

In the ideal case in which the galaxy redshift distribution function is perfectly known, the formula for calculating weak lensing tomography observables and covariance matrices can be found in e.g. Ma et al. (2006). In order to propagate the uncertainties of photo- z parameters onto the uncertainties of the cosmological parameters, we ran Monte Carlo simulations to obtain the covariance matrices due to redshift uncertainties, which are then added to the ideal covariance matrices.

5.2. Results of the Forecasts

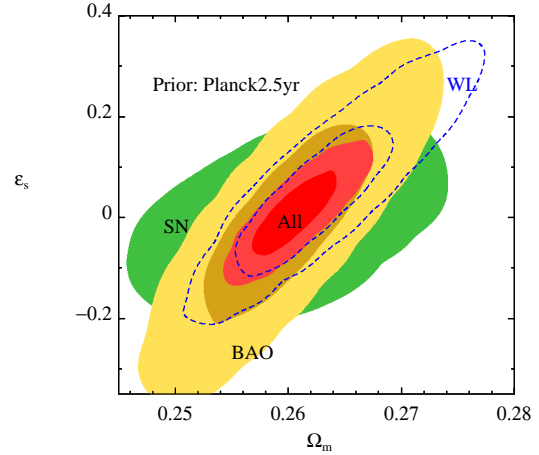


FIG. 10.— Marginalized 2D likelihood contours; Using mock data and assuming thawing prior ($\varepsilon_{\phi\infty} = 0$); The inner and outer contours of each color correspond to 68.3% CL and 95.4% CL, respectively. See the text for more details.

The constraints on cosmological parameters from future experiments are shown in Table 2 below those for current data. The future observations should improve the measurement of ε_s significantly – about five times better than the current best constraint. There is also a significant improvement on the upper bound of $\varepsilon_{\phi\infty}$, which together with the constraint on ε_s can be used to rule out many tracking models. The running parameter ζ_s remains unconstrained.

To compare different dark energy probes, in Figure 10 we plot the marginalized constraints on Ω_{m0} and ε_s for different data sets. To break the degeneracy between dark energy parameters and other cosmological parameters, we apply the Planck-only CMB constraints as a prior on each of the non-CMB data sets.

The forecasted BAO, WL, and SN results, when combined with the Planck prior, are all comparable. We note in particular that the ground-based BAO surveys deliver similar measurements at a fraction of the cost of the space experiments, although of course much useful collateral information will come from all of the probes.

The shrinkage in the allowed parameter space is visualized in Figure 8 through the decrease in area of the trajectory bundles from current to future data, showing trajectories of $1+w_\phi$ sampled down to the one-sigma level. We also show the mean and standard deviation of $1+w$ at the center of four uniform bands in a . As mentioned above, the bands are highly correlated because of the coherence of the trajectories, a consequence of their physical origin. We apply such band analyses to early (as well as late) universe inflation that encodes such smoothing theory priors in future papers.

Figure 8 also plots $(1+z)^{-3/2}(H/H_0) = \sqrt{\rho_{\text{tot}}a^3/\rho_{\text{tot},0}}$ trajectories, which are flat in the high redshift matter-dominated regime. They are less spread out than the w bundle because H depends upon an integral of w . One of the observable quantities measured with supernovae is the luminosity distance. What we plot is something more akin to relative magnitudes of standard candles, $5\log_{10}(d_L/d_{L,\text{ref}})$, in terms of $d_{L,\text{ref}}$, the luminosity distance of a reference Λ CDM model. For luminosity distance trajectories reconstructed with the current data

we choose a reference model with $\Omega_{m0} = 0.29$, which the SDSS LSS data drove us to; for forecasts, we chose $\Omega_{m0} = 0.26$, what the other current data is more compatible with, for the reference. Because the supernova data only measure the ratio of luminosity distances, for each trajectory we normalize $d_L/d_{L,\text{ref}}$ to be unit in the low-redshift limit by varying H_0 in the reference model. The error bars shown are for the current supernova data (Kessler et al. 2009), showing compatibility with ΛCDM , and, based upon the coherence of the quintessence-based prior and the large error bars, little flexibility in trying to fit the rise and fall of the data means.

The rightmost panels of Figure 8 shows the linear growth factor for dark matter fluctuations relative to the expansion factor, $(1+z)D(z)$. The normalization is such that it is unity in the matter-dominated regime. It should be determined quite precisely for the quintessence prior with future data.

6. DISCUSSION AND CONCLUSIONS

6.1. Slow-roll Thawing Models, Their One-parameter Approximation and the Burn-in to It

In slow-roll thawing models, to first order $w(z)$ only depends on two physical quantities: one determining “when to roll down”, quantified mostly by $1 - \Omega_{m0}$, and one determining “how fast to roll down”, quantified by the slope of the potential, *i.e.*, ε_s , since $\varepsilon_{\phi\infty} = 0$, and $\zeta_s \approx 0$:

$$1 + w_{\phi|\text{slowroll,thawing}} \approx \frac{2\varepsilon_s}{3} F^2\left(\frac{a}{a_{\text{eq}}}\right), \quad (44)$$

where F is an analytical function given by Eq. (26), and $a_{\text{eq}}|_{\text{slowroll,thawing}} \approx \left(\frac{\Omega_{m0}}{1-\Omega_{m0}}\right)^{1/[3-1.08(1-\Omega_{m0})\varepsilon_s]}$ to sufficient accuracy. We plot $F^2(x)$ in the left panel of Figure 11. It is zero in the small a regime and unity in the large a regime, and at a_{eq} is $F^2(1) = [\sqrt{2} - \ln(1 + \sqrt{2})]^2 \approx 0.284$. The right panel of Figure 11 plots the derivative dF^2/dx showing $|dw/da|$ maximizes around $a = a_{\text{eq}}$ (at redshift ~ 0.4). Three stages are evident in the significant time-dependence of dw/da : the Hubble-frozen stage at $a \ll a_{\text{eq}}$, where w has the asymptotic value -1 ; the thawing stage when the dark energy density is comparable to the matter component; and the future inflationary stage where dark energy dominates ($a \gg a_{\text{eq}}$) and a future attractor with $1 + w \rightarrow 2\varepsilon_s/3$ is approached, agreeing with the well-known early-inflation solution $1 + w = 2\varepsilon_V/3$.

Even with such models, there is in principle another parameter: the initial field momentum is unlikely to be exactly on the $\varepsilon_{\phi\infty} = 0$ attractor. In that case, $\dot{\phi}$ falls like a^{-3} until the attractor is reached, a “burn-in” phase. (Such burn-in phases are evident in Fig. 2 for tracking models.) In early work on parameterizing late-inflatons we added a parameter a_s to characterize when this drop towards the attractor occurred, and found it could be (marginally) constrained by the data to be small relative to the a -region over which the trajectories feel the DE-probing data. However, we decided to drop this extra parameter for this paper since the expectation of late-inflaton models is that the attractor would have been established long before the redshift range relevant for DE-probes.

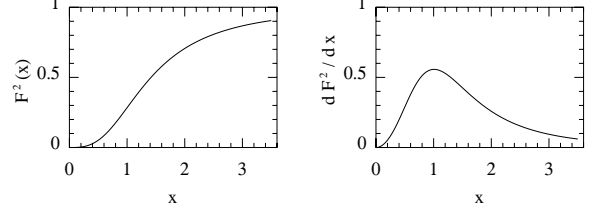


FIG. 11.— Left panel: the function $F^2(x)$ with $x = a/a_{\text{eq}}$ defined by Eq. (26). Right Panel: the derivative dF^2/dx , showing where w_{ϕ} changes most quickly in thawing models, namely near a_{eq} .

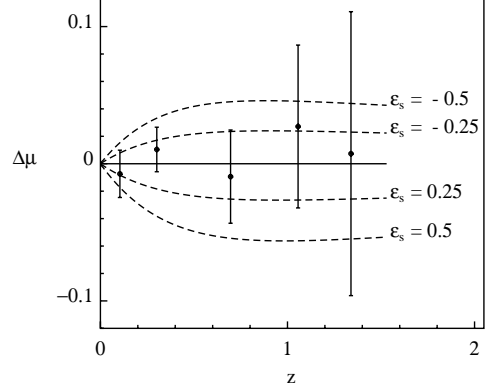


FIG. 12.— The dependence of distance moduli $\mu(z)$ on the slope parameter ε_s for slow-roll thawing models. The prediction of $\mu(z)$ from a reference ΛCDM model with $\Omega_{m0} = 0.29$ is subtracted from each line. The supernova samples are binned into redshift bins with bin width $\Delta z = 0.3$.

The 3-parameter, 2-parameter and 1-parameter fits all give about the same result for the statistics of ε_s derived from current data. Figure 12 illustrates why we find $\varepsilon_s \approx 0.0 \pm 0.28$. It shows the confrontation of banded supernova data on distance moduli defined by

$$\mu \equiv 25 + 5 \log_{10} \left(\frac{d_L}{\text{Mpc}} \right), \quad (45)$$

where d_L is the physical luminosity distance, with trajectories in μ with differing values of ε_s (for the h (or Ω_{m0}) values as described.) The current DE constraints are largely determined by SN, in conjunction with the $\Omega_m h^2$ -fixing CMB.

6.2. A w_0 - w_a Degeneracy for the Slow-roll Thawing Model Prior

The parameterization (44) can be simply related to the phenomenological w_0 - w_a parameterization by a first order Taylor series expansion about a redshift zero pivot:

$$1 + w_0 \equiv \frac{2}{3} \varepsilon_s F^2\left(\frac{1}{a_{\text{eq}}}\right), \quad (46)$$

and

$$w_a \equiv -\frac{2}{3} (\varepsilon_s/a_{\text{eq}}) \left. \frac{dF^2(x)}{dx} \right|_{x=1/a_{\text{eq}}}. \quad (47)$$

From formula (44), it follows that w_0 and w_a should satisfy the linear relation

$$1 + w_0 + w_a(1 - a^*) = 0, \quad (48)$$

where

$$a^* = 1 - \frac{\sqrt{1 + a_{\text{eq}}^3} - a_{\text{eq}}^3 \ln \left(\frac{1 + \sqrt{1 + a_{\text{eq}}^3}}{a_{\text{eq}}^{3/2}} \right)}{6a_{\text{eq}}^3 \left[\ln \left(\frac{1 + \sqrt{1 + a_{\text{eq}}^3}}{a_{\text{eq}}^{3/2}} \right) - \frac{1}{\sqrt{1 + a_{\text{eq}}^3}} \right]} \quad (49)$$

is roughly the scale factor where the field is unfrozen. Over the range of $0.17 < \Omega_m < 0.5$, this constraint equation (48) can be well-approximated by the formula

$$1 + w_0 + w_a \left(0.264 + \frac{0.132}{\Omega_{m0}} \right) = 0. \quad (50)$$

Such a degeneracy line is plotted in Figure 1. Rather than a single w_0 parameter, constraining to this line based on a more realistic theoretical prior obviously makes for a more precise measurement of w . On the other hand, once the measurements of w_0 and w_a are both sufficiently accurate, the slow-roll thawing models could be falsified if they do not encompass part of the line. Obviously though it would be better to test deviations relative to true thawing trajectories rather than the ones fit by this perturbation expansion about redshift zero. One way to do this is to demonstrate that $1 + w_\infty$ is not compatible with zero, as we now discuss.

6.3. Transforming w_0 - w_a and ε_s - $\varepsilon_{\phi\infty}$ Contours into w_0 - w_∞ Contours

The DETF w_0 - w_a parameterization which is linear in a can be thought of as a parameterization in terms of w_0 and $w_\infty = w_a + w_0$ (or $\epsilon_{\text{de},0}$ and $\epsilon_{\text{de},\infty}$ in the DE acceleration factor language). The upper panel w_0 - w_a contour map in Fig. 13 shows that it is only a minor adjustment of the w_0 - w_a of Fig. 1. If we said there is a strict dichotomy between trajectories that are quintessence and trajectories that are phantom, as has been the case in our treatment in this paper, only the two of the four quadrants of Fig. 13 would be allowed. (In the w_0 - w_a figures, the prior looks quite curious visually, in that the line $w_a = -(1 + w_0)$ through the origin has only the region above it allowed in the $1 + w_0 > 0$ regime, and only the region below it allowed in the $1 + w_0 < 0$ regime.)

To make this issue more concrete, we show in the lower panel of Fig. 13 what happens for our physics-motivated 2-parameter linear model, Eq. 34, except it is linear for $\pm\sqrt{|1 + w_{\text{de}}|}$, and in the “time variable” F not in a . In terms of $w_{\phi 0}$ and $w_{\phi\infty}$, we have $\sqrt{\epsilon_\phi} = \sqrt{\epsilon_{\phi 0}} + (\sqrt{\epsilon_{\phi\infty}} - \sqrt{\epsilon_{\phi 0}})[1 - F(a/a_{\text{eq}})/F(1/a_{\text{eq}})]$. The prior measure on $1 + w_{\phi 0}$ and $w_{\phi\infty}$ are uniform as in the linear- a case. Once the prior that only 2 quadrants are allowed is imposed upon the linear- a case, it looks reasonably similar to the lower panel.

To illustrate that the determination of our various parameters actually depends upon an extended redshift regime, one can construct window functions, that is redshift-filters, for the parameters. These determine how an error in a parameter is built up by a sum of deviations of the observational data from the observable constructed using the model for w_{de} , using the maximum likelihood formula. This shows that the window functions are quite extended, not concentrated around zero redshift for w_0 , not concentrated at high redshift for w_∞ or $\varepsilon_{\phi\infty}$ and not concentrated at a_{eq} for ε_s . An illustration of the redshift

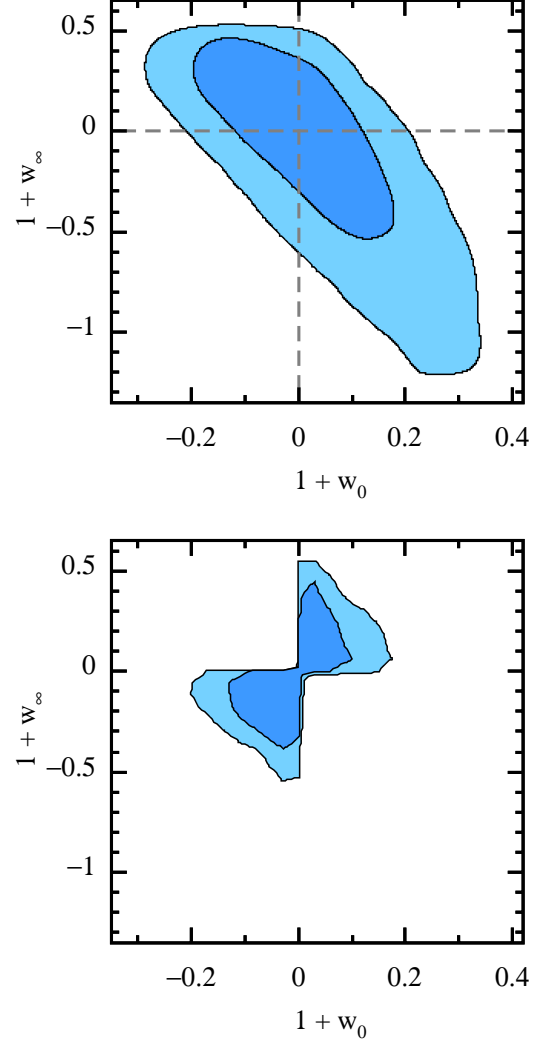


FIG. 13.— The upper panel shows the marginalized 68.3% (inner contour) and 95.4% (outer contour) constraints on w_0 and w_∞ for the conventional linear DETF parametrization, recast as $w = w_\infty + (w_0 - w_\infty)a$, using the current data sets described in § 4. It is a slightly tilted version of the w_0 - w_a version in Fig. 1. The demarcation lines transform to just the two axes, with the upper right quadrant the pure quintessence regime, and the lower right quadrant the pure phantom regime. If the crossover of partly phantom and partly quintessence are excluded, as they are for our late-inflaton treatment in this paper, the result looks similar to the lower panel, in which the 2-parameter ε_s - $\varepsilon_{\phi\infty}$ formula has been recast into $2\varepsilon_0/3$ and $2\varepsilon_\infty/3$, via $\sqrt{\varepsilon_0} = \sqrt{\varepsilon_{\phi 0}} + (\sqrt{\varepsilon_s} - \sqrt{2\varepsilon_{\phi\infty}})F(1/a_{\text{eq}})$. However, as well the prior measure has also been transformed, from our standard uniform $d\varepsilon_s d\varepsilon_{\phi\infty}$ one to a uniform $d\varepsilon_0 d\varepsilon_{\phi\infty}$ one. The quadrant exclusions are automatically included in our re-parameterization.

reach of the ε_s parameter is Fig. 12 for the Supernova observable, namely a magnitude difference. The specific window functions are very data-dependent of course.

6.4. ζ_s , the Potential Curvature and the Difficulty of Reconstructing $V(\phi)$

For slow-roll thawing quintessence models, the running parameter ζ_s can be related to the second derivative of $\ln V$. Using the single-parameter approximation we can approximately calculate $d\phi/d\ln a$ at $a = a_{\text{eq}}$. The result

is:

$$\left. \frac{d\phi}{d \ln a} \right|_{a=a_{\text{eq}}} = \sqrt{2} M_{\text{p}} \sqrt{\epsilon_{\phi} \Omega_{\phi}} \Big|_{a=a_{\text{eq}}} \approx 0.533 \sqrt{\epsilon_s} M_{\text{p}}. \quad (51)$$

An immediate consequence is that the amount that ϕ rolls, at least at late time, is small compared with the Planck mass. In the slow-roll limit, to the zeroth order, Eq. (27) can be reformulated as

$$\left. \frac{d\sqrt{2\epsilon_s}}{dN} \right|_{a=a_{\text{eq}}} \approx \frac{3}{2\sqrt{2}} \zeta_s \sqrt{\epsilon_s}. \quad (52)$$

Combining Eqs. (51-52), and that $M_{\text{p}}^2 d^2 \ln V / d\phi^2 = -d\sqrt{2\epsilon_s}/d\phi$, we obtain

$$\zeta_s \approx -\frac{C M_{\text{p}}^2}{2} \frac{d^2 \ln V}{d\phi^2} = -\frac{C}{4} \frac{d^2 \ln V}{d\psi^2}, \quad (53)$$

where

$$C \equiv \frac{8}{3} \left(1 - \frac{\ln(1 + \sqrt{2})}{\sqrt{2}} \right) \approx 1.005. \quad (54)$$

For phantom models C is negative.

We have shown in § 5 that, for the fiducial Λ CDM model (with $\epsilon_s = \epsilon_{\phi\infty} = 0$), the running parameter ζ_s cannot be measured. For a nearly-flat potential, the field momentum is constrained to be very small, hence so is the change $\delta\phi$, so the second order derivative of $\ln V$ is not probed. To demonstrate what it takes to probe ζ_s , we ran simulations of fiducial models with varying ϵ_s (0, 0.25, 0.5, and 0.75). The resulting forecasts for the constraints on ϵ_s and ζ_s , are shown in Figure 14. We conclude that unless the true model has a large $\epsilon_s \gtrsim 0.5$, which is disfavored by current observations at nearly the 2σ level, we will not be able to measure ζ_s . Thus if the second derivative of $\ln V$ is of order unity or less over the observable range, as it has been engineered to be in most quintessence models, its actual value will not be measurable. However, if $|M_{\text{p}}^2 d^2 \ln V / d\phi^2| \gg 1$, the field would be oscillating. Though in their own right, oscillatory quintessence models are not considered in this work.

6.5. Field Momentum and the Tracking Parameter $\epsilon_{\phi\infty}$

The late universe acceleration requires the field to be in a slow-roll or at most a moderate-roll at low redshift. In tracking models, the high redshift ϵ_{ϕ} constancy implies the kinetic energy density follows the potential energy density of the scalar field: $\Pi_{\phi}^2/2V \rightarrow \epsilon_{\phi\infty}/(3 - \epsilon_{\phi\infty})$. The field could be fast-rolling in the early universe, with large $\epsilon_{\phi\infty}$ and a steep potential, and indeed is the case for many tracking models. If the potential is very flat, field momenta fall as a^{-3} . The rate of Hubble damping in the flat potential limit is $\dot{\phi} \propto a^{-3}$. However, as proposed in most tracking models, the potential is steep at high redshift, and gradually turns flat at low redshift. The actual damping rate itself is related to the field momentum, which again relies on how steep potential is at high redshift. The complicated self-regulated damping behavior of field momentum is encoded in the tracking parameter $\epsilon_{\phi\infty}$ in Eq. (28) (see Figure 15 where the damping of

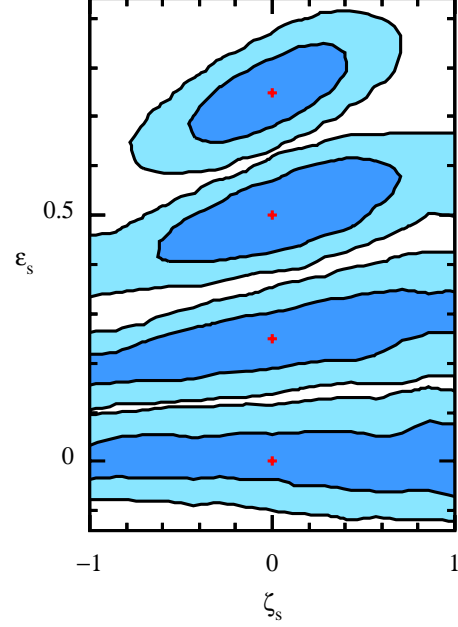


FIG. 14.— The 68.3% CL (inner contours) and 95.4% (outer contours) CL constraints on ϵ_s and ζ_s , using forecasted CMB, WL, BAO and SN data. The thawing prior ($\epsilon_{\phi\infty} = 0$) has been used to break the degeneracy between ϵ_s and $\epsilon_{\phi\infty}$. The four input fiducial models labeled with red points have $\zeta_s = 0$ and, from bottom to top, $\epsilon_s = 0, 0.25, 0.5$, and 0.75 , respectively. Only for large gradients can ζ_s be measured and a reasonable stab at potential reconstruction be made

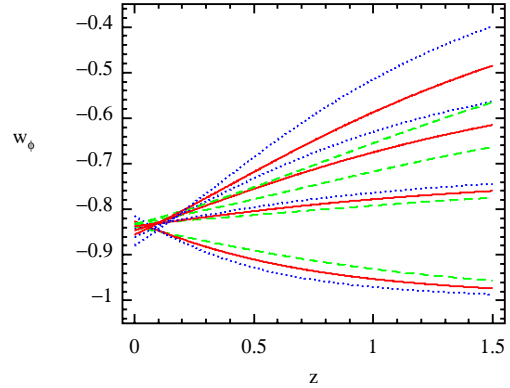


FIG. 15.— The dependence of $w_{\phi}(z)$ on $\epsilon_{\phi\infty}$ and ζ_s . We have fixed $\Omega_{m0} = 0.27$ and $\epsilon_s = 0.5$. The red solid lines correspond to $\zeta_s = 0$, green dashed lines $\zeta_s = -0.5$, and blue dotted lines $\zeta_s = 0.5$. For each fixed ζ_s , the lines from bottom to top correspond to $\epsilon_{\phi\infty} = 0, 0.3, 0.6$, and 0.9 .

field momentum is visualized in $w(z)$ space). At high redshift the approximation $\dot{\phi} \sim a^{-3}$ completely fails, but at low redshift the damping rate asymptotically approaches $\dot{\phi} \sim a^{-3}$.

Since dark energy is subdominant at high redshift, the observational probes there are not very constraining. In the 3-parameter approximation, instead of an asymptotic $\epsilon_{\phi\infty}$, we could use a moderate redshift pivot $z_{\text{pivot}} \sim 1$, with variables $\epsilon_{\phi\text{pivot}}$, ϵ_s , and ζ_s , and the asymptotic regime now a controlled extrapolation. Indeed, using the method of § 6.3 we could define everything in terms of pivots of ϵ_{ϕ} ; for example, at $z = 0$ as we used in § 6.3,

and with a third about half way in between 0 and 1, such as at a_{eq} , which is about 0.7, so $z_{\text{eq}} \sim 0.4$. Since all would be functions of our original 3 parameters and a_{eq} through the specific evaluations of F and F_2 at the pivots, the formula does not change, but the measure (prior on the parameters) would be different, namely to one uniform in the three $\varepsilon_{\phi_{\text{pivot}}}$ s.

Whatever the specific parameters chosen, in all cases the lack of high redshift constraining power means that our reconstructed $w_\phi(a)$ trajectories such as in Fig. 8 should be regarded as low-redshift observational constraints extrapolated through theory-imposed priors on the smooth change in quintessence paths at high-redshift. The tracking assumption that we have used in this paper provides one such extrapolation, but others may be considered. For these, we need to define a prior on ϕ_{pivot} and information on the damping rate of $\dot{\phi}$, and this could have an impact on the marginalized posterior likelihood of ε_s . We have presented an example of this, showing that whereas the flat prior $0 \leq |\varepsilon_{\phi\infty}| < \epsilon_m$ gives $\varepsilon_s = 0.00^{+0.18}_{-0.17}$, the $\varepsilon_{\phi\infty} = 0$ “thawing prior” gives $\varepsilon_s = -0.00^{+0.27}_{-0.29}$. We note though that because DE is so subdominant at higher redshift, observables such as the Hubble parameter $H(z)$, the luminosity distance $d_L(z)$, and the linear perturbation growth rate $D(z)$ are insensitive to the high- z extrapolation of $w_\phi(z)$, as we showed in Figure 8. Thus, even for the SUGRA model shown in the middle panel of Figure 2 with a time-varying attractor which is not fit as well at high z , what the data says about it is confined to low z , and hence the results obtained with our formula apply to such models as well; in particular the late time potential steepness must be controlled according to the ε_s constraint for them to be viable.

6.6. Using Our w_ϕ Parametrization

Suppose that one has in mind a specific quintessence potential $V(\phi)$. How can our constraints, in particular on ε_s , be used to test viability? The first thing is to see what ε_V looks like at a function of ϕ . One does not know ϕ_{eq} of course, but it had better lie in the range for ε_s allowed by the data. The model would be ruled out if no ϕ has ε_V penetrating the allowed region. Otherwise, the field equation of motion has to be solved to get ϕ_{eq} , and hence ε_s from its definition. Such a calculation is inevitable because quintessence models do not solve the fine-tuning problem. For tracking models, the low-redshift dynamics is usually designed (i.e., are fine-tuned) to deviate from an attractor. For thawing models, the initial value of ϕ_∞ (to which ϕ is frozen at high redshift) needs to be fine-tuned as well.

Although it seems unlikely that the community will abandon the DETF-sanctioned w_0 - w_a linear a model and its Figure of Merit as a way to state results for current and future DE experiments, our easy-to-use ε_s constraint with its clear physics-based meaning could be quoted as well. The 2-parameter case goes well beyond linear- a with the same number of parameters. Because we learn little about the third parameter one might think the 3-parameter case has one parameter too many to bother with, but it is not really redundant since it helps to accurately pave the w_ϕ paths. To facilitate general-purpose use of this parametrization, we wrote a fortran90 module that calculates $w_\phi(a|\varepsilon_s, \varepsilon_{\phi\infty}, \zeta_s, \Omega_{m0})$ (<http://www.cita.utoronto.ca/~zqhuang/work/wphi.f90>). The f90 code is well-wrapped so that implementing it in COSMOMC is similar to what has to be done to install the w_0 - w_a parameterization to deliver more physically meaningful MCMC results.

We are grateful for useful discussions with Patrick MacDonald, Andrei Frolov, and Dmitry Pogosyan.

APPENDIX

COMPARISON WITH OTHER PARAMETERIZATIONS

The constant w model and the linear w models, $w = w_0 + w_a(1 - a)$ or $w = w_0 + w_1z$ with a cutoff (Upadhye et al. 2005; Linder & Huterer 2005), are the simplest w_{de} parameterizations widely used in the literature. An advantage is that they can fit many dark energy models, including those beyond scalar field models, at low redshifts. A disadvantage is that they fail at $z \gtrsim 1$ for most physical models, and in this high-precision cosmology era we cannot ignore adequate inclusion of the $z \sim 1$ information. For this reason there are various three-parameter or four-parameter approximations proposed to improve w at higher redshifts. Some examples are simple extensions of w_0 - w_a :

An expansion quadratic in $(1 - a)$ with a w_b parameter added to w_0, w_a (Seljak et al. 2005; Upadhye et al. 2005; Linder & Huterer 2005),

$$w(a) = w_0 + w_a(1 - a) + w_b(1 - a)^2. \quad (\text{A1})$$

Replacement of $(1 - a)$ by $(1 - a^b)$, with b a parameter added to w_0, w_a (Linder & Huterer 2005),

$$w(a) = w_0 + w_a(1 - a^b). \quad (\text{A2})$$

Four parameter models include:

$$w(a) = w_0 w_1 \frac{a^p + a_s^p}{w_1 a^p + w_0 a_s^p}, \quad (\text{A3})$$

where w_0, w_1, a_s, p are the parameters (Hannestad & Mörtzell 2004);

$$w(a) = w_0 + (w_m - w_0) \frac{1 + e^{a_c/\Delta}}{1 + e^{(a_c - a)/\Delta}} \frac{1 - e^{(1-a)/\Delta}}{1 - e^{1/\Delta}}, \quad (\text{A4})$$

where w_0, w_m, a_c, Δ are constants (Corasaniti & Copeland 2002);

$$w(a) = w_f + \frac{\Delta w}{1 + (a/a_t)^{1/\tau}}, \quad (\text{A5})$$

where $w_f, \Delta w, a_t, \tau$ are the parameters (Linder & Huterer 2005).

Many of these four-parameter models describe a w_ϕ -transition characterized by an initial w , today's w , a transition redshift, and a duration of transition. For the tracking models they are meant to describe, such a phenomenology introduces three parameters to describe essentially one degree of freedom (the tracking attractor). Instead our parametrization consistently solves the tracking $w_\phi(a)$.

Chiba (2010) has done similar work for the negative power-law tracking models, though did not model the low-redshift slow-roll regime, making his parameterization much less useful than ours for comparing with data.

Slow-roll quintessence models have been studied by, e.g., Crittenden et al. (2007); Scherrer & Sen (2008); Chiba (2009), but our work makes significant improvements. Firstly, we have chosen a more optimal pivot $a = a_{\text{eq}}$ to expand $\ln V(\phi)$, whereas the other works expand $V(\phi)$ at either $a \ll 1$ or $a = 1$. As a result, we approximate w_ϕ at the sub-percent level in the slow-roll regime $|1 + w| < 0.2$ compared with the other approximations failing at $|1 + w_\phi| > 0.1$. Secondly, with the field momentum from the tracking regime incorporated, our three-parameter $w_\phi(a)$ ansatz can also fit the more extreme moderate-roll and tracking models with an accuracy of a few percent. Since current data allow a relatively large region of parameter space ($|1 + w_\phi| \lesssim 0.2$ at 99.7% CL), a slow-roll prior with $|1 + w_\phi| \ll 1$ should not be imposed as other papers have done. Thirdly, we have extended the parameterization to cover phantom models, though that is arguably not a virtue.

$\rho_{\text{de}}(z)$ and $H(z)$ reconstruction

One has to integrate $w_\phi(z)$ once to get the dark energy density $\rho_\phi(z)$ and the Hubble parameter $H(z)$. Observational data are often directly related to either $H(z)$ or $\rho_{\text{de}}(z)$, and not sensitive to $w_{\text{de}}(z)$ variations. Thus one may prefer to directly parameterize $\rho_{\text{de}}(z)$ (Wang & Tegmark 2004; Alam et al. 2004) or $H(z)$ (Sahni et al. 2003; Alam et al. 2004, 2007) on phenomenological grounds. A semi-blind expansion of $H(z)$ or $\rho_{\text{de}}(z)$, e.g., in polynomials or in bands, differs from one in $w_{\text{de}}(z)$, since the prior measures on the coefficients are radically altered. By contrast, a model such as ours for $w_{\text{de}}(z; \varepsilon_s, \varepsilon_{\phi\infty}, \zeta_s)$ characterized by physical parameters is also a model for $H(z; \varepsilon_s, \varepsilon_{\phi\infty}, \zeta_s)$ or $\rho_{\text{de}}(z; \varepsilon_s, \varepsilon_{\phi\infty}, \zeta_s)$, obtained by integration.

Where the freedom does lie is in the prior measures imposed on the parameters, a few examples of which were discussed in Section 4.

$V(\phi)$ reconstruction

For thawing models, our parameters ε_s and ζ_s are based on a local expansion of $\ln V(\phi)$ at low redshift. One should obtain similar results by directly reconstructing the local $V(\phi)$. An attempt at local $V(\phi)$ reconstruction was done in Sahlén et al. (2005), where a polynomial expansion was used,

$$V(\phi) = V_0 + V_1\phi + V_2\phi^2 + \dots, \quad (\text{A6})$$

with ϕ chosen to be zero at present. A result highlighted in that paper is that there is a strong degeneracy between V_1 and $\dot{\phi}_0$. We shall see that this degeneracy is actually a result of the prior, and not something that observational data is telling us, as we now show.

For simplicity we assume that Ω_{m0} and h are known, hence the parameter V_0 is hence fixed. Although V_1 is defined at the pivot $a = 1$, it is approximately proportional to $\sqrt{\varepsilon_s}$ since ε_V varies slowly. Because $\dot{\phi}_0$ is a function of $1 + w|_{z=0}$, the degeneracy between V_1 and $\dot{\phi}_0$ is roughly the degeneracy between ε_s and $\varepsilon_{\phi 0}$, an expression of the low-redshift dynamics being mainly dependent upon the slope of $\ln V$. This is explicitly shown in Figure 15.

Huterer & Peiris (2007) tried to do $V(\phi)$ reconstruction using what was then recent observational data. They assumed zero field momentum at high redshift ($z_{\text{start}} = 3$ is used), which is essentially the thawing prior, and used RG flow parameters ε_V, η_V , etc. expanded about the initial redshift $z_{\text{start}} = 3$. The constraint they find on the parameter $\varepsilon_V|_{z=3}$ is very weak. From our work, this is understandable because the high-redshift dynamics are determined by the tracking parameter rather than by ε_V . They also calculated the posterior probability of ε_V at redshift zero, which is much better constrained. Their result is consistent with what we have obtained for ε_s . Also the large uncertainty in $\eta_V|_{z=0}$ they find is similar to our result for ζ_s .

Recently Fernandez-Martinez & Verde (2008) have proposed Chebyshev expansions of $V(z)$ or $w_\phi(z)$, a method we have applied to treat early universe inflation (Bond et al. 2010), but as we have discussed in the introduction there is

de facto much less information in the \sim one e-folding in a that DE probes cover than the ~ 10 e-foldings in a that CMB+LSS power spectrum analyses cover.

REFERENCES

- Alam, U., Sahni, V., & Starobinsky, A. A. 2004, *Journal of Cosmology and Astro-Particle Physics*, 6, 8
- . 2007, *Journal of Cosmology and Astro-Particle Physics*, 2, 11
- Albrecht, A., et al. 2006, *ArXiv Astrophysics e-prints*
- Armendariz-Picon, C., Mukhanov, V., & Steinhardt, P. J. 2001, *Phys. Rev. D*, 63, 103510
- Astier, P., et al. 2006, *A&A*, 447, 31
- Barreiro, T., Copeland, E. J., & Nunes, N. J. 2000, *Phys. Rev.*, D61, 127301
- Battaglia, N., Bond, J. R., Pfrommer, C., Sievers, J. L., & Sijacki, D. 2010, *ArXiv e-prints*
- Baumann, D., et al. 2009, *AIP Conf. Proc.*, 1141, 10
- Bean, R., Hansen, S. H., & Melchiorri, A. 2001, *Phys. Rev. D*, 64, 103508
- Benjamin, J., et al. 2007, *MNRAS*, 381, 702
- Binétruy, P. 1999, *Phys. Rev. D*, 60, 063502
- Bond, J. R., Contaldi, C., Huang, Z., Kofman, L., & Vaudrevange, P. M. 2010, in preparation
- Bond, J. R., & Jaffe, A. H. 1999, *Royal Society of London Philosophical Transactions Series A*, 357, 57
- Bond, J. R., Ruetalo, M. I., Wadsley, J. W., & Gladders, M. D. 2002, in *Astronomical Society of the Pacific Conference Series*, Vol. 257, *AMiBA 2001: High-Z Clusters, Missing Baryons, and CMB Polarization*, ed. L.-W. Chen, C.-P. Ma, K.-W. Ng, & U.-L. Pen, 15–+
- Bond, J. R., et al. 2005, *Astrophys. J.*, 626, 12
- Brax, P. H., & Martin, J. 1999, *Physics Letters B*, 468, 40
- Caldwell, R. R. 2002, *Physics Letters B*, 545, 23
- Caldwell, R. R., Kamionkowski, M., & Weinberg, N. N. 2003, *Phys. Rev. Lett.*, 91, 071301
- Caldwell, R. R., & Linder, E. V. 2005, *Physical Review Letters*, 95, 141301
- Capozziello, S., & Fang, L. Z. 2002, *International Journal of Modern Physics D*, 11, 483
- Carroll, S. M., Duvvuri, V., Trodden, M., & Turner, M. S. 2004, *Phys. Rev. D*, 70, 043528
- Carroll, S. M., Hoffman, M., & Trodden, M. 2003, *Phys. Rev. D*, 68, 023509
- Castro, P. G., et al. 2009, *Astrophys. J.*, 701, 857
- Chang, T.-C., Pen, U.-L., Peterson, J. B., & McDonald, P. 2008, *Phys. Rev. Lett.*, 100, 091303
- Chevallier, M., & Polarski, D. 2001, *International Journal of Modern Physics D*, 10, 213
- Chiang, H. C., et al. 2010, *Astrophys. J.*, 711, 1123
- Chiba, T. 2009, *Phys. Rev. D*, 79, 083517
- Chiba, T. 2010, *Phys. Rev.*, D81, 023515
- Clavel, J., & Tauber, J. A. 2005, in *EAS Publications Series*, Vol. 15, *EAS Publications Series*, ed. L. I. Gurvits, S. Frey, & S. Rawlings, 395–403
- Cline, J. M., Jeon, S., & Moore, G. D. 2004, *Phys. Rev. D*, 70, 043543
- Copeland, E. J., Liddle, A. R., & Wands, D. 1998, *Phys. Rev. D*, 57, 4686
- Copeland, E. J., Nunes, N. J., & Rosati, F. 2000, *Phys. Rev. D*, 62, 123503
- Copeland, E. J., Sami, M., & Tsujikawa, S. 2006, *International Journal of Modern Physics D*, 15, 1753
- Corasaniti, P. S., & Copeland, E. J. 2002, *ArXiv: astro-ph/020554*
- Crittenden, R., Majerotto, E., & Piazza, F. 2007, *Physical Review Letters*, 98, 251301
- Crittenden, R. G., & Pogosian, L. 2005, *arXiv: astro-ph/0510293*
- Croft, R. A. C., Weinberg, D. H., Bolte, M., Burles, S., Hernquist, L., Katz, N., Kirkman, D., & Tytler, D. 2002, *ApJ*, 581, 20
- Dauphas, N. 2005, *Nature*, 435, 1203
- de Felice, A., & Tsujikawa, S. 2010, *Living Reviews in Relativity*, 13, 3
- de La Cruz-Dombriz, Á., & Dobado, A. 2006, *Phys. Rev. D*, 74, 087501
- de La Macorra, A., & Stephan-Otto, C. 2001, *Physical Review Letters*, 87, A261301+
- de Putter, R., & Linder, E. V. 2007, *Astroparticle Physics*, 28, 263
- DeLope Amigo, S., Man-Yin Cheung, W., Huang, Z., & Ng, S.-P. 2009, *Journal of Cosmology and Astro-Particle Physics*, 6, 5
- Dickinson, C., et al. 2004, *Mon. Not. Roy. Astron. Soc.*, 353, 732
- Dore, O., Lu, T., & Pen, U.-L. 2009
- Dunkley, J., et al. 2008
- Dutta, S., & Scherrer, R. J. 2008, *Phys. Rev. D*, 78, 083512
- Euclid Study Team. 2009, *Euclid Assessment study report (SRE-2009-2)* (European Space Agency.)
- Fernandez-Martinez, E., & Verde, L. 2008, *ArXiv e-prints*, 806
- Ferreira, P. G., & Joyce, M. 1997, *Physical Review Letters*, 79, 4740
- Francis, M. J., Lewis, G. F., & Linder, E. V. 2007, *ArXiv e-prints*, 704
- Frieman, J. A., Hill, C. T., Stebbins, A., & Waga, I. 1995, *Physical Review Letters*, 75, 2077
- Garnavich, P. M., et al. 1998, *ApJ*, 493, L53+
- Goldstein, J. H., et al. 2003, *ApJ*, 599, 773
- Hanany, S., et al. 2000, *Astrophys. J.*, 545, L5
- Hannestad, S., & Mörtzell, E. 2004, *Journal of Cosmology and Astro-Particle Physics*, 9, 1
- Hoekstra, H., et al. 2006, *ApJ*, 647, 116
- Hoekstra, H., Yee, H. K. C., & Gladders, M. D. 2002, *Astrophys. J.*, 577, 595
- Hoekstra, H., Yee, H. K. C., Gladders, M. D., Barrientos, L. F., Hall, P. B., & Infante, L. 2002, *ApJ*, 572, 55
- Huterer, D., & Peiris, H. V. 2007, *Phys. Rev. D*, 75, 083503
- Huterer, D., & Starkman, G. 2003, *Physical Review Letters*, 90, 031301
- Jarosik, N., et al. 2010
- Jarv, L., Mohaupt, T., & Saueressig, F. 2004, *JCAP*, 0408, 016
- Jones, W. C., et al. 2006, *New Astronomy Review*, 50, 945
- Kaloper, N., & Sorbo, L. 2006, *Journal of Cosmology and Astro-Particle Physics*, 4, 7
- Kamionkowski, M. 2007, *ArXiv e-prints*
- Kessler, R., et al. 2009, *Astrophys. J. Suppl.*, 185, 32
- Kim, T.-S., Viel, M., Haehnelt, M. G., Carswell, R. F., & Cristiani, S. 2004, *MNRAS*, 347, 355
- Knop, R. A., et al. 2003, *Astrophys. J.*, 598, 102
- Komatsu, E., & Seljak, U. 2002, *Mon. Not. Roy. Astron. Soc.*, 336, 1256
- Komatsu, E., et al. 2010
- Kuo, C.-L., et al. 2007, *Astrophys. J.*, 664, 687
- Lesgourgues, J., Viel, M., Haehnelt, M. G., & Massey, R. 2007, *Journal of Cosmology and Astro-Particle Physics*, 11, 8
- Lewis, A., & Bridle, S. 2002, *Phys. Rev. D*, 66, 103511
- Liddle, A. R., Mukherjee, P., Parkinson, D., & Wang, Y. 2006, *Phys. Rev. D*, 74, 123506
- Liddle, A. R., & Scherrer, R. J. 1999, *Phys. Rev. D*, 59, 023509
- Linder, E. V. 2003, *Physical Review Letters*, 90, 091301
- . 2006, *Phys. Rev. D*, 73, 063010
- . 2008a, *Reports of Progress in Physics*, 71, 056901
- . 2008b, *American Journal of Physics*, 76, 197
- Linder, E. V. 2008, *Gen. Rel. Grav.*, 40, 329
- Linder, E. V., & Huterer, D. 2005, *Phys. Rev. D*, 72, 043509
- Ma, Z., Hu, W., & Huterer, D. 2006, *ApJ*, 636, 21
- Malquarti, M., Copeland, E. J., & Liddle, A. R. 2003, *Phys. Rev.*, D68, 023512
- Malquarti, M., Copeland, E. J., Liddle, A. R., & Trodden, M. 2003, *Phys. Rev. D*, 67, 123503
- Massey, R., et al. 2007, *ApJS*, 172, 239
- McDonald, P., et al. 2005, *ApJ*, 635, 761
- . 2006, *ApJS*, 163, 80
- Ménard, B., Kilbinger, M., & Scranton, R. 2009, *ArXiv e-prints*
- Miknaitis, G., et al. 2007, *Astrophys. J.*, 666, 674
- Montroy, T. E., et al. 2006, *Astrophys. J.*, 647, 813
- Morales, M. F., & Wyithe, J. S. B. 2009, *ArXiv e-prints*
- Neupane, I. P. 2004a, *Class. Quant. Grav.*, 21, 4383
- . 2004b, *Mod. Phys. Lett.*, A19, 1093
- Nojiri, S., & Odintsov, S. D. 2006, *ArXiv High Energy Physics - Theory e-prints*

- O'Meara, J. M., Burles, S., Prochaska, J. X., Prochter, G. E., Bernstein, R. A., & Burgess, K. M. 2006, *ApJ*, 649, L61
- Pearson, T. J., et al. 2003, *ApJ*, 591, 556
- Perlmutter, S., et al. 1999, *ApJ*, 517, 565
- Peterson, J. B., et al. 2009
- Piacentini, F., et al. 2006, *ApJ*, 647, 833
- Planck Science Team. 2009, Planck: The Scientific Programme (Blue Book). ESA-SCI (2005)-1. Version 2. (European Space Agency.)
- Rapetti, D., Allen, S. W., Amin, M. A., & Blandford, R. D. 2007, *MNRAS*, 375, 1510
- Ratra, B., & Peebles, P. J. E. 1988, *Phys. Rev. D*, 37, 3406
- Readhead, A. C. S., et al. 2004a, *ApJ*, 609, 498
- . 2004b, *Science*, 306, 836
- Reichardt, C. L., et al. 2009, *Astrophys. J.*, 694, 1200
- Reid, B. A., et al. 2009
- Riess, A. G., et al. 2007, *ApJ*, 659, 98
- . 2004, *ApJ*, 607, 665
- . 1998, *AJ*, 116, 1009
- Riess, A. G., et al. 2009, *Astrophys. J.*, 699, 539
- Runyan, M. C., et al. 2003, *ApJS*, 149, 265
- Sahlén, M., Liddle, A. R., & Parkinson, D. 2005, *Phys. Rev. D*, 72, 083511
- Sahni, V., Saini, T. D., Starobinsky, A. A., & Alam, U. 2003, *Soviet Journal of Experimental and Theoretical Physics Letters*, 77, 201
- Salopek, D. S., & Bond, J. R. 1990, *Phys. Rev. D*, 42, 3936
- Scherrer, R. J., & Sen, A. A. 2008, *Phys. Rev. D*, 77, 083515
- Schimd, C., et al. 2007, *A&A*, 463, 405
- Schlegel, D. J., et al. 2007, in *Bulletin of the American Astronomical Society*, Vol. 38, *Bulletin of the American Astronomical Society*, 966–+
- Sehgal, N., et al. 2010, *Astrophys. J.*, 709, 920
- Seljak, U., et al. 2005, *Phys. Rev. D*, 71, 103515
- Sen, A. A., & Sethi, S. 2002, *Phys. Lett.*, B532, 159
- Seo, H.-J., & Eisenstein, D. J. 2007, *Astrophys. J.*, 665, 14
- Seo, H.-J., et al. 2009
- Sergienko, S., & Rubakov, V. 2008, *ArXiv e-prints*
- Sievers, J. L., et al. 2007, *ApJ*, 660, 976
- Silvestri, A., & Trodden, M. 2009, *ArXiv e-prints*
- Sotiriou, T. P., & Faraoni, V. 2010, *Reviews of Modern Physics*, 82, 451
- Steigman, G. 2006, *International Journal of Modern Physics E*, 15, 1
- Steinhardt, P. J., Wang, L., & Zlatev, I. 1999, *Phys. Rev. D*, 59, 123504
- Sullivan, S., Cooray, A., & Holz, D. E. 2007, *ArXiv: 0706.3730*, 706
- Sunyaev, R. A., & Zeldovich, I. B. 1980, *ARA&A*, 18, 537
- Sunyaev, R. A., & Zeldovich, Y. B. 1972, *Comments on Astrophysics and Space Physics*, 4, 173
- Tauber, J. A. 2005, in *IAU Symposium*, Vol. 201, *New Cosmological Data and the Values of the Fundamental Parameters*, ed. A. N. Lasenby & A. Wilkinson, 86–+
- The ACT Collaboration et al. 2010, *ArXiv e-prints*
- Upadhye, A., Ishak, M., & Steinhardt, P. J. 2005, *Phys. Rev. D*, 72, 063501
- Van Waerbeke, L., Mellier, Y., & Hoekstra, H. 2005, *A&A*, 429, 75
- Viel, M., Haehnelt, M. G., & Springel, V. 2004, *MNRAS*, 354, 684
- Wang, F. Y., Dai, Z. G., & Zhu, Z.-H. 2007, *ArXiv e-prints: astro/ph 0706.0938*, 706
- Wang, Y., & Tegmark, M. 2004, *Physical Review Letters*, 92, 241302
- Wetterich, C. 1988, *Nuclear Physics B*, 302, 668
- Wood-Vasey, W. M., et al. 2007, *Astrophys. J.*, 666, 694