

# INTEGRAL/IBIS observations of a hard X-ray outburst in high mass X-ray binary 4U 2206+54

Wei Wang

National Astronomical Observatories, Chinese Academy of Sciences, Beijing 100012, China

Received

## ABSTRACT

**Aims.** 4U 2206+54 is a wind-fed high mass X-ray binary with a main-sequence donor star. The nature of its compact object was recently identified as a slow-pulsation magnetized neutron star.

**Methods.** INTEGRAL/IBIS observations have a long-term hard X-ray monitoring of 4U 2206+54 and detected a hard X-ray outburst around 15 December 2005 combined with the RXTE/ASM data.

**Results.** The hard X-ray outburst had a double-flare feature with a duration of  $\sim 2$  days. The first flare showed a fast rise and long time decaying light curve about 15 hours with a peak luminosity of  $\sim 4 \times 10^{36}$  erg s $^{-1}$  from 1.5 – 12 keV and a hard spectrum (only significantly seen above 5 keV). The second one had the mean hard X-ray luminosity of  $1.3 \times 10^{36}$  erg s $^{-1}$  from 20 – 150 keV with a modulation period at  $\sim 5550$  s which is the pulse period of the neutron star in 4U 2206+54; its hard X-ray spectrum from 20 – 300 keV can be fitted with a broken power-law model with the photon indexes  $\Gamma_1 \sim 2.3$ ,  $\Gamma_2 \sim 3.3$ , and the break energy is  $E_b \sim 31$  keV or a bremsstrahlung model of  $kT \sim 23$  keV.

**Conclusions.** We suggest that the hard X-ray flare could be induced by suddenly enhanced accretion dense materials from stellar winds hitting the polar cap region of the neutron star. This hard X-ray outburst may be a link to supergiant fast X-ray transients though 4U 2206+54 has a different type of companion.

**Key words.** stars: individual (4U 2206+54) — stars: neutron — X-rays: binaries — X-rays: bursts

## 1. Introduction

Massive X-ray binary 4U 2206+54 was discovered by the Uhuru satellite (Giacconi et al. 1972). The optical counterpart was identified as an O9.5V star with a high He abundance and has a distance of  $\sim 2.6$  kpc (Blay et al. 2006). Without a circumstellar disk around the donor, the material for accretion and production of high energy emission must come from stellar wind (Negueruela & Reig 2001). The wind terminal velocity of 4U2206+54 has a low value of  $\sim 350$  km s $^{-1}$  (Ribo et al. 2006), so assuming an eccentric orbit and using the Bondi-Hoyle formalism wind-fed accretion could produce X-ray luminosity and variability ( $L_x \sim 10^{33} - 10^{35}$  erg s $^{-1}$ ) as seen by RXTE, BeppoSAX, Swift and INTEGRAL (Torrejon et al. 2004; Masetti et al. 2004; Blay et al. 2005; Corbet et al. 2007; Wang 2009).

X-ray monitoring of 4U 2206+54 by RXTE suggested a modulation period of 9.6 days (Corbet & Peele 2001) which may be an orbit period. Recent SWIFT/BAT observations (Corbet et al. 2007) and RXTE/ASM data (Wang 2009) found a modulation of  $\sim 19.12$  days consistent with twice the 9.6-day period.

The nature of the compact object in 4U 2206+54 has been in dispute for a long time (Negueruela & Reig 2001; Corbet & Peele 2001). Recent reports on the detection of cyclotron resonant absorption line at  $\sim 30$  keV and 60 keV suggested a magnetized neutron star with a magnetic field of  $\sim 3.3 \times 10^{12}$  G by INTEGRAL observations (Wang 2009; Blay et al. 2005). The reports of possible 5500 s pulsations in light curves of 4U 2206+54 from RXTE, INTEGRAL

and Suzaku observations suggested that it would be a X-ray pulsar (Reig et al. 2009; Wang 2009; Finger et al. 2009).

In this work, we will report a long duration hard X-ray flare in 4U 2206+54 discovered by INTEGRAL/IBIS and RXTE/ASM observations. We first introduce the observations of INTEGRAL/IBIS and RXTE/ASM telescopes in §2. The main features of the hard X-ray flare in 4U 2206+54 are described in §3. The summary and discussions on the possible origins of this hard X-ray flare will be delineated in §4.

## 2. Observations

### 2.1. INTEGRAL/IBIS

The hard X-ray source 4U 2206+54 was observed during the INTEGRAL pointed observations of the Cassiopeia region around December 2005. The hard X-ray flare were captured by the low-energy detector (called ISGRI) of the Imager (IBIS, Lebrun et al. 2003) aboard INTEGRAL. The IBIS-ISGRI scientific data analysis was carried out using the Off-line Scientific Analysis (OSA) software version 7.0 (Goldwurn et al. 2003) provided by the INTEGRAL Science Data Center (ISDC). Individual pointings in each satellite revolution (3 days) processed with OSA 7.0 were mosaicked to create sky images for source detections. We have used the 20 – 40 keV band for source detection and to quote fluxes (Table 1). For Rev 387, 4U 2206+54 has a detection significance level of  $\sim 45\sigma$  with an average IBIS/ISGRI count rate up to  $\sim 11.9$  cts/s in the energy band of 20 – 40 keV. 4U 2206+54 appeared in the outburst state around Dec 15 2005 in the hard X-ray bands.

We derived the hard X-ray light curve of 4U 2206+54 in the band of 20 – 40 keV from 2005 Dec 11 to Dec 19 (see Fig. 1). 4U 2206+54 was unfortunately outside the field of view (FOV) of IBIS sometimes, and the data were also screened for solar-flare events and erratic count fluctuations due to passages through the Earth’s radiation belts, so several data gaps appeared in the light curve of 4U 2206+54 (Fig. 1). From the available IBIS data, a strong hard X-ray outburst was still detected around Dec 15 – 16, 2005, which lasted  $\sim 10^5$  s.

## 2.2. RXTE/ASM

RXTE had no pointed observations on the source 4U 2206+54 during December 2005. Fortunately the source was regularly monitored by the All Sky Monitor (ASM) on-board RXTE. The ASM consists of three Scanning Shadow Cameras (SSCs) mounted on a rotating drive assembly. Each Camera has a field of view of  $6^\circ \times 90^\circ$ . The assembly “dwells” at a fixed position for  $\sim 90$  s, followed by a rotation of  $6^\circ$ . Each camera has a position sensitive proportional counter, and the data is analyzed to give not only the total source intensity in the 1.5 – 12 keV band, but also the intensity in each of 3 energy bands: 1.5 – 3 keV, 3 – 5 keV and 5 – 12 keV. The ASM data are available in two forms: count rates from individual 90-s dwells, and one-day average for a source.

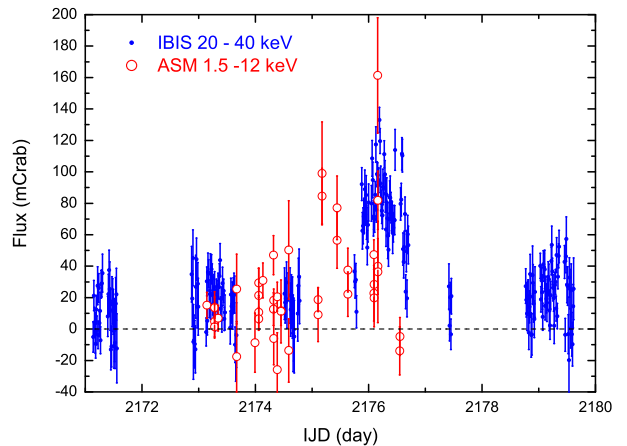
From the archival dataset<sup>1</sup> provided by the surveys of the All-Sky Monitor (ASM) on board RXTE, we obtained the dwell-by-dwell light curve (1.5 – 12 keV) of 4U 2206+54 during the hard X-ray outburst (Fig. 1). ASM data filled up the data gap before the hard X-ray burst obtained from the IBIS data. Therefore, the complete observed features of the super-long duration hard X-ray outburst in 4U 2206+54 were derived by using both ASM and IBIS observations.

## 3. Results

The hard X-ray outburst occurred at UT 2005 Dec 15.1085 and lasted over 2 days. This peculiar flare showed a double-flare feature in the light curve. We will present the properties of the first and second flares separately in the following.

### 3.1. The first flare

The first flare was only captured by the ASM data and had a peak flux of  $\sim 100$  mCrab and decayed to  $\sim 20$  mCrab. This flare appeared to have a sharp rise peak and then the flux decayed with a long time of  $\sim 15$  hours. The peak flux in the energy range of 1.5 – 12 keV is  $(3.3 \pm 0.9) \times 10^{-9}$  erg  $\text{cm}^{-2}$   $\text{s}^{-1}$ , and a total fluence  $\sim 5.3 \times 10^{-5}$  erg  $\text{cm}^{-2}$ . For a distance of 2.6 kpc (Blay et al. 2006), the peak luminosity at the first flare reached  $\sim 3.6 \times 10^{36}$  erg  $\text{s}^{-1}$ , and total energy release during the first flare is  $\sim 6 \times 10^{40}$  ergs in the energy range of 1.5–12 keV. The hardness ratio analysis from ASM data implied a hard spectrum in the first flare: this X-ray flare cannot be significantly detected below 5 keV (Fig. 2).



**Fig. 1.** Hard X-ray lightcurves of 4U 2206+54 from IJD 2171 to 2180 (IJD=MJD-51544) in the energy ranges of 1.5 – 12 keV from the RXTE/ASM data and 20–40 keV observed by INTEGRAL/IBIS. The flux unit of 1 Crab corresponds to  $2.2 \times 10^{-8}$  erg  $\text{cm}^{-2}$   $\text{s}^{-1}$  in the band of 1.5 – 12 keV and  $7.6 \times 10^{-9}$  erg  $\text{cm}^{-2}$   $\text{s}^{-1}$  in the 20– 40 keV band.

### 3.2. The second flare

The second flare appeared about  $\sim 15$  hours after the first one. It was observed by both ASM and IBIS. ASM only obtained a few data points for the second flare but IBIS showed the detailed variability information (Fig. 3). In the energy range of 20 – 40 keV, the second flare lasted more than  $8 \times 10^4$  second. Multiple mini-peak feature appeared in the second flare. The power spectrum analysis showed a significant modulation period at  $\sim 5550 \pm 50$  s (Fig. 3), which confirms the pulsation period of the neutron star in 4U 2206+54 (Reig et al. 2009; Wang 2009). The folded light curve is shown in Fig. 4. The pulse fraction defined as the ratio of the pulse maximum minus the minimum to the maximum is estimated to be  $\sim 30\%$  during the flare. Reig et al. (2009) found a pulse fraction of  $\sim 50\%$  with RXTE and INTEGRAL data; and Wang (2009) obtained a pulse fraction of  $\sim 80\%$ . The pulse fraction during the outburst appeared to be lower than those in the other states.

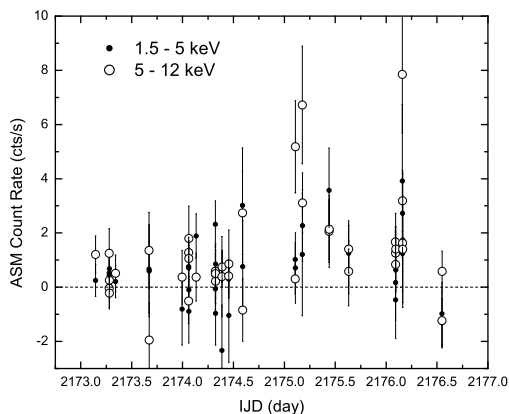
We obtained the spectrum for the second flare from 20 – 300 keV from IBIS observations (see Fig. 5). This spectrum can be fitted well by two different models: a thermal bremsstrahlung model with  $kT \sim 23.4 \pm 1.3$  keV (reduced  $\chi^2 \sim 0.81$ , 9 d.o.f.); and a broken power-law model with the photon indexes  $\Gamma_1 \sim 2.3 \pm 0.2$ ,  $\Gamma_2 \sim 3.3 \pm 0.3$ , and the break energy is  $E_b \sim 31.2 \pm 1.7$  keV (reduced  $\chi^2 \sim 0.77$ , 7 d.o.f.). No cyclotron absorption lines are found in the spectrum of the different fits.

The average flux during the second flare from 20 – 150 keV energy band is  $\sim (1.2 \pm 0.1) \times 10^{-9}$  erg  $\text{cm}^{-2}$   $\text{s}^{-1}$ , corresponding to a mean luminosity of  $1.3 \times 10^{36}$  erg  $\text{s}^{-1}$  in the range of 20 – 150 keV assuming a distance of 2.6 kpc. Then the total released energy of the second flare with the duration of  $\sim 10^5$  sec is about  $10^{41}$  ergs.

<sup>1</sup> <http://xte.mit.edu/asmlc/ASM.html>

**Table 1.** INTEGRAL/IBIS observations of the field around 4U 2206+54 from 2005 Dec to 2006 Jan. The time intervals of observations in the revolution number and the corresponding dates, the corrected on-source exposure time are listed. Mean count rate and the detection significance level value in the energy range of 20 – 40 keV were also shown.

Rev. Num.	Date	On-source time (ks)	Mean count rate $s^{-1}$	Detection level
384	2005 Dec 05 – 07	118	$2.86 \pm 0.24$	$15\sigma$
385	2005 Dec 08 – 10	132	$2.01 \pm 0.20$	$11\sigma$
386	2005 Dec 11 – 13	121	$1.66 \pm 0.19$	$10\sigma$
387	2005 Dec 14 – 16	98	$11.9 \pm 0.25$	$45\sigma$
388	2005 Dec 17 – 19	103	$2.38 \pm 0.21$	$14\sigma$
389	2005 Dec 20 – 22	110	$1.38 \pm 0.30$	$6\sigma$
390	2005 Dec 23 – 25	102	$0.66 \pm 0.25$	$4.9\sigma$
391	2005 Dec 26 – 28	113	$1.78 \pm 0.21$	$9\sigma$
392	2005 Dec 29 – 31	110	$2.58 \pm 0.22$	$14\sigma$
393	2006 Jan 01 – 03	118	$0.77 \pm 0.21$	$5.5\sigma$
394	2006 Jan 04 – 06	115	$1.68 \pm 0.20$	$10\sigma$
395	2006 Jan 07 – 09	124	$1.61 \pm 0.21$	$9\sigma$

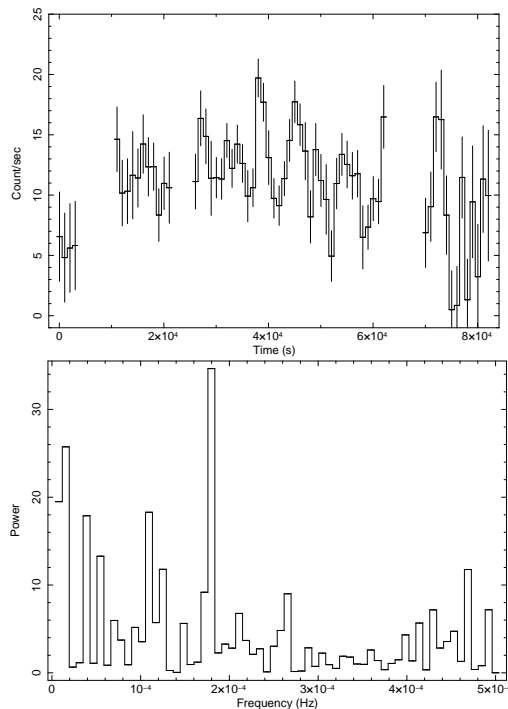


**Fig. 2.** The ASM lightcurves of the X-ray binary 4U 2206+54 in two energy bands: 1.5–5 keV; 5–12 keV. The X-ray flare cannot be significantly detected below 5 keV.

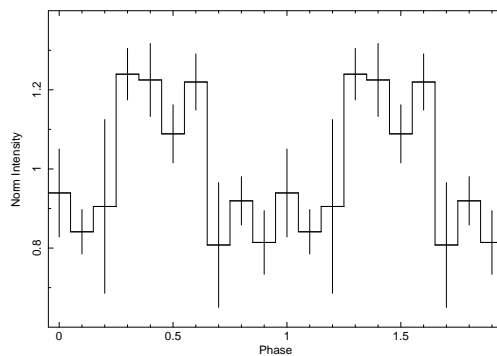
#### 4. Summary and discussion

In this paper we reported the INTEGRAL/IBIS and RXTE/ASM observations of a 2-day long-duration hard X-ray outburst in 4U 2206+54 which harbors a highly magnetized neutron star (Wang 2009). This outburst is peculiar in the following ways: (1) a double-flare feature: the second flare occurred about 15 hours after the first one; the first flare had a temporal profile of fast rise and exponential like decay, the second one had a modulation period of 5550 s which is the pulsation period of the neutron star; (2) the flare had a hard spectrum: the first flare was only seen above 5 keV from RXTE/ASM data; for the second flare, the 18 – 250 keV spectrum was fitted by a thermal bremsstrahlung model with  $kT \sim 23.4$  keV or a broken power-law model with the photon indexes  $\Gamma_1 \sim 2.3$ ,  $\Gamma_2 \sim 3.3$ , and break energy  $E_b \sim 31$  keV. No cyclotron absorption line during the outburst was detected. The long-duration flare has a mean X-ray luminosity of  $\sim 1.3 \times 10^{36}$  erg  $s^{-1}$  and a total released energy higher than  $10^{41}$  ergs in the range of 20 – 100 keV.

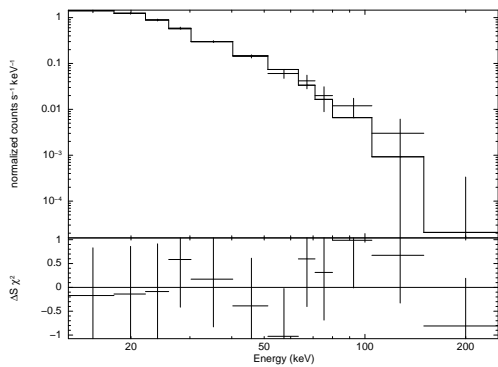
The sudden strong X-ray flares have been detected in some other high mass X-ray binaries (e.g., GX 301-2, see Haberl 1991, Leahy 1991, Koh et al. 1997; XTE J0052-723 Laycock et al 2003). In these systems, the X-ray flares occur always before periastron passages of the neutron star.



**Fig. 3. Top** The light curve of the second flare of the hard X-ray outburst by INTEGRAL/IBIS. **Bottom** The power spectrum of the INTEGRAL/IBIS light curve of 4U 2206+54 during the second flare. A significant period at  $5550 \pm 50$  s is detected in the light curve.



**Fig. 4.** The IBIS/ISGRI background subtracted light curve (20 – 40 keV) of 4U 2206+54 during the second flare folded at a pulsation period (5550 s). The pulse profile is repeated once for clarity.



**Fig. 5.** The average spectrum of 4U 2206+54 from the INTEGRAL/IBIS observations during the second flare of the X-ray burst. The spectrum was fitted by a thermal bremsstrahlung model with  $kT \sim 23.2$  keV.

Therefore, the flares show the recurrence of orbital periodicity, and have the following characteristics: (1) duration of  $\sim 0.1$  orbital phase, roughly several days (Leahy 2002; Laycock et al 2003); (2) strong photoelectric absorption, which makes the flares events absent at low energies ( $< 5$  keV, see Leahy 2002); (3) the spectrum can be described by a cut-off power-law model (Laycock et al 2003). Recently, the X-ray outburst of a Be/X-ray pulsars A 0535+26 was detected with a double-peak feature (Caballero et al. 2010). This outburst also showed the orbital modulations with a duration of more than ten days (orbital period  $\sim 111$  days, Finger et al. 2006). In addition the cyclotron absorption features were detected during the outburst, suggesting that the transient circumstellar-disk accretion near the periastron powered the outburst of A 0535+26 (Caballero et al. 2010).

Since these X-ray flares occurred with orbital periodicity, we can check this possible modulation in X-ray light curve of 4U 2206+54. If we assume the detected X-ray flare occur around the periastron passage of the neutron star, then the X-ray flares would be recurrent with the recurrence time of  $\sim 19$  day. In Table 1, we presented the hard X-ray light curves (20 – 40 keV) of 4U 2206+54 observed by IBIS-ISGRI covering two orbital periods, but only one flare was detected and no orbital modulation was found. Then the X-ray flare in 4U 2206+54 was different from the outbursts near the periastrons in other sources because the detected hard X-ray flare would not be repeated just due to orbital modulation. Thus the hard X-ray flare in 4U 2206+54 may have other origins.

Recently, some soft gamma-ray time-structured bursts of durations from several hours to about 1 day have been detected by INTEGRAL/IBIS observations in some supergiant high mass X-ray binaries which were called supergiant fast X-ray transients (SFXTs, see Sidoli et al. 2005; Negueruela et al. 2006; Sguera et al. 2006; 2008). The SFXTs also belong to the wind-fed systems. The physical origin of the fast outbursts displayed in SFXTs is still unknown. It was suggested that the presence of dense clumps in the wind of OB supergiant companions produces the accretion outbursts in SFXTs (in’t Zand 2005; Walter & Zurita Heras 2007). It is believed that SFXTs should contain sporadically accreting neutron stars, and they would be similar to the system of 4U 2206+54. Some of SFXTs have been found to contain a neutron star with pulsation pe-

riod from ten to a few hundred seconds (Sguera et al. 2007; Karasev et al. 2008), and orbital period from several days to 30 days (Bird et al. 2009; Jain et al. 2009). 4U 2206+54 has a similar orbital period but a much slower pulsation period. The detected flare in 4U 2206+54 also has the peak X-ray luminosity similar to those of SFXTs. Then the reported outbursts with X-ray luminosity higher than  $10^{36}$  erg  $s^{-1}$  could just be a bright flare in 4U 2206+54 due to a suddenly enhanced wind accretion induced by an unknown process, which might be similar to the theoretical mechanism proposed in SFXTs. It is possible that the accretion materials as clumps or conglomeration from stellar winds hit the polar cap region of the highly magnetic neutron star to produce the hard X-ray outburst in 4U 2206+54.

There still exist the different effects on accretion by the wind of a main sequence star in 4U 2206+54 and supergiant winds in SFXTs. More detailed study is clearly needed. It should be noted that a small part of the unidentified sources show the fast X-ray bursts and are candidate SFXTs though the optical counterpart has not yet been identified as the early-type supergiant star (see Negueruela et al. 2006; Sguera et al. 2006). Moreover, many early-type stars are characterized by highly structured and variable massive winds (Prinja et al. 2005). It is expected that this hard X-ray flare in 4U 2206+54 could be a *missing* link between these systems, and may help us to understand the nature of SFXTs and the flare of 4U 2206+54.

## Acknowledgments

The author is grateful to the referee for the fruitful comments and Prof. C.K. Chou for useful discussions. This work was supported by the National Natural Science Foundation of China under grants 10803009 and 10833003.

## References

- Bird, A.J. et al. 2009, MNRAS, 393, L11
- Blay, P. et al., 2005, A&A, 438, 963
- Blay, P. et al., 2006, A&A, 466, 1095
- Caballero, I. et al. 2010, arXiv:1003.2969
- Corbet, R.H.D. & Peele, A.G., 2001, ApJ, 562, 936
- Corbet, R.H.D., Markwardt, C.B. & Tueller, J., 2007, ApJ, 655, 458
- Finger, M.H. et al. 2006, BAAS, 38, 359
- Finger, M.H. et al. 2009, arXiv:0908.4042
- Giacconi, R. et al., 1972, ApJ, 178, 281
- Goldwurm, A. et al., 2003, A&A, 411, L223 490, L161
- Haberl, F. 1991, ApJ, 376, 245
- In’t Zand, J.J.M. 2005, A&A, 441, L1
- Jain, C., Paul, B. & Dutta, A. et al. 2009, MNRAS, 397, L11
- Karasev, D.I., Tsygankov, S.S. & Lutovinov, A.A. 2008, MNRAS, 386, L10
- Koh, D.T. et al. 1997, ApJ, 479, 933
- Laycock, S. et al. MNRAS, 339, 435
- Leahy, D.A. 1991, MNRAS, 250, 310
- Leahy, D.A. 2002, A&A, 391, 219
- Lebrun, F. et al., 2003, A&A, 411, L141
- Massetti, N. et al., 2004, A&A, 423, 311
- Negueruela, I. & Reig, P., 2001, A&A, 371, 1056
- Negueruela, I et al., 2006, ESA SP-604, 165
- Prinja, R.K., Massa, D. & Searle, S.C. 2005, A&A, 430, L41
- Reig, P. et al., 2009, A&A, 494, 1073
- Ribó, M. et al., 2006, A&A, 449, 687
- Sguera, V. et al., 2006, ApJ, 646, 452
- Sguera, V. et al., 2007, A&A, 467, 249
- Sguera, V. et al., 2008, A&A, 487, 619
- Sidoli, L. et al. 2005, A&A, 429, L47
- Torrejón, J.M. et al., 2004, A&A, 423, 301
- Walter, R. & Zurita Heras, J.A. 2007, A&A, 476, 335
- Wang, W. 2009, MNRAS, 398, 1428