

The optimal angle of Release in Shot Put

Alexander Lenz

*Institut für Physik, Technische Universität Dortmund, D-44221 Dortmund, Germany and
Institut für Theoretische Physik, Universität Regensburg, D-93040 Regensburg, Germany*

Florian Rappl

Institut für Theoretische Physik, Universität Regensburg, D-93040 Regensburg, Germany

(Dated: July 27, 2010)

Abstract

We determine the optimal angle of release in shot put. The simplest model - mostly used in textbooks - gives a value of 45° , while measurements of top athletes cluster around $37 - 38^\circ$. Including simply the height of the athlete the theory prediction goes down to about 42° for typical parameters of top athletes. Taking further the correlations of the initial velocity of the shot, the angle of release and the height of release into account we predict values around $37 - 38^\circ$, which coincide perfectly with the measurements.

I. INTRODUCTION

We investigate different effects contributing to the determination of the optimal angle of release at shot put. Standard text-book wisdom tells us that the optimal angle is 45° , while measurements of world-class athletes¹⁻⁷ typically give values of below 40° . In Table I we show the data from the olympic games in 1972 given by Kuhlow (1975)¹ with an average angle of release of about 38° . The measurements of Dessureault (1978)², McCoy et al. (1984)³, Susanaka and Stepanek (1988)⁴, Bartonietz and Borgström (1995)⁵, Tsirakos et al. (1995)⁶ and Luhtanen et al. (1997)⁷ give an average angle of release of about 37° .

This obvious deviation triggered already considerable interest in the literature⁸⁻³¹. Most of these investigations obtained values below 45° but still considerably above the measured values. E.g. in the classical work of Lichtenberg and Wills (1976)¹³ optimal release angles of about 42° were found by including the effect of the height of an athlete.

We start by redoing the analysis of Lichtenberg and Wills (1976)¹³. Next we investigate the effect of air resistance. Here we find as expected^{11,13} that in the case of shot put air resistance gives a negligible contribution³⁴. If the initial velocity \vec{v}_0 , the release height h and the release angle θ are known, the results obtained up to that point are exact. We provide a computer program to determine graphically the trajectory of the shot for a given set of \vec{v}_0 , h and θ including air resistance and wind.

Coming back to the question of the optimal angle of release we give up the assumption of Lichtenberg and Wills (1976)¹³, that the initial velocity, the release height and the release angle are uncorrelated. This was suggested earlier in the literature^{8,12,17-19,21,22,24,30}. We include three correlations:

- The angle dependence of the release height; this was discussed in detail by de Luca (2005)³⁰.
- The angle dependence of the force of the athlete; this was suggested for javeline throw by Red and Zogaib (1977)³³. In particular a inverse proportionality between the initial velocity and the angle of release was found. This effect was discussed for the case of shot put in McWatt (1982)¹⁵, McCoy (1984)³, Gregor (1990)²⁰ and Linthorne (2001)²⁴.
- The angle dependence of the initial velocity due to the effect of gravity during the period of release; this was discussed e.g. in Tricker and Tricker (1967)⁸, Zatsiorski and

Matveev (1969)¹⁰, Hay (1973)¹² and Linthorne (2001)²⁴.

To include these three correlations we still need information about the angle dependence of the force of the athlete. In principle this has to be obtained by measurements with each individual athlete. To show the validity of our approach we use a simple model for the angle dependence of the force and obtain realistic values for the optimal angle of release.

Our strategy is in parts similar to the nice and extensive work of Linthorne (2001)²⁴. While Linthorne's approach is based on experimental data on $v(\theta)$ and $h(\theta)$ our approach is more theoretical. We present some toy models that predict the relation $v \propto -\theta$ found by Red and Zogaib (1977)³³.

We do not discuss possible deviations between the flight distance of the shot and the official distance. Here we refer the interested reader to the work of Linthorne (2001)²⁴.

II. ELEMENTARY BIOMECHANICS OF SHOT PUT

A. The simplest approach

Let us start with the simplest model for shot put. The shot is released from a horizontal plane with an initial velocity \vec{v}_0 under the angle θ relative to the plane. We denote the horizontal distance with x and the vertical distance with y . The maximal height of the shot is denoted by y_M ; the shot lands again on the plane after travelling the horizontal distance x_M , see Fig.1.

Solving the equations of motions $\vec{F} = m\dot{\vec{x}}$ with the initial condition

$$\dot{\vec{x}}(0) = \vec{v}_0 = v_0 \begin{pmatrix} \cos \theta \\ \sin \theta \end{pmatrix}, \quad (1)$$

one obtains

$$x(t) = v_0 \cos \theta t, \quad (2)$$

$$y(t) = v_0 \sin \theta t - \frac{1}{2}gt^2, \quad (3)$$

$$\Rightarrow y(x) = x \tan \theta - \frac{1}{2} \frac{gx^2}{v_0^2 \cos^2 \theta}. \quad (4)$$

The maximal horizontal distance is obtained by setting $y(x)$ equal to zero

$$x_M = \frac{v_0^2}{g} \sin 2\theta. \quad (5)$$

From this result we can read off that the optimal angle is $\theta^{Opt.} = 45^\circ$ - this is the result that is obtained in many undergraduate textbooks. It is however considerably above the measured values of top athletes. Moreover, Eq.(5) shows that the maximal range at shot put depends quadratically on the initial velocity of the shot.

B. The effect of the height of the athlete

Next we take the height of the athlete into account, this was described first in Lichtenberg and Wills (1976)¹³. Eq. (4) still holds for that case. We denote the height at which the shot is released with h . The maximal horizontal distance is now obtained by setting $y(x)$ equal to $-h$.

$$x_M = \frac{v_0^2 \cos \theta}{g} \left(\sin \theta + \sqrt{\sin^2 \theta + \frac{2gh}{v_0^2}} \right). \quad (6)$$

This equation holds exactly if the parameters v_0 , h and θ are known and if the air resistance is neglected.

Assuming that the parameters v_0 , h and θ are independent of each other we can determine the optimal angle of release by setting the derivative of x_M with respect to θ to zero.

$$\sin \theta^{Opt.} = \frac{1}{\sqrt{2 \left(1 + \frac{hg}{v_0^2} \right)}}. \quad (7)$$

The optimal angle is now always smaller than 45° . With increasing h the optimal angle is getting smaller, therefore taller athletes have to release the shot more flat. The dependence on the initial velocity v_0 is more complicated. Larger values of v_0 favor larger values of θ . We show the optimal angle for three fixed values of $h = 1.6$ m, 2 m and 2.4 m in dependence of v_0 in Fig.2.

With the average values from Table I for $h = 2.15$ m and $v_0 \approx 13.7$ m/s we obtain an optimal angle of $\theta^{Opt.} \approx 42^\circ$, while the average of the measured angles from Table I is about 38° . We conclude therefore that the effect of including the height of the athlete goes in the right direction, but the final values for the optimal angle are still larger than the measured ones. In our example the initial discrepancy between theory and measurement of $45^\circ - 38^\circ = 7^\circ$ is reduced to $42^\circ - 38^\circ = 4^\circ$. These findings coincide with the ones from Lichtenberg and Wills (1976)¹³.

For $h \approx 2$ m and $v_0 \geq 12$ m/s ($hg/v_0^2 \leq 0.136$) we can also expand the expression for the

optimal angle

$$\sin \theta^{Opt.} \approx \frac{1}{\sqrt{2}} \left[1 - \frac{1}{2} \frac{gh}{v_0^2} + \mathcal{O} \left(\frac{hg}{v_0^2} \right)^2 \right] = \frac{1}{\sqrt{2}} \left[1 - \frac{1}{4} \frac{E_{pot}}{E_{kin}} + \mathcal{O} \left(\frac{hg}{v_0^2} \right)^2 \right], \quad (8)$$

with the kinetic energy $E_{kin} = \frac{1}{2}mv_0^2$ and the potential energy $E_{pot} = mgh$. m denotes the mass of the shot.

By eliminating different variables from the problem, Lichtenberg and Wills (1976)¹³ derived several expressions for the maximum range at shot put:

$$x_M = h \tan 2\theta^{Opt.} \quad (v_0 \text{ eliminated}), \quad (9)$$

$$= \frac{v_0^2}{g} \sqrt{1 + \frac{2gh}{v_0^2}} \quad (\theta^{Opt.} \text{ eliminated}), \quad (10)$$

$$= \frac{v_0^2}{g} \cot \theta^{Opt.} \quad (h \text{ eliminated}). \quad (11)$$

Expanding the expression in Eq.(10) in hg/v_0^2 one gets

$$x_M = \frac{v_0^2}{g} + h + \mathcal{O} \left(\frac{hg}{v_0^2} \right)^2 \quad (12)$$

$$= \frac{2E_{kin} + E_{pot}}{mg} + \mathcal{O} \left(\frac{hg}{v_0^2} \right)^2. \quad (13)$$

Here we can make several interesting conclusions

- To zeroth order in hg/v_0^2 the maximal horizontal distance is simply given by v_0^2/g . This can also be read off from Eq. (5) with $\theta = \theta^{Opt.} = 45^\circ$.
- To first order in hg/v_0^2 the maximal horizontal distance is $v_0^2/g + h$. Releasing the shot from 10 cm more height results in a 10 cm longer horizontal distance.
- The kinetic energy is two times more important than the potential energy. If an athlete has the additional energy δE at his disposal, it would be advantageous to put the complete amount δE in kinetic energy compared to potential energy.
- Effects of small deviations from the optimal angle are not large, since x_M is stationary at the optimal angle.

C. The effect of Air resistance

Next we investigate the effect of the air resistance. This was considered in Tutevich (1969)¹¹, Lichtenberg and Wills (1976)¹³. The effect of the air resistance is described by the following force

$$F_W = ma_W \approx \frac{\rho\pi c_w r^2 v^2}{2}, \quad (14)$$

with the density of air ρ , the drag coefficient of the sphere c_w (about 1/2), the radius of the sphere r and the velocity of the shot v . The maximum of v_0 in our calculations is about 16 m/s which results in very small accelerations a_W . In addition to the air resistance we included the wind velocity in our calculations.

We confirm the results of Tutevich (1969)¹¹. As expected the effect of the air resistance turns out to be very small. Tutevich stated that for headwind with a velocity of 5 m/s the shot is about 9–14 cm reduced for $v_0 = 12–14$ m/s compared to the value of x_M without wind. He also stated that for tailwind one will find an increased value of 6–8 cm at $v_0 = 12–14$ m/s compared to a windless environment. We could verify the calculations of Tutevich (1969)¹¹ and obtain some additional information as listed in Table II by incorporating these effects in a small Computer program that can be downloaded from the internet, see Rappl (2010)³². An interesting fact is that headwind reduces the shot more than direct wind from above (which could be seen as small g factor corrections). If the values of v_0 , h and θ are known (measured) precisely then the results of our program are exact.

Now one can try to find again the optimal angle of release. Lichtenberg and Wills (1978)¹³ find that the optimal angle is reduced compared to our previous determination by about -0.13° for some typical values of v_0 and h and by still assuming that v_0 , h and θ are independent of each other.

Due to the smallness of this effect compared to the remaining discrepancy of about 4° between the predicted optimal angle of release and the measurements we neglect air resistance in the following.

III. CORRELATIONS BETWEEN θ , v_0 AND h

Next we give up the assumption that the parameters θ , v_0 and h are independent variables. This was suggested e.g. in Tricker and Tricker (1967)⁸, Hay (1973)¹², Dyson (1986)¹⁷,

Hubbard (1988)¹⁸, de Mestre (1990)¹⁹, de Mestre et al. (1998)²¹, Maheras (1998)²², Yeadon (1998)²³, Linthorne (2001)²⁴ and De Luca (2005)³⁰. We will include three effects: the dependence of the height of release from the angle of release, the angle dependence of the force of the athlete and the effect of gravity during the delivery phase.

A. The angle dependence of the point of release

The height of the point, where the shot is released depends obviously on the arm length and on the angle

$$h = h_s + b \sin \theta, \quad (15)$$

with the height of the shoulder h_s and the length of the arm b . Clearly this effect will tend to enhance the value of the optimal angle of release, since a larger angle will give a larger value of h and this will result in a larger value of x_M . This effect was studied in detail e.g. in de Luca (2005)³⁰. We redid that analysis and confirm the main result of that work³⁵. The optimal angle can be expanded in $a = h_s g / v_0^2$

$$\sin \theta^{Opt., deLuca} = \frac{1}{\sqrt{2}} - \frac{1 + 4\sqrt{2}}{16}a + \frac{160 + 113\sqrt{2}}{512}a^2 - \frac{552 + 379\sqrt{2}}{1024}a^3 \quad (16)$$

$$\approx \frac{1}{\sqrt{2}} - 0.42 \frac{h_s g}{v_0^2}. \quad (17)$$

As expected above we can read off from this formula that the optimal angle of release is now enhanced compared to the analysis of Lichtenberg and Wills (1976),

$$\sin \theta^{Opt., deLuca} - \sin \theta^{Opt., Lichtenberg} \approx \frac{(0.35h - 0.42h_s)g}{v_0^2} > 0. \quad (18)$$

For typical values of v_0 , h_s and b de Luca (2005)³⁰ gets an increase of the optimal angle of release in the range of $+0.4^\circ$ to $+1^\circ$. With the inclusion of this effect the problem of predicting the optimal angle of release has become even more severe.

B. The angle dependence of the force of the athlete

The world records in bench-pressing are considerably higher than the world records in clean and jerk. This hints to the fact that athletes have typically most power at the angle $\theta = 0$ compared to larger values of θ . This effect that is also confirmed by experience in

weight training, was suggested and investigated e.g. by McWatt (1982)¹⁵, McCoy (1984)³, Gregor (1990)²⁰ and Linthorne (2001)²⁴. The angle dependence of the force of the athlete can be measured and then be used as an input in the theoretical investigation. Below we will use a very simple model for the dependence to explain the consequences. This effect now tends to favor smaller values for the optimal angle of release.

C. The effect of gravity during the delivery phase

Finally one has to take into account the fact, that the energy the athlete can produce is split up in potential energy and in kinetic energy.

$$E = E_{kin} + E_{pot} \quad (19)$$

$$= \frac{1}{2}mv_0^2 + mg\delta h, \quad (20)$$

where $\delta h = h - h_s$ ³⁶. Hence, the higher the athlete throws the lower will be the velocity of the shot. Since the achieved distance at shot put depends stronger on v_0 than on h this effect will also tend to give smaller values for the optimal angle of release. This was investigated e.g. in Tricker and Tricker (1967)⁸, Zatsiorski and Matveev (1969)¹⁰, Hay (1973)¹² and Linthorne (2001)²⁴.

D. Putting things together

Now we put all effects together. From Eq.(15) and Eq.(20) we get

$$E = \frac{1}{2}mv_0^2 + mgb \sin \theta. \quad (21)$$

The angle dependence of the force of the athlete will result in an angle dependence of the energy an athlete is able to transmit to the put

$$E = E(\theta) = E_0 f(\theta). \quad (22)$$

The function $E(\theta)$ can in principle be determined by measurements with individual athletes. From these two equations and from Eq.(15) we get

$$v_0^2(\theta) = 2 \left[\frac{E(\theta)}{m} - gb \sin \theta \right], \quad (23)$$

$$h(\theta) = h_s + b \sin \theta. \quad (24)$$

Inserting these two θ -dependent functions in Eq.(6) we get the full θ -dependence of the maximum distance at shot put

$$x_M(\theta) = \frac{v_0^2(\theta) \cos \theta}{g} \left(\sin \theta + \sqrt{\sin^2 \theta + \frac{2gh(\theta)}{v_0^2(\theta)}} \right). \quad (25)$$

The optimal angle of release is obtained as the root of the derivative of $x_M(\theta)$ with respect to θ . To obtain numerical values for the optimal angle we need to know $E(\theta)$. In principle this function is different for different athletes and it can be determined from measurements with the athlete. To make some general statements we present two simple toy models for $E(\theta)$.

E. Simple toy models for $E(\theta)$

We use the following two simple toy models for $E(\theta)$

$$E_1(\theta) = E_{1,0} \cdot f_1(\theta) = E_{1,0} \frac{2 + \cos \theta}{3}. \quad (26)$$

$$E_2(\theta) = E_{2,0} \cdot f_2(\theta) = E_{2,0} \left(1 - \frac{2\theta}{3\pi} \right) \quad (27)$$

This choice results in $E = E_0$ for $\theta = 0$ and $E = \frac{2}{3}E_0$ for $\theta = \pi/2$, which looks reasonable. At this stage we want to remind the reader again: this Ansatz is just supposed to be a toy model, a decisive analysis of the optimal angle of release will have to be done with the measured values for $E(\theta)$. We extract the normalization E_0 from measurements

$$\frac{E_{1,0}}{m} = \frac{E_1(\theta)}{mf_1(\theta)} = \frac{3}{2 + \cos \theta} \left[gb \sin \theta + \frac{v_0^2}{2} \right], \quad (28)$$

$$\frac{E_{2,0}}{m} = \frac{E_2(\theta)}{mf_2(\theta)} = \frac{1}{1 - \frac{2\theta}{3\pi}} \left[gb \sin \theta + \frac{v_0^2}{2} \right]. \quad (29)$$

With the average values of Table I ($h = 2.15$ m, $v_0 = 13.7$ m/s and $\theta = 38^\circ$) and $b = 0.8$ m we get

$$h_s = 1.66 \text{ m}, \quad (30)$$

$$\frac{E_{1,0}}{m} = 106.18 \text{ m}^2/\text{s}^2, \quad (31)$$

$$\frac{E_{2,0}}{m} = 103.305 \text{ m}^2/\text{s}^2. \quad (32)$$

Now all parameters in $x_M(\theta)$ are known. Looking for the maximum of $x_M(\theta)$ we obtain the optimal angle of release to be

$$\theta_1^{Opt.} = 37.94^\circ, \quad (33)$$

$$\theta_2^{Opt.} = 37.38^\circ, \quad (34)$$

which lie now perfectly in the measured range!

Next we can also test the findings of Maheras (1998)²² that v_0 decreases linearly with θ by plotting $v_0(\theta)$ from Eq.(23) against θ . We find our toy model 1 gives an almost linear decrease, while the decrease of toy model looks exactly linear.

Our simple but reasonable toy models for the angle dependence of the force of the athlete give us values for optimal release angle of about $37^\circ - 38^\circ$, which coincide perfectly with the measured values. Moreover they predict the linear decrease of v_0 with increasing θ as found by Maheras (1998)²²

IV. CONCLUSION

In this paper we have reinvestigated the biomechanics of shot put in order to determine the optimal angle of release. Standard text-book wisdom tells us that the optimal angle is $\theta^{Opt.} = 45^\circ$, while measurements of top athletes tend to give values around $37^\circ - 38^\circ$. Including the effect of the height of the athlete reduces the theory prediction for the optimal angle to values of about 42° (Lichtenberg and Wills (1978)¹³). As the next step we take the correlation between the initial velocity \vec{v}_0 , the height of release h and the angle of release θ into account. Therefore we include three effects:

1. The dependence of the height of release from the angle of release is a simple geometrical relation. It was investigated in detail by de Luca (2005)³⁰. We confirm the result and correct a misprint in the final formula of Luca (2005)³⁰. This effect favors larger values for the optimal angle of release.
2. The energy the athlete can transmit to the shot is split up in a kinetic part and a potential energy part. This effect favors smaller values for the optimal angle of release.
3. The force the athlete can exert to the shot depends also on the angle of release. This effect favors smaller values for the optimal angle of release.

The third effect depends on the individual athlete. To make decisive statements the angle dependence of the angular dependence of the force has to be measured first and then the formalism presented in this paper can be used to determine the optimal angle of release for an individual athlete.

To make nevertheless some general statements we investigate two simple, reasonable toy models for the angle dependence of the force of an athlete. With these toy models we obtain theoretical predictions for the optimal angle of $37^\circ - 38^\circ$, which coincide exactly with the measured values. For our predictions we do not need initial measurements of $v(\theta)$ and $h(\theta)$ over a wide range of release angles. In that respect our work represents a further development of Linthorne (2001)²⁴. Moreover our simple toy models predict the linear decrease of v_0 with increasing θ as found by Maheras (1998)²².

Acknowledgments

We thank Philipp Weishaupt for enlightening discussions, Klaus Wirth for providing us literature and Jürgen Rohrwild for pointing out a typo in one of our formulas.

-
- ¹ A. Kuhlow, "Die Technik des Kugelstoßens der Männer bei den Olympischen Spielen 1972 in München," *Leistungssport* **2**, (1975)
 - ² J. Dessureault, "Selected kinetic and kinematic factors involved in shot putting," in *Biomechanics VI-B* (edited by E. Asmussen and K. Jörgensen), p 51, Baltimore, MD: University Park Press.
 - ³ M. W. McCoy, R. J. Gregor, W.C. Whiting, R.C. Rich and P. E. Ward, "Kinematic analysis of elite shotputters," *Track Technique* **90**, 2868 (1984).
 - ⁴ P. Susanka and J. Stepanek, "Biomechanical analysis of the shot put," *Scientific Report on the Second IAAF World Chamionships in Athletics*, 2nd edn, I/1 (1988), Monaco: IAAF.
 - ⁵ K. Bartonietz and A. Borgström, "The throwing events at the World Championships in Athletics 1995, Göteborg - Technique of the world's best athletes. Part 1: shot put and hammer throw," *New Studies in Athletics* **10** (4), 43 (1995).
 - ⁶ D. K. Tsirakos, R. M. Bartlett and I. A. Kollias, "A comparative study of the release and

- temporal characteristics of shot put,” *Journal of Human Movement Studies* **28**, 227 (1995).
- ⁷ P. Luhtanen, M. Blomquist and T. Vääntinen, “A comparison of two elite putters using the rotational technique,” *New Studies in Athletics* **12** (4), 25 (1997).
- ⁸ R. A. R. Tricker and B. J. K. Tricker, “The Science of Movement,” London: Mills and & Boon (1967).
- ⁹ B. P. Garfoot, “Analysis of the trajectory of the shot,” *Track Technique* **32**, 1003 (1968).
- ¹⁰ V. M. Zatsiorski and E. I. Matveev, “Investigation of training level factor structure in throwing events,” *Theory and Practice of Physical Culture (Moscow)* **10**, 9 (1969) (in russian).
- ¹¹ V. N. Tutevich, “Teoria Sportivnykh Metanii,” *Fizkultura i Sport*, Moscow (in russian) 1969.
- ¹² J. G. Hay, “Biomechanics of Sports Techniques,” Englewood Cliffs, NJ: Prentice-Hall 1973 (4th edn 1993).
- ¹³ D. B. Lichtenberg and J. G. Wells, “Maximizing the range of the shot put,” *Am. J. Phys.* **46**(5), 546 (1978).
- ¹⁴ V. M. Zatsiorsky, G. E. Lanka and A. A. Shalmanov, “Biomechanical analysis of shot putting technique,” *Exercise Sports Sci. Rev.* **9**, 353 (1981).
- ¹⁵ B. McWatt, “Angles of release in the shot put,” *Modern Athlete and Coach* **20** (4), 17 (1982).
- ¹⁶ M. S. Townend, “Mathematics in Sport,” 1984, Ellis Horwood Ltd., Chichester, ISBN 0-853-12717-4
- ¹⁷ G. H. G. Dyson, “Dyson’s Mechanics of Athletics,” London: Hodder & Stoughton (8th edn. 1986).
- ¹⁸ M. Hubbard, “The throwing events in track and field,” in *The Biomechanics of Sport* (edited by C. L. Vaughan), 213 (1988). Boca Raton, FL: CRC Press.
- ¹⁹ N. J. de Mestre, “The mathematics of projectiles in sport,” 1990, Cambridge University Press, Cambridge, ISBN 0-521-39857-6
- ²⁰ R. J. Gregor, R. McCoy and W. C. Whiting, “Biomechanics of the throwing events in athletics,” *Proceedings of the First International Conference on Techniques in Athletics*, Vol. 1 (edited by G.-P. Brüggemann and J. K. Ruhl), 100 (1990). Köln: Deutsche Sporthochschule.
- ²¹ N. J. de Mestre, M. Hubbard and J. Scott, “Optimizing the shot put,” in *Proceedings of the Fourth Conference on Mathematics and Computers in Sport* (edited by N. de Mestre and K. Kumar), 249 (1998). Gold Coast, Qld: Bond University.
- ²² A. V. Maheras, “Shot-put: Optimal angles of release,” *Track & Fields Coaches Review*, **72** (2),

- 24 (1998).
- ²³ F. R. Yeadon, “Computer Simulations in sports biomechanics.” in Proceedings of the XVI International Symposium on Biomechanics in Sports (ed. by H.J. Riehle and M.M. Vieten), (1998) 309. Köln: Deutsche Sporthochschule.
- ²⁴ N. P. Linthorne, “Optimum release angle in the shot put,” *J. Sports Sci.* **19**, 359 (2001).
- ²⁵ M. Hubbard, N. J. de Mestre and J. Scott, “Dependence of release variables in the shot put,” *J. Biomech.* **34**, 449 (2001).
- ²⁶ M. Bace, S. Illijic and Z. Narancic, “Maximizing the range of a projectile,” *Eur. J. Phys.* **23**, 409 (2002).
- ²⁷ F. Mizera and G. Horvth, “Influence of environmental factors on shot put and hammer throw range,” *J. Biophys.* **35**, 785 (2002).
- ²⁸ R. Cross, “Physics of overarm throwing,” *Am. J. Phys.* **72(3)**, 305 (2004).
- ²⁹ U. Oswald and H. R. Schneebeli, “Mathematische Modelle zum Kugelstossen,” *vsmp Bulletin* 94 (2004). www.vsmc.ch/de/bulletins/no94/oswald.pdf
- ³⁰ R. De Luca, “Shot-put kinematics,” *Eur. J. Phys.* **26**, 1031 (2005).
- ³¹ Nicholas P. Linthorne, “Throwing and jumping for maximum horizontal range,” arXiv: physics/0601148.
- ³² <http://shotput.florian-rappl.de>
- ³³ W. E. Red and A. J. Zogaib, “Javelin dynamics including body interaction,” *Journal of Applied Mechanics* **44**,496 (1977).
- ³⁴ Oswald and Schneebeli (2004)²⁹ find relatively large effects due to air resistance. We could trace back their result to an error in the formula for the area of the shot. They used $A = d^2\pi$ instead of $A = r^2\pi$ (d diameter, r radius) and have therefore a force that is four times as large as the correct one.
- ³⁵ There was a misprint in Eq.(11) of³⁰: the term of order a^3 should have a different sign.
- ³⁶ We do not take into account an initial velocity of the shot, before the phase there the arm is stretched. In principle this can be simply included in our model - but we wanted to keep the number of parameters low.

Tables

Name	v_0 [m/s]	h [m]	θ [°]	x_{exp} [m]	x_M [m]	Δx [m]
Woods	13,9	2,2	40	21,17	21,61	-0,44
Woods	13,7	2,1	35,7	21,05	20,58	+0,47
Woods	13,6	2,16	37,7	20,88	20,59	+0,29
Briesenick	14	2,2	39,7	21,02	21,87	-0,85
Feuerbach	13,5	2,1	38,3	21,01	20,32	+0,69

TABLE I: Compendium of some data measured during the Summer Olympic Games 1972 from Kuhlow¹

Type	1 m/s	2 m/s	3 m/s	4 m/s	5 m/s
Headwind Δx [cm]	-1	-3	-6	-8	-11
Tailwind Δx [cm]	2	4	5	6	7
From above Δx [cm]	0	-1	-2	-3	-4

TABLE II: Differences for x_M with $v_0 = 13$ m/s, $\theta = 45^\circ$ and $h = 2$ m compared to zero wind velocity calculated by Rappl (2010)³²

Figures

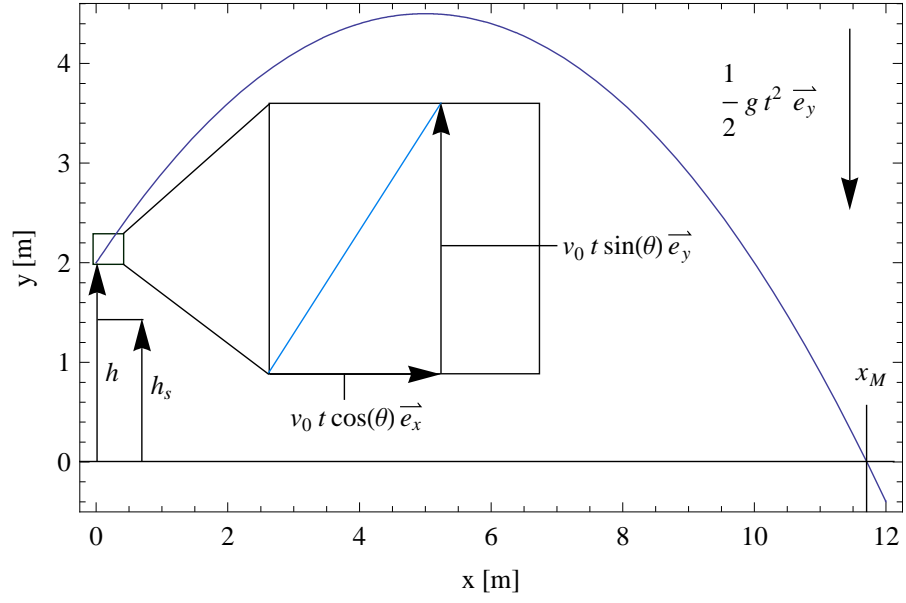


FIG. 1: The setup for our calculations with the angle θ of the velocity v_0 split into x and y direction and the height of the throw h with the shoulder height h_s of the athlete

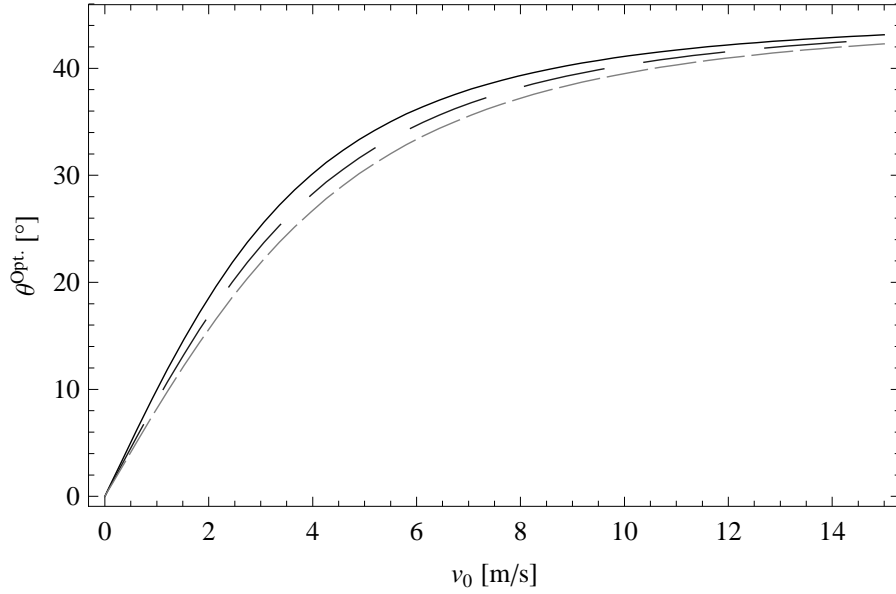


FIG. 2: The optimal angle $\theta^{Opt.}$ for (from top to bottom) $h = 1.6, 2.0, 2.4$ m in dependence of the start velocity v_0 taking the height of the athlete into account

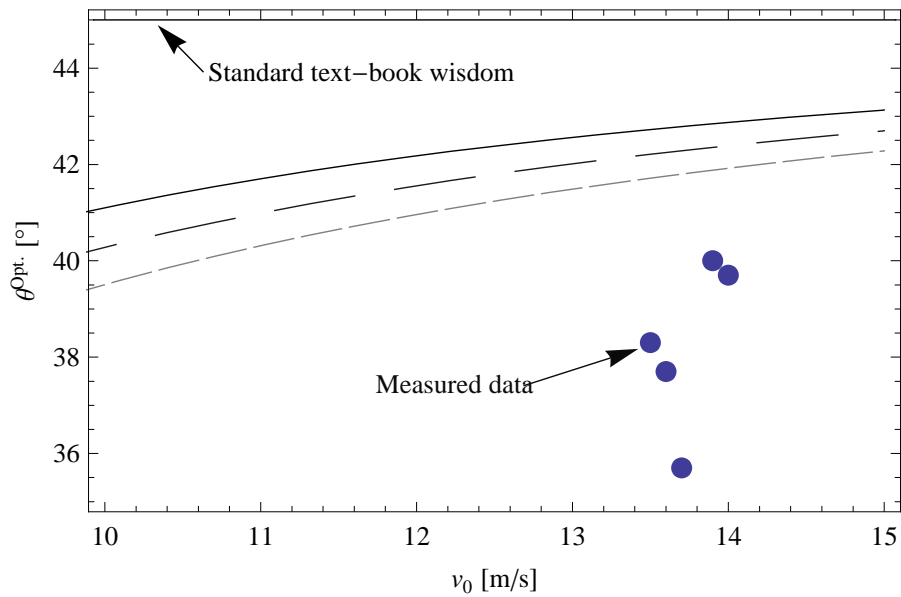


FIG. 3: The optimal angle $\theta^{Opt.}$ in the interesting area of v_0 between 10 – 15 m/s for (from top to bottom) $h = 1.6, 2.0, 2.4$ m taking the height of the athlete into account and the measured data from Table I shown as dots