

# X-ray Evolution of Pulsar Wind Nebulae

Aya Bamba<sup>1,2</sup>, Takayasu Anada<sup>2</sup>, Tadayasu Dotani<sup>2</sup>, Koji Mori<sup>3</sup>, Ryo Yamazaki<sup>4</sup>, Ken Ebisawa<sup>2</sup>, Jacco Vink<sup>5</sup>

## ABSTRACT

During the search for counterparts of very-high-energy gamma-ray sources, we serendipitously discovered large, extended, low surface brightness emission from PWNe around pulsars with the ages up to  $\sim 100$  kyrs, a discovery made possible by the low and stable background of the *Suzaku* X-ray satellite. A systematic study of a sample of 8 of these PWNe, together with *Chandra* datasets, has revealed us that the nebulae keep expanding up to for  $\sim 100$  kyrs, although time scale of the synchrotron X-ray emission is only  $\sim 60$  yr for typical magnetic fields of  $100 \mu\text{G}$ . Our result suggests that the accelerated electrons up to  $\sim 80$  TeV can escape from the PWNe without losing most energies. Moreover, in order to explain the observed correlation between the X-ray size and the pulsar spindwon age, the magnetic field strength in the PWNe must decrease with time.

*Subject headings:* pulsars: general — stars: neutron — X-rays: ISM

## 1. Introduction

Pulsar Wind Nebulae (PWNe) consist of electrons and positrons accelerated by the pulsar wind termination shocks, giving rise to bright X-ray synchrotron emission from young PWNe with ages up to several kyr. Recent X-ray observations have shown the presence

---

<sup>1</sup> School of Cosmic Physics, Dublin Institute for Advanced Studies 31 Fitzwilliam Place, Dublin 2, Ireland  
abamba@cp.dias.ie

<sup>2</sup> ISAS/JAXA Department of High Energy Astrophysics 3-1-1 Yoshinodai, Chuo-ku, Sagamihara, Kanagawa 252-5210, JAPAN

<sup>3</sup> Department of Applied Physics, Faculty of Engineering University of Miyazaki, 1-1 Gakuen Kibana-dai Nishi, Miyazaki, 889-2192, Japan

<sup>4</sup> Department of Physics and Mathematics, Aoyama Gakuin University, 5-10-1 Fuchinobe, Sagamihara, Kanagawa, 252-5258, Japan

<sup>5</sup> Astronomical Institute, Utrecht University, P.O. Box 80000, 3508TA Utrecht, The Netherlands

of the extended PWNe (e.g., Camilo et al. 2004; Romani et al. 2005; Van Etten et al. 2008) from the pulsars with the age of up to  $\sim 10$  kyr. However, we still do not know how the PWNe evolve when they become older than the energy-loss time scales of electrons, and whether the accelerated electrons can escape the PWNe or not. Understanding the electron/positron escape process is important, since pulsars and PWNe may be an important source of cosmic ray electrons and positrons (Kawanaka et al. 2010), as recently suggested by PAMELA (Adriani et al. 2009), ATIC (Chang et al. 2008), PPB-BETS (Torii et al. 2008), Fermi (Abdo et al. 2009), and H.E.S.S. (Aharonian et al. 2009).

Recently, the Galactic plane survey by H.E.S.S. Cherenkov telescopes has revealed about 50 very-high-energy (VHE) gamma-ray sources (Aharonian et al. 2005a, 2006a, 2008). The search for the counterparts in other wavelengths is ongoing. In fact, about a half of such VHE gamma-ray sources without any counterparts are now categorized as PWNe<sup>1</sup>, because possibly associated old X-ray pulsars are found later. Hence these sources are keys to understand the PWN evolution and how the accelerated particles escape from the system.

However, the problem is that such old PWNe are rather faint in X-rays as opposed to in VHE gamma-rays (Mattana et al. 2009). As the PWNe ages, the X-ray emission becomes rapidly fainter, while the VHE gamma-ray luminosity keeps constant. Previous X-ray observations did not have enough sensitivity to detect the probable faint nebulae. We thus need deep X-ray observations with low background to understand their X-ray properties. The X-ray Imaging Spectrometer (XIS; Koyama et al. 2007) onboard *Suzaku* (Mitsuda et al. 2007) has carried out deep follow-ups for these sources to search for possible X-ray counterparts. Actually, Uchiyama et al. (2009) found a largely extended nebula from PSR B1823-13 associated with HESS J1825–137, which could not be detected with *Chandra* (Pavlov et al. 2008) or *XMM-Newton* (Gaensler et al. 2003) observations. PSR J1809–1917 is also in the same case with *Chandra* (Kargaltsev & Pavlov 2007) and *Suzaku* (Anada et al. 2010). In this paper, we will make a systematic study of X-ray structure of such old PWNe.

## 2. Sample Selection and Results

The XIS has a low and stable background, and is ideal for observing faint and extended sources like our targets. We selected the XIS deep observations of the 3 PWNe with VHE gamma-ray counterparts (HESS J1825–137, HESS J1809-193, HESS J1718–385) and pulsars with known characteristic age ( $t_c = P/(2\dot{P})$ , with  $P$  and  $\dot{P}$  period and period derivative, respectively). For comparison, we also added a sample of five younger pulsars with VHE

---

<sup>1</sup>see <http://tevcat.uchicago.edu/>.

gamma-rays that have been observed with *Chandra*. Vela is not used in this paper although it is a well known PWN with TeV emission, since it is too extended to cover by one or a few pointings of current X-ray observatories. Table 1 lists the observational details and physical parameters of our samples, which cover most of the PWNe with known periods and period derivatives, distances, and archival deep X-ray observations. Our sample set covers the PWN candidates with ages in the range of  $\sim$ kyr up to  $\sim$ 100 kyr.

Figure 1 shows X-ray images above 2 keV of our sample: we did not use the photons below 2 keV to avoid possible contamination of thermal X-rays from the surrounding supernova remnants. All images are correct for exposure and vignetting. As can be seen, for the whole sample low surface brightness X-ray emission is detected from an extended region. This is the first discovery of low surface brightness, extended X-ray emission from PWNe as old as 100 kyr. In order to measure the extent systematically, we made projected profiles using the rectangular regions shown in Fig.1, and fitted these with a 1-D Gaussian plus a constant background model to derive the typical size of the region, using the sigma of the Gaussian ( $\sigma_X$ ). We did not use the central pulsar region from the fitting to avoid their influence. As shown in Fig.2, a Gaussian profile provides a reasonable approximation for the surface brightness profiles. We defined the source size as 3 times of the  $\sigma_X$  in the Gaussian fit. This is the value given in Tab.1 The best-fit parameters converted to the physical size are also shown in Tab.1. The errors include both the statistical errors as given by the fits, and distance uncertainties.

Figure 3 shows the correlation between the characteristic ages of the host pulsars and the X-ray sizes of the PWNe. It shows that the extent of the X-ray emission increases with  $t_c$ . The correlation coefficient is 0.72. The PWNe are not spherical, and as a result the derived sizes depend on the direction of profiles. However, the uncertainty is smaller than one order, and the correlation cannot be removed with this effect. If we assume that the PWN age is equal to  $t_c$ , Fig. 3 indicates that the X-ray emitting regions of PWNe keep expanding up to  $\sim$ 100 kyr. PSR B1706–44 is recently detected in VHE gamma-rays (Hoppe et al. 2009), and it has largely extended X-ray emission (Romani et al. 2005). However, no X-ray observation covered the entire emission, and we could not measure the extension. There are some other PWNe with known large extended X-ray nebulae, such as PSR J1016–5857 (Camilo et al. 2004) and PSR J2021+3651 (Van Etten et al. 2008), from which no detection is reported in the VHE gamma-ray band. A rough estimation of their extent and comparing it to their pulsar characteristic ages, are consistent with the correlation that we find, even though these pulsars are younger than those in our sample. However, the sizes of these PWNe are somewhat more uncertain, since these PWNe are not fully covered by current X-ray observations. Nevertheless, it suggests that the correlation between PWNe X-ray extent and characteristic ages is not only valid for VHE gamma-ray emitting PWNe, but also valid

for PWNe in general.

### 3. Discussion

We serendipitously found, for the first time, that the X-ray size of the PWNe keeps increasing up to  $\sim 100$  kyr. In this section, we consider what makes such X-ray evolution of PWNe.

The energy loss time scale of the electrons emitting synchrotron X-rays with characteristic energy  $\epsilon_{syn}$  can be estimated as

$$2 \left( \frac{B}{10 \mu G} \right)^{-3/2} \left( \frac{\epsilon_{syn}}{1 \text{ keV}} \right)^{-1/2} \text{ kyr} \quad , \quad (1)$$

where  $B$  is the magnetic field strength. In the case of young PWNe such as Crab and Vela, the magnetic field strength may be around  $100 \mu G$  — the equipartition magnetic field strength for these PWNe is measured to be  $60\text{--}300 \mu G$  (Marsden et al. 1984; Hillas et al. 1998; de Jager et al. 1996). Suppose that the X-ray emitting electrons are supplied by the wind termination shock, which has the radius of much less than  $\sim 1$  pc (Bamba et al. 2010). Then, if the old PWNe had similar magnetic field strength of about  $100 \mu G$ , their X-ray size would be much smaller than observed because the synchrotron cooling time scale of such electrons would be much smaller than  $\sim$  kyr. Therefore, in order to explain the observed correlation between the X-ray size and  $t_c$ , the magnetic field strength inside the PWNe must decrease with time.

If the average magnetic field strength decays below  $1 \mu G$  for old PWNe, the electrons can survive enough to emit synchrotron X-rays with largely extended feature of  $\sim 20 - 30$  pc. Typically, the older is a pulsar, the smaller is its spin down luminosity. Simultaneously the magnetic field in the PWNe may decrease, as the magnetic field at the light cylinder decreases with time, or because the expansion of the PWNe dilutes the magnetic field, as the pulsar wind expands. Alternatively, if the electron/positron energy density decreases with time due to adiabatic expansion, and/or synchrotron cooling, and if the magnetic field remains in rough equipartition with the particle energy density, one also expects a decrease of the magnetic field with time.

According to the model of Kennel & Coroniti (1984), the electrons in PWNe are advected outwards. The advection speed depends on the  $\sigma$  parameter, which is defined as the relative energy flux of magnetic field to the kinetic energy flux. For larger  $\sigma$ , the advection speed is larger, and the electrons can escape faster. In the case of young PWNe such as Crab and MSH 15–52,  $\sigma$  is estimated to be very small,  $\sim 0.003\text{--}0.03$  (Kennel & Coroniti 1984; Mori

2002; Gaensler et al. 2002; Yatsu et al. 2009), although Mori et al. (2004) suggested larger value ( $\sigma = 0.01\text{--}0.13$ ). The largely extended nebula can be achieved if  $\sigma$  becomes one order of magnitude larger when the system becomes  $\sim 100$  kyr old.

So far we only considered that the growth of the PWNe is caused by advection from the expanding electron/positron plasma. However, one should also consider the possibility of electron/positron transport by diffusion. For the diffusion constant  $D$  one can assume  $D = \eta cE/(3eB)$ , with  $\eta \geq 1$  a parameter showing deviations from Bohm diffusion ( $\eta = 1$ ). One can eliminate  $E$  by substituting the typical relation between synchrotron photon energy and electron energy  $\epsilon_{syn} = 7.4E^2B$  keV. These can be substituted in the expression for the diffusion length,  $l_d$  at time  $t$ :  $l_d = \sqrt{2Dt}$ . This gives for the required magnetic field, given  $l_d$ ,  $t$  and  $\eta$ :

$$B = \left( \frac{\epsilon_{syn}}{7.4 \text{ keV}} \right)^{1/3} \left( \eta \frac{2c}{3e} t \right)^{2/3} l_d^{-4/3}. \quad (2)$$

This equation shows that in order for a PWN to reach a size of 13 pc in X-ray due to particle diffusion, a magnetic field is required of 9  $\mu\text{G}$  (42  $\mu\text{G}$ ) for  $\eta = 1$  ( $\eta = 10$ ). In principle the time,  $t$ , can be smaller than the age of the pulsar, which would correspond to a recent diffusion of the electrons, whereas the oldest electrons have already escaped. The estimated magnetic field strength are therefore upper-limits. These values are not unreasonable, but a more thorough study is required to definitely decide whether the large X-ray extents of the PWNe in our sample are due to diffusion or advection. Our result suggests that the accelerated electrons and positrons on the termination shocks can escape from the host PWN systems keeping with enough energy to emit synchrotron X-rays. Together with the fact that the majority of VHE gamma-ray unidentified sources are newly discovered old PWNe, they could be the main contributor of cosmic ray electrons and positrons.

Finally, we like to point out that the large extents of the PWNe of ages up to  $\sim 100$  kyrs is also surprising, because PWNe in a SNRs should be crushed by the reverse shock (e.g. van der Swaluw 2003), whereas our result shows no evidence for an influence by the reverse shock.

We acknowledge all the Suzaku team members for their gracious supports. The authors also thank D. Khangulyan for his comments. This work was supported in part by Grant-in-Aid for Scientific Research of the Japanese Ministry of Education, Culture, Sports, Science and Technology, No. 22684012 (A. B.), and No. 21740184 (R. Y.).

## REFERENCES

- Abdo, A. A., et al. 2009, *Physical Review Letters*, 102, 181101
- Adriani, O., et al. 2009, *Nature*, 458, 607
- Aharonian, F., et al. 2005a, *Science*, 307, 1938
- Aharonian, F., et al. 2005b, *A&A*, 435, L17
- Aharonian, F., et al. 2006a, *ApJ*, 636, 777
- Aharonian, F., et al. 2007, *A&A*, 472, 489
- Aharonian, F., et al. 2008, *A&A*, 477, 353
- Aharonian, F., et al. 2009, *A&A*, 508, 56
- Anada, T., Ebisawa, K., Dotani, T., & Bamba, A. 2009, *PASJ*, 61, 183
- Anada, T., Bamba, A., Ebisawa, K., & Dotani, T. 2010, *PASJ*, 62, 179
- Bamba, A., Ueno, M., Koyama, K., & Yamauchi, S. 2003, *ApJ*, 589, 253
- Bamba, A., Mori, K., & Shibata, S. 2010, *ApJ*, 709, 507
- Camilo, F., Gaensler, B. M., Gotthelf, E. V., Halpern, J. P., & Manchester, R. N. 2004, *ApJ*, 616, 1118
- Chang, J., et al. 2008, *Nature*, 456, 362
- Cordes, J. M., & Lazio, T. J. W. 2002, [arXiv:astro-ph/0207156](https://arxiv.org/abs/astro-ph/0207156)
- Davies, B., Figer, D. F., Law, C. J., Kudritzki, R.-P., Najarro, F., Herrero, A., & MacKenty, J. W. 2008, *ApJ*, 676, 1016
- de Jager, O. C., Harding, A. K., & Strickman, M. S. 1996, *ApJ*, 460, 729
- Djannati-Ataï, A., de Jager, O. C., Terrier, R., & et al. 2008, *International Cosmic Ray Conference*, 2, 823
- Gaensler, B. M., Arons, J., Kaspi, V. M., Pivovarov, M. J., Kawai, N., & Tamura, K. 2002, *ApJ*, 569, 878
- Gaensler, B. M., Schulz, N. S., Kaspi, V. M., Pivovarov, M. J., & Becker, W. E. 2003, *ApJ*, 588, 441

- Gotthelf, E. V., & Halpern, J. P. 2008, *ApJ*, 681, 515
- Helfand, D. J., Collins, B. F., & Gotthelf, E. V. 2003, *ApJ*, 582, 783
- Hillas, A. M., et al. 1998, *ApJ*, 503, 744
- Hoppe, S., de Oña-Wilhemí, E., Khélifi, B., Chaves, R. C. G., de Jager, O. C., Stegmann, C., Terrier, R., & for the H. E. S. S. Collaboration 2009, submitted to ICRC Proceedings, arXiv:0906.5574
- Kargaltsev, O., & Pavlov, G. G. 2007, *ApJ*, 670, 655
- Kawanaka, N., Ioka, K., & Nojiri, M. M. 2010, *ApJ*, 710, 958
- Kennel, C. F., & Coroniti, F. V. 1984, *ApJ*, 283, 694
- Koyama, K., et al. 2007, *PASJ*, 59, 23
- Leahy, D. A., & Tian, W. W. 2008, *A&A*, 480, L25
- Marsden, P. L., Gillett, F. C., Jennings, R. E., Emerson, J. P., de Jong, T., & Olton, F. M. 1984, *ApJ*, 278, L29
- Mattana, F., et al. 2009, *ApJ*, 694, 12
- Mitsuda, K. et al. 2007, *PASJ*, 59, S1
- Mori, K. 2002, PhD thesis, Osaka University
- Mori, K., Burrows, D. N., Hester, J. J., Pavlov, G. G., Shibata, S., & Tsunemi, H. 2004, *ApJ*, 609, 186
- Pavlov, G. G., Kargaltsev, O., & Brisken, W. F. 2008, *ApJ*, 675, 683
- Roberts, M. S. E., Romani, R. W., Johnston, S., & Green, A. J. 1999, *ApJ*, 515, 712
- Romani, R. W., Ng, C.-Y., Dodson, R., & Brisken, W. 2005, *ApJ*, 631, 480
- Slane, P., Chen, Y., Schulz, N. S., Seward, F. D., Hughes, J. P., & Gaensler, B. M. 2000, *ApJ*, 533, L29
- Torii, S., et al. 2008, arXiv:0809.0760
- Uchiyama, H., Matsumoto, H., Tsuru, T. G., Koyama, K., & Bamba, A. 2009, *PASJ*, 61, S189

van der Swaluw, E. 2003, *A&A*, 404, 939

Van Etten, A., Romani, R. W., & Ng, C.-Y. 2008, *ApJ*, 680, 1417

Yatsu, Y., Kawai, N., Shibata, S., & Brinkmann, W. 2009, *PASJ*, 61, 129



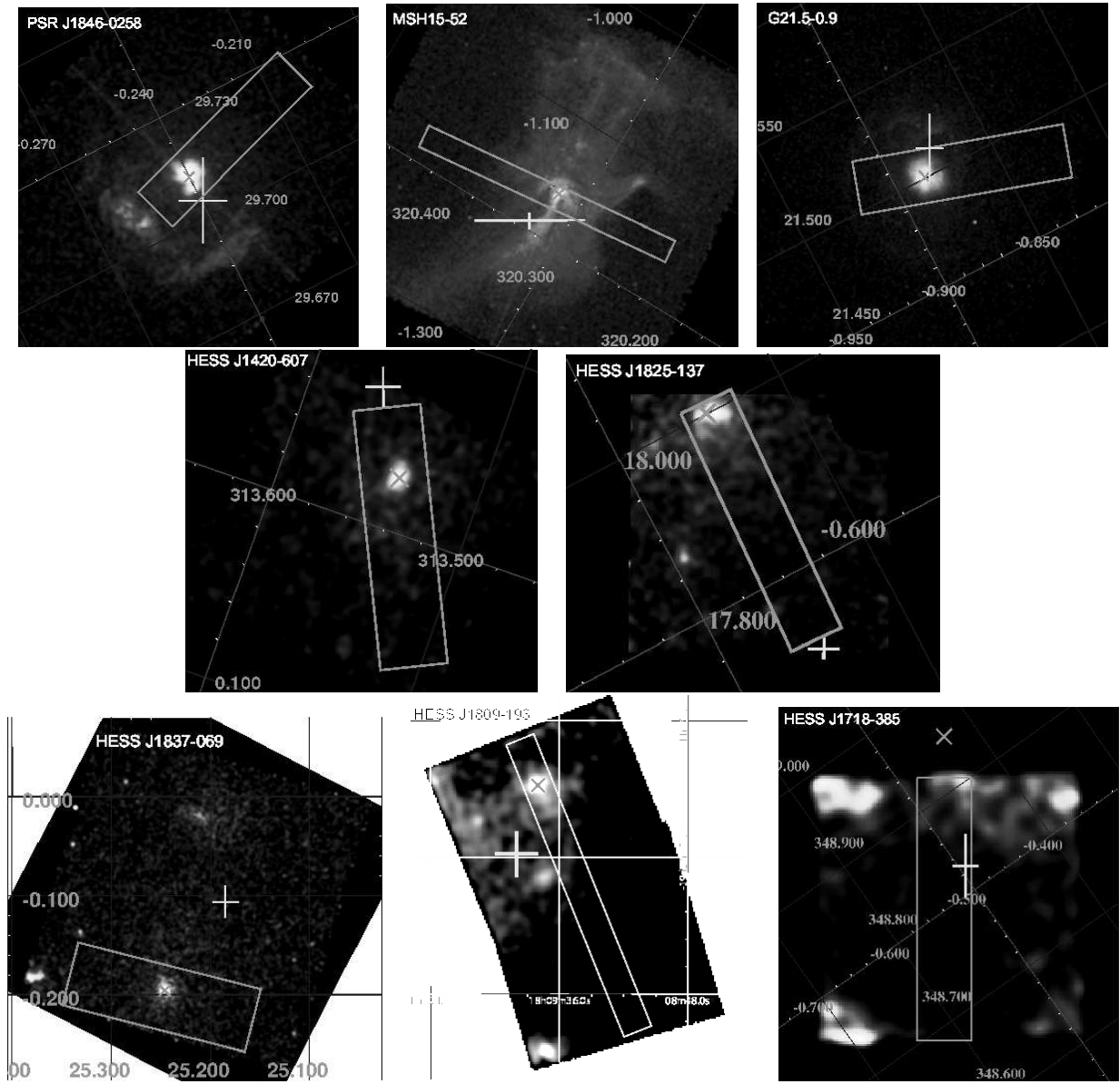


Fig. 1.— X-ray images of the old PWNe above 2 keV in Galactic coordinates. The rectangles represent the region for the size estimation. The “+” and “X” marks are the positions of VHE gamma-ray emission peaks and the associated pulsars, respectively. The exposure and vignetting are corrected.

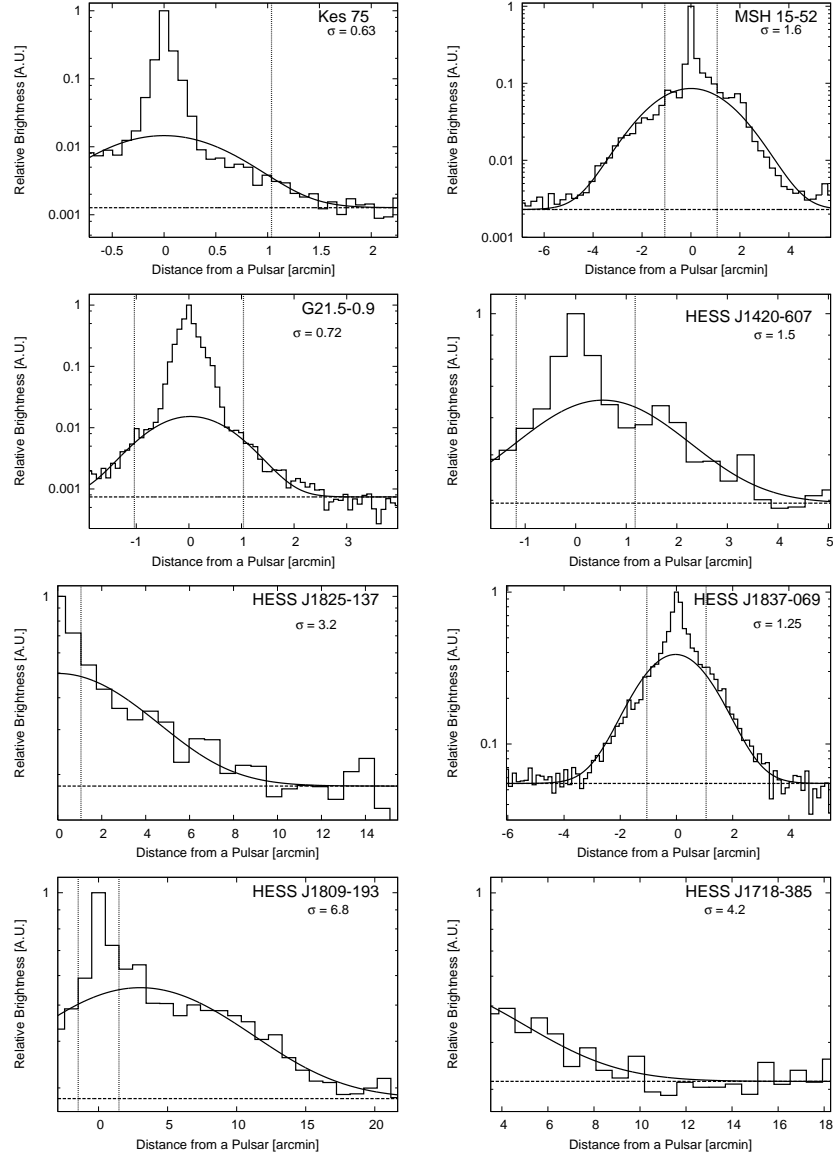


Fig. 2.— The one-dimensional profiles of the PWNe. The solid lines represent the best-fit gaussian model, whereas the dashed lines are the best-fit constant background. For the fitting, the pulsar region (surrounded by dotted lines) was not used.

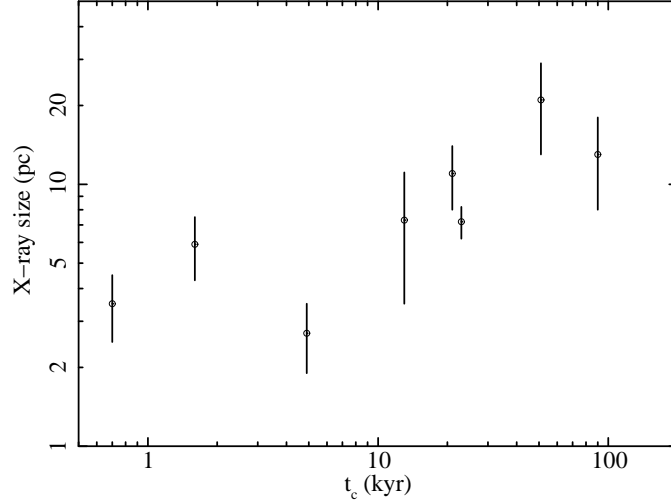


Fig. 3.— Correlation between the characteristic age of the pulsar,  $t_c$ , and the X-ray physical size of the PWNe above 2 keV. Errors include both statistical and distance uncertainty. It shows evolution of the emission region size in the X-ray band.

Table 1. Observational journals and physical parameters for PWNe with VHE emission.

H.E.S.S. name	PWN/pulsar	Satellite	$t_c^a$ (kyr)	Distance (kpc)	$\sigma_X$ (arcmin)	Size (pc)	References
HESS J1846–029.....	PSR J1846–0258	<i>Chandra</i>	0.7	$6.3 \pm 1.2$	$0.63 \pm 0.05$	$3.5 \pm 1.0$	(1) (2) (3)
HESS J1514–591.....	MSH 15–52	<i>Chandra</i>	1.6	$4.2 \pm 0.8$	$1.6 \pm 0.1$	$5.9 \pm 1.6$	(4) (5) (6)
HESS J1833–105.....	G21.5–0.9	<i>Chandra</i>	4.9	$4.3 \pm 0.9$	$0.72 \pm 0.04$	$2.7 \pm 0.8$	(4) (2) (7)
HESS J1420–607.....	PSR J1420–6049	<i>Chandra</i>	13	$5.6 \pm 1.1$	$1.5 \pm 0.4$	$7.3 \pm 3.8$	(8) (4) (9)
HESS J1825–137.....	PSR B1823–13	<i>Suzaku</i>	21	$3.9 \pm 0.8$	$3.2 \pm 0.2$	$10.9 \pm 3.0$	(4) (8) (10)
HESS J1837–069.....	AX J1838.0–0655	<i>Chandra</i>	23	$6.6 \pm 0.9$	$1.25 \pm 0.05$	$7.2 \pm 1.0$	(11) (12) (13)
HESS J1809–193.....	PSR J1809–1917	<i>Suzaku</i>	51	$3.5 \pm 0.7$	$6.8 \pm 1.0$	$21 \pm 8$	(4) (14) (15) (16)
HESS J1718–385 <sup>b</sup> ...	PSR J1718–3825	<i>Suzaku</i>	90	$3.6 \pm 0.7$	$4.2 \pm 0.5$	$13 \pm 5$	(4) (14)

Note. — (1) Leahy & Tian (2008); (2) Djannati-Ataï et al. (2008); (3) Helfand et al. (2003); (4) Cordes & Lazio (2002); (5) Aharonian et al. (2005b); (6) Gaensler et al. (2002); (7) Slane et al. (2000); (8) Aharonian et al. (2006a); (9) Roberts et al. (1999); (10) Uchiyama et al. (2009); (11) Davies et al. (2008); (12) Gotthelf & Halpern (2008); (13) Anada et al. (2009); (14) Aharonian et al. (2007); (15) Anada et al. (2010); (16) Bamba et al. (2003);

<sup>a</sup>The characteristic age of the pulsars.

<sup>b</sup>We assumed that the center of the nebular is on the PSR J1718–3825.