

The Complexity of Network Coding with Two Unit-Rate Multicast Sessions

Wentu Song, Kai Cai, Rongquan Feng and Chau Yuen

Abstract—The encoding complexity of network coding for single multicast networks has been intensively studied from several aspects: e.g., the time complexity, the required number of encoding links, and the required field size for a linear code solution. However, these issues as well as the solvability are less understood for networks with multiple multicast sessions. Recently, Wang and Shroff showed that the solvability of networks with two unit-rate multicast sessions (2-URMS) can be decided in polynomial time [4]. In this paper, we prove that for the 2-URMS networks: 1) the solvability can be determined with time $O(|E|)$; 2) a solution can be constructed with time $O(|E|)$; 3) an optimal solution can be obtained in polynomial time; 4) the number of encoding links required to achieve a solution is upper-bounded by $\max\{3, 2N - 2\}$; and 5) the field size required to achieve a linear solution is upper-bounded by $\max\{2, \lfloor \sqrt{2N - 7/4} + 1/2 \rfloor\}$, where $|E|$ is the number of links and N is the number of sinks of the underlying network. Both bounds are shown to be tight.

Index Terms—Network coding, encoding complexity, region decomposition.

I. INTRODUCTION

A Communication network is described as a finite, directed, acyclic graph $G = (V, E)$, where a number of messages are generated at some nodes, named *sources*, and are demanded by some other nodes, named *sinks*. Messages are assumed to be independent random processes with the values taken from some fixed finite alphabet, usually a finite field. Network coding allows the intermediate nodes to “encode” the received messages before forwarding it, and has significant throughput advantages as opposed to the conventional store-and-forward scheme [1], [2]. In literature, most research of network coding focused on multicast networks. For nonmulticast networks, there are only a few results, for example, some deterministic results on the capacity region for some specific networks, such as single-source two-sink nonmulticast networks [3], directed cycles [5], degree-2 three-layer directed acyclic networks [6], and networks with two unit-rate multicast sessions (2-URMS) [4]. Some outer bounds on the capacity

region for general nonmulticast networks were obtained by information theoretic arguments [5]–[8] and some inner bounds were obtained by linear programming [9], [10]. In [11] it was proved that determining whether there exist linear network coding solutions for an arbitrary nonmulticast network is NP-hard.

Besides the solvability, another important issue of network coding problem is the encoding complexity. The encoding complexity of multicast networks has been intensively studied [13]–[19]. However, for nonmulticast networks, it remains challenging due to the intrinsic hardness of the nonmulticast network coding problem. In previous works, the encoding complexity is generally studied from three aspects: the time complexity for constructing a network coding solution, the number of the required encoding nodes, and the required field size for achieving a network coding solution.

The time complexity is a fundamental issue of network coding complexity. It is well known that a network coding solution can be achieved with polynomial time for multicast networks [13]. In [17], the authors first categorized the network links into two classes, i.e., the *forwarding links* and the *encoding links*. The forwarding links only forward the data received from its incoming links. While, the encoding links transmit *coded packets*, which need more resources due to the computing process and encoding capabilities. It was shown that, in an acyclic multicast network, the number of encoding nodes (i.e., the tail of an encoding link) required to achieve the capacity of the network is independent to the size of the underlying network and is bounded by h^3N^2 , where N is the number of the sinks and h is the number of the source messages. The third aspect of encoding complexity is the required field size. As mentioned in [16], a larger encoding field size may cause difficulties, i.e. either a larger delay or a larger bandwidth for the implementation of network coding. Hence, smaller alphabets are preferred. For the multicast network, the required alphabet size to achieve a solution is upper bounded by N (see [13]).

In [19], a method called information flow decomposition was proposed, which is efficient to decrease the complexity of network code design for single session multicast networks. For a solvable single session multicast network with h unit rate sources and N sinks (receivers), we can find h edge-disjoint paths from the sources to each sink. By the information flow decomposition approach, the line graph of the hN paths is decomposed into subtrees. When performing network coding, the same coding vector is assigned to all links in the same subtree and the network can be contracted to a subtree graph. The subtree graph can be efficiently reduced to a minimal

Wentu Song is with the LMAM, School of Mathematical Sciences, Peking University, China, and with Singapore University of Technology and Design, Singapore (e-mails: songwentu@gmail.com).

Kai Cai is with the Institute of Network Coding, The Chinese University of Hong Kong, Shatin, New Territories, Hong Kong. (e-mail: eecaikai@gmail.com).

Rongquan Feng is with the LMAM, School of Mathematical Sciences, Peking University, China (e-mails: fengrq@math.pku.edu.cn).

Chau Yuen is with Singapore University of Technology and Design, Singapore (email: yuenchau@sutd.edu.sg).

Copyright (c) 2012 IEEE. Personal use of this material is permitted. However, permission to use this material for any other purposes must be obtained from the IEEE by sending a request to pubs-permissions@ieee.org.

subtree graph while maintaining the “multicast property”. The optimal network code solution can be obtained from the code on the minimal subtree graph. Note that the choice of these hN paths is not unique, and will affect the complexity of the network code. The authors showed that for multicast networks with two unit-rate sources, the number of coding subtrees is not greater than $N - 1$ and a finite field with size $\sqrt{2N - 7/4} + 1/2$ is sufficient to achieve a linear solution.

In this paper, we consider the encoding complexity of networks with two unit-rate multicast sessions (2-URMS), where two message symbols are generated by two sources and are demanded by two sets of sinks respectively. If the two sink sets are identical, it is a multicast network coding problem, of which the solvability can be characterized by the well-known max-flow condition and its encoding complexity has been discussed as mentioned above. However, in the case the two sink sets are distinctly different, the situation becomes complicated. The recent work of Wang and Shroff [4] showed that the solvability of the 2-URMS problem can be characterized by *paths with controlled edge-overlap* condition under the assumption of sufficiently large encoding fields. They also proved that deciding the solvability of a 2-URMS network is polynomial time complexity and linear network codes are sufficient to achieve a solution. In addition, there are also some works that considering different scenarios, e.g., the 2-unicast setting, for which the reader can refer to [20], [21], [22], [23].

We further developed the information flow decomposition approach [19] and proposed a region decomposition method for network coding of 2-URMS networks by which the whole network is decomposed into mutually disjoint *regions*. As in [19], we assign the same coding vector to all links in the same region and contract the network to a *region graph* when performing network coding. A region graph is said to be feasible if there is a network coding solution to it. We prove that each network has a unique region decomposition, called the basic region decomposition, and the solvability of the network is equivalent to the feasibility of the basic region graph (i.e., the region graph corresponding to the basic region decomposition). We give a sufficient and necessary condition for feasibility of region graph of 2-URMS networks which can be verified in time $O(|E|)$, where $|E|$ is the number of links of the network. If a network is solvable, we can construct a linear solution on the basic region graph in a decentralized manner, which significantly reduces the complexity of network code design compared to the method in [4]. Moreover, any feasible region graph can be reduced to a minimal feasible region graph and an optimal solution can be obtained from network code on the minimal feasible region graph.

The main differences between the region decomposition in this paper and the subtree decomposition approach in [19] are as follows: (1) As stated before, subtree decomposition is performed on a subnetwork of the original network, the choice of which is not unique; while region decomposition is performed on the whole network and for each network, we can obtain a unique basic region decomposition and the solvability of the original network can be characterized by the feasibility of the basic region graph. (2) A region in our paper need not

be a tree, in fact it can be any kind of graph configuration. (3) Unlike the subtree graph in [19], we cannot use the multicast property to determine feasibility of region graph of 2-URMS networks, since the max-flow/min-cut condition is not sufficient to characterize the solvability of non-multicast networks [12]. For this reason, we give a new characterization of feasibility for region graph of 2-URMS networks based on region labelling. (4) In [19], each sink (receiver) is contained in h subtrees, where h is the source rate, and all subtrees are divided into two classes, i.e., source subtree and coding subtree. In this paper, each sink is contained in exactly one region, named as sink region. Hence, different from [19], besides source region and coding region, there are sink regions in this paper. In addition, for solvable single session multicast networks, the max-flow between the sources and the sinks equals to the source rate; while for 2-URMS networks, the max-flow between the sources and some sinks can be only one. So it is necessary to introduce the new class of sink region. The presence of sink regions increases the hardness of network code design on region graph.

The main contributions of this paper are listed as below:

- We characterize the solvability of a 2-URMS network, which can be verified in time $O(|E|)$, and we design network code with $O(|E|)$ time algorithm for a solvable 2-URMS network, where $|E|$ is the number of the links of the underlying network.
- We present a polynomial time algorithm to construct the *optimal* solutions for solvable 2-URMS networks, where an optimal solution means a solution with a minimum number of encoding links.
- We prove that the number of encoding links for achieving a solution is upper-bounded by $\max\{3, 2N - 2\}$, where N is the number of sinks. Note that it is independent of the network size and is only related to N . We also give instances which achieve this bound.
- We prove that the required field size to achieve a linear solution of a 2-URMS network is upper-bounded by $\max\{2, \lfloor \sqrt{2N - 7/4} + 1/2 \rfloor\}$, which is *surprisingly as small as the multicast case*. Also, this bound is shown to be tight by constructing some instances.

The rest of this paper is organized as follows. In Section II, we give the network model and some basic definitions of network coding. In Section III, we introduce the method of region decomposition, including the definitions of region, region decomposition, region graph, region contraction, codes on the region graph, feasible region graph, region labeling, etc. We also derive some basic properties for these notions in this section. In Section IV, we decide the time complexity for solving the 2-URMS problem by introducing the basic region decomposition. We introduce the minimal feasible region graph and investigate the optimal solution in Sections V, the number of required encoding links is given in the same section. The required encoding field size is obtained in Section VI. Finally, we conclude the paper in Section VII.

II. NETWORK MODEL AND NOTATIONS

We consider the network coding problem with two unit-rate multicast sessions (2-URMS), of which the underlying

network is a finite, directed, acyclic graph $G = (V, E)$, where V is the set of nodes (vertices) and E is the set of links (directed edges). There are two sources $s_1, s_2 \in V$ and two sets of sinks $T_1 = \{t_{1,1}, \dots, t_{1,N_1}\}, T_2 = \{t_{2,1}, \dots, t_{2,N_2}\} \subseteq V$, where $s_i \notin T_i (i = 1, 2)$. Two messages X_1 and X_2 are generated by s_1 and s_2 and are demanded by sinks in T_1 and T_2 respectively. Note that $T_1 \neq T_2$ in general. The messages are assumed to be independent random variables taking values from a fixed finite field and a link $e = (u, v)$ is assumed of unit capacity, i.e., it can transmit one message symbol from node u to node v per transmission.

For any link $e = (u, v) \in E$, e is called an outgoing link of u and an incoming link of v . Meanwhile, u is called the tail of e and v is called the head of e and denoted as $u = \text{tail}(e)$ and $v = \text{head}(e)$. For $e_1, e_2 \in E$, we call e_1 an *incoming link* of e_2 if $\text{head}(e_1) = \text{tail}(e_2)$. And $\text{In}(e)$ denotes the set of the incoming links of e .

We assume that the source s_i has an imaginary incoming link, called the X_i *source link* (or *source link* for short), and each sink $t_{i,j} \in T_i$ has an imaginary outgoing link, called the X_i *sink link* (or *sink link* for short). Both X_1 (resp. X_2) source link and X_1 (resp. X_2) sink link are called X_1 (resp. X_2) link. Note that the source links have no tail and the sink links have no head. As a result, the source links have no incoming link. For the sake of convenience, if $e \in E$ is not a source link, we call e a non-source link.

We assume that $\text{In}(e) \neq \emptyset$ for each non-source link $e \in E$. Otherwise e has no impact on the network communication and can be removed from G .

Remark 2.1: Since $G = (V, E)$ is an acyclic graph, E can be sequentially indexed as $e_1, e_2, e_3, \dots, e_{|E|}$ such that: 1) e_1 is the X_1 source link and e_2 is the X_2 source link; 2) $i < j$ if e_i is an incoming link of e_j .

Following [26], the network coding solution of a 2-URMS network is defined as follows.

Definition 2.2 (Network Coding Solution): A *network coding solution* (or a *solution* for short) of G over the field \mathbb{F} is a collection of functions $C = \{f_e : \mathbb{F}^2 \rightarrow \mathbb{F}; e \in E\}$ such that

- (1) If e is an X_i link, then $f_e(X_1, X_2) = X_i (i \in \{1, 2\})$.
- (2) If e is a non-source link, then f_e can be computed from f_{p_1}, \dots, f_{p_k} , where $\{p_1, \dots, p_k\} = \text{In}(e)$. This means that there is a $\mu_e : \mathbb{F}^k \rightarrow \mathbb{F}$ such that $f_e = \mu_e(f_{p_1}, \dots, f_{p_k})$.

The function f_e is called the *global encoding function* of e and μ_e is called the *local encoding function* of e . A solution C is called a *linear solution* if the local encoding functions are all linear functions over \mathbb{F} .

A network G is said to be (*linearly*) *solvable* if G has a (linear) solution over some finite field.

Remark 2.3: As in [26], a linear network coding solution of G over the field \mathbb{F} can be described as a collection of vectors $C = \{d_e \in \mathbb{F}^2; e \in E\}$ such that the following two conditions hold:

- (1') If e is an X_i link, then $d_e = \alpha_i (i \in \{1, 2\})$, where $\alpha_1 = (1, 0)$ and $\alpha_2 = (0, 1)$;
- (2') If e is a non-source link, then d_e is an \mathbb{F} -linear combination of $\{d_p; p \in \text{In}(e)\}$.

In this case, d_e is called the (*global*) *coding vector* of e .

Definition 2.4 (Forwarding Link and Encoding Link): Let $C = \{f_e; e \in E\}$ be a solution of G . A link e is called a *forwarding link* of C if $f_e = f_p$ for some $p \in \text{In}(e)$. Else, e is called an *encoding link* of C .

Note that there are works that classify the operations at the node level, e.g., [18], however, in this paper, we adopt link level classification. As pointed out in [17], the encoding links is an accurate estimation of the total amount of computations performed by a coding network and is more closely related to the encoding complexity.

We will need to use the line graph of a network $G = (V, E)$, denoted by $L(G)$, which is defined as a directed, simple graph with vertex set E and edge set $\{(e_i, e_j) \in E^2; e_i \text{ is an incoming link of } e_j\}$ (e.g., see [12]). The line graph $L(G)$ is obviously finite and acyclic, since G is finite and acyclic.

III. REGION DECOMPOSITION

In this section, we introduce the region decomposition method and investigate the code construction on the region graph. The basic idea of region decomposition is the same as the subtree decomposition [19]. Specifically, we decompose the network into mutually disjoint *regions* and assign the same coding vector to all links in the same region for the network code design problem. By doing so, the structure inside of a region does not play any role; we only need to know how the regions are connected. Thus, we can contract each region to a node and retain only the edges that connect them. We will demonstrate that such decomposition of the network can significantly decrease the encoding complexity.

A. Region Decomposition and Region Graph

Most definitions of region decomposition are analogous to the corresponding definitions of subtree decomposition. We first define region decomposition and region graph of a network, which are analogue to the subtree decomposition and subtree graph in [19] respectively.

Definition 3.1 (Region and Region Decomposition): Let R be a non-empty subset of E . R is called a region of G if there is an $e_l \in R$ such that for any $e \in R$ and $e \neq e_l$, R contains an incoming link of e . If E is partitioned into mutually disjoint regions, say R_1, R_2, \dots, R_n , then we call $D = \{R_1, R_2, \dots, R_n\}$ a region decomposition of G .

The edge e_l in Definition 3.1 is called the leader of R and is denoted as $e_l = \text{lead}(R)$. Since G is acyclic, it is easy to see that the leader of a region is unique. Let D be a region decomposition of G and $R \in D$. R is called the X_1 (resp. X_2) *source region* if $\text{lead}(R)$ is the X_1 (resp. X_2) source link; R is called an X_1 (resp. X_2) *sink region* if R contains an X_1 (resp. X_2) sink link. Both the X_1 source region and X_2 source region are called *source region*, and both the X_1 sink region and X_2 sink region are called *sink region*. For the sake of convenience, if R is not a source region, we call R a *non-source region*.

A network may have many region decompositions. For example, $\forall e \in E, R_e = \{e\}$ is a region with $\text{lead}(R_e) = e$

and $D^* = \{R_e; e \in E\}$ is a region decomposition of G . We call D^* the *trivial region decomposition* of G .

The following is an example of nontrivial region decomposition. This example network will be used frequently in the sequel.

Example 3.2: Consider the network G_1 in Fig. 1(a). Let $R_1 = \{e_1, e_3, e_4, e_{10}, e_{11}\}$, $R_2 = \{e_2, e_5, e_6\}$, $R_3 = \{e_7, e_8, e_9, e_{12}, e_{13}, e_{15}\}$, $R_4 = \{e_{14}, e_{16}, e_{18}\}$, $R_5 = \{e_{17}\}$, $R_6 = \{e_{19}\}$, $R_7 = \{e_{20}\}$ and $R_8 = \{e_{21}\}$. Then $D_1 = \{R_1, \dots, R_8\}$ is a region decomposition of G_1 , which is illustrated in Fig. 2(a). The region R_1 is the X_1 source region since $\text{lead}(R_1) = e_1$ is the X_1 source link e_1 . Similarly, R_2 is the X_2 source region, R_4 and R_8 are X_1 sink regions, R_6 and R_7 are X_2 sink regions.

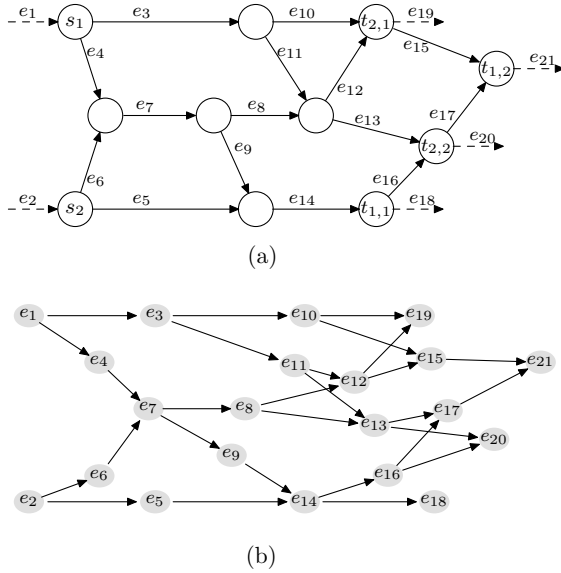


Fig 1. (a) is an example network G_1 , where messages X_1 and X_2 are generated at sources s_1 and s_2 and are demanded by sinks in $T_1 = \{t_{1,1}, t_{1,2}\}$ and $T_2 = \{t_{2,1}, t_{2,2}\}$ respectively. The imaginary edges e_1 and e_2 are the X_1 source link and the X_2 source link respectively; the imaginary links e_{18}, e_{21} are X_1 sink links and the imaginary links e_{19}, e_{20} are X_2 sink links. (b) is the line graph $L(G_1)$ of G_1 . By Definition 3.3, $L(G_1)$ is also the trivial region graph $\text{RG}(D^*)$ of G_1 , where D^* is the trivial region decomposition of G_1 .

Let D be a region decomposition of G . We can define region graph of G as follows.

Definition 3.3: The region graph of G about D is a directed, simple graph with vertex set D and edge set \mathcal{E}_D , where \mathcal{E}_D is the set of all ordered pairs (R', R) such that R' contains an incoming link of $\text{lead}(R)$. More generally, if \mathcal{G} is a graph with vertex set D and edge set $\mathcal{E} \subseteq \mathcal{E}_D$, then we call $\mathcal{G} = (D, \mathcal{E})$ a *region graph* of G belonging to D .

We use $\text{RG}(D)$ to denote the region graph of G about D , i.e., $\text{RG}(D) = (D, \mathcal{E}_D)$. Thus, any region graph $\mathcal{G} = (D, \mathcal{E})$ is a subgraph of $\text{RG}(D)$.

By Definition 3.3, $\text{RG}(D)$ is uniquely determined by G and D . Since G is acyclic, it is easy to see that $\text{RG}(D)$ is also acyclic, and hence any region graph $\mathcal{G} = (D, \mathcal{E})$ is acyclic. If (R', R) is an edge of \mathcal{G} , we call R' a *parent* of R (R a *child* of R') in \mathcal{G} . Two regions R' and R are said to be adjacent in \mathcal{G} if R' is a parent or a child of R in \mathcal{G} . We use $\text{In}_{\mathcal{G}}(R)$ to

denote the set of all parents of R in \mathcal{G} . If $\mathcal{G} = \text{RG}(D)$, we omit the subscript \mathcal{G} and denote $\text{In}_{\mathcal{G}}(R)$ as $\text{In}(R)$.

Since we assume that $\text{In}(e) \neq \emptyset$ for each non-source link e , so $\text{In}(R) \neq \emptyset$ for each non-source region R . Meanwhile, since the source links have no incoming link, the source regions have no parent in any region graph \mathcal{G} .

Clearly, the region graph $\text{RG}(D^*)$ is just the line graph $L(G)$, where D^* is the trivial region decomposition of G . We call $\text{RG}(D^*)$ the *trivial region graph* of G . An example is shown in Fig. 1(b).

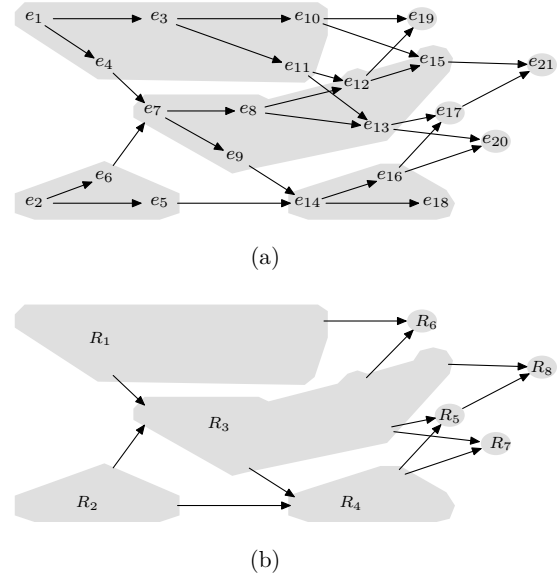


Fig 2. Example of region decomposition and region graph: (a) The region decomposition $D_1 = \{R_1, \dots, R_8\}$ of G_1 , where G_1 and D_1 are as in Example 3.2. (b) The corresponding region graph $\text{RG}(D_1)$.

For the example network G_1 and the region decomposition D_1 (See Fig. 1(a) and Fig. 2(a) respectively), we demonstrate the region graph $\text{RG}(D_1)$ in Fig. 2(b). By Definition 3.3, deleting any edge(s) of $\text{RG}(D_1)$ we can obtain a region graph of G belonging to D_1 .

Lemma 3.4: Suppose D is a region decomposition of G and $\{P, Q\} \subseteq D$ such that P is a parent of Q in $\text{RG}(D)$. Then $P' = P \cup Q$ is a region of G with $\text{lead}(P') = \text{lead}(P)$ and $D' = D \cup \{P'\} \setminus \{P, Q\}$ is a region decomposition of G .

Proof: The conclusion can be directly verified by Definition 3.1 and 3.3. ■

Definition 3.5: Under the conditions of Lemma 3.4, D' is called a *contraction* of D by combining P and Q . Correspondingly, the region graph $\text{RG}(D')$ is called a *contraction* of $\text{RG}(D)$ by combining P and Q .

More generally, if $\mathcal{G} = (D, \mathcal{E})$ is a region graph of G belonging to D and D' is the contraction of D by combining two regions $P, Q \in D$ to a new region $P' \in D'$, we can define a contraction \mathcal{G}' of \mathcal{G} as follows.

Definition 3.6: Let \mathcal{G}' be the graph with vertex set D' and edge set $\mathcal{E}' = \mathcal{E}'_1 \cup \mathcal{E}'_2 \cup \mathcal{E}'_3$, where $\mathcal{E}'_1 = \{(R, P'); (R, P) \in \mathcal{E}\}$, $\mathcal{E}'_2 = \{(P', R); R \in D \setminus \{P, Q\}, (P, R) \in \mathcal{E} \text{ or } (Q, R) \in \mathcal{E}\}$ and $\mathcal{E}'_3 = \{(R', R); \{R', R\} \subseteq D \setminus \{P, Q\} \text{ and } (R', R) \in \mathcal{E}\}$. Then \mathcal{G}' is called a *contraction* of \mathcal{G} by combining P and Q .

It is easy to see that $\mathcal{E}' \subseteq \mathcal{E}_{D'}$. So \mathcal{G}' is a region graph of G belonging to D' .

Example 3.7: Consider the network G_1 and the region decomposition D_1 (See Fig. 1(a) and Fig. 2(a) respectively). Clearly, $R_4 \cup R_5 = \{e_{14}, e_{16}, e_{17}, e_{18}\}$ is still a region of G_1 and $D_2 = \{R_1, R_2, R_3, R_4 \cup R_5, R_6, R_7, R_8\}$ is the contraction of D_1 by combining R_4 and R_5 . The region decomposition D_2 and the region graph $\text{RG}(D_2)$ are illustrated in Fig. 3.

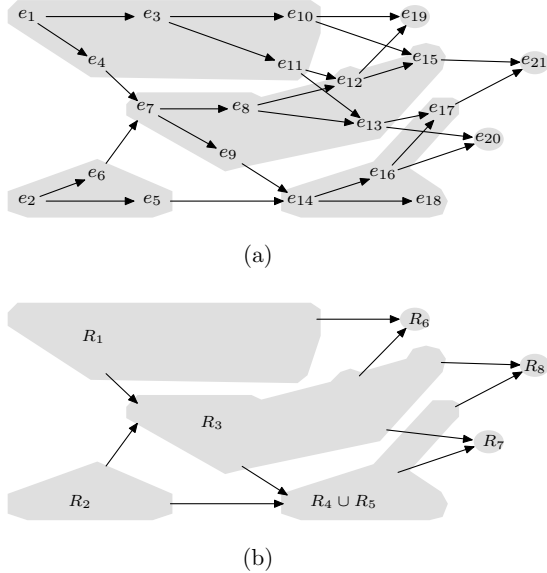


Fig. 3. Example of region contraction: (a) The region decomposition D_2 of G_1 , which is the contraction of D_1 by combining R_4 and R_5 . (b) The region graph $\text{RG}(D_2)$, where G_1 and D_1 are shown in Fig. 1(a) and Fig. 2(a) respectively (also in Example 3.2).

Clearly, the edge set of $\text{RG}(D_2)$, i.e. \mathcal{E}_{D_2} , can also be obtained as follows: Since R_2 and R_3 are parents of R_4 in $\text{RG}(D_1)$, then they are parents of $R_4 \cup R_5$ in $\text{RG}(D_2)$; Since R_4 is a parent of R_7 and R_5 is a parent of R_8 in $\text{RG}(D_1)$, then $R_4 \cup R_5$ is a parent of R_7 and R_8 in $\text{RG}(D_2)$; The rest edges of $\text{RG}(D_2)$ is the same as they are in $\text{RG}(D_1)$.

By Definition 3.5 and 3.6, any region decomposition of G can be obtained from the trivial region decomposition of G by a sequence of region contraction. Correspondingly, any region graph of G can be obtained from the trivial region graph of G by a sequence of region contraction.

B. Codes on the Region Graph

In this subsection, we investigate code construction on region graph.

Definition 3.8 (Codes On Region Graph): Suppose D is a region decomposition of G and $\mathcal{G} = (D, \mathcal{E})$ is a region graph of G belonging to D . Suppose $\tilde{C} = \{f_R : \mathbb{F}^2 \rightarrow \mathbb{F}; R \in D\}$ is a collection of functions. Then \tilde{C} is said to be a code of \mathcal{G} if the following two conditions hold:

- (1) If R is an X_i source region or an X_i sink region, then $f_R(X_1, X_2) = X_i$ ($i \in \{1, 2\}$);
- (2) If R is a non-source region, then f_R can be computed from f_{P_1}, \dots, f_{P_k} , where $\{P_1, \dots, P_k\} = \text{In}_G(R)$. This

means that there is a $\mu_R : \mathbb{F}^k \rightarrow \mathbb{F}$ such that $f_R = \mu_R(f_{P_1}, \dots, f_{P_k})$.

Here, f_R is called the *global encoding function* of R and μ_R is called the *local encoding function* of R .¹ The code \tilde{C} is called a *linear code* if the local encoding functions are all linear functions.

The region graph $\mathcal{G} = (D, \mathcal{E})$ is said to be *feasible* if it has a code over some finite field. The region decomposition D is said to be *feasible* if $\text{RG}(D)$ is feasible. Since \mathcal{G} is a subgraph of $\text{RG}(D)$, if \tilde{C} is a code of \mathcal{G} , then \tilde{C} is a code of $\text{RG}(D)$. Thus, if \mathcal{G} is feasible, then $\text{RG}(D)$ is feasible, hence D is feasible.

Remark 3.9: As the linear solution of G , a linear code of $\mathcal{G} = (D, \mathcal{E})$ can be described as a collection of vectors $\tilde{C} = \{d_R \in \mathbb{F}^2; R \in D\}$ such that the following two conditions hold:

- (1') If R is an X_i source region or an X_i sink region, then $d_R = \alpha_i$ ($i \in \{1, 2\}$), where $\alpha_1 = (1, 0)$ and $\alpha_2 = (0, 1)$;
- (2') If R is a non-source region, then d_R is an \mathbb{F} -linear combination of $\{d_P : P \in \text{In}_G(R)\}$.

In this case, d_R is called the (*global*) *coding vector* of R .

Remark 3.10: Clearly, a (linear) code of $\text{RG}(D^*)$ is exactly a (linear) solution of G , where D^* is the trivial region decomposition of G . Thus, G is solvable if and only if $\text{RG}(D^*)$ is feasible.

The following lemma shows that the code of a region graph can be extended to a network coding solution of G .

Lemma 3.11: Suppose $\mathcal{G} = (D, \mathcal{E})$ is a region graph of G and $\tilde{C} = \{f_R; R \in D\}$ is a (linear) code of \mathcal{G} . Let $C = \{f_e; e \in E\}$ such that $f_e = f_R$ for any $R \in D$ and $e \in R$. Then C is a (linear) solution of G . Moreover, $e \in E$ is an encoding link of C only if it is the leader of some non-source region.

Proof: Since D is a region decomposition of G , for any $e \in E$, by Definition 3.1, there is a unique $R \in D$ such that $e \in R$. Thus, C is well defined. If e is the X_i source link ($i = 1, 2$) and $e \in R$, then R is the X_i source region and by the construction of C , $f_e = f_R = \alpha_i$.

Now, suppose $e \in E$ is a non-source link and $\text{In}(e) = \{p_1, \dots, p_k\}$. We need to prove that f_e can be computed from f_{p_1}, \dots, f_{p_k} . Without loss of generality, assume $e \in R$. Then we have the following two cases.

Case 1: $e \neq \text{lead}(R)$. Then by Definition 3.1, R contains an incoming link, say p_j , of e . By the construction of C , we have $f_e = f_{p_j}$.

Case 2: $e = \text{lead}(R)$. Then R is a non-source region. Suppose $\text{In}_G(R) = \{P_1, \dots, P_\ell\}$. Then by Definition 3.3, each P_i contains an incoming link, say p_{i_j} , of e . By the construction of C , $f_e = f_R$ and $f_{p_{i_j}} = f_{P_i}$ ($i = 1, \dots, \ell$). Since f_R can be computed from $f_{P_1}, \dots, f_{P_\ell}$ (Definition 3.8), so f_e can be computed from $f_{p_{i_1}}, \dots, f_{p_{i_\ell}}$.

In both cases, f_e can be computed from f_{p_1}, \dots, f_{p_k} . By Definition 2.2, C is a solution of G . Checking the above

¹The encoding function of a sink region in fact acts as a ‘‘decoding function’’ since it helps to recover the source message. We use the term ‘‘encoding function’’ because a sink region may contains other links besides sink links.

discussion, if \tilde{C} is a linear code of \mathcal{G} , then f_e is a linear function of f_{p_1}, \dots, f_{p_k} . So C is a linear solution of G .

During the construction of C , we assign the same encoding function to all links in the same region. Thus $e \in E$ is an encoding link of C only if it is the leader of a non-source region.

Example 3.12: Consider again the network G_1 and the region decomposition D_1 (See Fig. 1(a) and Fig. 2(a) respectively). Let $d_{R_1} = d_{R_4} = d_{R_5} = d_{R_8} = \alpha_1$, $d_{R_2} = d_{R_6} = d_{R_7} = \alpha_2$, and $d_{R_3} = \alpha_1 + \alpha_2$, where $\alpha_1 = (1, 0)$ and $\alpha_2 = (0, 1)$. By Definition 3.8, $\tilde{C} = \{d_R; R \in D_1\}$ is a linear code of $\text{RG}(D_1)$. By Lemma 3.11, \tilde{C} can be extended to a linear network code solution C of G , which is demonstrated in Fig. 4.

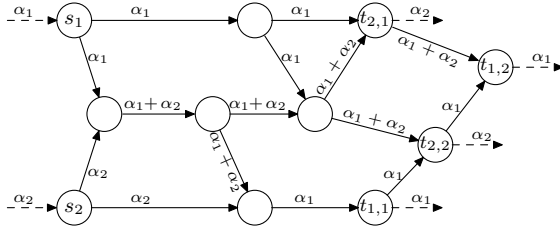


Fig 4. A network code solution of G_1 obtained by extending the code \tilde{C} of $\text{RG}(D_1)$ in Example 3.12. We depict the global encoding vector and omit the label of each link.

The following Lemma shows that some kinds of the region contractions can maintain the feasibility of the region graph.

Lemma 3.13: Suppose $\mathcal{G} = (D, \mathcal{E})$ is a region graph of G and $\tilde{C} = \{f_R; R \in D\}$ is a code of \mathcal{G} . Suppose $\{P, Q\} \subseteq D$ such that P is a parent of Q in \mathcal{G} and f_Q depends only on f_P (i.e., $f_Q = \mu(f_P)$ for some $\mu: \mathbb{F} \rightarrow \mathbb{F}$). Then \mathcal{G}' is feasible, where \mathcal{G}' is the contraction of \mathcal{G} by combining P and Q .

Proof: By Definition 3.6, \mathcal{G}' is a region graph of G belonging to D' , where $D' = D \cup \{P'\} \setminus \{P, Q\}$ and $P' = P \cup Q$. We can have the following two cases.

Case 1: Q is not any sink region. Let $f_{P'} = f_P$ and $\tilde{C}' = \{f_R; R \in D'\}$. It is easy to check that \tilde{C}' is a code of \mathcal{G}' . Hence, \mathcal{G}' is feasible.

Case 2: Q is an X_i sink region for some $i \in \{1, 2\}$. By Definition 3.8, $f_Q = \mu(f_P) = X_i$ is a surjective function. So μ is a surjective function. Since \mathbb{F} is finite, μ is bijective. We have $f_P = \mu^{-1}(f_Q) = \mu^{-1}(X_i)$. Let $f_{P'} = X_i$ and $\tilde{C}' = \{f_R; R \in D'\}$. It is easy to check that \tilde{C}' is a code of \mathcal{G}' . Hence, \mathcal{G}' is feasible. ■

Example 3.14: Reconsider the network G_1 and the region decomposition D_1 (See Fig. 1(a) and Fig. 2(a) respectively). We have shown a linear code $\tilde{C} = \{d_R; R \in D_1\}$ of $\text{RG}(D_1)$ in Example 3.12. Note that R_4 is a parent of R_5 in $\text{RG}(D_1)$ and $f_{R_4} = f_{R_5} = \alpha_1$. Let $d_{R_4 \cup R_5} = \alpha_1$. Then we have a linear code of $\text{RG}(D_2)$, where $D_2 = \{R_1, R_2, R_3, R_4 \cup R_5, R_6, R_7, R_8\}$. So D_2 is feasible. Moreover, note that $R_4 \cup R_5$ is a parent of R_8 in $\text{RG}(D_2)$ and $d_{R_4 \cup R_5} = d_{R_8} = \alpha_1$. Let $D_3 = \{R_1, R_2, R_3, R_4 \cup R_5 \cup R_8, R_6, R_7\}$. Then D_3 is also feasible. Let $d_{R_1} = d_{R_4 \cup R_5 \cup R_8} = \alpha_1$, $d_{R_2} = d_{R_6} = d_{R_7} = \alpha_2$, and $d_{R_3} = \alpha_1 + \alpha_2$, where $\alpha_1 = (1, 0)$ and $\alpha_2 = (0, 1)$. Then by Definition 3.8, $\tilde{C} = \{d_R; R \in D_1\}$ is a linear code of $\text{RG}(D_3)$. The region graph $\text{RG}(D_3)$ is shown in Fig. 5.

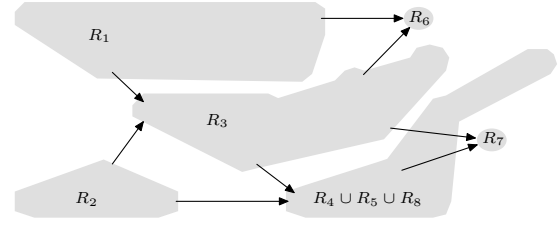


Fig 5. The region graph $\text{RG}(D_3)$ of G_1 , where $D_3 = \{R_1, R_2, R_3, R_4 \cup R_5 \cup R_8, R_6, R_7\}$, G_1 and $D_1 = \{R_1, \dots, R_8\}$ are shown in Fig. 1(a) and Fig. 2(a) respectively.

Corollary 3.15: Suppose $\mathcal{G} = (D, \mathcal{E})$ is a region graph of G and $\{P, Q\} \subseteq D$ such that $\text{In}_{\mathcal{G}}(Q) = \{P\}$. Suppose \mathcal{G}' is the contraction of \mathcal{G} by combining P and Q . Then \mathcal{G} is feasible if and only if \mathcal{G}' is feasible.

Proof: Suppose \mathcal{G} is feasible and $\tilde{C} = \{f_R; R \in D\}$ is a code of \mathcal{G} . Note that $\text{In}_{\mathcal{G}}(Q) = \{P\}$. By Definition 3.8, $f_Q = \mu_Q(f_P)$, where μ_Q is the local encoding function of Q . Then by Lemma 3.13, \mathcal{G}' is feasible.

Conversely, suppose \mathcal{G}' is feasible and $\tilde{C}' = \{f_R; R \in D'\}$ is a code of \mathcal{G}' , where $D' = D \cup \{P \cup Q\} \setminus \{P, Q\}$ is the contraction of D by combining P and Q . Let $f_P = f_Q = f_{P \cup Q}$. Then it is easy to see that $\tilde{C} = \{f_R; R \in D\}$ is a code of \mathcal{G} , hence \mathcal{G} is feasible. ■

For any region graph $\mathcal{G} = (D, \mathcal{E})$, if there is a non-source region, say Q , such that Q has only one parent, say P , in \mathcal{G} , then we can combine P and Q and obtain a contraction \mathcal{G}' of \mathcal{G} . This operation can be done continuously until each non-source region has at least two parents in \mathcal{G}' . By Corollary 3.15, \mathcal{G} is feasible if and only if \mathcal{G}' is feasible. This process can be realized by the Algorithm 1 below, which assume that $D = \{R_1, \dots, R_{|D|}\}$ such that R_i is the X_i source region ($i = 1, 2$) and $j < \ell$ if R_j is a parent of R_ℓ . Clearly $|D| \leq |E|$. So the runtime of Algorithm 1 is $O(|E|)$.

Algorithm 1: Region Contraction ($\mathcal{G} = (D, \mathcal{E})$)

```

j = 1;
while j ≤ |D| do
    if R_j has only one parent P in RG_G(D) then
        contract G by combining R_j and P;
    end if
    j = j + 1;
end while
return G;
    
```

C. Feasibility and Region Labelling

Given a region graph, the most important problem is to determine its feasibility. Unlike the subtree graph in [19], we cannot use the multicast property to determine the feasibility of region graph for 2-URMS networks, since the max-flow/min-cut condition is not sufficient to characterize the solvability of non-multicast networks (e.g., see [12]). In this subsection, we define a labelling operation on region graph, and give a simple characterization on feasibility for region graph of 2-URMS networks based on such labelling operation.

Definition 3.16 (Labelling On Region Graph): Let D be a region decomposition of G and \mathcal{G} be a region graph of G

belonging to D . For $i \in \{1, 2\}$, the X_i labelling operation on \mathcal{G} is defined recursively as follows.

- (1) If R is an X_i source region or an X_i sink region, then R is labelled with X_i ;
- (2) If the parents of R in \mathcal{G} are all labelled with X_i , then R is labelled with X_i .

The X_i labelling operation is well defined because \mathcal{G} is acyclic. A region R is called an X_i region of \mathcal{G} if R is labelled with X_i . A region which is neither X_1 region nor X_2 region is called a *coding region* of \mathcal{G} . A region which is both X_1 region and X_2 region is called a *singular region* of \mathcal{G} .

According to Definition 3.16, the X_i labelling operation can be realized by Algorithm 2 below, which assume that $D = \{R_1, \dots, R_{|D|}\}$ such that R_i is the X_i source region ($i = 1, 2$) and $j < \ell$ if R_j is a parent of R_ℓ . Clearly $|D| \leq |E|$. So the runtime of Algorithm 2 is $O(|E|)$.

Algorithm 2: X_i -Labeling ($G = (V, E), \mathcal{G} = (D, \mathcal{E})$)

```

j = 1;
while j ≤ |E| do
  if e_j ∈ R_k is an X_i link, then
    label R_k with X_i;
  end if
  j = j + 1;
end while
k = 1;
while k ≤ |D| do
  if the parents of R_k are all labeled with X_i, then
    label R_k with X_i;
  end if
  k = k + 1;
end while
    
```

Consider the labelling operation on the region graph $\text{RG}(D_1)$ of network G_1 (refer to Fig. 2(b) and Fig. 1(a) respectively). The regions R_1, R_4 and R_8 are labelled with X_1 since R_1 is the X_1 source region and R_4, R_8 are the X_1 sink region. Similarly, R_2, R_6 and R_7 are labelled with X_2 . The labelled region graph $\text{RG}(D_1)$ is depicted in Fig. 6.

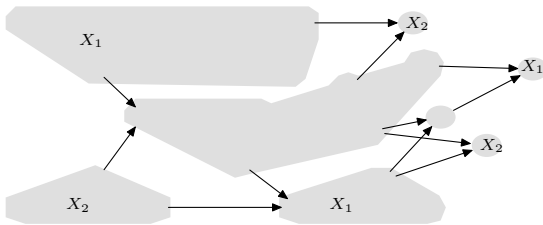


Fig. 6. Labelling operation on the region graph $\text{RG}(D_1)$ of G_1 , where G_1 and D_1 are shown in Fig. 1(a) and Fig. 2(a) respectively.

Example 3.17: We now consider the labelling operation on another region graph of G_1 . Let $D_4 = \{R_1, R_2, R_3 \cup R_6, R_4, R_5, R_7, R_8\}$ as shown in Fig. 7(a). Likewise, R_1, R_4, R_8 are labelled with X_1 and R_2, R_7 are labelled with X_2 . Note that $R_3 \cup R_6$ is an X_2 sink region in D_4 . So $R_3 \cup R_6$ is labelled with X_2 . Moreover, since the parents of R_4 are all labelled with X_2 , by Definition 3.16, R_4 is labelled with X_2 . Similarly, R_5, R_7 and R_8 are all labelled with X_2 . The labelled region

graph $\text{RG}(D_4)$ is depicted in Fig. 7(b). In this case, R_4 and R_8 are two singular regions.

To derive our conclusion, we need the following two lemmas.

Lemma 3.18: Suppose D is a region decomposition of G and $\mathcal{G} = (D, \mathcal{E})$ is a feasible region graph of G . If $\tilde{C} = \{f_R; R \in D\}$ is a code of \mathcal{G} and $Q \in D$ is an X_i region ($i \in \{1, 2\}$), then f_Q depends only on X_i . That is, there is a $\lambda_Q : \mathbb{F} \rightarrow \mathbb{F}$ such that $f_Q(X_1, X_2) = \lambda_Q(X_i)$.

Proof: We prove this lemma by induction.

If Q is an X_i source region or X_i sink region, then by Definition 3.8, $f_Q = X_i$. So f_Q depends only on X_i .

Now, suppose Q is neither X_i source region nor X_i sink region. By Definition 3.16, the parents of Q in \mathcal{G} are all X_i region. Suppose $\text{In}_{\mathcal{G}}(Q) = \{P_1, \dots, P_k\}$. By induction, we can assume that f_{P_j} depends only on X_i ($j = 1, \dots, k$). By Definition 3.8, $f_Q = \mu_Q(f_{P_1}, \dots, f_{P_k})$, hence depends only on X_i , where μ_Q is the local encoding function of Q . ■

Lemma 3.19: Suppose D is a region decomposition of G and $\mathcal{G} = (D, \mathcal{E})$ is a region graph of G such that \mathcal{G} has no singular region and each non-source region has at least two parents in \mathcal{G} . Suppose $\tilde{C} = \{d_R \in \mathbb{F}^2; R \in D\}$ is a collection of vectors such that

- (1) If R is an X_i region, then $d_R = \alpha_i$ ($i \in \{1, 2\}$), where $\alpha_1 = (1, 0)$ and $\alpha_2 = (0, 1)$;
- (2) If $\{R, Q\} \subseteq D$ such that R, Q have a common child and are neither both X_1 region nor both X_2 region, then d_R and d_Q are linearly independent.

Then \tilde{C} is a linear code of \mathcal{G} .

Proof: Note that \mathcal{G} has no singular region, \tilde{C} satisfies (1') of Remark 3.9. Now take a non-source region R , we only need to prove that d_R is an \mathbb{F} -linear combination of $\{d_P; P \in \text{In}_{\mathcal{G}}(R)\}$. If there is an $i \in \{1, 2\}$ such that the parents of R are all X_i region, then by Definition 3.16, R is an X_i region. So by the assumption of \tilde{C} , $d_R = d_P = \alpha_i$ for all $P \in \text{In}_{\mathcal{G}}(R)$. Otherwise, since R has at least two parents, by the assumption (2) of \tilde{C} , we can find two parents of R , say P_1 and P_2 , such that d_{P_1} and d_{P_2} are linearly independent. So d_{P_1} and d_{P_2} span \mathbb{F}^2 . Hence d_R is an \mathbb{F} -linear combination of d_{P_1} and d_{P_2} , which completes the proof. ■

Now, we can give a simple characterization of solvability of region graph for 2-URMS networks.

Theorem 3.20: Suppose D is a region decomposition of G and $\mathcal{G} = (D, \mathcal{E})$ is a region graph of G such that each non-source region has at least two parents in \mathcal{G} . Then \mathcal{G} is feasible if and only if it has no singular region. Moreover, if \mathcal{G} is feasible, it has a linear code.

Proof: If \mathcal{G} is feasible, we shall prove by contradiction that it has no singular region. Suppose \mathcal{G} has a singular region. Note that \mathcal{G} is acyclic, we can find a singular region Q such that no parent of Q is a singular region. We declare that Q contains either an X_1 link or an X_2 link or both. (If Q contains neither X_1 link nor X_2 link, then by Definition 3.16, all the parents of Q will be singular regions, which yields a contradiction.) Without loss of generality, we assume Q contains an X_1 link. Since \mathcal{G} is feasible, \mathcal{G} has a code $\tilde{C} = \{f_R; R \in D\}$. By Definition 3.8, $f_Q(X_1, X_2) = X_1$. On the other hand, since Q is also an X_2 region, by Lemma 3.18,

$f_Q(X_1, X_2)$ depends only on X_2 . A contradiction follows. Thus, \mathcal{G} has no singular region.

Conversely, if \mathcal{G} has no singular region, we shall prove that \mathcal{G} is feasible by constructing a linear code of it. Suppose Q_1, \dots, Q_J are all coding regions of \mathcal{G} and $\mathbb{F} = \{0, c_1, c_2, \dots, c_{q-1}\}$ be a field of size $q \geq J + 1$, where $c_1 = 1$. Let $\tilde{C} = \{d_R \in \mathbb{F}^2; R \in D\}$ such that

- (1) If R is an X_i region, then $d_R = \alpha_i$ ($i \in \{1, 2\}$), where $\alpha_1 = (1, 0)$ and $\alpha_2 = (0, 1)$;
- (2) $d_{Q_j} = \beta_j$, where $\beta_j = (1, c_j), j = 1, \dots, J$.

Note that α_1, α_2 and $\beta_j = (1, c_j), j = 1, \dots, J$ are mutually linearly independent. By Lemma 3.19, \tilde{C} is a linear code of \mathcal{G} . So \mathcal{G} is feasible. ■

Assume $D = \{R_1, \dots, R_{|D|}\}$ such that R_i is the X_i source region ($i = 1, 2$) and $j < \ell$ if R_j is a parent of R_ℓ . Suppose $\mathcal{G} = (D, \mathcal{E})$ is a region graph of G belonging to D such that each non-source region has at least two parents in \mathcal{G} . If \mathcal{G} is labelled with both X_1 and X_2 (according to Definition 3.16), then by Theorem 3.20, we can determine the feasibility of \mathcal{G} by Algorithm 3 below. Since $|D| \leq |E|$, the runtime of Algorithm 3 is $O(|E|)$.

Algorithm 3: Determining feasibility ($\mathcal{G} = (D, \mathcal{E})$)

```

j = 1;
while j ≤ |D| do
  if Rj is labeled with both X1 and X2, then
    return infeasible;
  stop;
end if
j = j + 1;
end while
return feasible;
    
```

Moreover, the proof of Theorem 3.20 and Lemma 3.11 give a construction method for linear solution of G , which we summarize in Algorithm 4. Since $|D| \leq |E|$, the runtime of Algorithm 4 is $O(|E|)$.

Algorithm 4: Code Construction ($G = (V, E), \mathcal{G} = (D, \mathcal{E})$)

```

j = 1;
k = 1;
while j ≤ |D| do
  if Rj is labeled with Xi for an i ∈ {1, 2} then
    fRj = Xi;
  else
    fRj = X1 + ckX2;
    k = k + 1;
  end if
  j = j + 1;
end while
ℓ = 1;
while ℓ ≤ |E| do
  if eℓ ∈ Rk for a k ∈ {1, ⋯, K} then
    feℓ = fRk;
  end if
  ℓ = ℓ + 1;
end while
return C = {feℓ; ℓ = 1, ⋯, |E|};
    
```

Let $\mathcal{G} = (D, \mathcal{E})$ be a region graph of G belonging to D . We can determine its feasibility as follows: 1) If there is a

non-source region $R \in D$ such that R has only one parent in \mathcal{G} , then use Algorithm 1 to contract \mathcal{G} to a region graph $\mathcal{G}' = (D', \mathcal{E}')$ such that each non-source region in \mathcal{G}' has at least two parents; 2) Use Algorithm 2 to perform X_i labelling on $\mathcal{G}', i = 1, 2$; 3) Use Algorithm 3 to determine the feasibility of \mathcal{G}' . By Lemma 3.15, \mathcal{G} is feasible if and only if \mathcal{G}' is feasible. So once we determined the feasibility of \mathcal{G}' , we have also determined the feasibility of \mathcal{G} .

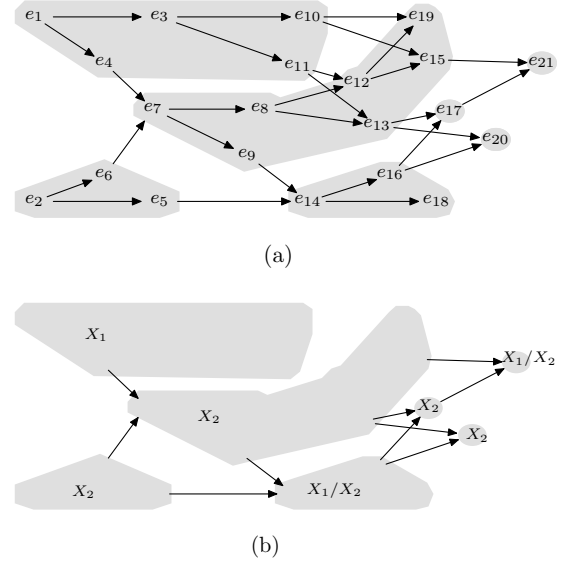


Fig 7. (a) The region decomposition D_4 of G_1 . (b) Labelling operation on the region graph $\text{RG}(D_4)$, where G_1 is shown in Fig. 1(a) and D_4 is described in Example 3.17.

IV. TIME COMPLEXITY FOR A SOLUTION

In this section, we give $O(|E|)$ time algorithms to determine solvability and to construct network coding solutions of the 2-URMS network G . We shall prove that G has a unique region decomposition D^{**} , called the basic region decomposition, which can be obtained in time $O(|E|)$, and G is solvable if and only if $\text{RG}(D^{**})$ is feasible. First, we give the definition of basic region decomposition.

Definition 4.1 (Basic Region Decomposition): Let D be a region decomposition of G . D is said to be a basic region decomposition of G if the following two conditions hold.

- (1) For any region $R \in D$ and any link $e \in R \setminus \{\text{lead}(R)\}$, $\text{In}(e) \subseteq R$;
- (2) Each non-source region R in D has at least two parents in $\text{RG}(D)$.

If D is a basic region decomposition of G , then $\text{RG}(D)$ is called a basic region graph of G .

The following two examples demonstrate this notion.

Example 4.2: Consider again the example network G_1 in Fig. 1(a). Let $Q_1 = \{e_1, e_3, e_4, e_{10}, e_{11}\}$, $Q_2 = \{e_2, e_5, e_6\}$, $Q_3 = \{e_7, e_8, e_9\}$, $Q_4 = \{e_{12}\}$, $Q_5 = \{e_{13}\}$, $Q_6 = \{e_{14}, e_{16}, e_{18}\}$, $Q_7 = \{e_{15}\}$, $Q_8 = \{e_{17}\}$, $Q_9 = \{e_{19}\}$, $Q_{10} = \{e_{20}\}$ and $Q_{11} = \{e_{21}\}$. By Definition 4.1, we can easily check that $D^{**} = \{Q_1, \dots, Q_{11}\}$ is a basic region decomposition of G_1 .

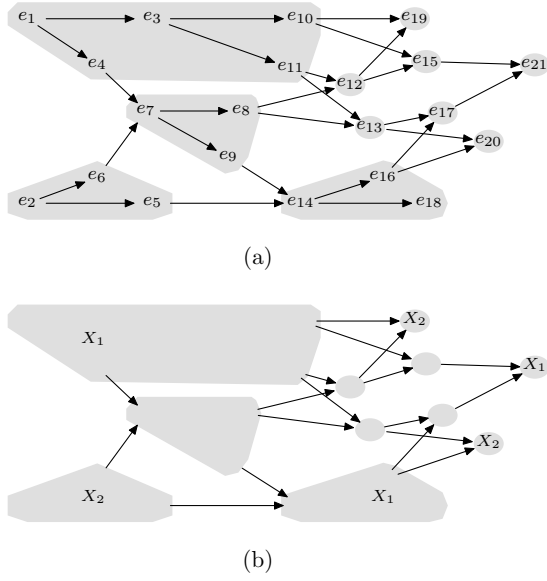


Fig 8. (a) is the basic region decomposition D^{**} of G_1 (See Fig. 1(a)); (b) is the labelled region graph $RG(D^{**})$ of G_1 .

Example 4.3: We consider another example network G_2 in Fig. 9. Let $R_1 = \{e_1, e_3, e_4, e_5, e_7, e_8, e_9\}$, $R_2 = \{e_2, e_6\}$, $R_3 = \{e_{10}, e_{11}, e_{12}, e_{13}, e_{15}\}$, $R_4 = \{e_{14}\}$, $R_5 = \{e_{16}\}$. It can be checked that $D^{**} = \{R_1, R_2, R_3, R_4, R_5\}$ is a basic region decomposition of G_2 .

For the example network G_1 , note that D_1, D_2, D_3 and D_4 (see Example 3.2, 3.7, 3.14 and 3.17) are not basic region decomposition since they do not satisfy condition (1) of Definition 4.1. The trivial region decomposition D^* is either not a basic region decomposition since it does not satisfy condition (2) of Definition 4.1.

In general, let $E = \{e_1, e_2, \dots, e_{|E|}\}$ be indexed as in Remark 2.1. We can then obtain a basic region decomposition of G by the following Algorithm 5. It is easy to prove the

Algorithm 5: Region Decomposing ($G = (V, E)$)

$R_1 = \{e_1\};$
 $R_2 = \{e_2\};$
 $K = 2;$
 $j = 3;$
While $j \leq |E|$ **do**
 if there is a $k \in \{1, \dots, K\}$ such that $In(e_j) \subseteq R_k$ **then**
 $R_k = R_k \cup \{e_j\};$
 else
 $K = K + 1;$
 $R_K = \{e_j\};$
 end if
 $j = j + 1;$
end while
 return $D^{**} = \{R_1, \dots, R_K\};$

correctness of Algorithm 5 by Definition 4.1. Moreover, note that Algorithm 5 makes $|In(e_j)|$ times comparisons for each e_j ($j \geq 3$). So its runtime is $O(|E|)$.

An interesting result is the following theorem.

Theorem 4.4: G has a unique basic region decomposition, hence has a unique basic region graph.

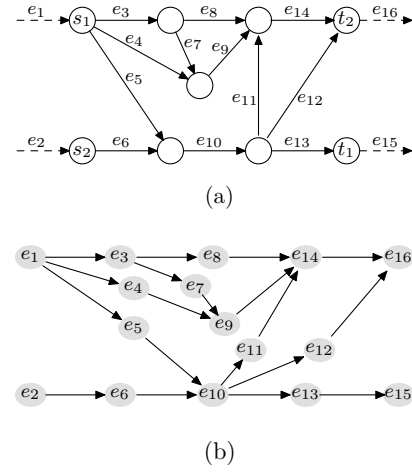


Fig 9. (a) is an example network G_2 , where the imaginary links e_1 and e_2 are the X_1 source link and X_2 source link respectively, and the imaginary links e_{15} and e_{16} are the X_1 sink link and X_2 sink link respectively. (b) is the line graph $L(G_2)$ of G_2 .

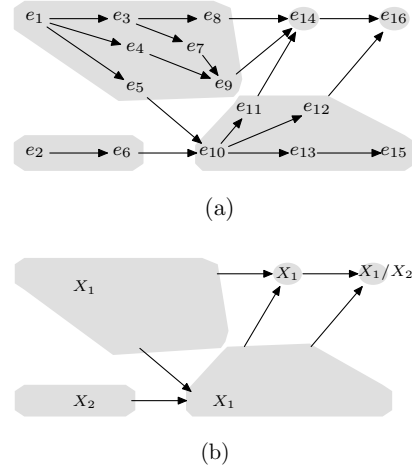


Fig 10. (a) is the basic region decomposition D^{**} of G_2 ; (b) The labelled region graph $RG(D^{**})$.

Proof: Suppose $D = \{R_1, \dots, R_K\}$ and $D' = \{Q_1, \dots, Q_L\}$ are both basic region decomposition of G . We shall prove that $D = D'$.

First, we prove that any $R_i \in D$ is contained in some region in D' . Let $E = \{e_1, e_2, \dots, e_{|E|}\}$ be indexed as in Remark 2.1. Assume $R_i = \{e_{i_1}, e_{i_2}, \dots, e_{i_n}\}$ such that $i_1 < i_2 < \dots < i_n$. Then $e_{i_1} = \text{lead}(R)$. (Otherwise, by Definition 3.1, there is an $e_{i_j} \in R_i$ and e_{i_j} is an incoming link of e_{i_1} . By Remark 2.1, $i_j < i_1$, which contradicts to the assumption that $i_1 < i_2 < \dots < i_n$.) Since $D' = \{Q_1, \dots, Q_L\}$ is a basic region decomposition of G , there is a $Q \in D'$ such that $e_{i_1} \in Q$. Without loss of generality, assume $e_{i_1} \in Q_1$. Then $R_i \subseteq Q_1$. (Otherwise, there exists an $e_{i_k} \in R_i$ such that $\{e_{i_1}, \dots, e_{i_{k-1}}\} \subseteq Q_1$ and $e_{i_k} \in Q_j$ ($j \neq 1$). By Remark 2.1 and (1) of Definition 4.1, $In(e_{i_k}) \subseteq \{e_{i_1}, \dots, e_{i_{k-1}}\} \subseteq Q_1$. Since $D' = \{Q_1, \dots, Q_L\}$ is a basic region decomposition of G , $Q_1 \cap Q_j = \emptyset$. So Q_j contains no incoming link of e_{i_k} . Then by Definition 3.1, $e_{i_k} = \text{lead}(Q_j)$ and Q_1 is the only

parent of Q_j , which contradicts to (2) of Definition 4.1.)

Similarly, we can prove that $Q_1 \subseteq R_\ell$ for some $R_\ell \in D$. So $R_i \subseteq R_\ell$. Since $D = \{R_1, \dots, R_K\}$ is a basic region decomposition of G , if $R_i \neq R_\ell$, then $R_i \cap R_\ell = \emptyset$ (Definition 3.1). So we have $R_i = R_\ell = Q_1$. Note that R_i can be arbitrarily chosen from D , we have $D \subseteq D'$.

Symmetrically, we have $D' \subseteq D$.

Thus $D' = D$, which derives the uniqueness of the basic region decomposition of G . ■

In the sequel, we will always use D^{**} to denote the basic region decomposition of G . And the basic region graph of G is $\text{RG}(D^{**})$. Now, we can discuss the solvability of G .

The basic region decomposition, as well as the basic region graph, is a new notion in our approach, which is not introduced in [19]. The most important property of the basic region graph is that the solvability of G is equivalent to the feasibility of the basic region graph of G , which is shown in the following theorem.

Theorem 4.5: Let D^{**} be the basic region decomposition of G . Then G is solvable if and only if $\text{RG}(D^{**})$ is feasible.

Proof: Suppose $\text{RG}(D^{**})$ is feasible. Then $\text{RG}(D^{**})$ has a code $\tilde{C} = \{f_R; R \in D\}$. By Lemma 3.11, \tilde{C} can be extended to a solution of G . So G is solvable.

Conversely, suppose G is solvable. By Remark 3.10, the trivial region graph $\text{RG}(D^*)$ is feasible. According to Algorithm 5, D^{**} is in fact obtained from D^* by a series of region contractions, i.e., if the region $R_{e_j} = \{e_j\}$ has a unique parent R_k then combine R_k and R_{e_j} . Hence its feasibility remains unchanged (Corollary 3.15). So $\text{RG}(D^{**})$ is feasible. ■

For the example network G_1 , we have obtained its basic region decomposition in Fig. 8(a). Using Algorithm 2, we obtain a labelled region graph $\text{RG}(D^{**})$ of G_1 as shown in Fig. 8(b). One can see that $\text{RG}(D^{**})$ has no singular region, and hence is feasible by Theorem 3.20. Hence, by Theorem 4.5, G_1 is solvable.

Consider the basic region decomposition of the network G_2 (See Fig. 9(a)). Using Algorithm 5 and Algorithm 2, we obtain a labelled region graph $\text{RG}(D^{**})$ of G_2 as shown in Fig.10(b). One can see that $\text{RG}(D^{**})$ has a singular region R_5 and hence is not feasible by Theorem 3.20. Following Theorem 4.5, G_2 is not solvable.

For a given 2-URMS network G , the determination of the solvability and construction of a linear solution can be realized by the following three steps: 1) Use Algorithm 5 to obtain its basic region decomposition D^{**} ; 2) Use Algorithm 2 and Algorithm 3 to determine the feasibility of the basic region graph $\text{RG}(D^{**})$; 3) If G is solvable, then use Algorithm 4 to construct a linear code on $\text{RG}(D^{**})$ and extend it to a linear solution of G . We have shown that all algorithms are with runtime $O(|E|)$, so we have the following theorem.

Theorem 4.6: The solvability of G can be determined in $O(|E|)$ time. Furthermore, if G is solvable, a linear solution of G can be constructed in time $O(|E|)$.

Combining Theorem 3.20 and Theorem 4.5, we have a necessary and sufficient condition on the solvability of 2-URMS networks based on region decomposition and region labelling. In [4], the authors gave another two necessary and sufficient conditions. One is characterized by the “critical 1-

edge cuts” and the other is characterized by “paths with controlled edge-overlap”. According to their results, determining the solvability of 2-URMS networks needs searching for the critical 1-edge cuts or edge-disjoint paths, for which the fastest runtime is also $O(|E|)$. However, the code construction in [4] is an exponential-time algorithm. In fact, the code construction method in [4] consists of two stages. First, construct a “strengthened generic linear code multicast (LCM)”. Then perform “reset-to-X” (resp. “reset-to-Y”) operations on the critical 1-edge cuts. This method is based on the construction of LCMs in [2], which is an exponential-time algorithm. In this paper, we decompose the network into disjoint regions and assign the encoding vector of each region in a decentralized manner, which is an $O(|E|)$ time algorithm by Theorem 4.6.

All notions about region decomposition, including region decomposition, region graph, codes on region graph, region contraction, region labelling, basic region decomposition and basic region graph, are applicable to arbitrary directed acyclic networks. If G is a directed acyclic network with k ($k > 2$) unit-rate multicast sessions, the region graph of G will have k source regions. Correspondingly, there are k types of sink regions and k types of region labelling. Also, we can prove that G has a unique basic region decomposition (Similar to Theorem 4.4) and G is solvable if and only if its basic region graph is feasible (Similar to Theorem 4.5). Unfortunately, we can’t give a characterization of feasibility of region graph as Theorem 3.20 when $k > 2$. In fact, given a region graph \mathcal{G} , the condition that \mathcal{G} has no singular region is only a necessary but not a sufficient condition of feasibility of \mathcal{G} . The difficulty lies in that one cannot assign decentralized code when the number of different information flows is more than 2. Thus, we need to give more intensive analysis on the structure of region graph. For example, we can consider *higher dimensional regions*. The region decomposition approach used for two unicast network with rate (1,2) can be found in [29]. To characterize the feasibility of region graph for more general networks is still an open problem.

V. THE NUMBER OF ENCODING LINKS

Throughout this section, we assume that $G = (V, E)$ is a 2-URMS network with two disjoint sink sets T_1 and T_2 , i.e., $T_1 \cap T_2 = \emptyset^2$. Since $T_1 \cap T_2 = \emptyset$, each sink corresponds to a sink link, hence the number of sinks is equal to the number of sink links. Moreover, since each sink region contains at least one sink link, then the number of sink regions is not greater than the number of sink links. Thus, we have the following remark.

Remark 5.1: The number of sink regions is not greater than the number of sinks.

In this section, we shall prove the following theorem.

Theorem 5.2: Let G be a solvable 2-URMS network with N sinks, then G has a network coding solution with at most

²If there is a $t \in T_1 \cap T_2$, we can add two additional nodes t' and t'' with two additional links (t, t') and (t, t'') . Replace t by t' in T_1 and t'' in T_2 respectively, we get a new network such that any network coding solution for the original network can be mapped bijectively to a network coding solution for the new one without changing the encoding complexity.

max $\{3, 2N - 2\}$ encoding links. There exist instances which achieve this bound.

Before we proceed with the proof of Theorem 5.2, we introduce the concept of *minimal feasible region graph*, which is analogue to the minimal subtree graph in [19].

Definition 5.3 (Minimal Feasible Region Decomposition):

Let D be a feasible region decomposition of G . We say that D is a minimal feasible region decomposition of G if combining any adjacent regions in $\text{RG}(D)$ results in a contraction of D which is not feasible.

Definition 5.4 (Minimal Feasible Region Graph): Let D be a region decomposition of G and $\mathcal{G} = (D, \mathcal{E})$ be a feasible region graph of G belonging to D . We say that \mathcal{G} is a minimal feasible region graph of G if the following two conditions hold:

- (1) D is a minimal feasible region decomposition of G ;
- (2) Deleting any edge of \mathcal{G} results in a subgraph of \mathcal{G} which is not feasible.

Clearly, the condition (1) in Definition 5.4 is equivalent to the condition: (1') Combining any adjacent regions in \mathcal{G} results in a contraction of \mathcal{G} which is not feasible.

For any solvable network G , by Theorem 4.5, the basic region graph $\text{RG}(D^{**})$ of G is feasible. If $\text{RG}(D^{**})$ is not minimal feasible, one can always get a smaller feasible region graph, i.e., with less links and/or less nodes by deleting edges and/or combining nodes of $\text{RG}(D^{**})$. Once we cannot further perform deleting/combining process, we get a minimal feasible region graph of G . The solution derived from the minimal feasible region graph will have less (or equal) encoding links than the solution derived from the original region graph. We call the solution constructed from a minimal feasible region graph as an *optimal solution* of G .

Example 5.5: Consider the feasible region graphs $\text{RG}(D_1)$, $\text{RG}(D_2)$ and $\text{RG}(D_3)$ of the example network G_1 (refer to Fig. 2, Fig. 3 and Fig. 5 respectively). It can be checked that both $\text{RG}(D_1)$ and $\text{RG}(D_2)$ are not minimal feasible, while $\text{RG}(D_3)$ is minimal feasible. The solution of G_1 given in Example 3.12 can also be viewed as being extended from the code of $\text{RG}(D_3)$ given in Example 3.14, which is an optimal solution of G_1 and has only 4 encoding links, i.e., the leader of R_3 , $R_4 \cup R_5 \cup R_8$, R_6 and R_7 .

Remark 5.6: In general, the minimal feasible region decomposition is not unique. For example, for the network G_1 , let $P_1 = \{e_1, e_3, e_4, e_{10}, e_{11}, e_{15}, e_{21}\}$, $P_2 = \{e_2, e_5, e_6\}$, $P_3 = \{e_7, e_8, e_9, e_{12}, e_{13}, e_{17}\}$, $P_4 = \{e_{14}, e_{16}, e_{18}\}$, $P_5 = \{e_{19}\}$, $P_6 = \{e_{20}\}$. By Definition 5.3, we can easily check that $D_5 = \{P_1, P_2, P_3, P_4, P_5, P_6\}$ is a minimal feasible region decomposition of G_1 . Thus, D_3 and D_5 are two different minimal feasible region decompositions of G_1 .

We assume that $D = \{R_1, \dots, R_{|D|}\}$ such that R_i is the X_i source region ($i = 1, 2$) and $j < \ell$ if R_j is a parent of R_ℓ . The process of reducing a feasible region graph to a minimal feasible region graph can be summarized in Algorithm 6.

For each non-source region $R_j \in D$, Algorithm 6 makes at most $|\text{In}(\text{lead}(R_j))|$ times verifications of (1) and (2) of Definition 5.4. Each time of the verification can be done by Algorithm 2 and Algorithm 3 with $O(|E|)$ time. Note that $|\text{In}(R_j)| \leq |\text{In}(\text{lead}(R_j))|$, so Algorithm 5 is also a polynomial

Algorithm 6: Minimal Region Graph ($G = (D, \mathcal{E})$)

```

j = 3;
while j ≤ |D| do
  for each P ∈ In(Rj) do
    if combining Rj and P results in a feasible contraction
      G' of G then;
      G = G';
    else if Deleting the edge from P to Rj results in a
      feasible subgraph G' then
      G = G';
    end if
  j = j + 1;
end while
return G;

```

time algorithm. Once we obtain the minimal feasible region graph by Algorithm 6, an optimal solution of G can be constructed by Algorithm 4 in $O(|E|)$ time. Thus, construction of an optimal solution of G can be completed in $O(|E|)$ time.

Similar to the minimal subtree graphs in [19], the minimal feasible region graphs also have some interesting properties.

Theorem 5.7: Let $\mathcal{G} = (D, \mathcal{E})$ be a minimal feasible region graph of G . The following statements hold:

- 1) Any non-source region has exactly two parents.
- 2) Two regions which are adjacent or have a common child cannot be both X_1 region nor both X_2 region.
- 3) Two adjacent coding regions have a common child.
- 4) If a coding region R is adjacent to an X_i region ($i \in \{1, 2\}$), then there exists an X_i region, say Q , such that R and Q have a common child.

Proof: 1) Suppose Q is a non-source region of G . We need to exclude the case that Q has no parent and the case that Q has more than two parents in \mathcal{G} . If Q has no parent in \mathcal{G} , then Q has no impact on the feasibility of \mathcal{G} . So for any parent P of Q in $\text{RG}(D)$, we can combine P and Q and obtain a contraction D' of D such that D' is feasible, which contradicts to the minimality of \mathcal{G} . Now, suppose Q has more than two parents. Let $\tilde{C} = \{d_R \in \mathbb{F}^2; R \in D\}$ be a code of \mathcal{G} as in the proof of Theorem 3.20. Since \mathbb{F}^2 is of dimension two, there must be two parents of Q , say P_1 and P_2 , such that d_Q is an \mathbb{F} -linear combination of d_{P_1} and d_{P_2} . Then delete the edge(s) between Q and all its other parents, we obtain a feasible subgraph with code \tilde{C} , which contradicts to the minimality of \mathcal{G} . So Q has exactly two parents, and 1) holds.

2) Suppose P and Q are both X_1 regions (or both X_2 regions) and \tilde{C} is a code of \mathcal{G} as in the proof of Theorem 3.20. Then $d_P = d_Q = \alpha_1$ (resp. $d_P = d_Q = \alpha_2$). If P and Q are adjacent, by Lemma 3.13, D can be contracted by combining P and Q without changing its feasibility. Similarly, if P and Q have a common child R , then by deleting the edge between Q and R we obtain a subgraph \mathcal{G}' of \mathcal{G} such that \tilde{C} is still a code of \mathcal{G}' . In both cases we derive a contradiction to the minimality of \mathcal{G} , hence 2) holds.

3) Suppose $P, Q \in D$ are two adjacent coding regions which have no common child. Let \tilde{C} be the code of \mathcal{G} as in the proof of Theorem 3.20. We alter d_Q by letting $d_Q = d_P$, and keep the rest of global coding vectors unchanged. Since P and

Q have no common child, this assignment is still a code of \mathcal{G} (Lemma 3.19). By Lemma 3.13, D can be contracted by combining P and Q without changing the feasibility, which contradicts to the minimality of \mathcal{G} , hence 3) holds.

4) Suppose R is adjacent to an X_i region P and R has no common child with any X_i region. Let C be the code of \mathcal{G} as in the proof of Theorem 3.20. We alter d_R by letting $d_R = \alpha_i$, and keep the rest of global encoding kernels unchanged. Since R has no common child with any X_i region, this assignment is still a code of \mathcal{G} (Lemma 3.19). By Lemma 3.13, D can be contracted by combining R and P without changing the feasibility, which contradicts to the minimality of \mathcal{G} , hence 4) holds. ■

For the sake of convenience, we say that a region Q is an X_i -parent (or an X_i -child) of a region R if Q is an X_i region and a parent (resp. a child) of R . The following corollary further shows some interesting properties of the minimal feasible region graphs.

Corollary 5.8: Let $\mathcal{G} = (D, \mathcal{E})$ be a minimal feasible region graph of G . The following items hold.

- 1) An X_i region is either an X_i source region or an X_i sink region ($i \in \{1, 2\}$).
- 2) A coding region has at least two children which are sink regions.
- 3) If $Q \in D$ is a coding region such that no child of Q is a coding region, then Q has two children, say Q_1 and Q_2 , such that Q_i is an X_i sink region and Q_i has an X_j -parent ($i \in \{1, 2\}$ and $j \in \{1, 2\} \setminus \{i\}$).

Proof: 1) Let $R \in D$ be an X_i region. If R is neither an X_i source region nor an X_i sink region, i.e. R contains neither X_i source link nor X_i sink link, then the parents of R are all X_i region (Definition 3.16), which contradicts to 2) of Theorem 5.7.

2) Let R be a coding region. Then by 1) of Theorem 5.7, R has two parents, say P_1 and P_2 . By 2) of Theorem 5.7, they are neither both X_1 region nor both X_2 region. We divide the discussion into the following three cases.

Case 1: P_1 is a coding region and P_2 is an X_i region ($i \in \{1, 2\}$). First, consider P_1 and R . By 3) of Theorem 5.7, P_1 and R have a common child Q_1 . If Q_1 is an X_j region for some $j \in \{1, 2\}$, we halt. Else, if Q_1 is a coding region, then by 3) of Theorem 5.7, R and Q_1 have a common child Q_2 . Similarly, either Q_2 is an X_j region for some $j \in \{1, 2\}$, or R and Q_2 have a common child Q_3 . Since \mathcal{G} is a finite graph, we can finally find an X_j -child Q_m of R . By claim 1), Q_m is a sink region.

Next, consider P_2 and R . Without loss of generality, we assume that P_2 is an X_1 region. By 4) of Theorem 5.7, there exists an X_1 region P such that R and P have a common child W_1 . If W_1 is an X_j region for some $j \in \{1, 2\}$, we halt. Else, if W_1 is a coding region, then by 3) of Theorem 5.7, R and W_1 have a common child W_2 . Similarly, either W_2 is an X_j region for some $j \in \{1, 2\}$ or R and W_2 have a common child W_3 . Since \mathcal{G} is a finite graph, we can finally find an X_j -child W_n of R . By claim 1), W_n is a sink region.

Note that P_1 is a coding region and P is an X_1 region. So $P_1 \neq P$ and $\text{In}_{\mathcal{G}}(W_1) \neq \text{In}_{\mathcal{G}}(Q_1)$. Thus, $Q_1 \neq W_1$. By comparing their parents, we have $Q_k \neq W_\ell, k \in \{1, \dots, m\}$

and $\ell \in \{1, \dots, n\}$. So $Q_m \neq W_n$. Thus, Q_m and W_n are two children of R which are both sink region.

Case 2: Both P_1 and P_2 are coding regions. Similar to case 1, we can find two children of R which are both sink region.

Case 3: P_1 is an X_1 region and P_2 is an X_2 region. Similar to case 1, we can find two children of R which are both sink region.

In all cases, we can find two children of R which are both sink region.

3) By claim 2), Q has an X_i -child Q_0 for some $i \in \{1, 2\}$. Without loss of generality, we assume that Q_0 is an X_2 region. By 4) of Theorem 5.7, there is a region Q_1 which is a common child of Q and an X_2 region. By 2) of Theorem 5.7, Q_1 is not an X_2 region. Since no child of Q is a coding region, so Q_1 is an X_1 region.

Now consider Q and Q_1 . By 4) of Theorem 5.7, there is a region Q_2 which is a common child of Q and an X_1 region. By 2) of Theorem 5.7, Q_2 is not an X_1 region. Since no child of Q is a coding region, so Q_2 is an X_2 region. By 1), Q_1 and Q_2 are both sink regions, which completes the proof. ■

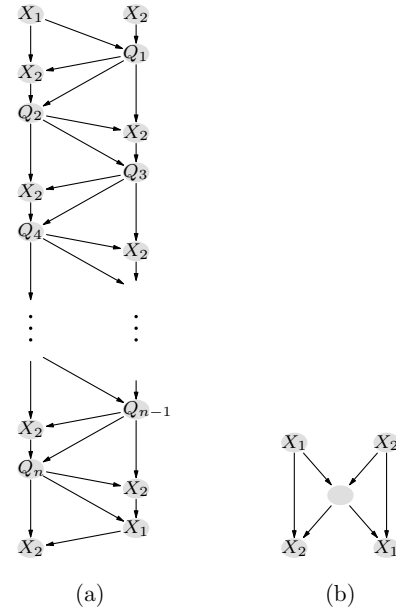


Fig 11. Region graphs achieving the bound in Theorem 5.9: (a) is a region graph with $N \geq 3$ sink regions and $n = N - 2$ coding regions $\{Q_1, Q_2, \dots, Q_n\}$; (b) is a region graph with $N = 2$ sink regions and $n = 1$ coding regions.

Theorem 5.9: Let $\mathcal{G} = (D, \mathcal{E})$ be a minimal feasible region graph of G with n coding regions. Then $n \leq \max\{1, N - 2\}$.

Proof: We define the C-S edge of \mathcal{G} as the edge which starts at a coding region and terminates at a sink region. Let J be the number of C-S edges and K be the number of sink regions of D .

Suppose D has $n \geq 2$ coding regions, we shall prove $n \leq N - 2$ by counting J in two different ways. Firstly, note that \mathcal{G} is acyclic, its vertices can be ordered in an upstream-to-downstream fashion, i.e., $\forall \{R, R'\} \subseteq D, R < R'$ if R is a parent of R' . Let P and Q be the greatest two coding regions, i.e., for any coding region $R \notin \{P, Q\}, R < P$ and $R < Q$. Without loss of generality, assume $P < Q$. Then no child

of Q is a coding region. By 3) of Corollary 5.8, Q has two children Q_1 and Q_2 , such that Q_i is an X_i sink region and has an X_j -parent U_i ($i \in \{1, 2\}$ and $j \in \{1, 2\} \setminus \{i\}$). We distinguish the following two cases to discuss.

Case 1: Q is a child of P .

By 1) of Theorem 5.7, each sink region has exactly two parents. So there are exactly $2K$ edges terminate at a sink region. Among these $2K$ edges, (U_1, Q_1) and (U_2, Q_2) are not C-S edges. So there are at most $2K - 2$ C-S edges. Thus,

$$J \leq 2K - 2. \quad (1)$$

On the other hand, by 2) of Corollary 5.8, each coding region has at least two children which are sink region. So except Q , the $n - 1$ coding regions supply at least $2(n - 1)$ C-S edges. Now consider the coding region Q . Note that P and Q are adjacent, by 3) of Theorem 5.7, P and Q have a common child, say Q_3 . Since P and Q are the greatest two coding regions, Q_3 could not be a coding region. By 1) of Corollary 5.8, Q_3 is a sink region. By comparing the parent set, we have $Q_3 \notin \{Q_1, Q_2\}$. So (Q, Q_1) , (Q, Q_2) and (Q, Q_3) are three C-S edges. Hence, there are at least $2(n - 1) + 3$ C-S edges. We have

$$2(n - 1) + 3 \leq J. \quad (2)$$

Combining equations (1) and (2), we have $n \leq K - 3/2$. Note that n is an integer. Then $n \leq K - 2$. By Remark 5.1, $K \leq N$. So $n \leq N - 2$.

Case 2: P and Q are not adjacent.

Then no child of P is a coding region. Similar to Q , we can prove that P has two children P_1 and P_2 , such that P_i is an X_i sink region and has an X_j -parent W_i ($i \in \{1, 2\}$ and $j \in \{1, 2\} \setminus \{i\}$). By 1) of Theorem 5.7, each sink region has exactly two parents. So there are exactly $2K$ edges terminate at a sink region. Among these $2K$ edges, (U_1, Q_1) , (U_2, Q_2) , (W_1, P_1) and (W_2, P_2) are not C-S edges. So there are at most $2K - 4$ C-S edges. Thus,

$$J \leq 2K - 4. \quad (3)$$

On the other hand, by 2) of Corollary 5.8, n coding regions supply at least $2n$ C-S edges. So

$$2n \leq J. \quad (4)$$

Combining equations (3) and (4), we have $n \leq K - 2$. By Remark 5.1, $K \leq N$. So $n \leq N - 2$.

Thus, we proved that $n \leq N - 2$ if $n \geq 2$. That is, $n \leq 1$ or $n \leq N - 2$, i.e., $n \leq \max\{1, N - 2\}$. ■

Theorem 5.10: There exist instances which achieve the bound $n = \max\{1, N - 2\}$ in Theorem 5.9.

Proof: Fig. 11 (a) is an instance of region graph with $N \geq 3$ sink regions and $n = N - 2$ coding regions, and (b) is an instance of region graph with two sink regions and one coding regions. They are both feasible because they have no singular region. We can verify that these region graphs satisfy the two conditions of Definition 5.4, hence are minimal feasible region graph. ■

Now we can prove the main result of this section.

Proof of Theorem 5.2: Let $\mathcal{G} = (D, \mathcal{E})$ be a minimal feasible region graph of G and \tilde{C} be a linear code of \mathcal{G} . By

Lemma 3.11, we can extend \tilde{C} to a linear solution C of G , and $e \in E$ is an encoding link of C only if e is the leader of some non-source region. Now, we prove that if \mathcal{G} is a minimal feasible region graph and e is the leader of a non-source region, then e is an encoding link. Without loss of generality, assume $e = \text{lead}(R)$. If $d_e = d_p$ for some $p \in \text{In}(e)$, then by the construction of C (refer to Lemma 3.11), $d_R = d_P$ for some $P \in \text{In}(R)$. Then we can contract D by combining P and R and obtain a feasible region decomposition of G , which contradicts to the minimality of \mathcal{G} . So $d_e \neq d_p$ for any $p \in \text{In}(e)$, and e is an encoding link of C . Thus, if \mathcal{G} is a minimal feasible region graph, then e is an encoding link if and only if e is the leader of a non-source region.

By 1) of Corollary 5.8, a non-source region is either a coding region or a sink region. By Remark 5.1, the number of sink regions is at most N . By Theorem 5.9, the number of coding regions is at most $\max\{1, N - 2\}$. Thus, the number of encoding links is at most $N + \max\{1, N - 2\} = \max\{3, 2N - 2\}$.

Now, consider networks with minimal feasible region graph as in Fig. 11. We have shown that they have N sink regions and $\max\{1, N - 2\}$ coding regions (refer to Theorem 5.10). So the number of encoding links is $\max\{3, 2N - 2\}$. ■

VI. BOUND ON FIELD SIZE

In this section, following the same technique as in [19] (by converting a network coding problem to a graph coloring problem [24]), we derive an upper bound on the field size for the 2-URMS problem. The result shows that it is not necessary to use a larger field for 2-URMS network than for one multicast session with two single rate flows [19].

First, we strengthen the conclusion of Lemma 3.19 under the condition that \mathcal{G} is a minimal feasible region graph.

Lemma 6.1: Let $\mathcal{G} = (D, \mathcal{E})$ be a minimal feasible region graph of G . Then $\tilde{C} = \{d_R \in \mathbb{F}^2; R \in D\}$ is a linear code of \mathcal{G} if and only if the following two conditions hold.

- (1) If R is an X_i region, then $d_R = \alpha_i$ ($i \in \{1, 2\}$), where $\alpha_1 = (1, 0)$ and $\alpha_2 = (0, 1)$;
- (2) If $\{R, Q\} \subseteq D$ such that R, Q have a common child then d_R and d_Q are linearly independent.

Proof: Suppose \tilde{C} satisfies conditions (1) and (2). Then clearly, \tilde{C} satisfies the conditions of Lemma 3.19, hence is a linear code of \mathcal{G} .

Conversely, suppose \tilde{C} is a linear code of \mathcal{G} . By Definition 3.8, condition (1) holds. For condition (2), suppose R, Q have a common child W . If d_R and d_Q are linearly dependent, then by properly naming, $d_Q = \lambda d_R$ for some $\lambda \in \mathcal{F}$. We delete the edge between Q and W , and obtain a region graph \mathcal{G}' . Clearly, \tilde{C} is a linear code of \mathcal{G}' , and \mathcal{G}' is feasible, which contradicts to the minimality of \mathcal{G} . So d_R and d_Q are linearly independent. Hence condition (2) holds. ■

If $\mathcal{G} = (D, \mathcal{E})$ is a minimal feasible region graph and $\{R, Q\} \subseteq D$ such that R, Q have a common child, then by 2) of Theorem 5.7, either R and Q are both coding region. Or, by proper naming, R is a coding region and Q is an X_j region ($j = 1$ or 2).

To convert the network coding problem to a graph coloring problem, we need first define the *associated graph* of \mathcal{G} .

Definition 6.2: Let $\mathcal{G} = (D, \mathcal{E})$ be a minimal feasible region graph of G having n coding regions R_1, \dots, R_n . The associated graph $\Omega_{\mathcal{G}}$ is defined as an undirected graph with vertex set $V(\Omega_{\mathcal{G}}) = \{X_1, X_2, R_1, \dots, R_n\}$, and its edge set includes the following:

- 1) (X_1, X_2) : it is called the red edge of $\Omega_{\mathcal{G}}$.
- 2) (R_i, R_j) : if R_i and R_j have a common child, it is called a blue edge of $\Omega_{\mathcal{G}}$;
- 3) (R_i, X_j) : if R_i have a common child with some X_j region ($j = 1, 2$), it is called a green edge of $\Omega_{\mathcal{G}}$.

Fig. 12(a) shows a minimal feasible region graph, which is an instance of the minimal feasible region graph in Fig. 11(a) with $n = 4$. We depict its associated graph in Fig. 12(b).

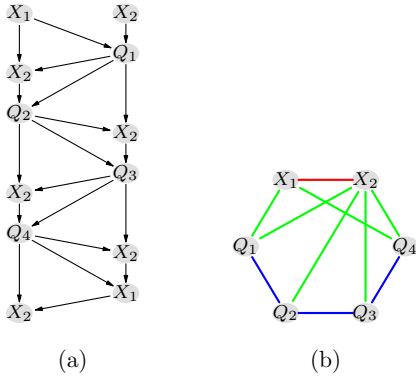


Fig. 12. (a) is a minimal feasible region graph; (b) is the associated graph.

If $\tilde{C} = \{d_R; R \in D\}$ is a linear code of \mathcal{G} , the same coloring arguments as in [19] can be applied to color the graph $\Omega_{\mathcal{G}}$ with the mapping $\rho : V(\Omega_{\mathcal{G}}) \rightarrow \{\alpha_1, \alpha_2, d_{R_1}, \dots, d_{R_n}\}$. Thus, we can obtain the following lemma.

Lemma 6.3: Let $\mathcal{G} = (D, \mathcal{E})$ be a minimal feasible region graph of G . Then \mathcal{G} has a linear code over the field of size q if and only if $q \geq \chi(\Omega_{\mathcal{G}}) - 1$, where $\chi(\Omega_{\mathcal{G}})$ is the chromatic number of $\Omega_{\mathcal{G}}$.

Note that besides the source regions and coding regions, the region graph of 2-URMS networks contains sink regions. So the arguments in [19] can not be directly applied to 2-URMS problem. To derive our result, we need the following lemmas to estimate the chromatic number of $\Omega_{\mathcal{G}}$.

Lemma 6.4: Let $\mathcal{G} = (D, \mathcal{E})$ be a minimal feasible region graph of G with n ($n \geq 1$) coding regions. Then the X_1 source region and X_2 source region have a common child.

Proof: Since \mathcal{G} is acyclic, its regions can be ordered in an upstream-to-downstream fashion, i.e., $\forall R, R' \in D, R < R'$ if R is a parent of R' . Let R be the least non-source region, i.e., for any non-source region $R' \neq R, R < R'$. By 1) of Theorem 5.7, any non-source region has exactly two parents in \mathcal{G} . Then R is a common child of the X_1 source region and X_2 source region. ■

Lemma 6.5: Let $\mathcal{G} = (D, \mathcal{E})$ be a minimal feasible region graph of G such that the number of coding regions is at least one. Then every vertex in $\Omega_{\mathcal{G}}$ has degree at least 2.

Proof: 1) Vertices X_1 and X_2 : Since \mathcal{G} is acyclic and finite, there must be a coding region, say R , such that no child of R is a coding region. By Definition 6.2 and 3) of Corollary

5.8, both (R, X_1) and (R, X_2) are edges of $\Omega_{\mathcal{G}}$. Moreover, by Definition 6.2, (X_1, X_2) is an edge of $\Omega_{\mathcal{G}}$. So the vertices X_1 and X_2 both have degree at least 2.

2) Coding regions: For any coding region R , we have the following two cases.

Case 1: No child of R is coding region. As proved in 1), both (R, X_1) and (R, X_2) are edges of $\Omega_{\mathcal{G}}$. So R has degree at least 2.

Case 2: R has a child Q which is a coding region. By 3) of Theorem 5.7, R and Q have a common child. Hence (R, Q) is an edge of $\Omega_{\mathcal{G}}$. Moreover, by 2) of Corollary 5.8, R has a child W which is an X_i sink region for some $i \in \{1, 2\}$. By 4) of Theorem 5.7, R has a common child with an X_i region. Hence (R, X_i) is an edge of $\Omega_{\mathcal{G}}$. So R has degree at least 2.

From all the above discussions, each vertex of $\Omega_{\mathcal{G}}$ has degree at least 2. ■

Lemma 6.6: [[27], Ch. 9] Every k -chromatic graph has at least k vertices of degree at least $k - 1$.

Now, we can present our main result of this section.

Theorem 6.7: Suppose G is a solvable 2-URMS network with N sinks. Then G has a linear solution over the field with size no larger than $\max\{2, \lfloor \sqrt{2N - 7/4} + 1/2 \rfloor\}$.

Proof: If $N = 2$, a binary field is sufficient for a solution [4]. We prove that the field of size $\lfloor \sqrt{2N - 7/4} + 1/2 \rfloor$ is sufficient for a solution when $N \geq 3$.

Let $\mathcal{G} = (D, \mathcal{E})$ be a minimal feasible region graph of G having n coding regions and K sink regions. Let J be the number of edges of the associated graph $\Omega_{\mathcal{G}}$, and let $k = \chi(\Omega_{\mathcal{G}})$ be the chromatic number of $\Omega_{\mathcal{G}}$. We count J in two different ways.

By Lemma 6.5 and 6.6, each vertex of $\Omega_{\mathcal{G}}$ has degree at least 2 and at least k vertices with degree at least $k - 1$. We have

$$[k(k - 1) + 2(n + 2 - k)]/2 \leq J. \quad (5)$$

On the other hand, by 1) of Theorem 5.7, a region is a common child of two regions if and only if it is a non-source region. Moreover, by 1) of Corollary 5.8, a non-source region is either a coding region or a sink region. So there are $n + K$ regions which are common children of two regions. By Lemma 6.4, among these $n + K$ regions, one of them is the common child of the X_1 source region and X_2 source region. So the total number of blue edges and green edges of $\Omega_{\mathcal{G}}$ is at most $n + K - 1$. Plus the red edge, the total number of edges of $\Omega_{\mathcal{G}}$ is at most $n + K$. That is,

$$J \leq n + K. \quad (6)$$

Combining equations (5) and (6), we have:

$$[k(k - 1) + 2(n + 2 - k)]/2 \leq n + K.$$

Then

$$k^2 - 3k + 4 \leq 2K.$$

By Remark 5.1, $K \leq N$. So

$$k^2 - 3k + 4 \leq 2N. \quad (7)$$

Solving equation (7), we have $k \leq \sqrt{2N - 7/4} + 3/2$.

By Lemma 6.3, a field with size no larger than $k - 1 = \sqrt{2N - 7/4} + 1/2$ is sufficient for a linear solution. ■

In the following, we show that the bound in Theorem 6.7 is tight.

Theorem 6.8: There exist instances of networks for which the field size bound in Theorem 6.7 is achieved.

Proof: We shall construct a minimal feasible region graph by adding some X_2 sink regions to the region graph in Fig.11 (a). The process is as follows.

- 1) For $j \in \{2, \dots, n-1\}$, add an X_2 sink region as a common child of Q_j and the X_1 source region;
- 2) For each pair $\{Q_i, Q_j\}$ such that Q_i and Q_j are not adjacent, add an X_2 sink region as a common child of Q_i and Q_j .

Denote the resulted region graph by \mathcal{G} and the corresponding vertex set by D . One can check that \mathcal{G} is still a minimal feasible region graph and the associated graph $\Omega_{\mathcal{G}}$ is a complete graph with $n+2$ vertices.

Clearly, $n-2$ sink regions are added in step 1). In addition, note that there are $n-2$ coding regions not adjacent to Q_1 , $n-3$ coding regions not adjacent to each Q_j ($j = 2, \dots, n-1$), and $n-2$ coding regions not adjacent to Q_n . Thus, there are $[2(n-2) + (n-2)(n-3)]/2 = (n^2 - 3n + 2)/2$ sink regions be added in step 2). Plus the $n+2$ sink regions in the original graph, the total number of sink regions of \mathcal{G} is $N = (n+2) + (n-2) + (n^2 - 3n + 2)/2 = (n^2 + n + 2)/2$. Solving n from this equation, we have $n = \sqrt{2N - 7/4} - 1/2$.

Since the associated graph $\Omega_{\mathcal{G}}$ is a complete graph with $n+2$ vertices, the chromatic number of $\Omega_{\mathcal{G}}$ is $\chi(\Omega_{\mathcal{G}}) = n+2$. By Lemma 6.3, the field size for any linear code of \mathcal{G} is at least $n+1 = \sqrt{2N - 7/4} + 1/2$. ■

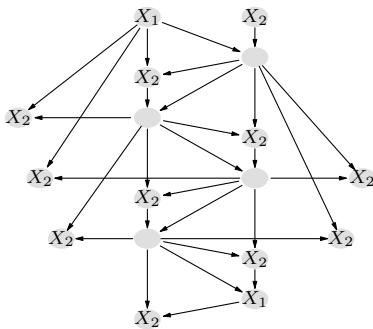


Fig 13. A minimal feasible region graph with $n = 4$ coding regions and $N = (n^2 + n + 2)/2 = 11$ sink regions.

Example 6.9: Fig. 13 plots a region graph \mathcal{G} constructed as in the proof of Theorem 6.8. The graph \mathcal{G} has $n = 4$ coding regions and $N = (n^2 + n + 2)/2 = 11$ sink regions. By Theorem 6.7 and 6.8, \mathbb{F}_5 is the smallest field that can ensure a linear solution of \mathcal{G} .

VII. CONCLUSIONS AND DISCUSSIONS

We investigated the encoding complexity of network coding with two unit-rate multicast sessions (2-URMS) by a region decomposition method. We showed that when the network is decomposed into mutually disjoint regions, a network coding solution can be easily obtained from some simple labelling operations on the region graph and through assignment of

decentralized coding vectors. All the processes of the region decomposition, the region labelling, and the code construction can be done in time $O(|E|)$.

We further reduced a feasible region graph into a minimal feasible region graph by deleting edges and/or combining nodes of the region graph. We showed that the minimal feasible region graph have some interesting local properties, from which we derived bounds on the encoding links and on the required field size.

In this paper, we only consider scalar network coding, and the field size bound in Theorem 6.7 is shown to be tight. But for vector network coding, as pointed out in [25], it is possible to use smaller field while increase the vector length, which serves as an interesting future work.

ACKNOWLEDGMENT

This research is partly supported by NSF of China (No. 10990011), the research fund for the Doctoral Program of Higher Education of China, and the International Design Center (grant no. IDG31100102 & IDD11100101). The work of Kai Cai is partially supported by a grant from the University Grants Committee of the Hong Kong Special Administrative Region, China (Project No. AoE/E-02/08).

REFERENCES

- [1] R. Ahlswede, N. Cai, S.-Y. R. Li, and R. W. Yeung, "Network information flow," *IEEE Trans. Inf. Theory*, vol. 46, no. 4, pp. 1204-1216, Jul. 2000.
- [2] S.-Y. R. Li, R. W. Yeung, and N. Cai, "Linear network coding," *IEEE Trans. Inf. Theory*, vol. 49, no. 2, pp. 371-381, Feb.2003.
- [3] C. K. Ngai and R.W.Yeung, "Multisource network coding with two sinks," in *Proc. Int. Conf. Communications, Circuits and Systems(IC-CCAS)*, vol. 1, Chengdu, China, Jun. 2004, pp. 34-37.
- [4] C.-C. Wang and N. B. Shroff, "Pairwise Intersession Network Coding on Directed Networks," *IEEE Trans. Inf. Theory*, vol. 56, no. 8, pp. 3879-3900, Aug. 2010.
- [5] N. Harvey, R. Kleinberg, and A. Lehman, "On the capacity of information networks," *IEEE Trans. Inform. Theory*, vol. 52, no. 6, pp. 2345-2364, June 2006.
- [6] X. Yan, J. Yang, and Z. Zhang, "An outer bound for multisourc multi sink network coding with minimum cost consideration," *IEEE Trans. Inform. Theory*, vol. 52, no. 6, pp. 2373-2385, June 2006
- [7] G. Kramer and S. Savari, "Edge-cut bounds on network coding rates," *Journal of Network and Systems Management*, vol. 14, no. 1, pp. 49-67 March 2006.
- [8] X. Yan, R. Yeung, and Z. Zhang, "The capacity region for multi-sourc multi-sink network coding," in *Proc. IEEE Int'l Symp. Inform. Theor.* Nice, France, 2007.
- [9] D. Traskov, N. Ratnakar, D. Lun, R. Koetter, and M. Medard, "Network coding for multiple unicasts: An approach based on linear optimization," in *Proc. IEEE Int'l Symp. Inform. Theory.* Seattle, USA, July 2006.
- [10] Y. Wu, "On constructive multi-source network coding," in *Proc. ISIT.* Seattle, USA, July 2006, pp. 1349-1353.
- [11] A. R. Lehman and E. Lehman, "Complexity classification of network information flow problems," in *Proc. 41st Annu. Allerton Conf. Communication Control and Computing*, Monticello, IL, Oct. 2003.
- [12] R. Koetter and M. Medard, "An algebraic approach to Network coding," *IEEE/ACM Trans. Netw.*, vol. 11, no. 5, pp. 782-795, Oct. 2003.
- [13] S. Jaggi, P. Sanders, P. A. Chou, M. Effros, S. Egner, K. Jain, and L. Tolhuizen, "Polynomial time algorithms for multicast network code construction," *IEEE Trans. Inf. Theory*, vol. 51, no. 6, pp. 1973-1982, Jun. 2005.
- [14] N. J. A. Harvey, D. R. Karger, and K. Murota, "Deterministic network coding by matrix completion," *Annual ACM-SIAM Symposium on Discrete Algorithm*, 2005.
- [15] T. Ho, M. Medard, R. Kottter, D. R. Karger, M. Effros, J. Shi, and B. Leong, "A Random Linear Network Coding Approach to Multicast," *IEEE Trans. on Info. Theory*, vol. 52, no. 10, pp. 4413-4430, Oct 2006.

- [16] R. Dougherty, C. Freiling, and K. Zegger, "Linearity and solvability in Multicast Networks," *IEEE Trans. Inf. Theory*, vol. 50, no. 10, pp. 2243-2256, Oct. 2004.
- [17] M. Langberg, A. Sprintson, and J. Bruck, "The encoding complexity of network coding," *IEEE Trans. Inf. Theory*, vol. 52, no. 6, pp. 2386-2397, June. 2006.
- [18] K. Bhattad, N. Ratnakar, R. Koetter, and K. R. Narayanan, "Minimal Network Coding for Multicast," in *Proc. ISIT*. Adelaide, Australia, Sept 2005, pp. 1730-1734.
- [19] C. Fragouli and E. Soljanin, "Information flow decomposition for network coding," *IEEE Trans. Inf. Theory*, vol. 52, no. 3, pp. 829-848, Mar. 2006.
- [20] I. -H. Wang, S. U. Kamath, and D. N. C. Tse, "Two Unicast Information Flows over Linear Deterministic Networks," in *Proc. ISIT*. Saint-Petersburg, Russia, August 2011, pp. 2462-2466.
- [21] I. Shomorony and A. S. Avestimehr, "Sum Degrees-of-Freedom of Two-Unicast Wireless Networks," in *Proc. ISIT*. Saint-Petersburg, Russia, August 2011, pp. 214-218.
- [22] S. U. Kamath, David N. C. Tse and V. Anantharam, "Generalized Network Sharing Outer Bound and the Two-Unicast Problem," in *Proc. NetCod*, July. 2011.
- [23] K. Cai, K.B. Letaief, P. Fan and R. Feng, "Solving the Single Rate 2-pair Network Coding Problem with the A -set Equation," in *Proc. NetCod*, July, 2011.
- [24] C. Fragouli, E. Soljanin, and A. Shokrollahi, "Network coding as a coloring problem," in *Proc. Conf. Information Sciences and Systems*. Princeton, NJ, Mar. 2004.
- [25] J. B. Ebrahimi and C. Fragouli, "Algebraic Algorithms for Vector Network Coding," *IEEE Trans. Inf. Theory*, vol. 57, no. 2, pp. 996-1007, Feb. 2011.
- [26] R. Yeung, S.-Y. Li, and N. Cai, *Network Coding Theory (Foundations and Trends in Communications and Information Theory)*. New York: Now, 2006.
- [27] J. A. Bondy and U. S. R. Murty, *Graph Theory with Applications*. Amsterdam, The Netherlands: North-Holland, 1979.
- [28] A. H. Ali, J.W. P. Hirschfeld, and H. Kaneta, "On the size of arcs in projective spaces," *IEEE Trans. Inf. Theory*, vol. 41, no. 5, pp. 1649-1656, Sep. 1995.
- [29] W. Song, R. Feng, K. Cai and J. Zhang, "Network Coding for 2-unicast with Rate (1,2)" *ISIT 2012*, MIT.

Chau Yuen received the B. Eng and PhD degree from Nanyang Technological University, Singapore in 2000 and 2004 respectively. Dr Yuen was a Post Doc Fellow in Lucent Technologies Bell Labs, Murray Hill during 2005. He was a Visiting Assistant Professor of Hong Kong Polytechnic University in 2008. During the period of 2006-2010, he worked at the Institute for Infocomm Research (Singapore) as a Senior Research Engineer. He joined Singapore University of Technology and Design as an assistant professor from June 2010. He serves as an Associate Editor for IEEE Transactions on Vehicular Technology. On 2012, he received IEEE Asia-Pacific Outstanding Young Researcher Award.

Wentu Song received the BS and MS degrees in Mathematics from Jilin University, China in 1998 and 2006, respectively, and the Ph.D. degree in Mathematics from Peking University in 2012, China. He is currently a Post Doc research fellow in Singapore University of Technology and Design, where he is working on network coding and network distributed storage.

Kai Cai received the M.S. and Ph.D. degrees in mathematics from Peking University, Beijing, China, in 2001 and 2004, respectively. From 2004 to 2006, he was a postdoc research fellow of the Electronic Engineering Department, Tsinghua University, Beijing, China. From 2006 to 2007, he visited the department of Electronic and Computer Engineer, the Hong Kong University of Science and Technology. From 2007 to 2011, he was an associate professor in the Institute of Computing Technology, Chinese Academy of Sciences. He visited School of Electrical, Computer and Energy Engineering, Arizona State University from 2011 to 2012. He is now with Institute of Network Coding, The Chinese University of Hong Kong. His research interests are in algebraic combinatorics, coding theory, network information theory, and so forth.

Rongquan Feng received the Ph.D. in Mathematics from the Institute of Systems Science, Chinese Academy of Sciences in 1994. He is currently a professor in Peking University. His research interests are in the areas of algebraic combinatorics, cryptology, coding theory and information security. He served as the secretary-general of Beijing Mathematical Society from 2005. He is an associate editor of the journal *Mathematics in Practice and Theory*.