

Polyominoes and Polyiamonds as Fundamental Domains of Isohedral Tilings with Rotational Symmetry

(Submitted to *Discrete & Computational Geometry*)

Hiroshi Fukuda¹, Chiaki Kanomata², Nobuaki Mutoh², Gisaku Nakamura²,
and Doris Schattschneider³

¹ College of Liberal Arts and Sciences, Kitasato University, 1-15-1 Kitasato,
Sagamihara, Kanagawa 252-0373, JAPAN

² School of Administration and Informatics, University of Shizuoka, 52-1 Yada,
Shizuoka 422-8526 JAPAN

³ Mathematics Dept. PPHAC Moravian College, 1200 Main St. Bethlehem, PA
18018-6650

Abstract. We describe computer algorithms that produce the complete set of isohedral tilings by n -omino or n -iamond tiles in which the tiles are fundamental domains and the tilings have 3-, 4-, or 6-fold rotational symmetry. The symmetry groups of such tilings are of types **p3**, **p31m**, **p4**, **p4g**, and **p6**. There are no isohedral tilings with symmetry groups **p3m1**, **p4m**, or **p6m** that have polyominoes or polyiamonds as fundamental domains. We display the algorithms' output and give enumeration tables for small values of n . This expands on our earlier works (Fukuda *et al* 2006, 2008).

1 Introduction

Recall that an isohedral tiling of the plane is a tiling by congruent tiles in which the symmetry group of the tiling acts transitively on the tiles. A fundamental domain for an isohedral tiling is a region of least area that generates the whole tiling when acted on by the symmetry group of the tiling. (The orbit of a fundamental domain under the action of the symmetry group of the tiling is the complete tiling.) A polyomino (or n -omino) is a tile homeomorphic to a disk, made up of n unit squares that are connected at their edges; that is, the intersection of two unit squares in the polyomino is either empty or an edge of both squares. Similarly a polyiamond (or n -iamond) is a tile homeomorphic to a disk, made up of n unit equilateral triangles that are connected at their edges; the intersection of two unit triangles in the polyiamond is either empty or an edge of both triangles.

In an earlier paper (Fukuda *et al* 2006), we gave an algorithm to create a list of polyominoes that produce isohedral tilings in which each polyomino is fundamental domain for a given **p4** symmetry group. In that paper, we give lists of polyiamonds that produce **p3** or **p6** isohedral tilings for a given symmetry group. However, the polyiamonds in those lists are not fundamental domains of the tiling they generate; their areas are larger than the area of a fundamental domain for the given symmetry group.

In a second paper (Fukuda *et al* 2008), we gave a different algorithm to create a list of polyiamonds that produce **p3** or **p6** isohedral tilings in which each polyiamond is fundamental domain for a given **p3** or **p6** symmetry group.

However the lists in these two papers include tiles that produce isohedral tilings with additional symmetries, as we discussed in section 5 in (Fukuda *et al* 2008). In other words, the given symmetry group that is used to produce a tile is a proper subgroup of the full symmetry group of the tiling generated by that tile (Coxeter and Moser 1965). For example, tile 6-1 in Fig. 6 in (Fukuda *et al* 2008), which is a fundamental domain for a fixed lattice of 3-fold centers of a given **p3** group, produces an isohedral tiling whose full symmetry group is type **p6**.

In this paper, we indicate how to produce tiles that generate tilings with additional symmetries. In particular, we consider the task of producing polyomino and polyiamond tiles that generate isohedral tilings of types **p3**, **p3m1**, **p31m**, **p4**, **p4m**, **p4g**, **p6** or **p6m** for which the tiles are fundamental domains of the tiling.

In each case, we begin with a fixed lattice of symmetry elements of a symmetry group (that is, a fixed array of rotation centers and/or reflection axes for elements of the symmetry group) and build a polyomino or polyiamond from units (squares or equilateral triangles) that when acted on by a set of generators for the group, produces an isohedral tiling.

We note that a tile cannot contain two or more points that are identical under operations of the given symmetry group, since we want each tile to be a fundamental domain of the tiling. This leads immediately to the following observations:

1. *In an isohedral tiling in which each tile is fundamental domain, no tile can contain a rotation center or axis of reflection for the whole tiling except on its boundary.*
2. *In an isohedral tiling having a polyomino as fundamental domain, 4-fold centers of the tiling can only occur at vertices of unit squares on the boundary of the polyomino. Moreover, a 4-fold center can only occur at a vertex that is a “corner” of the polyomino; that is, only one unit square of the polyomino contains that vertex.*
3. *In an isohedral tiling having a polyiamond as fundamental domain, 3-fold or 6-fold centers of the tiling can only occur at vertices of unit triangles on the boundary of the polyiamond. Moreover, a 3-fold center can only occur at a vertex at which exactly two unit triangles meet. A 6-fold vertex can only occur at a vertex that is a “corner” of the tile, that is, exactly one unit triangle of the polyiamond contains that vertex.*
4. *There are no 3- or 6-fold centers in a tiling by polyominoes. Hence, there are no **p3**, **p3m1**, **p31m**, **p6** or **p6m** isohedral tilings by polyominoes. There are no 4-fold centers in a tiling by polyiamonds. Hence, There are no **p4**, **p4m**, or **p4g** isohedral tilings by polyiamonds.*

In the sections that follow, we give algorithms to produce polyominoes and polyiamonds that are fundamental domains for the given symmetry groups in which we are interested.

2 p4

2.1 Creating polyominoes as fundamental domains of p4 isohedral tilings

1. We begin with a lattice of unit squares as shown in Fig. 1. Our n -omino tiles that generate a **p4** tiling will be built from these unit squares.

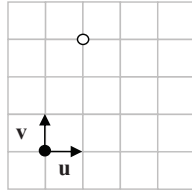


Fig. 1. The square lattice for **p4**. A lattice of unit squares with two 4-fold rotation centers that generate a **p4** group. Here $x = 1, y = 3$; the area of a fundamental domain for the **p4** tiling is 5 sq. units.

2. By observation 2 in Section 1, the 4-fold rotation centers for a **p4** symmetry group must be located at lattice points.
3. First we place a 4-fold rotation center, (a black circle) and call this the origin. Orthogonal unit vectors \mathbf{u} and \mathbf{v} are then placed at the origin. See Fig. 1.
4. Next we place a second 4-fold rotation center, the white circle in Fig. 1, at $x\mathbf{u} + y\mathbf{v}$, where x and y are non-negative integers, not both 0. These two choices of 4-fold rotation centers determine the whole **p4** lattice of rotation centers; rotations about the two chosen black and white centers generate the whole p4 group.
5. The area S of a fundamental domain for this **p4** group is given by

$$S = \frac{x^2 + y^2}{2} \quad (1)$$

taking the area of a unit square as 1. Note that since we want our n -omino to be a fundamental domain, $n = S$ and S must be an integer. Therefore, x and y must have the same parity, and

$$n = 1, 2, 4, 5, 8, 9, 10, 13, 16, 17, 18, 20, 25, 25, 26, 29, 32, 34, 36, 37, 40, 41, 45, 49, \dots \quad (2)$$

where two pairs (x, y) , namely, $(5, 5)$ and $(7, 1)$ correspond to $n = 25$. Also see Fig. 1.

6. All unit squares are classified into n equivalence classes by the action of the chosen **p4** group. We denote the equivalence class of a unit square e as $C(e)$.
7. We construct a set \mathcal{T}_n of n -ominoes that are fundamental domains for the given **p4** group and a given n by following Procedure 1 below, using these definitions:

- (a) T is a set of unit squares; $B(T)$ is the set of unit squares that are edge-adjacent to the squares in T ; \mathcal{T}_n is a set of n -ominoes.
 - (b) When T is the empty set, we define $B(\emptyset)$ as the set of four squares around the origin (the four unit squares at the lower left in Fig. 1.)
 - (c) We define $E(T)$, the boolean function of T , which is true if $\#T = n$ and the white circle is on the boundary of T . Otherwise $E(T)$ is false.
 - (d) We define $B'(T) = \{e | e \in B(T), C(e) \neq C(f), \text{ for all } f \in T\}$, the set of all unit squares that are edge-adjacent to those in T , but not equivalent to any unit squares in T .
8. Fig. 2 shows the set of inequivalent n -ominoes in \mathcal{T}_n for $n \leq 8$. From each of these n -ominoes we can obtain the associated **p4** tiling by using the black and white circles as 4-fold rotation centers. Fig. 3 shows the corresponding isohedral tilings produced by n -ominoes in Fig. 2 for $n \leq 5$.

Procedure 1:

1. Fix n (from the list in (2) above). Begin with \mathcal{T}_n empty.
2. Make T empty. Make $U_T = B'(T) = B(\emptyset)$. Make $k = 0$. Make $S_k = \{(T, U_T)\}$.
3. For (T, U_T) in S_k , if $U_T \neq \emptyset$, choose an element e (a unit square) of U_T . Remove e from U_T and save the pair (T, U_T) in S_k .
4. Increase k by 1. Add e (from step (c)) to T to create a new $k + 1$ -omino T , and let $U_T = B'(T)$ for the new T . Add the new pair (T, U_T) to S_k .
5. If $T = \emptyset$ and $U_T = \emptyset$, quit the procedure.
6. If $E(T)$ is true, an n -omino tile is completed and add T to \mathcal{T}_n provided there is no equivalent tile in \mathcal{T}_n . We regard two n -ominoes equivalent if conditions i) and ii) below are satisfied, since the two tiles will produce the same tiling.
 - (a) The tiles are congruent (including mirror reflection).
 - (b) When the tiles are superimposed, the positions of k -fold rotational centers on the boundaries of the tiles are the same. If there are several k -fold rotation centers for the same k , they can be permuted appropriately before comparison.
7. If $U_T = \emptyset$, decrease k by 1.
8. Go back to (c).

2.2 Symmetries of tiles

The list of isohedral tilings produced by the tiles in Fig. 2 contains all **p4** tilings having n -ominoes as fundamental domains. However, as our labeling indicates, this list includes some tilings having more symmetries than the **p4** group generated by 4-fold rotations about the black and white rotation centers. The full symmetry group of the tiling might be **p4** (having additional 4-fold rotation centers), **p4g**, or **p4m**. The full symmetry group of the tiling will contain as a proper subgroup the **p4** group that generated the tiling. In addition, the area of a fundamental domain for the full symmetry group of the tiling will be a




Fig. 2. List of n -ominoes produced by the procedure in section 2.1 for $n \leq 8$. The tiles are fundamental domains with respect to the $\mathbf{p4}$ group used to generate isohedral tiling. The labels indicate n followed by the tile number for that n . Parentheses indicate that the tiles produce tilings having more symmetries than the $\mathbf{p4}$ group that generates the tilings.

(This figure is dropped due to size limit)

Fig. 3. List of isohedral tilings by n -ominoes in Fig. 2, $n \leq 5$, generated by a given $\mathbf{p4}$ group. Labels correspond to those in Fig. 2. The symmetry group of each tiling is the given $\mathbf{p4}$ group, except for tilings whose labels are in parentheses.

fraction of the area of the tile that generated the tiling. In every case where this occurs, the n -omino has reflection and/or rotation symmetry. If we neglect any symmetries of the n -omino itself (or equivalently, decorate the n -omino with an asymmetric motif), then the list of tilings produced by the tiles in Fig. 2 coincides with the set of all **p4** isohedral tilings having n -ominoes as fundamental domains for $n \leq 8$.

For example, the 4-omino labeled 4-3 in Fig. 2 has the full symmetry of a square, and produces a **p4m** tiling in which the area of a fundamental domain is $1/8$ the area of the polyomino as shown in Fig. 4 (a). On the other hand, if we destroy the symmetry of polyomino 4-3 by marking it as shown in Fig. 4 (b), the tiling has **p4** symmetry and the marked polyomino is a fundamental domain for the tiling.

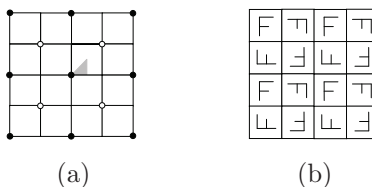


Fig. 4. (a) **p4m** tiling generated by **p4** group. The shaded area is a fundamental domain for the tiling. (b) Marking the 4-omino produces a **p4** tiling in which the 4-omino is a fundamental domain.

We can identify polyominoes with additional symmetry as outlined in 1. and 2. below. (Such tiles in Fig. 2 and their tilings in Fig. 3 are indicated by parentheses in their labels.)

1. Look at all vertices and centers of unit squares in a polyomino in the tiling except for the original 4-fold centers we have chosen (black and white centers), and investigate whether they can be new 4-fold centers of the tiling or not. If the tiling is invariant under a 4-fold rotation about such a point, then it is a new 4-fold center for the tiling. If new 4-fold centers are found we note that this tiling has more rotation symmetries and a smaller fundamental domain than we intended. Otherwise, we are sure that the tiling contains no 4-fold centers other than black or white circles. In Fig. 3, tilings (5-2) and (5-2-2), while generated differently, are the same tiling and have 4-fold centers at every vertex where 4 tiles meet. Tiling (5-3) has 4-fold rotation centers at the centers of the “cross” tiles and at every vertex where 4 tiles meet. Note that the tile has mirror symmetry, but the tiling does not.
2. We can seek other new symmetry elements of the tiling by using chart 2 in reference (Schattschneider 1978).
 - (a) If the line joining the two black and white 4-fold centers we have chosen is an axis of mirror reflection for the tiling, we identify this tiling as type **p4m**. In Fig. 3, tilings (1-1) and (4-3) are type **p4m**.

VIII

- (b) Otherwise, if the line connecting two adjacent (nearest) 2-fold centers is an axis of mirror reflection for the tiling, we identify this tiling as type **p4g**. In Fig. 3, tiling (2-1) is type **p4g**.

3 p4g

3.1 Creating polyominoes as fundamental domains of p4g isohedral tilings

A **p4g** symmetry group contains 4-fold rotations, reflections, and glide-reflections; the subgroup generated by its 4-fold rotations is type p4. Thus we begin as in Section 2.

1. Begin with a lattice of unit squares as shown in Fig. 5.

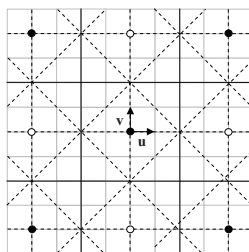


Fig. 5. A lattice of unit squares with a 4-fold rotation center (black circle), reflection axes (solid lines) and glide-reflection axes (dashed lines) that are symmetries in a **p4g** group. 4-fold rotations about the origin and reflections about one axis generate the **p4g** group. Here $x = 2$; the area of a fundamental domain for the **p4g** tiling is 4.

2. By observation 2 in Section 1, the 4-fold rotation centers must be at lattice points.
3. First we place a 4-fold rotation center (a black circle) and call this the origin. Orthogonal unit vectors \mathbf{u} and \mathbf{v} are then placed at the origin. See Fig. 5.
4. Next, we place the reflection axes that are nearest to the origin; these must lie along the the edges of squares according to observation 1 in Section 1. These axes are vertical and horizontal lines at $x\mathbf{u}$ and at $x\mathbf{v}$, respectively, where x is a nonnegative integer. The choices of the origin and x , which determines the placement of the reflection axes, determine the whole **p4g** lattice of rotation centers, reflection axes and glide-reflection axes. The glide-reflection axes are shown in dashed lines in Fig. 5. The **p4g** group is generated by 4-fold rotations about the origin and reflections in one of the reflection axes shown. Its **p4** subgroup is generated by 4-fold rotations about the origin and one white circle.
5. The area S of a fundamental domain for the tiling is given by

$$S = x^2 \tag{3}$$

where the area of a unit square is 1. Since we want our n -omino to be a fundamental domain, $n = S$ and S must be an integer. Therefore,

$$n = 1, 4, 9, 16, 25, 36, 49, 64, \dots \quad (4)$$

6. All unit squares are classified into n equivalence classes by the action of the chosen $\mathbf{p4g}$ group. We denote the equivalence class of a unit square e as $C(e)$.
7. We construct a set \mathcal{T}_n of n -ominoes that are fundamental domains for the given $\mathbf{p4g}$ group by Procedure 1 in Section 2 with n chosen from the list (4) and the additional constraint that the unit squares in the set T must be in the region bounded by the mirror reflection axes in Fig. 5.
8. Fig. 6 shows the set of inequivalent tiles in \mathcal{T}_n for $n \leq 9$. We can obtain the associated $\mathbf{p4g}$ tilings by using the black circle as a 4-fold rotation center to fill out the square bounded by the reflection axes, then reflecting this square in its edges. Fig. 9 shows the corresponding isohedral tilings produced by polyominoes in Fig. 6.

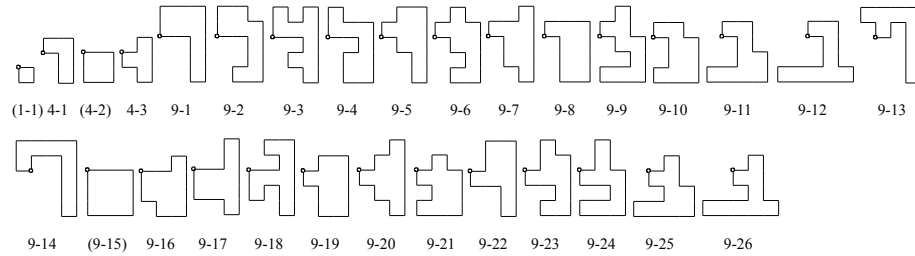


Fig. 6. List of n -ominoes produced by the procedure in section 3.1 for $n \leq 9$. The tiles are fundamental domains with respect to the $\mathbf{p4g}$ group used to generate the isohedral tiling. The labels indicate n followed by the tile number for that n . Parentheses indicate that the tiles produce tilings having more symmetries than the $\mathbf{p4g}$ group that generates the tilings.

3.2 Symmetries of tiles

As we discussed in section 2.2, it is possible that some of the tilings by n -ominoes produced by our $\mathbf{p4g}$ algorithm have symmetries in addition to those of the $\mathbf{p4g}$ group that generated them. A tiling might have a larger $\mathbf{p4g}$ symmetry group or a $\mathbf{p4m}$ symmetry group. Such tiles in Fig. 6 and their tilings in Fig. 9 are indicated by parentheses in their labels. We note that all such tiles are square.

Theorem 1. *Every tiling by an n -omino T produced by our algorithm in section 3.1 has as its symmetry group the $\mathbf{p4g}$ group that generated it and T is a fundamental domain for the tiling, except in the case when the shape of T is square. In that case, the tiling has symmetry group $\mathbf{p4m}$ and T is not a fundamental domain.*

Proof. Denote by A the square containing the origin and bounded by the reflection axes closest to the origin, as in Fig. 5. Each n -omino T produced by our Procedure for a given $\mathbf{p4g}$ group can also be determined by a process that begins with an $x \times x$ square n -omino T with one corner at the origin as in Fig. 7(a). Each time an element in A outside this square is added to an adjacent shaded element, an equivalent element is deleted from the square. (Procedure 1, which builds n -ominoes one element at a time, also only allows one element from each equivalence class to be in a tile T .) A few steps in the process for a 16-omino T are shown in Fig. 7: At every step, this process produces an n -omino T that

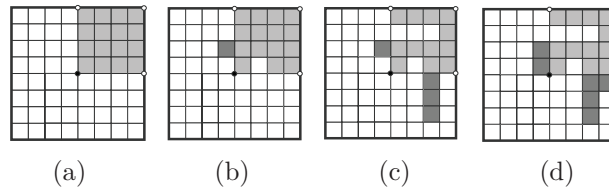


Fig. 7. The derivation of an n -omino for a $\mathbf{p4g}$ group by adding elements to and subtracting elements from a square n -omino. Here $x = 4$, $n = 16$.

can serve as a fundamental domain for the tiling generated by the $\mathbf{p4g}$ group generated by 4-fold rotations about the origin and reflections in one of the axes that bounds A .

Suppose that a tiling by an n -omino T produced by this process has a 4-fold center of rotation in A , other than at the origin. Then a rotation about this new center is either (i) in the interior of T and leaves T invariant or (ii) on the boundary of T and maps T onto an adjacent tile.

(i) If T has 4-fold symmetry, then its boundary consists of four consecutive congruent edges. From the derivation in Fig. 7, it is easily seen that the only tile T with this property is the square n -omino in (a), whose center is a 4-fold center of rotation.

(ii) In the tiling by T , the vertices of the tiling (where 4 tiles meet) that lie on the boundary of T occur at the origin and points that are corners of the n -omino on the reflection axes that bound A . These are marked with dots in Fig. 7. If T has a 4-fold center on its boundary, then a 90° rotation about this center must match an edge of T to the edge of an adjacent tile, and so a 4-fold center can only occur at one of these four vertices. From Fig. 7 it can be seen that the only possible locations other than the origin are at $x\mathbf{u}$, $x\mathbf{v}$, or $x(\mathbf{u} + \mathbf{v})$. Since these points are on reflection axes, if any is a rotation center, T must both reflect and

rotate (by 90° about that point) into an adjacent tile. But this can only happen if all edges of T are straight, since the reflection will reverse orientation and the rotation will preserve orientation. Fig. 8 illustrates this for T in Fig. 7(b). Thus,

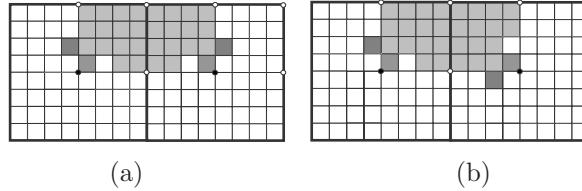


Fig. 8. Left: T reflects into an adjacent tile. Right: T rotates about $x(\mathbf{u} + \mathbf{v})$ into an adjacent tile.

unless T is a square, the tiling cannot contain any additional 4-fold centers.

When T is a square, every vertex of T lies on a reflection axis, hence the tiling has $\mathbf{p4m}$ symmetry. Also, the D_4 symmetry of the tile T induces additional 4-fold centers and reflection axes in the tiling. A fundamental domain for the tiling is $1/8$ of the area of T .

(This figure is dropped due to size limit)

Fig. 9. List of isohedral tilings by n -ominoes in Fig. 6, generated by a given $\mathbf{p4g}$ group. Labels correspond to those in Fig. 6. The symmetry group of each tiling is the given $\mathbf{p4g}$ group, except for tilings whose labels are in parentheses.

(This figure is dropped due to size limit)

Fig. 9. (Continued)

4 p4m

Fig. 10 shows the symmetry elements of a **p4m** group. Black and white circles are

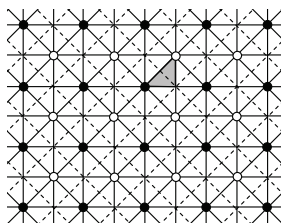


Fig. 10. The symmetry elements of **p4m**. Black and white circles are 4-fold centers, solid lines are reflection axes and dashed lines are glide-reflection axes. Points where glide-reflection axes intersect are 2-fold rotation centers.

4-fold centers, solid lines are mirror reflection axes, and dashed lines are glide-reflection axes. Points where glide reflection axes intersect are 2-fold centers. The shaded region, an isosceles right triangle bounded by reflection axes, is a fundamental domain for the **p4m** tiling. A polyomino that is a fundamental domain for the tiling must have its edges on the reflection axes, by observation 1 in Section 1. But this is clearly impossible.

Theorem 2. *There are no **p4m** isohedral tilings having polyominoes as fundamental domains.*

5 $\mathbf{p3}$

5.1 Creating polyiamonds as fundamental domains of $\mathbf{p3}$ isohedral tilings

1. We begin with a lattice of unit equilateral triangles as shown in Fig. 11(a). Our n -iamond tiles that generate a $\mathbf{p3}$ isohedral tiling will be built from these unit triangles.

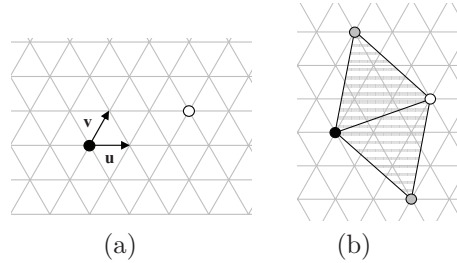


Fig. 11. (a) A lattice of unit triangles with two 3-fold rotation centers that generate a $\mathbf{p3}$ group. Here $x = 2$, $y = 1$. (b) The shaded region is a standard fundamental domain for the $\mathbf{p3}$ group generated by the black and white 3-fold centers; in this example, the area of a fundamental domain for the $\mathbf{p3}$ tiling is 14 triangular units.

2. By observation 3 in Section 1, the 3-fold rotation centers for a $\mathbf{p3}$ symmetry group are located at the lattice points.
3. First we place a 3-fold rotation center, a black circle, and call this the origin. Vectors \mathbf{u} and \mathbf{v} are placed at the origin, along edges of a unit triangle. See Fig. 11(a).
4. Next we place a second 3-fold rotation center, the white circle in Fig. 11(a), at $x\mathbf{u} + y\mathbf{v}$, where x and y are nonzero integers, not both zero. These two choices of 3-fold rotation centers determine the whole $\mathbf{p3}$ lattice of rotation centers; 3-fold rotations about the two chosen black and white centers generate the whole $\mathbf{p3}$ group.
5. A standard fundamental domain for the $\mathbf{p3}$ group generated by the black and white 3-fold centers is a 120° rhombus having as short diagonal the segment that joins the black and white circles, as shown in Fig. 11(b). The other two vertices of this rhombus (shown in gray in Fig. 11(b)) are also 3-fold centers for the $\mathbf{p3}$ group. The area S of a fundamental domain for this $\mathbf{p3}$ group is given by

$$S = 2(x^2 + y^2 + xy) \quad (5)$$

taking the area of a unit triangle as 1. Since we want our n -iamond to be a fundamental domain, $n = S$ and S must be an integer. Therefore,

$$n = 2, 6, 8, 14, 18, 24, 26, 32, 38, 42, 50, 54, 56, 62, 72, 74, 78, 86, 96, 98, 98, \dots, \quad (6)$$

- where two pairs (x, y) , namely, $(5, 3)$ and $(7, 0)$ correspond to $n = 98$.
6. All unit triangles are classified into n equivalence classes by the action of the chosen $\mathbf{p3}$ group. We denote the equivalence class of a unit triangle e as $C(e)$.
 7. We construct a set \mathcal{T}_n of n -iamonds that are fundamental domains for the given $\mathbf{p3}$ group by Procedure 1 in Section 2, with n chosen from the list in (6), using these definitions:
 - (a) T is a set of unit triangles; $B(T)$ is a set of unit triangles that are edge-adjacent to the triangles in T ; \mathcal{T}_n is a set of n -iamonds.
 - (b) When T is the empty set, we define $B(\emptyset)$ as the set of six triangles around the origin in Fig. 11(a).
 - (c) We define $E(T)$, the boolean function of T , which is true if $\#T = n$ and the white circle is on the boundary of T . Otherwise $E(T)$ is false.
 - (d) $B'(T) = \{e|e \in B(T), C(e) \neq C(f), \text{ for all } f \in T\}$. This is the set of all unit triangles that are edge-adjacent to those in T , but not equivalent to any unit triangles in T .
 8. Fig. 12 shows the set of inequivalent n -iamonds in \mathcal{T}_n for $n \leq 8$. From each of these n -iamonds we can obtain the associated $\mathbf{p3}$ tiling by using the black and white circles as 3-fold rotation centers. Fig. 13 shows the corresponding isohedral tilings produced by n -iamonds in Fig. 12.

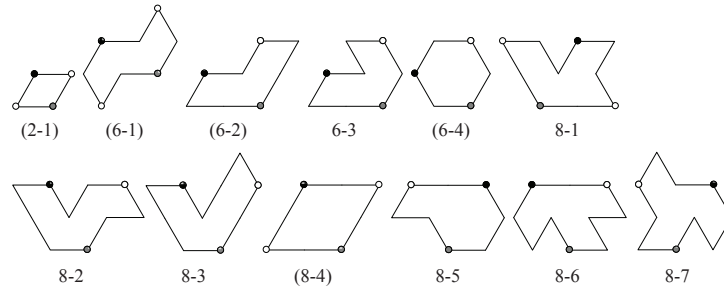


Fig. 12. List of n -iamonds produced by the procedure in section 5.1 for $n \leq 8$. The tiles are fundamental domains with respect to the $\mathbf{p3}$ group used to generate the isohedral tiling. The labels indicate n followed by the tile number for that n . Parentheses indicate that the tiles produce tilings having more symmetries than the $\mathbf{p3}$ group that generates the tilings.

5.2 Symmetries of tiles

As we discussed in Section 2.2, tilings by n -iamonds produced by our algorithm may have symmetries in addition to those in the $\mathbf{p3}$ group that generated them,

(This figure is dropped due to size limit)

Fig. 13. List of isohedral tilings by n -ominoes in Fig. 12, generated by a given $\mathbf{p3}$ group. Labels correspond to those in Fig. 12. The symmetry group of each tiling is the given $\mathbf{p3}$ group, except for tilings whose labels are in parentheses.

since groups of type $\mathbf{p3}$, $\mathbf{p3m1}$, $\mathbf{p31m}$, $\mathbf{p6}$, and $\mathbf{p6m}$ all have $\mathbf{p3}$ as a subgroup. The tilings in Fig. 13 that have additional symmetries, and the n -iamonds in Fig. 12 that generate them, are indicated by parentheses in their labels. We can identify these polyiamonds as follows.

1. Look at all vertices and centers of unit triangles in a polyiamond in the tiling except for those centers in the $\mathbf{p3}$ group we have generated (black, white and gray centers), and investigate whether or not they can be new 3-fold centers of the tiling. If any new 3-fold center is a 6-fold center, then the symmetry group is $\mathbf{p6m}$ if there is a reflection axis joining it to any nearest 3-fold center, otherwise, the symmetry group is type $\mathbf{p6}$. Tiling (6-4) in Fig. 13 is type $\mathbf{p6m}$, and has a 6-fold center at the center of the 6-iamond. If there are new 3-fold centers but none are 6-fold centers, then the symmetry group of the tiling is $\mathbf{p3}$, $\mathbf{p31m}$, or $\mathbf{p3m1}$, and the tiling has a smaller fundamental domain than the polyiamond that generated it.
2. Otherwise, we are sure that the tiling contains no 3-fold centers other than black, white and gray circles. Thus we can seek new symmetry elements by using chart 2 in reference (Schattschneider 1978).
 - (a) If some 3-fold center (black, white, or gray) is a 6-fold center the tiling will have $\mathbf{p6}$ or $\mathbf{p6m}$ symmetry. It will have $\mathbf{p6m}$ symmetry if the line joining a 6-fold center to a nearest 3-fold center is a reflection axis for the tiling, otherwise it will have $\mathbf{p6}$ symmetry. In Fig. 13, tilings (2-1) and (8-4) have $\mathbf{p6m}$ symmetry, and tiling (6-1) has $\mathbf{p6}$ symmetry.
 - (b) Otherwise, if the line connecting two adjacent different 3-fold centers (say, black to white) is an axis of reflection, the tiling has $\mathbf{p3m1}$ symmetry.
 - (c) Otherwise, if a line connecting adjacent 3-fold centers of the same kind (black-black, white-white, or gray-gray) is an axis of reflection, the tiling has $\mathbf{p31m}$ symmetry. In Fig. 13, tiling (6-2) has $\mathbf{p31m}$ symmetry.

6 p31m

6.1 Creating polyiamonds as fundamental domains of p31m isohedral tilings

A **p31m** symmetry group contains 3-fold rotations, reflections, and glide-reflections; the subgroup generated by its 3-fold rotations is type **p3**. Thus we begin as in Section 5.

1. We begin with a lattice of unit equilateral triangles as shown in Fig. 14. Our n -iamond tiles that generate a **p31m** isohedral tiling will be built from these unit triangles.

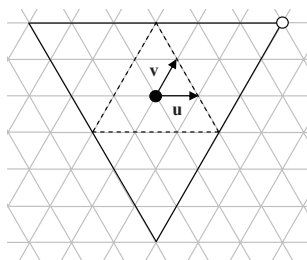


Fig. 14. A lattice of unit triangles with a 3-fold rotation center (black circle), reflection axes (solid lines) and glide-reflection axes (dashed lines) that are symmetries in a **p31m** group. The 3-fold rotation about the black circle and reflections about one axis generate the **p31m** group, which also has 3-fold centers where reflection axes intersect (one of these is shown as a white circle). Here $x = 2$; the area of a fundamental domain for the **p31m** tiling is 12 (one-third of the area enclosed by the reflection axes).

2. By observation 3 in Section 1, the 3-fold rotation centers for a **p31m** symmetry group are located at the lattice points.
3. First we place a 3-fold rotation center, a black circle, and call this the origin. Vectors \mathbf{u} and \mathbf{v} are placed at the origin, along edges of a unit triangle. See Fig. 14.
4. Next, we place the reflection axes that are nearest to the origin; these must lie along the edges of unit triangles according to observation 1 in Section 1. These three axes intersect at the points $x(\mathbf{u} + \mathbf{v})$, $x(-2\mathbf{u} + \mathbf{v})$, and $x(\mathbf{u} - 2\mathbf{v})$, where x is a non-negative integer. The choices of the origin and x , which determines the placement of the reflection axes, determine the whole **p31m** lattice of rotation centers, reflection axes and glide-reflection axes (see Fig. 14). The **p31m** group is generated by 3-fold rotations about the origin and reflections in one of the three reflection axes.

5. The area S of a fundamental domain for the tiling is one-third the area enclosed by the three reflection axes closest to the origin, which is

$$S = 3x^2 \quad (7)$$

where the area of a unit triangle is 1. Since we want our n -iamond to be a fundamental domain, $n = S$ and S must be an integer. Therefore,

$$n = 3, 12, 27, 48, 75, 108, 147, 192, 243, \dots \quad (8)$$

6. All unit triangles are classified into n equivalence classes by the action of the chosen **p31m** group. We denote the equivalence class of a unit triangle e as $C(e)$.
7. We construct a set \mathcal{T}_n of n -iamonds that are fundamental domains for the given **p31m** group by Procedure 1 in Section 2, with n chosen from the list in (8), the definitions in part 7, section 5.1 and the additional constraint that the unit triangles in the set T must be in the region bounded by the mirror reflection axes in Fig. 14.
8. Fig. 15 shows the set of inequivalent tiles in \mathcal{T}_n for $n \leq 12$. We can obtain the associated **p31m** tilings by using the black circle as a 3-fold rotation center to fill out the triangle bounded by the reflection axes, then reflecting this triangle in its edges. Fig. 16 shows the corresponding isohedral tilings produced by polyiamonds in Fig. 15.

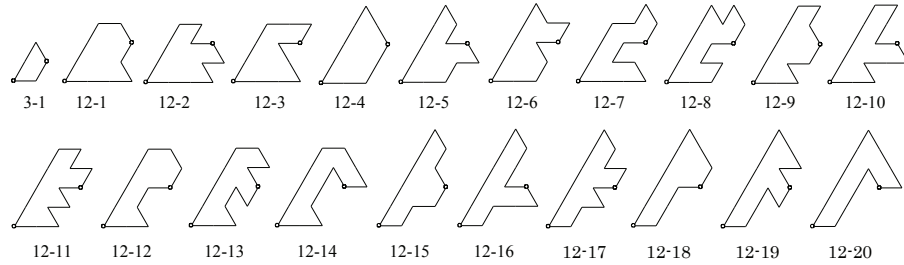


Fig. 15. List of n -iamonds produced by the procedure in section 6.1 for $n \leq 12$. The tiles are fundamental domains with respect to the **p31m** group used to generate the isohedral tiling. The labels indicate n followed by the tile number for that n .

6.2 Symmetries of tiles

It might be possible that tilings by n -iamonds produced by our algorithm have symmetries in addition to those in the **p31m** group that generated them, since groups of type **p31m**, **p3m1**, and **p6m** all have **p31m** as a subgroup.

(This figure is dropped due to size limit)

Fig. 16. List of **p31m** isohedral tilings by n -iamonds in Fig. 15. The labels correspond to those in Fig. 15. Every one of the n -iamonds in Fig. 15 is a fundamental domain for its tiling in Fig. 16.

Theorem 3. *Every tiling by an n -iamond T produced by our algorithm in section 6.1 has as its symmetry group the **p31m** group that generated it and T is a fundamental domain for the tiling.*

Proof. Our proof is similar to that for Theorem 1. In this case, we need to show that the tiling produced by our algorithm in section 6.1 has only the symmetries of the **p31m** group that generated it. Denote by A the triangle containing the origin and bounded by the reflection axes closest to the origin, as in Fig. 14. Each n -iamond T produced by our Procedure for a given **p31m** group can also be determined by a process that begins with an n -iamond T shaped like an isosceles trapezoid with one 120° corner at the origin (black circle) and the other at a white circle, as in Fig. 17(a). Each time an element in A outside this trapezoid is added to an adjacent shaded element, an equivalent element is deleted from the trapezoid. A few steps in the process for a 12-iamond T are shown in Fig. 17: At every step, this process produces an n -iamond T that

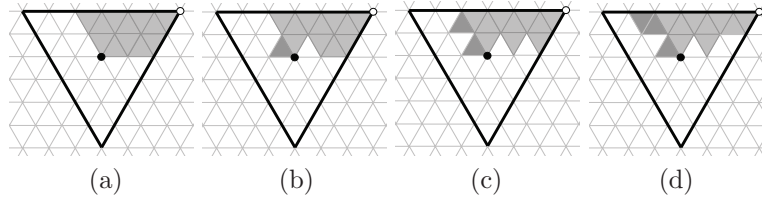


Fig. 17. The derivation of an n -iamond for a **p31m** group by adding elements to and subtracting elements from an isosceles trapezoid n -iamond. Here $x = 2$, $n = 12$.

can serve as a fundamental domain for the tiling generated by the **p31m** group generated by 3-fold rotations about the origin and reflections in one of the axes that bounds A . To show that the tiling does not have a larger symmetry group, we must show that A cannot contain any additional 3-fold or 6-fold centers and cannot have any additional reflection axes. We note that each tile T must have a 120° interior angle at the origin, and a 60° angle where it meets a white circle. The position of these two angles in T (see Fig. 17) implies that T cannot be mirror-symmetric about a line L that joins the black circle to a white circle. The 3-fold center at the origin cannot be a 6-fold center because a rotation of 60° would overlap T with itself. The 3-fold centers that are white circles cannot be

6-fold centers because a reflection about an axis through one of these centers maps T to an adjacent tile and a 60° rotation about that same center would have to map T to the same tile. The two tiles can coincide only if T has mirror symmetry with respect to L , which is not possible (see Fig. 18(a), (b)).

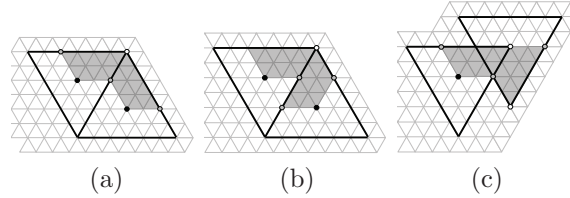


Fig. 18. (a) T reflects into an adjacent tile. (b) T rotates by 60° into an adjacent tile. (c) T rotates 120° about xu onto an adjacent tile.

Suppose that a tiling by an n -iamond T produced by this process has a 3-fold center of rotation in A , other than at the origin or at the white circles. Then a rotation about this new center is either (i) in the interior of T and leaves T invariant or (ii) on the boundary of T and maps T onto an adjacent tile.

(i) If T has 3-fold symmetry, then its boundary consists of three consecutive congruent edges. From the derivation in Fig. 17, it is easily seen that no such T is possible. So no new 3-fold, and hence no 6-fold, centers are in the interior of A .

(ii) It is not possible for T to have any new 3-fold (or 6-fold) rotation centers on one of the reflection axes that bound it since T must both reflect and rotate about such a center into an adjacent tile. In addition, a rotation of 120° maps that reflection axis to a new reflection axis for the tiling that cuts through T or one of its copies in A and it is impossible for T to be symmetric with respect to that new axis. (see Fig. 18(c) as an example).

Finally, if there are additional reflection axes for the tiling, then either (iii) a new reflection axis in A does not contain the origin (iv) a reflection axis contains the origin.

(iii) A reflection in an axis that does not contain the origin (possibly together with a rotation about the origin) will map the origin to a new 3-fold center in A , which we have shown does not exist.

(iv) A reflection axis through the origin would imply that every 3-fold center lies on a reflection axis, and so the symmetry group is **p3m1**. But then L is a reflection axis for the tiling, which is impossible since T is not mirror-symmetric with respect to L .

7 $p3m1$

A $p3m1$ symmetry group contains 3-fold rotations, reflections, and glide-reflections. Fig. 19 shows the lattice of reflections and 3-fold rotation centers of $p3m1$; black, white, and gray circles denote three inequivalent 3-fold rotation centers. Note that (unlike the $p31m$ case) all 3-fold centers lie on reflection axes. The shaded region, an equilateral triangle, is a fundamental domain for the $p3m1$ group that generates the tiling by reflections in the triangle's edges. Since this region is surrounded by reflection axes, this is the only polyiamond tile having the area of a fundamental domain, by observation 1 in Section 1. However, the full symmetry group of this tiling is type $p6m$, which has a fundamental domain with area $1/6$ that of the shaded tile. Thus,

Theorem 4. *There are no $p3m1$ isohedral tilings having polyiamonds as fundamental domains.*

We note that if the shaded region in Fig. 19 is decorated with an asymmetric motif (as done for square polyominoes in section 2.2), then there are k^2 -iamonds (k a positive integer) having the shape of an equilateral triangle, for which the decorated triangle is a fundamental domain for a $p3m1$ isohedral tiling.

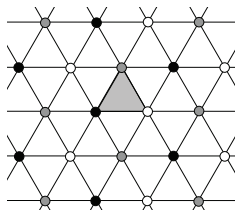


Fig. 19. The lattice of reflection axes and 3-fold rotation centers of a $p3m1$ group (glide-reflection axes are not shown). Three inequivalent 3-fold centers are shown in black, gray, and white. Lines are reflection axes. The shaded region is a fundamental domain for the $p3m1$ group generated by reflections in the axes surrounding the region.

8 p6

8.1 Creating polyiamonds as fundamental domains of p6 isohedral tilings

A **p6** symmetry group contains 6-fold, 3-fold, and 2-fold rotations; the subgroup generated by its 3-fold rotations is type **p3**. Thus we begin as in Section 5.

1. We begin with a lattice of unit equilateral triangles as shown in Fig. 20. Our n -iamond tiles that generate a **p6** isohedral tiling will be built from these unit triangles.

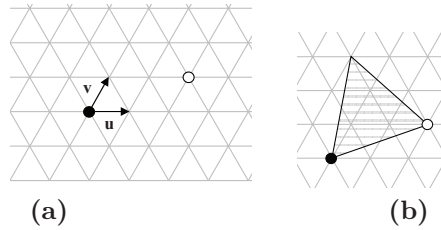


Fig. 20. (a) A lattice of unit triangles with a black 6-fold rotation center and white 3-fold rotation center that generate a **p6** group. Here $x = 2$, $y = 1$. (b). The shaded region is a standard fundamental domain for the **p6** group generated by the black and white rotation centers; in this example, the area of a fundamental domain for the **p6** tiling is 7 triangular units.

2. By observation 3 in Section 1, the 6-fold and 3-fold rotation centers for a **p6** symmetry group are located at the lattice points.
3. First we place a 6-fold rotation center, a black circle, and call this the origin. Vectors u and v are placed at the origin, along edges of a unit triangle. See Fig. 20.
4. Next we place a 3-fold rotation center, the white circle in Fig. 20 at $xu + yv$, where x and y are nonnegative integers, not both 0. These choices of 6-fold and 3-fold rotation centers determine the whole **p6** lattice of rotation centers; rotations about the two chosen black and white centers generate the whole **p6** group.
5. The shaded triangular region shown in Fig. 20(b) is a standard fundamental domain for the **p6** group generated by 6-fold rotations about the black circle and 3-fold rotations about the white circle. Hence the area of a fundamental domain for this **p6** group is given by

$$S = x^2 + y^2 + xy \quad (9)$$

taking the area of a unit triangle as 1. Since we want our n -iamond to be a fundamental domain, $n = S$ and S must be an integer. Therefore,

$$n = 1, 3, 4, 7, 9, 12, 13, 16, 19, 21, 25, 27, 28, 31, 36, 37, 39, 43, 48, 49, 49, \dots, \quad (10)$$

- where two pairs of (x, y) , namely, $(5, 3)$ and $(7, 0)$ correspond to $n = 49$.
6. All unit triangles are classified into n equivalence classes by the action of the chosen $\mathbf{p6}$ group. We denote the equivalence class of a unit triangle e as $C(e)$.
 7. We construct a set \mathcal{T}_n of n -iamonds that are fundamental domains for the given $\mathbf{p6}$ group by Procedure 1 in Section 2, with n chosen from the list in (10), using the definitions in 7, Section 5.1.
 8. Fig. 21 shows the set of inequivalent n -iamonds in \mathcal{T}_n for $n \leq 9$. From each of these n -iamonds we can obtain the associated $\mathbf{p6}$ tiling by using the black circles as 6-fold rotation centers and white circles as 3-fold rotation centers. Fig. 22 shows the corresponding isohedral tilings produced by n -iamonds in Fig. 21 for $n \leq 7$.

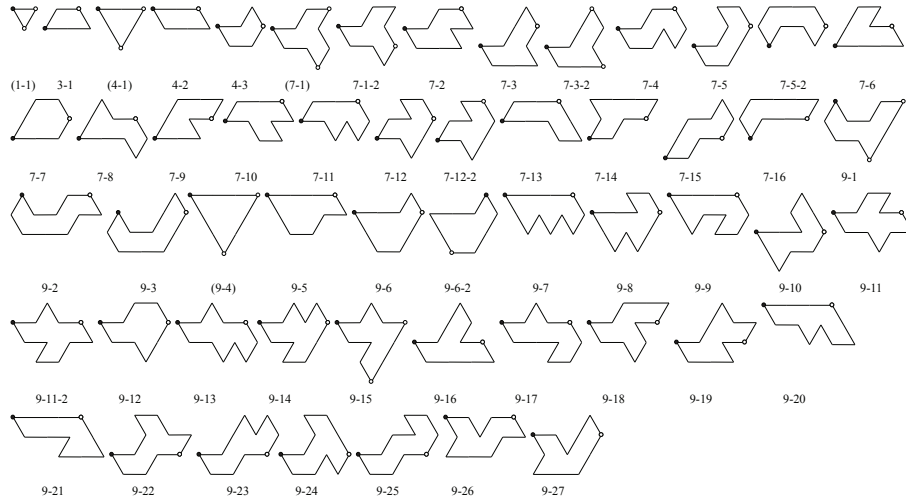


Fig. 21. List of n -iamonds produced by the procedure in section 8.1 for $n \leq 9$. The tiles are fundamental domains with respect to the $\mathbf{p6}$ group used to generate the isohedral tiling. The labels indicate n followed by the tile number for that n . Parentheses indicate that the tiles produce tilings having more symmetries than the $\mathbf{p6}$ group that generates the tilings.

8.2 Symmetries of tiles

As we discussed in section 5.2, tilings by n -iamonds produced by our algorithm may have symmetries in addition to those in the $\mathbf{p6}$ group that generated them, since groups of type $\mathbf{p6}$ and $\mathbf{p6m}$ have $\mathbf{p6}$ as a subgroup. The tilings in Fig. 22

(This figure is dropped due to size limit)

Fig. 22. List of isohedral tilings by n -ominoes in Fig. 21, $n \leq 7$, generated by a given **p6** group. Labels correspond to those in Fig. 21. The symmetry group of each tiling is the given **p6** group, except for tilings whose labels are in parentheses.

(This figure is dropped due to size limit)

Fig. 22. (Continued)

that have additional symmetries, and the n -iamonds in Fig. 21 that generate them are indicated by parentheses in their labels. We can identify these polyiamonds as follows.

1. If the line connecting adjacent 6-fold and 3-fold centers (black to white) is an axis of reflection, the tiling has **p6m** symmetry. Tilings (1-1) and (4-1) in Fig. 22 have **p6m** symmetry group. Note these tilings also have 3-fold centers for the tiling at the centers of the polyiamond tiles.
2. Otherwise, look at all vertices and centers of unit triangles in a polyiamond in the tiling except for those rotation centers in the **p6** group we have generated (black and white centers), and investigate whether they can be new 3-fold centers of the tiling or not. If new 3-fold centers are found we indicate that this tiling has more rotation symmetries and a smaller fundamental domain than we intended. Tiling (7-1) in Fig. 22 has a larger **p6** symmetry group than the group that generated the tiling since there are 3-fold rotation centers for the tiling at the centers of the polyiamond tiles (the rotor-like tiles have 3-fold rotation symmetry). One third of tile (7-1) is a fundamental domain for the tiling, and is not a polyiamond. Note that the tiles in tiling 7-1-2 are congruent to those in tiling (7-1), but in tiling 7-1-2, the centers of the tiles are not 3-fold centers of rotation for the tiling.

9 p6m

Fig. 23 shows the symmetry elements of a **p6m** group. Black circles are 6-fold centers, white circles are 3-fold centers, and small grey circles are 2-fold centers. Solid lines are reflection axes and dashed lines are glide-reflection axes. The shaded area, a 30-60-90 right triangle, is a fundamental domain. A polyiamond that is a fundamental domain for the tiling must have its edges on the reflection axes, by observation 1 in Section 1. But this is clearly impossible. Thus,

Theorem 5. *There are no **p6m** isohedral tilings having polyiamonds as fundamental domains.*




Fig. 23. The lattice of symmetry elements for **p6m**. Solid lines are reflection axes and dashed lines are glide reflections axes. Black and white circles are 6-fold and 3-fold centers, respectively, and smaller grey circles where two reflection axes intersect, are 2-fold centers. The shaded region is a fundamental domain.

10 Enumeration Tables

Table 1 gives the number of isohedral tilings of types **p3**, **p31m**, **p3m1**, **p4**, **p4m**, **p4g**, **p6**, and **p6m** and having n -ominoes or n -iamonds as fundamental domains. N_n is the number of isohedral tilings generated by n -ominoes or n -iamonds produced by our algorithm, which is the same as the number of tiles in \mathcal{T}_n . S_n is the number of tilings generated by these tiles for which the n -omino or n -iamond is a fundamental domain for the full symmetry group of the tiling. N'_n is the number of tiles in the N_n tilings counted by neglecting rotation centers attached to tiles and by considering congruent tiles equivalent. S'_n is the corresponding number for S_n tilings.

Table 1.

p3 n -iamonds	p31m n -iamonds	p3m1 n -iamonds
n 2 6 8 14	n 3 12	n 1 4 9 ...
N_n 1 4 7 306	N_n 1 20	N_n 1 1 1 ...
S_n 0 1 6 294	S_n 1 20	S_n 0 0 0 ...
N'_n 1 4 7 288	N'_n 1 20	N'_n 1 1 1 ...
S'_n 0 1 6 277	S'_n 1 20	S'_n 0 0 0 ...
p4 n -ominoes	p4g n -ominoes	p4m n -ominoes
n 1 2 4 5 8 9 10	n 1 4 9 16	n 1 2 3 ...
N_n 1 1 3 12 45 82 300	N_n 1 3 26 596	N_n 0 0 0 ...
S_n 0 0 2 9 38 77 296	S_n 0 2 25 595	S_n 0 0 0 ...
N'_n 1 1 3 8 45 80 277	N'_n 1 3 26 596	N'_n 0 0 0 ...
S'_n 0 0 2 7 38 76 275	S'_n 0 2 25 595	S'_n 0 0 0 ...
p6 n -iamonds	p6m n -iamonds	
n 1 3 4 7 9 12	n 1 2 3 ...	
N_n 1 1 3 20 29 195	N_n 0 0 0 ...	
S_n 0 1 2 19 28 194	S_n 0 0 0 ...	
N'_n 1 1 3 16 27 191	N'_n 0 0 0 ...	
S'_n 0 1 2 16 26 190	S'_n 0 0 0 ...	

11 Summary

We have described computer algorithms that can enumerate and display isohedral tilings by n -omino or n -iamond tiles for given n in which the tiles are fundamental domains and the tilings have 3-, 4-, or 6-fold rotational symmetry. Their symmetry groups are of types **p3**, **p31m**, **p4**, **p4g**, and **p6**. We have shown that there are no isohedral tilings with symmetry groups **p3m1**, **p4m**, or **p6m** that have polyominoes or polyiamonds as fundamental domains.

For symmetry groups of types **p3**, **p31m**, **p4**, **p4g**, and **p6** we used the backtracking Procedure 1 in Section 2.1 to obtain the set \mathcal{T}_n of n -omino or n -iamond tiles where each tile produced one isohedral tiling, generated by a given symmetry group of one of these five types. If we let s denote the symmetry group we can denote $\mathcal{T}_n(s)$ as the set \mathcal{T}_n for that symmetry group, and $\mathcal{T}_n^*(s)$ the corresponding set of isohedral tilings.

We investigated the symmetries of tilings in the set $\mathcal{T}_n^*(s)$ and noted those tilings that satisfy the following two conditions: (1) The full symmetry group of the tiling is s . (2) The tiles are fundamental domains for s . We denote this subset of $\mathcal{T}_n^*(s)$ as $\mathcal{S}_n^*(s)$ and the corresponding set of tiles as $\mathcal{S}_n(s)$. (For small values of n , these tiles and their tilings were displayed with labels without parentheses.) We emphasize that the set $\mathcal{S}_n^*(s)$ is the complete set of all isohedral tilings by n -omino or n -iamond tiles having s as symmetry group and the tiles are fundamental domains for the tiling. The enumeration of $\mathcal{S}_n^*(s)$ is main result of this article.

We have noted that although n -omino or n -iamond tiles cannot be fundamental domains for isohedral tilings with symmetry group **p3m1**, **p4m**, or **p6m**, if we ignore symmetry of tiles (or mark them with an asymmetric motif as in Section 2.2), then the set $\mathcal{T}_n^*(s)$ is the set of all isohedral tilings with symmetry group s in which the corresponding tiles in $\mathcal{T}_n(s)$ are fundamental domains. In Section 10, Table 10, we used the notation $N_n = \#\mathcal{T}_n^*(s)$ and $S_n = \#\mathcal{S}_n^*(s)$.

In our next paper, we will continue these investigations for the symmetry groups **pmm**, **pmg**, **pgg**, and **cmm**, which are members of the crystal class D_2 among the 17 two-dimensional symmetry groups.

References

- H. S. M. Coxeter and W. O. J. Moser, *Generators and Relations for Discrete Groups*, Springer-Verlag, New York, (1965).
- H. Fukuda, N. Mutoh, G. Nakamura and D. Schattschneider, A Method to Generate Polyominoes and Polyiamonds for Tilings with Rotational Symmetry, *Graphs and Combinatorics*, **23** [Suppl] (2007), 259–267.
- H. Fukuda, N. Mutoh, G. Nakamura and D. Schattschneider, Enumeration of Polyominoes, Polyiamonds and Polyhexes for Isohedral Tilings with Rotational Symmetry, *Lecture Notes in Computer Science* **4535** (Springer, 2008), 68–78.
- D. Schattschneider, The plane symmetry groups: their recognition and notation, *American Mathematical Monthly*, **85** (1978), 439–450.