

Robust half-metallic ferromagnet of cubic VGe_3Si_4

San-Dong Guo and Bang-Gui Liu

*Institute of Physics, Chinese Academy of Sciences, Beijing 100190, China and
Beijing National Laboratory for Condensed Matter Physics, Beijing 100190, China*

To seek half-metallic ferromagnets compatible with the GeSi semiconductor, we use state-of-the-art density-functional-theory methods to study cubic VGe_3Si_4 . After optimizing its crystal structure with various magnetic orders considered, we find the ferromagnetic structure is the ground state phase and investigate its stability, and then study its spin-resolved electronic structure with an improved method. Our calculated results show that the cubic VGe_3Si_4 is a half-metallic ferromagnet with half-metallic gap 350 meV, and it is structurally stable against deformations and magnetically robust against antiferromagnetic fluctuations. These results make us believe that the cubic VGe_3Si_4 could be synthesized as good thin films soon and used in practical spintronic devices.

PACS numbers: 75.30.-m, 71.20.-b, 75.50.-y, 75.90.+w

Half-metallic ferromagnetic materials can play important roles in high-performance spintronic applications because their special electronic structures can supply high spin-polarization at high temperatures [1, 2]. This kind of materials are special in the sense that one of their two spin channels is metallic and the other nonmetallic, which causes a spin-polarization of nearly 100% (there is a tiny, or small, modification due to the spin-orbit coupling effect) at the Fermi energy [3]. NiMnSb, CrO₂, Fe₃O₄, and Co₂MnSi are typical examples for such materials [3–7]. Because of the central roles of semiconductor technology in modern electronic devices, it has been important to seek high-performance half-metallic ferromagnetic materials compatible with important semiconductors [8–21]. Great advance has been achieved in transition-metal substituted III-V and II-VI semiconductors, such as CrAs, CrSb, MnSb, and CrTe [11–20]. For semiconductor spintronic applications, it is of much interest to explore half-metallic ferromagnets based on the important group-IV semiconductors such as Si, Ge, and GeSi.

In this Letter we use state-of-the-art full-potential density-functional-theory methods to study structural, electronic, and magnetic properties of cubic VGe_3Si_4 based on the GeSi semiconductor. We optimize its crystal structure with various magnetic orders considered, and then investigate the structural and magnetic stability of the ferromagnetic structure as the ground state phase and study its spin-resolved electronic structure with an improved method. Our calculated results show that the cubic VGe_3Si_4 is a half-metallic ferromagnet with half-metallic gap 0.35 eV, and it is structurally stable against deformations and magnetically robust against antiferromagnetic fluctuations. More detailed results will be presented in the following.

We use a full-potential linearized augmented-plane-waves method within the density functional theory [22], as implemented in package WIEN2k [23]. We use the generalized gradient approximation [24] to optimize the structures and calculate all the total energies, but we use a modified Becke-Johnson exchange potential [25] to cal-

culate the final density of states and energy bands to be presented because this method has been proved to give much better semiconductor gaps for various semiconductors and insulators. Full relativistic effects are calculated with the Dirac equations for core states, and the scalar relativistic approximation is used for valence states [26–28]. The spin-orbit coupling is neglected because it has little effect on our results. We use 2000 k points in the first Brillouin zone, make harmonic expansion up to $l_{\max} = 10$ in the atomic spheres, and set $R_{mt} * k_{\max} = 7$. The radii of the atomic spheres of V, Ge, and Si are set to 2.27, 2.16, and 2.01 atomic unit, respectively. The volumes are optimized in terms of total energy method, and the internal atomic position parameters with a force standard of 3 mRy/a.u. The self-consistent calculations are considered to be converged when the integration of the absolute charge-density difference between the input and out density is less than $0.0001|e|$ per formula unit, where e is the electron charge.

We construct the cubic VGe_3Si_4 by substituting V for the corner Ge atom in the unit cell of the crystalline GeSi with zincblende structure, as is shown in Fig. 1. The resultant structure has space group No. 215. We optimize its lattice constant and internal atomic position parameters. The optimized lattice constant equals 5.632Å and the internal Si position parameter is 0.2509. Its total magnetic moment is $1.000\mu_B$ per formula unit, can be attributed to the $3d$ electron of the V^{4+} ion. The VGe_3Si_4 is a half-metallic ferromagnet, but its minority-spin conduction band bottom almost touches the Fermi level. In order to improve the results, we re-do the self-consistent calculation, with all the structural parameters, using an improved exchange-correlation method including the modified Becke-Johnson potential because this new method improves semiconductor gaps and d -state positions for various materials [25]. We present the density of states between -5 eV and 3 eV in Fig. 2. It is clear that the majority-spin channel is metallic and the minority-spin channel has an energy of 0.93 eV across the Fermi level, and therefore the cubic VGe_3Si_4 is a

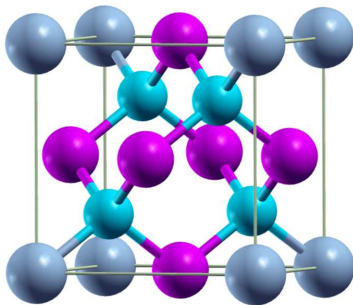


FIG. 1: (color online) The crystalline unit cell of the cubic VGe_3Si_4 with space group No. 215. The largest balls (corner) represents V atoms, the medium (face-center) Ge, and the smallest (in the cube) Si.

half-metallic ferromagnet with half-metallic gap 350 meV [29]. The spin-resolved bands between -8 eV and 4 eV are presented in Fig. 3. The two majority-spin bands across the Fermi level are from V $3d-e_g$ doublet, and the lower bands in the energy window can be attributed to the p and s states from Ge and Si. The spin exchange splitting should be driven by the V d electrons. The minority-spin gap of 0.93 eV across the Fermi level, and hence the half-metallicity, is due to both the spin exchange splitting and the right position of V d states in the GeSi gap.

To investigate the robustness of the ferromagnetic order against possible antiferromagnetic fluctuations, we calculate the total energies for nonmagnetic structure and three kinds of antiferromagnetic configurations, namely AFG $(0.5, 0.5, 0.5)\frac{2\pi}{a}$, AFA $(0, 0, 0.5)\frac{2\pi}{a}$, AFC $(0.5, 0.5, 0)\frac{2\pi}{a}$. They are constructed by doubling the unit cell along the [111], [110], and [001] directions, respectively. Our results show that the nonmagnetic structure is 155 meV higher in total energy per formula unit than the ferromagnetic structure, and the three antiferromagnetic structures are 49, 51, and 60 meV higher in total energy per formula unit, respectively. Therefore, the ferromagnetic order of the cubic VGe_3Si_4 is indeed stable against antiferromagnetic fluctuations, and these energy differences indicate that a room-temperature should be reached for the Curie temperature. Since the half-metallic ferromagnets from II-VI and III-V semiconductors have small values for the elastic modulus C' , usually smaller than 10 GPa, it is important to calculate the elastic moduli, B , C' , and C_{44} , for the cubic VGe_3Si_4 . All these calculated results are summarized in Table I. It is impressive that the C' value, the smallest among the three moduli, equals 23.3 GPa, substantially larger than those of the half-metallic ferromagnets based on II-VI and III-V semiconductors. This means that much better thin-film quality can be achieved and therefore there will be a much better potential for high-performance device applications.

TABLE I: The lattice constant (a), the Si position parameter (z_x), the total moment (M_{tot}), the half-metallic gap (G_{HM}), the elastic constants (B , C' , C_{44}) of the stable ferromagnetic structure, and the total energies of the three antiferromagnetic (AFG, AFC, AFA) and the nonmagnetic (NF) structures with respect to the ferromagnetic structure (FM).

a	z_x	M_{tot}	G_{HM}		
5.632 Å	0.2509	1.000 μ_B	0.35 eV		
B	C'	C_{44}			
70.9 GPa	23.3 GPa	65.8 GPa			
FM	AFG	AFC	AFA	NF	
0	49. meV	51. meV	60. meV	155. meV	

In summary, we find that the cubic VGe_3Si_4 is a half-metallic ferromagnet with a half-metallic gap 350 meV. We have optimized its crystal structure and investigated its crystal structure against deformations and the robustness of its ferromagnetic order against antiferromagnetic fluctuations. Our results show that its ferromagnetic order is stable, maybe enough to keep a Curie temperature at room temperature, and C' , the smallest among the three elastic moduli, reaches 23.3 GPa, substantially larger than those of the half-metallic ferromagnetic materials based the II-VI and III-V semiconductors. These results make us believe that the cubic VGe_3Si_4 could be synthesized as thin films of enough thickness soon in the near future and used in spintronic applications.

This work is supported by Nature Science Foundation of China (Grant Nos. 10874232 and 10774180), by the Chinese Academy of Sciences (Grant No. KJJCX2.YW.W09-5), and by Chinese Department of Science and Technology (Grant No. 2005CB623602).

-
- [1] S. A. Wolf, D. D. Awschalom, R. A. Buhrman, J. M. Daughton, S. von Molnar, M. L. Roukes, A. Y. Chtchelkanova, and D. M. Treger, *Science* **294**, 1488 (2001).
 - [2] W. E. Pickett and J. S. Moodera, *Phys. Today* **54**, No. 5, 39 (2001).
 - [3] R. A. de Groot, F. M. Mueller, P. G. van Engen, and K. H. J. Buschow, *Phys. Rev. Lett.* **50**, 2024 (1983).
 - [4] S. M. Watts, S. Wirth, S. von Molnar, A. Barry, and J. M. D. Coey, *Phys. Rev. B* **61**, 9621 (2000).
 - [5] A. Yanase and H. Siarori, *J. Phys. Soc. Jpn.* **53**, 312 (1984); F. J. Jedema, A. T. Filip, and B. van Wees, *Nature* **410**, 345 (2001).
 - [6] P. J. Brown, K. U. Neumann, P. J. Webster, and K. R. A. Ziebeck, *J. Phys.: Condens. Matter* **12**, 1827 (2000); M. P. Raphael, B. Ravel, M. A. Willard, S. F. Cheng, B. N. Das, R. M. Stroud, K. M. Bussmann, J. H. Claassen, and V. G. Harris, *Appl. Phys. Lett.* **79**, 4396 (2001).
 - [7] G. M. Muller, J. Walowski, M. Djordjevic, G.-X. Miao, A. Gupta, A. V. Ramos, K. Gehrke, V. Moshnyaga, K. Samwer, J. Schmalhorst, A. Thomas, A. Hutten, G.

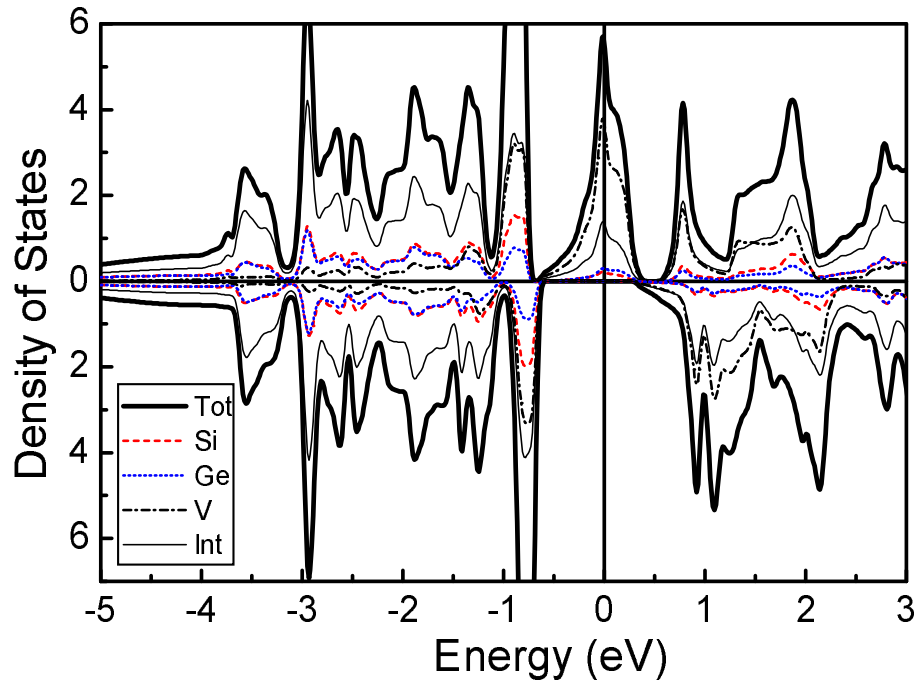


FIG. 2: (color online) Spin-dependent density of states (DOS, in state/eV per formula unit) of the ferromagnetic VGe_3Si_4 . The solid thick line represents the total DOS, and the dashed, dotted, dot-dashed, and thin solid lines describe the partial DOSs projected in the Si, Ge, and V atom spheres and the interstitial region, respectively.

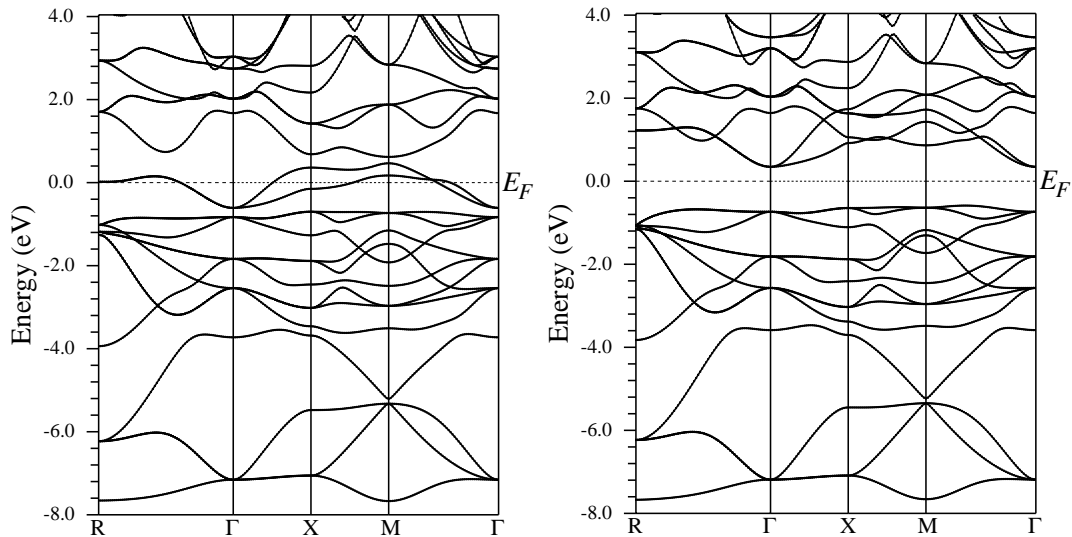


FIG. 3: Spin-dependent energy bands of the ferromagnetic VGe_3Si_4 . The left-side panel shows the majority-spin bands and the right-side one the minority-spin bands.

- Reiss, J. S. Moodera, and M. Munzenberg, *Nature Mater.* **8**, 56 (2009).
- [8] S. Sanvito and N. A. Hill, *Phys. Rev. B* **62**, 15553 (2000).
- [9] K. Onoa, J. Okabayashi, M. Mizuguchi, M. Oshima, A. Fujimori, and H. Akinaga, *J. Appl. Phys.* **91**, 8088 (2002).
- [10] H. C. Jeon, T. W. Kang, S. U. Yuldashev, T. W. Kim, and S. Jin, *Appl. Phys. Lett.* **89**, 112517 (2006).
- [11] H. Akinaga, T. Manago and M. Shirai, *Jpn. J. Appl. Phys.*, part 2, **39**, L1118 (2000).
- [12] J. H. Zhao, F. Matsukura, K. Takamura, E. Abe, D. Chiba, and H. Ohno, *Appl. Phys. Lett.* **79**, 2776 (2001).
- [13] I. Galanakis, *Phys. Rev. B* **66**, 012406 (2002).
- [14] B.-G. Liu, cond-mat/0206485; *Phys. Rev. B* **67**, 172411 (2003).
- [15] Y.-Q. Xu, B.-G. Liu, and D. G. Pettifor, *Phys. Rev. B* **66**, 184435 (2002).
- [16] I. Galanakis and P. Mavropoulos, *Phys. Rev. B* **67**, 104417 (2003).
- [17] J. E. Pask, L. H. Yang, C. Y. Fong, W. E. Pickett, and

- S. Dag, Phys. Rev. B **67**, 224420 (2003).
- [18] W.-H. Xie, Y.-Q. Xu, B.-G. Liu, D. G. Pettifor, Phys. Rev. Lett. **91**, 037204 (2003).
- [19] B. Sanyal, L. Bergqvist, and O. Eriksson, Phys. Rev. B **68**, 054417 (2003).
- [20] M. G. Sreenivasan, K. L. Teo, M. B. A. Jalil, T. Liew, T. C. Chong, and A. Y. Du, IEEE Trans. Mag. **42**, 2691 (2006); G. Sreenivasan, J. F. Bi, K. L. Teo, and T. Liew, J. Appl. Phys. **103**, 043908 (2008).
- [21] S.-D. Guo and B.-G. Liu, Europhys. Lett. **88**, 67007 (2009).
- [22] P. Hohenberg and W. Kohn, Phys. Rev. **136**, B864 (1964); W. Kohn and L. J. Sham, Phys. Rev. **140**, A1133 (1965).
- [23] P. Blaha, K. Schwarz, G. K. H. Madsen, D. Kvasnicka, and J. Luitz, WIEN2k, an augmented plane wave + local orbitals program for calculating crystal properties (Karl-
heinz Schwarz, Techn. Universitat Wien, Austria), 2001. ISBN 3-9501031-1-2.
- [24] J. P. Perdew, K. Burke, and M. Ernzerhof, Phys. Rev. Lett. **77**, 3865 (1996).
- [25] F. Tran and P. Blaha, Phys. Rev. Lett. **102**, 226401 (2009).
- [26] A. H. MacDonald, W. E. Pickett, and D. D. Koelling, J. Phys. C **13**, 2675 (1980).
- [27] D. Singh, Plane waves, pseudopotentials and the LAPW method, Kluwer Academic 1994.
- [28] J. Kunes, P. Novak, R. Schmid, P. Blaha, and K. Schwarz, Phys. Rev. B **64**, 153102 (2001).
- [29] B.-G. Liu, Lecture Notes in Physics Vol. **676** (Half-metallic Alloys - Fundamentals and Applications, edited by I. Galanakis and P. H. Dederichs, Springer Berlin 2005), pp. 267-291.