

Theory of Spectrum in Qubit-Oscillator Systems in the Ultrastrong Coupling Regime

Qing-Hu Chen^{1,2,*}, Lei Li³, Tao Liu³, and Ke-Lin Wang⁴

¹ *Center for Statistical and Theoretical Condensed Matter Physics,
Zhejiang Normal University, Jinhua 321004, P. R. China*

² *Department of Physics, Zhejiang University, Hangzhou 310027, P. R. China*

³ *Department of Physics, Southwest University of Science
and Technology, Mianyang 621010, P. R. China*

⁴ *Department of Modern Physics, University of Science
and Technology of China, Hefei 230026, P. R. China*

(Dated: June 1, 2019)

Abstract

Recent measurement on an LC resonator magnetically coupled to a superconducting qubit[arXiv:1005.1559] shows that the system operates in the ultra-strong coupling regime and crosses the limit of validity for the rotating-wave approximation of the Jaynes-Cummings model. By using extended bosonic coherent states, we solve the Jaynes-Cummings model exactly without the rotating-wave approximation. Our numerical exact results for the spectrum of the flux qubit coupled to the LC resonator are fully consistent with the experimental observations. Some new explanation to the experimental spectrum lines is proposed. The Bloch-Siegert shift in arbitrary level transitions is also predicted, which will be checked experimentally.

PACS numbers: 42.50.Pq, 03.65.Ge, 85.25.Cp, 42.50.-p

The Jaynes-Cummings (JC) model[1] describes the interaction of a two-level atom with a single bosonic mode, which is fundamental model in quantum optics. Recently, the JC model is also closely related to condensed matter physics. It can be realized in some solid-state systems, such as one Josephson charge qubit coupling to an electromagnetic resonator [2], the superconducting quantum interference device coupled with a nanomechanical resonator[3], and the most recently LC resonator magnetically coupled to a superconducting qubit[5]. In conventional quantum optics, the coupling between the two-level "natural" atom and the single bosonic mode is quite weak, the rotating-wave approximation (RWA) has been usually employed. With the progress of the fabrication, the artificial atoms may interact very strongly with on-chip resonant circuits[2–5], RWA can not describe well the strong coupling regime[6], so the solution to the JC model without RWA is highly called for.

However, it is more difficult to solve the JC model without RWA than with RWA. In the absence of RWA, due to the consideration of the counter-rotating terms, the photonic number is not conserved, so the photonic Fock space has infinite dimensions. The standard diagonalization procedure (see, for example, Ref. [5]) is the first candidate, which is to apply a truncation procedure considering only a truncated number of photons. Typically, the convergence is assumed to be achieved if the numerical results are determined within very small relative errors. Within this method, one has to diagonalize very large, sparse Hamiltonian in strong coupling regime. Furthermore, the calculation might become prohibitive for higher excited states where more photons should be involved.

Fortunately, several non-RWA approaches[6–10] has been recently proposed in a few contexts. Especially, by using extended bosonic coherent states, three of the present authors and a collaborator have solved the Dicke model without RWA exactly in the numerical sense[7]. The JC model is just special Dicke model with only one two-level atom. In this paper, based on the experimental measurement[5], we obtain a best fit of the parameters in experiments by the numerically exact technique to JC model without RWA. The experimental observations is completely reproduced. A new explanation for some spectrum lines is suggested. The Bloch-Siegert shift in arbitrary level transitions is also predicted.

The interaction between the qubit and the LC resonator in the experiment[5] is described by $H_{int} = g(a^\dagger + a)$, where a^\dagger , a are the photon creation and annihilation operators in the basis of Fock states of the LC resonator. In the basis of the two-level state of the qubit, the

Hamiltonian without RWA reads

$$H = \frac{\hbar\omega_q}{2}\sigma_z + \hbar\omega_r \left(a^\dagger a + \frac{1}{2} \right) + \hbar g (a^\dagger + a) [\cos(\theta)\sigma_z - \sin(\theta)\sigma_x] \quad (1)$$

In order to facilitate the calculation, we perform following unitary transformation and have (we set $\hbar = 1$)

$$V = \begin{pmatrix} \cos(\theta/2) & -\sin(\theta/2) \\ \sin(\theta/2) & \cos(\theta/2) \end{pmatrix} \quad (2)$$

$$H' = V H V^T = \frac{\omega_q}{2} [\cos(\theta)\sigma_z + \sin(\theta)\sigma_x] + \omega_r \left(a^\dagger a + \frac{1}{2} \right) + g (a^\dagger + a) \sigma_z \quad (3)$$

By the new operators

$$A = a + \alpha, B = \alpha - a, \alpha = g/\omega_r \quad (4)$$

H' becomes

$$H' = \begin{pmatrix} \omega_r (A^\dagger A - \alpha^2) + \epsilon_+ & \omega_q \sin(\theta)/2 \\ \omega_q \sin(\theta)/2 & \omega_r (B^\dagger B - \alpha^2) + \epsilon_- \end{pmatrix} \quad (5)$$

where $\epsilon_\pm = (\omega_r \pm \omega_q \cos \theta) / 2$

The wavefunction can be written as

$$|\rangle = \begin{pmatrix} |\varphi_1\rangle \\ |\varphi_2\rangle \end{pmatrix} = \begin{pmatrix} \sum_{n=0}^{N_{tr}} c_n |n\rangle_A \\ \sum_{n=0}^{N_{tr}} d_n |n\rangle_B \end{pmatrix} \quad (6)$$

E.g. for A operator, we have

$$|n\rangle_A = \frac{A^n}{\sqrt{n!}} |0\rangle_A = \frac{(a + \alpha)^n}{\sqrt{n!}} |0\rangle_A \quad (7)$$

$$|0\rangle_A = e^{-\frac{1}{2}\alpha^2 - \alpha a^\dagger} |0\rangle_a \quad (8)$$

Inserting into the Schrödinger equation, we have

$$[\epsilon_+ + \omega_r (m - \alpha^2)] c_m + \frac{\omega_q \sin(\theta)}{2} \sum_n D_{mn} d_n = E c_m \quad (9)$$

$$[\epsilon_- + \omega_r (m - \alpha^2)] d_m + \frac{\omega_q \sin(\theta)}{2} \sum_n D_{mn} c_n = E d_m \quad (10)$$

where

$$D_{mn} = \exp(-2\alpha^2) \sum_{k=0}^{\min[m,n]} (-1)^{-k} \frac{\sqrt{m!n!} (2\alpha)^{m+n-2k}}{(m-k)!(n-k)!k!}$$

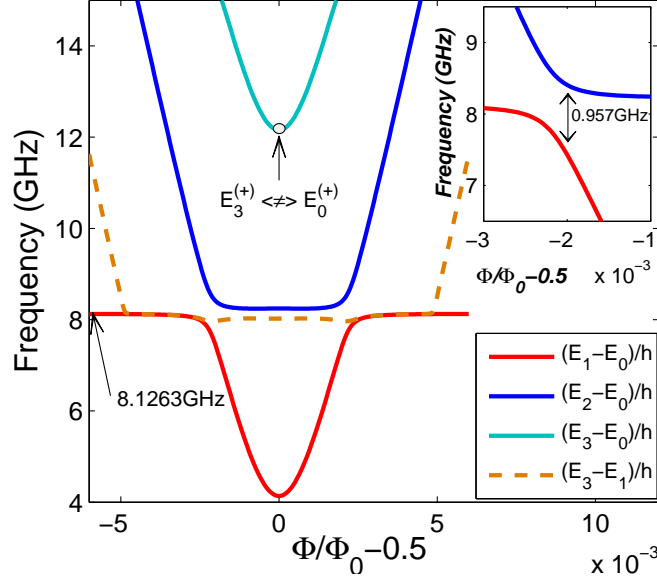


FIG. 1: (Color online) Theoretical spectrum of the flux qubit coupled to the LC resonator from numerical solution. The parameters are taken the fitted ones from Ref. [5].

In principle, all eigenenergies and eigenfunctions can be obtained.

The optimum fit of the experimental results Fig. 3 of Ref. [5] in the present theoretical scheme gives $I_p = 515 nA$, $g/2\pi = 0.82 GHz$, $\omega_r/2\pi = 8.13 GHz$, $\Delta/h = 4.25 GHz$. Note that $\omega_q = \sqrt{\Delta^2 + (2I_p\delta\Phi_x)^2}$, $\sin(\theta) = \Delta/\omega_q$

We plot the numerical results for the spectrum for $E_n \rightarrow E_0$ ($n = 1, 2$, and 3). of the flux qubit coupled to the LC resonator in Fig. 1 using our fitted parameters above. The theoretical results are in good agreement with the experimental observations in Fig. 3 of Ref. [5]. Díaz et al diagonalize a restricted Hilbert space to a certain number of photon states (in the Fock basis) and their fitted parameters are slightly different from ours. Using their fitted parameters, the energy splitting $(E_2 - E_1)/h$ obtained within the present extended coherent states approach is around $1.0412 GHz$. The present fitted parameter yields the energy splitting $0.957 GHz$, more close to the experimental value $0.9 GHz$.

Moreover, we can access the level transitions involving high excited states. In their Fig. 3, a weakly visible spectrum line just below the middle spectrum line was attributed to the thermally excited qubit. We calculate the spectrum line for the transitions $E_3 \rightarrow E_1$, as shown in Fig. 1. Interestingly, it is just in the location observed experimentally shown in their Fig. 3. So we believe this is a new spectrum line, perhaps not caused by the thermally

excited qubit as claimed in Ref. [5].

When $\delta\Phi_x = 0$ Eq. (1) becomes

$$H_0 = \frac{\Delta}{2}\sigma_z + \hbar\omega_r \left(a^\dagger a + \frac{1}{2} \right) - g (a^\dagger + a) \sigma_x \quad (11)$$

$$[H_0, \Pi] = 0, \Pi = e^{i\pi(a^\dagger a + \sigma_z/2 + 1/2)} \quad (12)$$

The system has even and odd parity. It is easily proven that the wavefunction (6) with even and odd parity is of the form

$$|\Psi_\pm\rangle = \begin{pmatrix} \sum_{n=0}^{N_{tr}} f_n |n\rangle_A \\ \mp \sum_{n=0}^{N_{tr}} f_n |n\rangle_B \end{pmatrix} \quad (13)$$

where Ψ_+ (Ψ_-) is corresponding to wavefunction with even(odd) parity. Inserting Eq. (13) into Eq. (3) gives

$$\left[\frac{\omega_r}{2} + \omega_r (m - \alpha^2) \right] f_m \mp \frac{\Delta}{2} \sum_n D_{mn} f_n = E f_m$$

The level transition is only allowed between the even and odd parity, i.e. $E_i^{(\pm)} \Leftrightarrow E_j^{(\mp)}$. The transition between the levels with the same parity is forbidden, $E_i^{(\pm)} \nleftrightarrow E_j^{(\pm)}$

Fig. 2 (a) presents the energy levels for $\delta\Phi_x = 0$. Fig. 3 of Ref. [5] gave spectrum of the flux qubit coupled to the LC resonator. The experimental three spectral lines are just corresponding to the transitions between a few low energy levels, such as $E_3^{(+)} \rightarrow E_0^{(+)}$ (upper), $E_2^{(-)} \rightarrow E_0^{(+)}$ (middle), $E_1^{(-)} \rightarrow E_0^{(+)}$ (down). It was claimed in Ref. [5] that in the blue sideband spectral line [4] the minimum vanishes since the qubit is in the symmetry point where it produces no net flux and the transition is forbidden. Here we give another explanation. In the symmetry point, $\delta\Phi_x = 0$, the transition from $E_3^{(+)} \rightarrow E_0^{(+)}$ is forbidden due to the same parity, as shown in Fig. 2. This is the reason that the upper spectrum line in the symmetry point of their Fig. 3 is almost invisible. As also indicated in Fig. 2, the other two transitions between levels with the different parity are allowed, so the intensities in the middle and down spectrum lines in the symmetry point are nearly the same as in the whole spectrum line. We believe that we have present a nature explanation of those spectrum lines observed in the symmetry point in experiments.

Fig. 2(b) shows the first 10 spectrums $E_n^{(-)} \rightarrow E_0^{(+)}$ theoretically. In the experimental accessible detection, one can check the existence of spectrums beyond the experimental observation in Ref. [5]

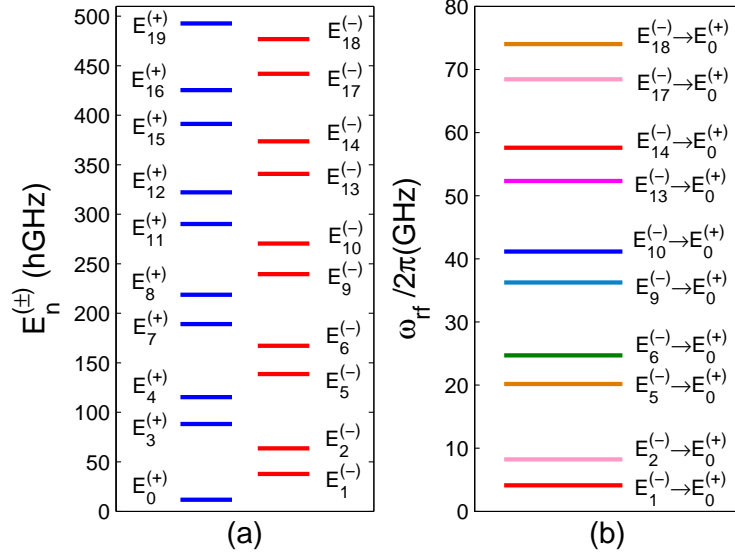


FIG. 2: (Color online) (a) The energy levels $E_i^{(\pm)}$ for $\delta\Phi_x = 0$, $+$ ($-$) is corresponding to those with even(odd) parity. (b) The first 10 spectrums $E_n^{(-)} \rightarrow E_0^{(+)}$ in the symmetry point.

Finally, we turn to the Bloch-Siegert shift, which is just energy shift of the level transition with the consideration of the counter-rotating terms in the ultrastrong coupling regimes. The Bloch-Siegert shift of the level transitions $E_i \rightarrow E_0$ in the symmetry point are exhibited in Fig. 3 by using the present fitted parameters. The smallest Bloch-Siegert shift is around $50MHz$. Note that some level transitions $E_i \rightarrow E_0$ are forbidden in the symmetry point due to the same parity, which are only presented here for the estimation of the magnitude of the Bloch-Siegert shift in the corresponding spectrum. For the main spectrum $E_i \rightarrow E_0$, the Bloch-Siegert shift becomes larger as i increases, and its sign changes either with i , as shown in Fig. 3(b).

In summary, by using extended bosonic coherent states, we solve the Jaynes-Cummings model without RWA exactly in the numerical sense. Within this technique, we can reproduce excellently the spectrum measured in a recent experiments on an LC resonator magnetically coupled to a superconducting qubit[5], which was demonstrated in the in the ultra-strong coupling regime. A new explanation to the spectrum is also proposed. The Bloch-Siegert shift $E_1 \rightarrow E_0$ in the symmetry point is estimate to be $50MHz$. For the transition between the higher excited state $i > 1$ and the ground-state, the magnitude of the Bloch-Siegert shift monotonously increases, but the sign changes as $(-1)^{(i+1)}$. The considerable Bloch-Siegert

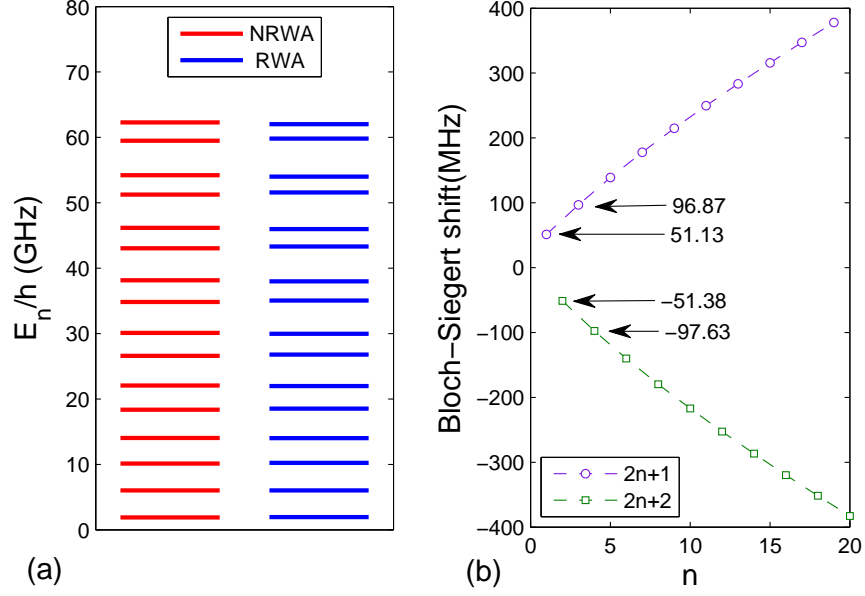


FIG. 3: (Color online) (a) The energy levels $E_i^{(\pm)}$ for $\delta\Phi_x = 0$ obtained within non-RWA (left panels) and RWA (right panels). (b) Bloch-Siegert shift for the different level transitions $E_i \rightarrow E_0$ in the symmetry point.

shift in turn demonstrate that the counter-rotating terms should be considered. The present technique are more suited for the stronger coupling regime and the level transition involving higher excited states.

This work was supported by National Natural Science Foundation of China and National Basic Research Program of China (Grant No. 2009CB929104).

-
- [1] Jaynes E. T. and Cummings F. W., Proc. IEEE, **51**, 89 (1963).
 - [2] A. Wallraff et al., Nature (London) **431**, 162 (2004); R. W. Simmonds et al., Phys. Rev. Lett. **93**, 077003(2005).
 - [3] Y. Yu et al., Science **296**, 889 (2002); I. Chiorescu et al., Science **299**, 1869 (2003).
 - [4] I. Chiorescu et al., Nature **431**, 159 (2004). J. Johansson et al., Phys. Rev. Lett. **96**, 127006 (2006).
 - [5] P. Forn-Díaz, J. Lisenfeld, D. Marcos, J. J. García-Ripoll, E. Solano, C. J. P. M. Harmans, and J. E. Mooij, arXiv:1005.1559.

- [6] T. Liu, K. L. Wang, and M. Feng, EPL **86**, 54003(2009).
- [7] Q. H. Chen, Y. Y. Zhang, T. Liu, and K. L. Wang, Phys. Rev. A **78**, 051801(R) (2008).
- [8] H. Zheng, S.Y. Zhu, and M. S. Zubairy, Phys. Rev. Lett. **101**, 200404 (2008)
- [9] T. Liu, Y. Y. Zhang, Q. H. Chen, and K. L. Wang, Phys. Rev. A **80**, 023810(2009).
- [10] Y. Y. Zhang, Q. H. Chen, and K. L. Wang, Phys. Rev. B **81**, 121105 (R)(2010)