

# Intrinsic Lorentz violation in Doppler effect from a moving point light source

Changbiao Wang ([changbiao\\_wang@yahoo.com](mailto:changbiao_wang@yahoo.com))

ShangGang Group, 70 Huntington Road, Apartment 11, New Haven, CT 06512, USA

PACS. 03.50.De – Classical electromagnetism

PACS. 42.25.-p – Wave optics

PACS. 03.30.+p – Special relativity

**Abstract.** — Einstein's Doppler formula is not applicable when a moving point light source is close enough to the observer; for example, it may break down or cannot specify a determinate value when the point source and the observer overlap. In this paper, Doppler effect for a moving point light source is analyzed, and it is found that the principle of relativity allows the existence of intrinsic Lorentz violation. A conceptual scheme to experimentally test the point-source Doppler effect is proposed, and such a test could lead to an unexpected result that the energy of a photon may change in propagation, which challenges the completeness of existing quantum theory of light.

## I. INTRODUCTION

Principle of relativity and constancy of the light speed in free space are the two basic postulates of the special theory of relativity [1,2]. A uniform plane electromagnetic wave, which is a fundamental solution to Maxwell equations, propagates at the light speed in all directions [3]. Consequently, when directly applying the relativity principle to Maxwell equations, one may find that the light speed must be the same in all inertial frames of reference, in other words, the covariance of Maxwell equations requires the constancy of light speed [4].

According to the principle of relativity, the phase factor  $\exp i(\omega t - \mathbf{k} \cdot \mathbf{r})$  of a plane wave in free space is symmetric with respect to all inertial frames, where  $t$  is the time,  $\mathbf{r}$  is the position vector in space,  $\omega$  is the frequency, and  $|\mathbf{k}| = \omega/c$  is the wave number with  $c$  the universal light speed.  $(\mathbf{x}, ct)$  and  $(\mathbf{k}, \omega/c)$  are independent. Since  $X^\mu = (\mathbf{x}, ct)$  is a Lorentz covariant 4-vectors,  $K^\mu = (\mathbf{k}, \omega/c)$  must be covariant, and the phase function can be written in a standard covariant form, given by  $\Psi = g_{\mu\nu} K^\mu X^\nu = (\omega t - \mathbf{k} \cdot \mathbf{x})$ , with the metric tensor  $g_{\mu\nu} = \text{diag}(-1, -1, -1, +1)$  [5]. Thus the Doppler formula for a plane wave can be directly obtained from the Lorentz transformation of  $K^\mu = (\mathbf{k}, \omega/c)$  [6].

However for a spherical wave in free space, which is generated from a moving point light source, such as a radiation electric dipole [3,7-10], the phase function is given by  $\Psi = \omega t - |\mathbf{k}|r$  in the source-rest frame. In the phase function  $\Psi$ , there is a strong constraint between  $(\mathbf{x}, ct)$  and  $(\mathbf{k}, \omega/c)$ ;  $\mathbf{k} \cdot \mathbf{r} = |\mathbf{k}|r$  must hold. Consequently, the Lorentz covariance of  $(\mathbf{k}, \omega/c)$  is destroyed, and the Doppler formula for a moving point light source cannot be obtained in terms of the Lorentz transformation of  $(\mathbf{k}, \omega/c)$ . (If it can, then the formula is the same as the one for a plane wave.) In other words,  $(\mathbf{k}, \omega/c)$  does not follow Lorentz transformation; this physical phenomenon is termed to be “intrinsic Lorentz violation” (or “intrinsic breaking of Lorentz invariance”) in this paper.

Obviously, Einstein's plane-wave Doppler formula is not applicable when a moving point light source is close enough to the observer; for example, it may break down or cannot specify a determinate value when the point source and the observer overlap (confer Appendix A).

At first thought, one might question “the overlap of a point source with the observer” as being a really absurd statement, and also question the validity of the spherical-wave model when the observer is in the near-field zone. On second thoughts, one may find that those challenges actually put the validity of Lorentz transformation into question. As we remember, it is the point light source that Einstein used to derive the time-space Lorentz transformation: When  $t' = t = 0$  and  $\mathbf{x}' = \mathbf{x} = 0$ , a spherical

wave is fired ...[1]; obviously, the two observers and the point source are overlapped at  $t' = t = 0$ .

It is well known from the classical electromagnetic theory [3,7-10] that, the spherical form of wavefronts from the electric dipole radiation is valid at any distances. In the far-field zone, the radiation field ( $\sim 1/|x|$ ) is dominant in strength, while in the near-field zone, the quasi-Biot-Savart induction field ( $\sim 1/|x|^2$ ) and the dipole quasi-Coulomb field ( $\sim 1/|x|^3$ ) are dominant. The far-field and the near-fields cannot exist independently and they are together as a whole to satisfy with-source Maxwell equations, so that all the fields (waves) have the same frequency (wavelength).

Fundamental relativistic time-space consequences such as the relativity of simultaneity, time dilation, Lorentz contraction, and Doppler frequency shift for a plane wave can be derived by making use of Lorentz transformation [1], a standard analytical approach. As mentioned above, however, the point-source Doppler formula cannot be obtained from the Lorentz transformation. Thus a “direct approach” without using the Lorentz transformation becomes indispensable.

In this paper, to better understand profound implications of Einstein's relativity, Doppler formula for a moving point light source is derived with a direct approach. A conceptual experimental scheme to test the formula is proposed.

An important significance of the point-source Doppler effect is that it predicts a new physics: intrinsic Lorentz violation.

The paper is organized as follows. In Sec. II, by introduction of the *invariance of event number*, a spherical-mirror light clock is used to re-examine all the relativity of simultaneity, time dilation, and Lorentz contraction in the *same* thought experiment. The purpose is to show how to catch the time dilation effect in the direct approach. In Sec. III, the Doppler formula for a moving point light source is developed, and it is used to analyze previously-published experimental results. In Sec. IV, conclusions and remarks are given, and the traditional understanding of the principle of relativity is reviewed. In Appendix A, an unconventional “short-range” longitudinal Doppler effect is shown; in Appendix B, a conceptual experimental scheme for verifying the point-source Doppler effect is presented.

## II. A SPHERICAL LIGHT-CLOCK THOUGHT EXPERIMENT

In this section, a thought experiment, in which a light clock has a spherical mirror with a proper radius of  $R_0$  (see Fig. 1), is presented to show the relativity of simultaneity, time dilation, and Lorentz contraction. The purpose is to help understand the

time dilation effect in the “direct approach” for deriving relativistic results where Lorentz transformations may not apply.

Suppose that a flash of light is emitted at the center  $O'$  of the mirror. All the rays in different directions reach different locations of the mirror surface at the same time, observed by the  $O'$ -observer, and they are returned to the center also at the same time. The emitting (receiving) is counted as one event; namely, it is one event for all the rays to start (end) at the same place and the same time. According to the relativity principle, *the event number must be invariant*; consequently, observed in *any* inertial frames, all the rays generated by the above flash start (end) at the same place and the same time.

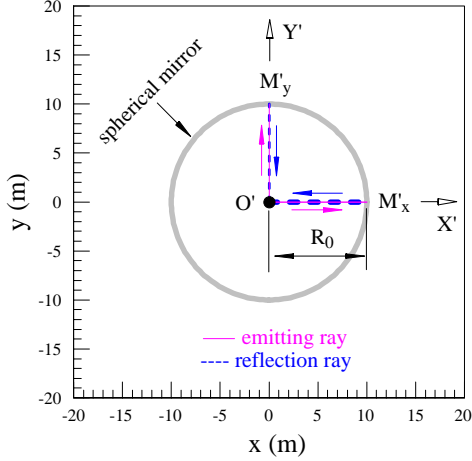


Fig. 1. Spherical-mirror light clock (cross section) at rest, which has a spherical mirror with a radius of  $R_0$ . A flash of light is emitted at the center  $O'$  and returned after a time of  $\Delta t' = 2R_0/c$ , observed by the  $O'$ -observer. The emitting and reflection rays in all directions have an identical length of  $R_0$ .  $O'M'_y$ - and  $M'_yO'$ -rays are used to determine time dilation;  $O'M'_x$ - and  $M'_xO'$ -rays are used to determine Lorentz contraction.

Suppose that the spherical-mirror light clock moves relatively to the  $O$ -observer in the lab frame at a uniform velocity of  $v = \beta c$  with  $c$  the light speed. When  $O'$  overlaps  $O$ , the  $O'$ -observer emits a flash and receives it after a proper time interval of  $\Delta t' = 2R_0/c$ , observed by the  $O'$ -observer, and all the rays leave  $O'$  and they are returned to  $O'$ , respectively at the same times. According to the invariance of event number, observed by the  $O$ -observer, all the rays start at  $O$  and end at  $O'$ , also respectively at the same times, with a time interval of  $\Delta t$ ; the two events take place at different places, separated by a distance of  $OO' = v\Delta t$ . Thus all the rays in different directions, reflected by the mirror, go an identical total distance of  $c\Delta t$  according to the constancy of light speed. From analytical geometry, the set of points whose distances from the two points  $O$  and  $O'$  have a constant sum of  $c\Delta t$  is a prolate ellipsoid of revolution, as shown in Fig. 2. This prolate ellipsoid is a collection of all the points at which the mirror reflects the emitting rays at different times, while the moving mirror, measured by the  $O$ -observer at the same time, is an oblate ellipsoid of revolution.

Since the length perpendicular to the direction of motion is assumed to be the same [1], the major and minor axes of the prolate ellipsoid are, respectively,  $c\Delta t/2$  and  $R_0$  long. From Fig. 1 and Fig. 2, we can see that, observed by the  $O'$ -observer, all the emitting rays reach the mirror surface at the same time, while observed by the  $O$ -observer, all the emitting rays have

different lengths and they reach the mirror surface in different times. Thus the relativity of simultaneity is clearly shown.

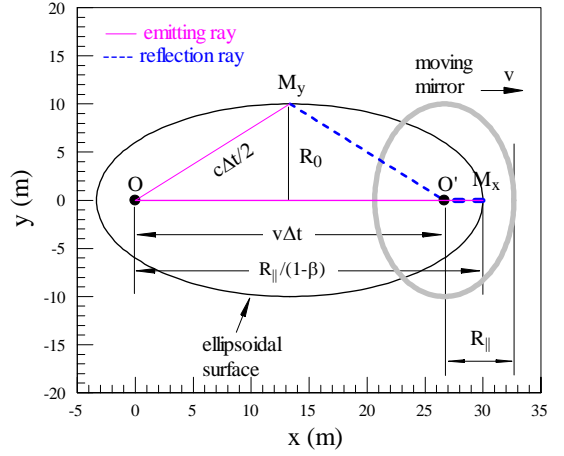


Fig. 2. Spherical-mirror light clock (cross section) in motion, at a velocity of  $v$  relatively to the  $O$ -observer. When  $O'$  overlaps  $O$ , the  $O'$ -observer emits a flash and receives the flash reflected by the mirror after a time of  $\Delta t$ , observed by the  $O$ -observer. Emitting rays have different lengths and reach a prolate ellipsoidal surface at different times. The moving mirror is compressed in the direction of motion into Einstein's oblate ellipsoid of revolution [1]. The figure was drawn with  $R_0 = 10$  m and  $\beta = 0.8$ .

$O'M'_y$  and  $M'_yO'$  in Fig. 1 correspond to  $OM_y$  and  $M_yO'$  in Fig. 2, which is exactly the same as the plane-plate light-clock case [11], and we obtain the time dilation expression, given by  $\Delta t = \gamma(2R_0/c) = \gamma\Delta t'$ , with  $\gamma = (1 - \beta^2)^{-1/2}$  the time-dilation factor.

$O'M'_x$  and  $M'_xO'$  in Fig. 1 correspond to  $OM_x$  and  $M_xO'$  in Fig. 2. Suppose that the time intervals, required by the light flash to go from  $O$  to  $M_x$  and from  $M_x$  to  $O'$ , are  $\delta t_1$  and  $\delta t_2$  respectively, and the mirror radius in the direction of motion is  $R_{||}$ . Following the way suggested by Kard [12] to calculate the distance a light signal goes over a moving rod, we have  $OM_x = c\delta t_1 = R_{||} + v\delta t_1$  and  $M_xO' = c\delta t_2 = R_{||} - v\delta t_2$ , leading to  $OM_x = R_{||}/(1 - \beta)$  and  $M_xO' = R_{||}/(1 + \beta)$ . Since  $\delta t_1 + \delta t_2 = \Delta t = \gamma(2R_0/c)$  and  $OM_x + M_xO' = c\Delta t$ , we obtain the Lorentz contraction expression, given by  $R_{||} = R_0/\gamma$ .

From the above thought experiment we can see that the time interval of two events occurring at the same place is the shortest, namely a time-dilation effect ( $\Delta t = \gamma\Delta t'$ ) [1]. Since the thought experiment is applicable to any observers of relative inertial motion, the time-dilation effect holds for any two of the events occurring at the same place. Compared with the Lorentz contraction, the time dilation has a more straightforward definition, and it is a core result of the relativity principle. When a direct approach is used to derive relativistic results, grasping the time-dilation effect is a key point, which can be seen in the following derivation of Doppler formula.

### III. RELATIVISTIC DOPPLER EFFECT FOR A MOVING POINT LIGHT SOURCE

Einstein derived Lorentz transformation by use of a spherical wave and developed Doppler formula for a plane wave [1]. As we have known, the light speed  $c$  has no preferred frame, no matter for a plane wave or a spherical wave. But the moving point source has a preferred frame, in which all the spherical

wavefronts take the point source as a common center. Because of this, the Doppler formula for a moving point light source is different from the one for a plane wave.

As we know, the observed wave period  $T$  is defined as the time interval of two consecutive wave-crests that the observer receives at the *same* place, the frequency is defined as  $\omega = 2\pi/T$ , and the wavelength is defined as  $\lambda = cT$  [4].

Suppose that a point light source fixed in  $X'O'Y'$  frame moves relatively to the observer fixed in  $XOY$  frame, as shown in Fig. 3. Observed in the  $XOY$  frame, the light source generates two consecutive spherical crest-wavefronts at the times  $t = t_1$  and  $t_2$  respectively, with a separation of  $O_1O_2 = (t_2 - t_1)|\beta|c$ . The observer receives the two consecutive crest-signals at the different retarded times  $t_{1r} = t_1 + R_1/c$  and  $t_{2r} = t_2 + R_2/c$  at the *same* place, and the observed wave period is given by  $T = t_{2r} - t_{1r}$ . Observed in the light-source  $X'O'Y'$  frame, the time interval of the two consecutive crest-wavefronts, which are generated in the *same* place, is the wave period, given by  $T' = t'_2 - t'_1$ . As shown in Sec. II, between two observers of relative motion, there is a time-dilation effect for the time interval of two events occurring at the same place. It is the time dilation effect that leads to  $t_2 - t_1 = \gamma(t'_2 - t'_1) = \gamma T'$ . Thus we have

$$T = t_{2r} - t_{1r} = (t_2 - t_1) + (R_2 - R_1)/c. \quad (1)$$

Using sine theorem in Fig. 3, we obtain

$$\frac{R_1}{\sin(\pi - \phi_2)} = \frac{R_2}{\sin \phi_1} = \frac{O_1O_2}{\sin(\phi_2 - \phi_1)}. \quad (2)$$

Taking advantage of Eq. (2) with  $O_1O_2 = (t_2 - t_1)|\beta|c$  taken into account, from Eq. (1) we have

$$T = (t_2 - t_1) \left[ 1 - |\beta| \frac{\sin \phi_1 - \sin \phi_2}{\sin(\phi_1 - \phi_2)} \right]. \quad (3)$$

Inserting  $t_2 - t_1 = \gamma T'$  into above with  $T = 2\pi/\omega$  and  $T' = 2\pi/\omega'$  employed, we obtain the Doppler formula for a spherical wave generated by a point light source, given by

$$\omega' = \omega \gamma \left[ 1 - |\beta| \frac{\sin \phi_1 - \sin \phi_2}{\sin(\phi_1 - \phi_2)} \right], \quad (4)$$

where  $\phi_1$  and  $\phi_2$  are the position angles between the unit wave vector  $\mathbf{n}$  and the velocity  $\mathbf{v} = \beta c$  measured by the observer at  $t_{1r}$  and  $t_{2r} = t_{1r} + T$  respectively.

Due to the relativity of motion, we can take the light source to be at rest while the observer moves at a velocity of  $\mathbf{v}' = -\mathbf{v}$ , as shown in Fig. 4. Considering that  $T' = t'_2 - t'_1$ ,  $t'_1 = t'_{1r} - R'_1/c$ ,  $t'_2 = t'_{2r} - R'_2/c$ , and  $t'_{2r} - t'_{1r} = (t_2 - t_1)\gamma' = T\gamma'$  (time dilation), from a similar derivation we have

$$\omega = \omega' \gamma' \left[ 1 - |\beta'| \frac{\sin \phi'_1 - \sin \phi'_2}{\sin(\phi'_1 - \phi'_2)} \right], \quad (5)$$

where  $\phi'_1$  and  $\phi'_2$  are the position angles between the unit wave vector  $\mathbf{n}'$  and the velocity  $\mathbf{v}' = \beta'c = -\beta c$ , measured by an observer fixed with the light source at  $t'_1$  and  $t'_2 = t'_1 + T'$  respectively. Obviously, Eq. (4) and Eq. (5) reflects the principle of relativity.

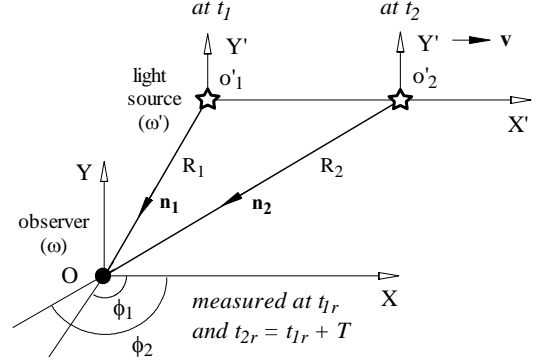


Fig. 3. A light source fixed in  $X'O'Y'$  frame moves relatively to the observer fixed in  $XOY$  frame at a velocity of  $\mathbf{v} = \beta c$  in the  $x$ -direction. Observed in the  $XOY$  frame, the light source generates two consecutive crest-wavefronts at  $t_1$  and  $t_2$  respectively, and the observer receives them at the retarded times  $t_{1r}$  and  $t_{2r}$ .

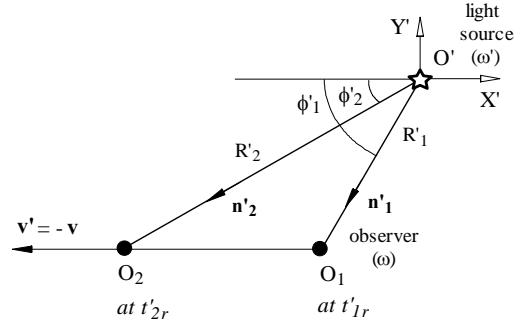


Fig. 4. The point light source fixed in  $X'O'Y'$  frame is at rest, while the observer moves at a velocity of  $\mathbf{v}' = -\mathbf{v}$  in the minus  $x$ -direction. Observed in the  $X'O'Y'$  frame, the light source generates two consecutive crest-wavefronts at  $t'_1$  and  $t'_2$  respectively, and the moving observer receives them at the retarded times  $t'_{1r}$  and  $t'_{2r}$ .

Now let's take a look of the relations between the point-source and plane-wave Doppler effects. (1) When setting  $\phi_1 = \phi_2 = 0$  or  $\pi$  in Eq. (4), we have  $\omega' = \omega \gamma (1 \mp \beta)$  with  $\beta = |\beta|$ , which means that the point source and the plane wave have the same *conventional* longitudinal Doppler effect. (2) Letting  $\phi_2 \rightarrow \phi_1$  or  $\mathbf{n}_2 \rightarrow \mathbf{n}_1$ , that is, the point source is set at infinity with respect to the observer, as supposed by Einstein [1], we obtain the Doppler formula for a plane wave, given by  $\omega' = \omega \gamma (1 - \beta \cdot \mathbf{n}_1)$ . Therefore, application of the plane-wave Doppler formula to analysis of a moving point light source is a good approximation when the observer is far away from the light source [4].

To better understand the properties of the point-source Doppler effect, let's make some approximation analysis. It is seen from Fig. 3 that,  $O_1O_2 = \gamma T' \beta c = \gamma \beta \lambda'$  holds, with  $\lambda' = cT'$  the proper wavelength of the moving light source. For  $\gamma \beta \lambda' \ll R_1$ , Eq. (4) can be approximated as

$$\frac{\lambda}{\lambda'} \approx \gamma (1 - \beta \cos \phi) + D_p, \quad \text{with } \gamma \beta \lambda' \ll R \quad (6)$$

where  $R_1$  and  $\phi_1$  are, respectively, replaced by  $R$  and  $\phi$ , and

$$D_p = \frac{1}{2} \frac{\lambda'}{R} (\gamma \beta)^2 \sin^2 \phi. \quad (7)$$

Note that the first term in Eq. (6) plays a role like a plane wave and the second term  $D_p > 0$  is a red-shift modification caused by the point source, with  $D_p$  depending on the proper wavelength  $\lambda'$ .  $D_p = 0$  holds when  $\phi = 0$  or  $\pi$ , while  $D_p$  reaches maximum when  $\phi = \pi/2$ , suggesting that the transverse effect gets a maximum modification although the longitudinal effect is not affected, as mentioned above.

Physically, it is much easier to understand the relativistic effect when the Doppler formula is written in an approximate series of  $\beta \ll 1$  [13,14]. Setting  $\Delta\lambda \equiv \lambda - \lambda'$ , from Eq. (6) we obtain a further simplified expression for the point-source Doppler formula

$$\Delta\lambda \approx \lambda' \left[ (-\cos\phi)\beta + \left( \frac{1}{2} + \frac{1}{2} \frac{\lambda'}{R} \sin^2\phi \right) \beta^2 \right]. \quad (8)$$

In the above, the  $\beta$ -coefficient  $(-\cos\phi)$  is the contribution of classical Doppler effect, while the  $\beta^2$ -coefficient has two parts:  $1/2$  comes from the relativistic effect, the same as for a plane wave, and  $\lambda' \sin^2\phi/(2R)$  comes from a modification of the point source, both producing a red shift effect.

One of the ways to experimentally examine the relativistic effect is to determine the  $\beta^2$ -coefficient from a measured  $\Delta\lambda$  vs-  $\beta$  curve at a fixed  $\phi$  for moving radiating atoms with a known transition frequency [14-17].

From Eq. (8) we can see that, to observe the point-source red-shift effect, it is necessary to directly measure the frequency of moving radiating atoms (ions) in the transverse direction. Such effect cannot be measured in the experiments by longitudinal observations [15-21], and those without directly measuring the frequency of the light re-emitted by the moving atoms (ions) [22-26].

Probably, the point-source red-shift effect may qualitatively explain why the  $\beta^2$ -coefficient is apparently larger by transverse observation in the previously-published research works:  $0.498 \pm 0.025$  [16] and  $0.491 \pm 0.017$  [17] both by longitudinal observation, while  $0.52 \pm 0.03$  [14] by transverse observation (right angle), which is probably the only one so far, to our best knowledge.

It should be pointed out that, there is a “short-range” longitudinal Doppler effect for a moving point light source when the source is enough close to the observer ( $\gamma\beta\lambda' \geq R_s$ ) so that  $\phi_1 = 0$  and  $\phi_2 = \pi$  are valid in Eq. (4) (see Appendix A).

#### IV. CONCLUSIONS AND REMARKS

By means of a direct approach, we have derived the Doppler formula for a moving point light source, from which some conclusions result. (1) The point-source Doppler formula cannot be obtained from a standard Lorentz transformation, leading to an intrinsic Lorentz violation. (2) This formula contains an additional red-shift effect and a “short-range” longitudinal effect. (3) This formula is reduced into the one for a plane wave when the observer is far away from the source.

Traditionally, it has been generally understood for the principle of relativity that the mathematical equations expressing the laws of nature must be invariant in form under the Lorentz transformation (Lorentz invariance), and they must be Lorentz scalars, four-vectors, or four-tensors [3,6]; in other words, the principle of relativity and the Lorentz invariance are equivalent. However this is not true for the “wave four-vector  $(\mathbf{k}, \omega/c)$ ” of the moving point light source. From this we may conclude that the principle of relativity allows the existence of intrinsic Lorentz violation.

Theoretically the Doppler formula for a moving point light source may have some potential significance. (1) It clearly exposes in a primary, easy-to-understand level that the principle of relativity and the Lorentz invariance are not equivalent. (2) It indicates at what scale the intrinsic breaking of Lorentz invariance could be observed, helping in providing a guide for experimental test. Such a test could lead to an unexpected result that the energy of a photon may not always keep constant in propagation (see Appendix B).

#### ACKNOWLEDGMENT

The author would like to thank Dr. Andrew M. Sessler of LBNL for his reading through the paper.

#### APPENDIX A: SHORT-RANGE LONGITUDINAL DOPPLER EFFECT

In this Appendix, we will show that, there is a “short-range” longitudinal Doppler effect for a spherical wave when the point light source is so close to the observer that  $\phi_1 = 0$  and  $\phi_2 = \pi$  hold in Eq. (4).

As shown in Fig. A1, the point light source emits the first and second crest-wavefronts at  $(t_1, O'_1)$  and  $(t_2, O'_2)$  respectively, with  $O'_1 O'_2 = (t_2 - t_1)\beta c = \gamma T' \beta c = \gamma \beta \lambda'$ . When  $O'_1$  and  $O'_2$  both fall between A and B, with  $AO = OB = O'_1 O'_2$  ( $\phi_1 = 0$  and  $\phi_2 = \pi$ ), we have

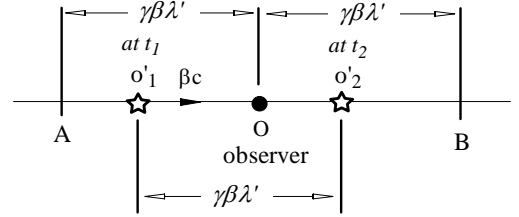


Fig. A1. Illustration of short-range longitudinal Doppler effect. When  $O'_1$  and  $O'_2$  both fall between A and B, we have  $1 > \xi > -1$  holding; otherwise,  $\xi = 1$  for both  $O'_1$  and  $O'_2$  on the left of O, and  $\xi = -1$  for both  $O'_1$  and  $O'_2$  on the right of O.

$$\xi = \frac{\sin\phi_1 - \sin\phi_2}{\sin(\phi_1 - \phi_2)} = 2 \frac{O'_1 O}{AO} - 1. \quad (A1)$$

Accordingly, we have three cases for the longitudinal Doppler effect in Eq. (4). (i) Up-shift effect:  $\omega = \omega'[(1+\beta)/(1-\beta)]^{1/2}$  for  $\xi = 1$ , with both  $O'_1$  and  $O'_2$  on the left of O ( $\phi_1 = \phi_2 = 0$ ). (ii) Short-range effect:  $\omega = \omega'/[\gamma(1-\beta\xi)]$  for  $1 > \xi > -1$ , with both  $O'_1$  and  $O'_2$  between A and B ( $\phi_1 = 0$  and  $\phi_2 = \pi$ ). (iii) Down-shift effect:  $\omega = \omega'[(1-\beta)/(1+\beta)]^{1/2}$  for  $\xi = -1$ , with both  $O'_1$  and  $O'_2$  on the right of O ( $\phi_1 = \phi_2 = \pi$ ).

The zero-shift condition in such a case can be obtained by solving  $\gamma(1-\beta\xi) = 1$ . With  $\xi = (\gamma-1)^{1/2}(\gamma+1)^{-1/2}$  inserted into Eq. (A1) we have

$$\frac{O'_1 O}{AO} = \frac{1}{2} \left( 1 + \sqrt{\frac{\gamma-1}{\gamma+1}} \right). \quad (A2)$$

In other words, the time interval of the observer's receiving two consecutive crest-wavefronts emitted at  $O'_1$  and  $O'_2$ , which satisfy the above Eq. (A2), is equal to the proper time interval, namely  $t_{2r} - t_{1r} = t'_2 - t'_1$  or  $T = T'$ .

For the short-range Doppler effect produced when the point source moves from A to B, the measured frequency versus the source frequency varies continuously in the range of

$$\sqrt{\frac{1+\beta}{1-\beta}} > \frac{\omega}{\omega'} > \sqrt{\frac{1-\beta}{1+\beta}}. \quad (\text{A3})$$

As it is well known from university physics textbooks [11], for a moving point light source there is a jump between the longitudinal Doppler up- and down-shifts calculated from the plane wave formula [1], while they are continuous from Eq. (4). That is because the plane wave formula is only applicable to the case where the observer is far away from the source. For example, when the observer overlaps with the point source, the plane wave formula cannot give a determinate value due to the indetermination of the position angle  $\phi$  [4], while Eq. (4) gives a unique value,  $\omega = \omega'[(1-\beta)/(1+\beta)]^{1/2}$ , with  $\phi_2 = \pi$ , leading to  $\xi = -1$ , no matter what  $\phi_1$  is.

## APPENDIX B: SUGGESTED SCHEME OF EXPERIMENT FOR POINT-SOURCE DOPPLER EFFECT

Laser saturation spectroscopy has been successfully used to confirm Einstein's Doppler formula with unprecedented precision, as reported in previously-published research works [21,24,25]. In the experiments by the authors, the frequencies of two anti-parallel propagating lasers are adjusted to reach resonance with the transition frequency of moving ions. But the frequency of the light emitted by the ions is not measured in the transverse direction, as stated in the Comment [26], although they put a recording of the number of photons to monitor Lamb dip. Based on their experiments, a conceptual scheme to experimentally test the Doppler formula for a moving point light source is proposed here, as shown in Fig. B1.

It is seen from Fig. B1 that, the frequency of fluorescent light emitted by the moving ions, which correspond to identical point light sources, are measured in two symmetric transverse directions, with one transverse distance larger than the other. From Eq. (8), the Doppler shift formula in such a case is given by

$$\Delta\lambda \approx \lambda_0 \left( \frac{1}{2} + \frac{1}{2} \frac{\lambda_0}{R_{\perp}} \right) \beta^2, \quad \text{with } \beta\lambda_0 \ll R_{\perp} \quad (\text{B1})$$

where  $\beta \ll 1$ ,  $\Delta\lambda \equiv \lambda - \lambda_0$  with  $\lambda_0$  the ion transition wavelength (namely point-source proper wavelength) and  $\lambda$  the measured wavelength in the transverse direction, and  $R_{\perp}$  is the transverse distance, as shown in Fig. B1. The term  $\lambda_0/(2R_{\perp})$  is resulting from the point-source red-shift modification, as indicated in Sec. III, and the shift  $\Delta\lambda$  is reduced as the increase of  $R_{\perp}$ . If  $\lambda_1 < \lambda_2$  is observed for  $R_{\perp 1} > R_{\perp 2}$ , then the point-source red-shift effect, or the intrinsic Lorentz violation will be confirmed, qualitatively at least.

It is worthwhile to point out that in the laser saturation spectroscopy, no matter whether one transition [21,25] or two transitions [24] are driven, the Doppler effect is confirmed for the moving ion as an observer who takes the light from lasers to be "local plane waves", because the ion's dimension is much smaller than the laser-beam size; the very ion-observer tells the experimenter what the lasers' frequency is, that he observed. To verify the point-source Doppler effect, a direct measurement of the light emitted by the moving ion is required, namely the experimenter must be "a real observer".

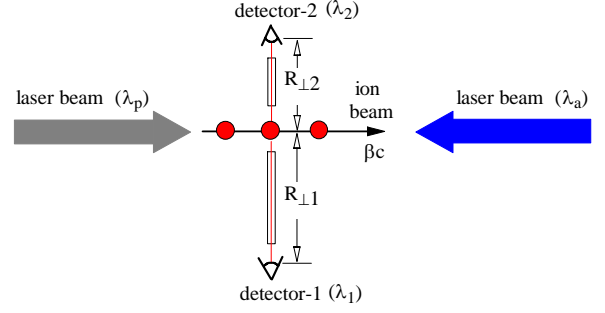


Fig. B1. Conceptual experimental scheme to test Doppler formula for a moving point light source by laser saturation spectroscopy. Two anti-parallel propagating lasers with wavelengths  $\lambda_p$  and  $\lambda_a$  are adjusted to reach resonance with a moving ion beam so that the transition wavelength  $\lambda_0 = (\lambda_p \lambda_a)^{1/2}$ . The frequency of fluorescent light emitted by the ions is observed in two symmetric transverse directions with different distances,  $R_{\perp 1}$  and  $R_{\perp 2}$  respectively, and with measured wavelengths  $\lambda_1$  and  $\lambda_2$ .

A striking prediction of Eq. (B1) is that the observed frequency (energy) of photons emitted by moving ions changes with the transverse distance  $R_{\perp}$ , which challenges the completeness of existing quantum theory of light. Such a prediction sounds unacceptable, but it is a strict result of the principle of relativity, just like the red shift for approaching [4].

## REFERENCES

- [1] Einstein A., Ann. Phys. (Leipzig) **17**, 891 (1905).
- [2] Einstein A., Relativity: The Special and General Theory, (Methuen & Co. Ltd, London, 1920).
- [3] Jackson J. D., Classical Electrodynamics, 3<sup>rd</sup> edition, (John Wiley & Sons, NJ, 1999).
- [4] Wang C., Ann. Phys. (Berlin) **523**, 239 (2011).
- [5] Rindler W., Relativity: special, general, and cosmological, 2<sup>nd</sup> edition, (Oxford, NY, 2006).
- [6] Pauli W., Theory of relativity, (Pergamon Press, London, 1958).
- [7] Kong J. A., Theory of Electromagnetic Waves, (John Wiley & Sons, NY, 1975).
- [8] Stratton J. A., Electromagnetic theory, (McGraw-Hill, NY, 1941).
- [9] Smythe W. R., Static and dynamic electricity, 3<sup>rd</sup> edition, (McGraw-Hill, NY, 1968).
- [10] Griffiths D. J., Introduction to Electrodynamics, 3<sup>rd</sup> edition, (Prentice-Hall, NJ, 1999).
- [11] Feynman R. P., Leighton R. B., and Sands M., Feynman Lectures on Physics, Vol. 1, Chap. 15, (Addison-Wesley, New York, 1964).
- [12] Karlov L., Phys. Educ. **24**, 165 (1989).
- [13] Einstein A., Ann. Phys. (Leipzig) **23**, 197 (1907).
- [14] Hasselkamp D., Mondry E., and Scharmann A., Z. Physik A **289**, 151 (1979).
- [15] Ives H. E. and Stilwell G. R., J. Opt. Soc. Am **28**, 215 (1938).
- [16] Mandelberg H. I. and Witten L., J. Opt. Soc. Am **52**, 529 (1962).
- [17] Olin A., et al., Phys. Rev. D **8**, 1633 (1973).
- [18] Otting G., Physik. Zeitschr. **40**, 681 (1939).
- [19] Kaivola M., et al., Phys. Rev. Lett. **54**, 255 (1985).
- [20] Juncar P., et al., Phys. Rev. Lett. **54**, 11 (1985).
- [21] Saathoff G., et al., Phys. Rev. Lett. **91**, 190403 (2003).
- [22] MacArthur D. W., et al., Phys. Rev. Lett. **56**, 282 (1986).
- [23] McGowan R. W., et al., Phys. Rev. Lett. **70**, 251 (1993).
- [24] Novotny C., et al., Phys. Rev. A **80**, 022107 (2009).
- [25] Reinhardt S., et al., Nature Phys. **3**, 861 (2007).
- [26] Saathoff G., et al., Eur. Phys. J. C **71**, 1596 (2011).