

# Intrinsic Lorentz violation in Doppler effect from a moving point light source

Changbiao Wang

ShangGang Group, 70 Huntington Road, Apartment 11, New Haven, CT 06512, USA

Einstein's Doppler formula is not applicable when a moving point light source is close enough to the observer; for example, it may break down or cannot specify a determinate value when the point source and the observer overlap. In this paper, Doppler formula for a moving point light source is derived; this formula contains an additional red-shift effect and a "short-range" longitudinal effect. It is shown that, the principle of relativity does not require all the mathematical equations, which express the laws of nature, to follow Lorentz transformation, although it does require that the time-space coordinates must follow the Lorentz transformation; in other words, the principle of relativity allows the existence of intrinsic Lorentz violation. A conceptual scheme to experimentally test the point-source Doppler effect is proposed, and such a test could lead to an unexpected result that the energy of a photon may change in propagation, which challenges the completeness of existing quantum theory of light.

PACS numbers: 03.30.+p, 03.50.De, 01.40.gf, 01.40.gb

Key words: relativistic zero-frequency shift, Doppler effect, intrinsic Lorentz violation

Email address: [changbiao\\_wang@yahoo.com](mailto:changbiao_wang@yahoo.com)

## I. INTRODUCTION

Principle of relativity and constancy of the light speed in free space are the two basic postulates of the special theory of relativity [1,2]. A uniform plane electromagnetic wave, which is a fundamental solution to Maxwell equations, propagates at the light speed in all directions [3]. No observers can identify whether this plane wave is in motion or not, although its frequency, propagation direction, and field strength can be measured. Consequently, when directly applying the relativity principle to Maxwell equations, one may find that the light speed must be the same in all inertial frames of reference, in other words, the covariance of Maxwell equations requires the constancy of light speed. Thus Einstein's second postulate is actually included in the first one [4-7].

Fundamental relativistic time-space consequences such as the relativity of simultaneity, time dilation, Lorentz contraction, and Doppler frequency shift for a plane wave can be derived by making use of Lorentz transformation of time-space coordinates [1], a standard analytical approach. However an approach without using the Lorentz transformation often provides an intuitive and deep understanding of the principle of relativity, and it has been arousing an extensive interest [6-16]. But more importantly, not all basic results of the special relativity can be directly obtained from the Lorentz transformation, such as the Doppler formula for a spherical wave, as shown in the paper, which is generated from a moving point light source.

Usually, the thought experiments for the relativity of simultaneity, time dilation, and Lorentz contraction are designed separately. Einstein's train is a well-known example to show the relativity of simultaneity [2]. Time dilation can be derived from the covariance of longitudinal Doppler shift [6]. But the simplest derivation for the time dilation is from a thought experiment of known as "light clock" which consists of a pair of plane plates as mirrors [14-16]. This thought experiment probably independently originated from a number of scientists [9,10,17] and it is widely presented in textbooks [17-22].

According to the original definition, Lorentz contraction is observed by measuring the positions of the two endpoints of a moving rod at the *same* time (simultaneous measurement) [1]; however, it also can be obtained by measuring the two endpoints

at *different* times (non-simultaneous measurement) [23]. Based on the covariance of the change of a moving rod length, Karlov presented an interesting Kard-derivation for Lorentz contraction with a simultaneous measurement used [13]. When using the time dilation in place of the length covariance, the derivation becomes simpler [14,22], and even much simpler when a non-simultaneous measurement is used [19-21].

There are a lot of pedagogical derivations for longitudinal one-way-Doppler formula without making use of Lorentz transformation [6-8,20,22], in which an emitter-receiver model is usually used. The derivations can be divided into two main kinds: (1) directly taking advantage of time dilation [20,22], and (2) using the covariance of frequency shift in place of the time dilation and then comparing with the double-Doppler-shift formula that is obtained from a classical way for a stationary light source [7,8] or for a moving light source [6]. When the longitudinal and transverse effects are both included, a time-differentiation Doppler formula has been derived [7], which, however, does not directly show a frequency shift. On the one hand, the position angle in the obtained formula is implicitly a function of the time [7], but on the other hand, the period of a light wave has a *finite time length*, no matter how small its wavelength is; thus resulting in some extent of ambiguity about how to convert the *differentiation-time* intervals into wave periods (frequencies).

By use of the Lorentz transformation of time-space coordinates and the phase invariance [1], Einstein originally developed Doppler formula for a uniform plane wave. For a moving point light source, the Einstein's formula is a good approximation as long as the source is far away from the observer; however, it may break down when the source is close enough to the observer. In this paper, to better understand profound implications of Einstein's relativity, Doppler formula for a moving point light source is derived, which intrinsically breaks Lorentz invariance. A conceptual experimental scheme to test the formula is proposed.

The paper is organized as follows. In Sec. II, by introduction of the *invariance of event number*, a spherical-mirror light clock is used to re-examine all the relativity of simultaneity, time dilation, and Lorentz contraction in the *same* thought experiment. In Sec. III, without making use of Lorentz

transformation, a direct approach is used to derive relativistic Doppler formula for a uniform plane wave, and a less-known phenomenon of “relativistic zero-frequency shift” is analyzed. In Sec. IV, the Doppler formula for a spherical wave, which is generated by a moving point light source, is developed, and it is used to analyze previously-published experimental results. In Sec. V, conclusions and remarks are given; the traditional understanding of the principle of relativity is reviewed and an intrinsic Lorentz violation is exposed. In Appendix A, an unconventional “short-range” longitudinal Doppler effect is shown; in Appendix B, a possible application of the relativistic zero-frequency shift in astrophysics is illustrated; in Appendix C, a conceptual experimental scheme for verifying the point-source Doppler effect, which contains intrinsic Lorentz violation, is presented.

## II. A SPHERICAL LIGHT-CLOCK THOUGHT EXPERIMENT

In this section, a thought experiment, in which a light clock has a spherical mirror with a proper radius of  $R_0$  (see Fig. 1), is presented to show the relativity of simultaneity, time dilation, and Lorentz contraction. The purpose is to help understand the “direct approach” for deriving relativistic results where Lorentz transformations may not apply.

Suppose that a flash of light is emitted at the center  $O'$  of the mirror. All the rays in different directions reach different locations of the mirror surface at the same time, observed by the  $O'$ -observer, and they are returned to the center also at the same time. The emitting (receiving) is counted as one event; namely, it is one event for all the rays to start (end) at the same place and the same time. According to the relativity principle, *the event number must be invariant*; consequently, observed in *any* inertial frames, all the rays generated by the above flash start (end) at the same place and the same time.

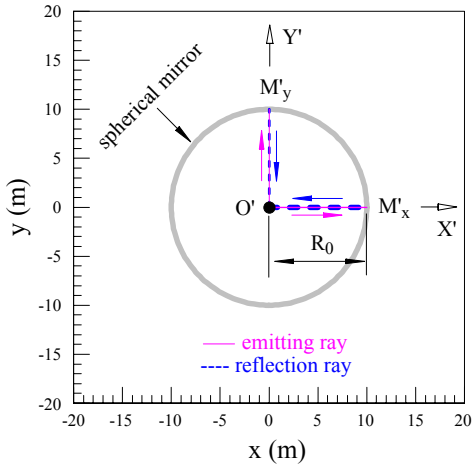


Fig. 1. Spherical-mirror light clock (cross section) at rest, which has a spherical mirror with a radius of  $R_0$ . A flash of light is emitted at the center  $O'$  and returned after a time of  $\Delta t' = 2R_0/c$ , observed by the  $O'$ -observer. The emitting and reflection rays in all directions have an identical length of  $R_0$ .  $O'M'_y$ - and  $M'_yO'$ -rays are used to determine time dilation;  $O'M'_x$ - and  $M'_xO'$ -rays are used to determine Lorentz contraction.

Suppose that the spherical-mirror light clock moves relatively to the  $O$ -observer in the lab frame at a uniform velocity of  $v = \beta c$  with  $c$  the light speed. When  $O'$  overlaps  $O$ , the  $O'$ -observer emits a flash and receives it after a proper time interval of  $\Delta t' = 2R_0/c$ , observed by the  $O'$ -observer, and all the rays leave  $O'$  and they are returned to  $O'$ , respectively at the same times. According to the invariance of event number, observed by the  $O$ -observer, all the rays start at  $O$  and end at  $O'$ , also respectively at the same times, with a time interval of  $\Delta t$ ; the two events take place at different places, separated by a distance of  $OO' = v\Delta t$ . Thus all the rays in different directions, reflected by the mirror, go an identical total distance of  $c\Delta t$  according to the constancy of light speed. From analytical geometry [24], the set of points whose distances from the two points  $O$  and  $O'$  have a constant sum of  $c\Delta t$  is a prolate ellipsoid of revolution, as shown in Fig. 2. This prolate ellipsoid is a collection of all the points at which the mirror reflects the emitting rays at different times, while the moving mirror, measured by the  $O$ -observer at the same time, is an oblate ellipsoid of revolution.

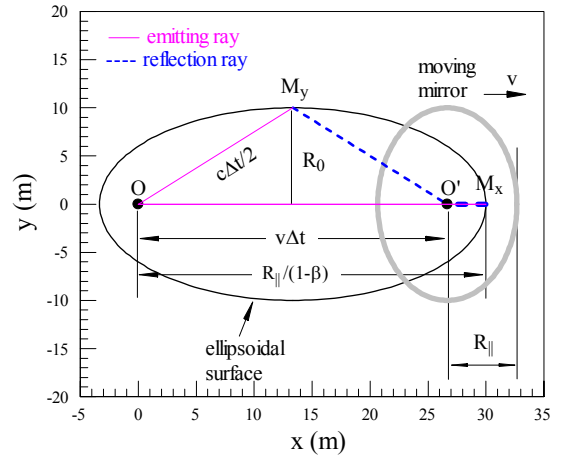


Fig. 2. Spherical-mirror light clock (cross section) in motion, at a velocity of  $v$  relatively to the  $O$ -observer. When  $O'$  overlaps  $O$ , the  $O'$ -observer emits a flash and receives the flash reflected by the mirror after a time of  $\Delta t$ , observed by the  $O$ -observer. Emitting rays have different lengths and reach a prolate ellipsoidal surface at different times. The moving mirror is compressed in the direction of motion into Einstein's oblate ellipsoid of revolution [1]. The figure was drawn with  $R_0 = 10$  m and  $\beta = 0.8$ .

Since the length perpendicular to the direction of motion is assumed to be the same [1,11], the major and minor axes of the prolate ellipsoid are, respectively,  $c\Delta t/2$  and  $R_0$  long. From Fig. 1 and Fig. 2, we can see that, observed by the  $O'$ -observer, all the emitting rays reach the mirror surface at the same time, while observed by the  $O$ -observer, all the emitting rays have different lengths and they reach the mirror surface in different times. Thus the relativity of simultaneity is clearly shown.

$O'M'_y$  and  $M'_yO'$  in Fig. 1 correspond to  $OM_y$  and  $M_yO'$  in Fig. 2, which is exactly the same as the plane-plate light-clock case [17-22], and we obtain the time dilation expression, given by  $\Delta t = \gamma(2R_0/c) = \gamma\Delta t'$ , with  $\gamma = (1 - \beta^2)^{-1/2}$  the time-dilation factor.

$O'M'_x$  and  $M'_xO'$  in Fig. 1 correspond to  $OM_x$  and  $M_xO'$  in Fig. 2. Suppose that the time intervals, required by the light

flash to go from  $O$  to  $M_x$  and from  $M_x$  to  $O'$ , are  $\delta t_1$  and  $\delta t_2$  respectively, and the mirror radius in the direction of motion is  $R_{\parallel}$ . Following the way suggested by Kard [13] to calculate the distance a light signal goes over a moving rod, we have  $OM_x = c\delta t_1 = R_{\parallel} + v\delta t_1$  and  $M_x O' = c\delta t_2 = R_{\parallel} - v\delta t_2$ , leading to  $OM_x = R_{\parallel}/(1-\beta)$  and  $M_x O' = R_{\parallel}/(1+\beta)$ . Since  $\delta t_1 + \delta t_2 = \Delta t = \gamma(2R_0/c)$  and  $OM_x + M_x O' = c\Delta t$ , we obtain the Lorentz contraction expression, given by  $R_{\parallel} = R_0/\gamma$ .

From the above thought experiment we can see that the time interval of two events occurring at the same place is the shortest, namely a time-dilation effect ( $\Delta t = \gamma\Delta t'$ ) [1]. Since the thought experiment is applicable to any observers of relative inertial motion, the time-dilation effect holds for any two of the events occurring at the same place. Compared with the Lorentz contraction, the time dilation has a more straightforward definition, and it is a core result of the relativity principle. When a direct approach is used to derive relativistic results, grasping the time-dilation effect is a key point, which can be further seen in the following derivations of Doppler formulas for a plane wave and a spherical wave.

### III. RELATIVISTIC ZERO-FREQUENCY SHIFT FOR A PLANE WAVE IN FREE SPACE

In this section, an intuitive derivation of relativistic Doppler and aberration formulas are presented based on an infinite uniform electromagnetic wave in free space. A less-known phenomenon, “relativistic zero-frequency shift”, is analyzed.

First let us examine the properties of a uniform plane electromagnetic wave in free space. According to the relativity principle, the plane wave in any inertial frame has a phase factor  $\exp i\psi$ , where  $\psi = \omega t - \mathbf{k} \cdot \mathbf{r}$ , with  $t$  the time,  $\mathbf{r}$  the position vector in space,  $\omega$  the frequency, and  $|\mathbf{k}| = \omega/c$  the wave number. According to the phase invariance [1,25], the phase  $\psi$  takes the same value in all inertial frames for a given *time-space point*. If  $\psi_1$  is the phase at the first time-space point where the wave reaches its crest and  $\psi_2$  is the one at the second such point, with  $|\psi_2 - \psi_1| = 2\pi$ , then the two crest-time-space points are said to be “successive”, and  $|\omega\Delta t - \mathbf{k} \cdot \Delta \mathbf{r}| = 2\pi$  holds in *all inertial frames*, where  $\Delta t$  and  $\Delta \mathbf{r}$  are, respectively, the differences between the two time-space points.

Observed at the *same time* in a frame, the set of all the space points satisfying  $\omega t - \mathbf{k} \cdot \mathbf{r} = \psi = \text{constant}$  is defined as the wavefront, which is an equiphase plane with the wave vector  $\mathbf{k}$  as its normal, and moves at  $c$  along the  $\mathbf{k}$ -direction. Obviously, observed at the same time, two successive crest-wavefronts are “adjacent” geometrically.

Now let us give the definitions of wave period and wavelength in terms of the expression  $|\omega\Delta t - \mathbf{k} \cdot \Delta \mathbf{r}| = 2\pi$ . In a given inertial frame, observed at the *same point* ( $\Delta \mathbf{r} = 0$ ), the time difference  $\Delta t$  between the occurrences of two successive crest-wavefronts is defined to be the wave period  $T = \Delta t = 2\pi/\omega$ ; observed at the *same time* ( $\Delta t = 0$ ), the space distance between two adjacent crest-wavefronts, given by  $|\Delta \mathbf{r}|$  with  $\Delta \mathbf{r} \parallel \mathbf{k}$ , is defined to be the wavelength  $\lambda = |\Delta \mathbf{r}| = 2\pi/|\mathbf{k}| = cT = 2\pi c/\omega$ .

Suppose that one observer is fixed at the origin  $O$  of the  $XOY$  frame, and the other is fixed at the origin  $O'$  of the  $X'O'Y'$  frame, which moves relatively to  $XOY$  at a velocity of  $v = \beta c$  along the  $x$ -direction. All corresponding axes of the two

frames have the same directions. Observed in the  $XOY$  frame at the instant  $t = t_1$ , two successive crest-wavefronts are located in such a way that the  $O'$ -observer reaches  $O'_1$  on the 1st wavefront; at the instant  $t = t_2$  the second wavefront catches up with the  $O'$ -observer at  $O'_2$ ; as shown in Fig. 3. The distance between the two crest-wavefronts, measured by the  $O$ -observer, is one wavelength ( $\lambda$ ). From Fig. 3, we have

$$t_2 = t_1 + \lambda/c + O'_1 O'_2 \cos \theta / c. \quad (1)$$

Inserting  $\lambda = cT$  and  $O'_1 O'_2 = v(t_2 - t_1)$  into above, we have

$$(t_2 - t_1)(1 - \mathbf{n} \cdot \boldsymbol{\beta}) = T, \quad (2)$$

where  $\mathbf{n} \cdot \boldsymbol{\beta} = \beta \cos \theta$ , with  $\mathbf{n} = \mathbf{k}/|\mathbf{k}|$  the unit wave vector, and  $\boldsymbol{\beta} = |\boldsymbol{\beta}| = |\mathbf{v}/c|$ .

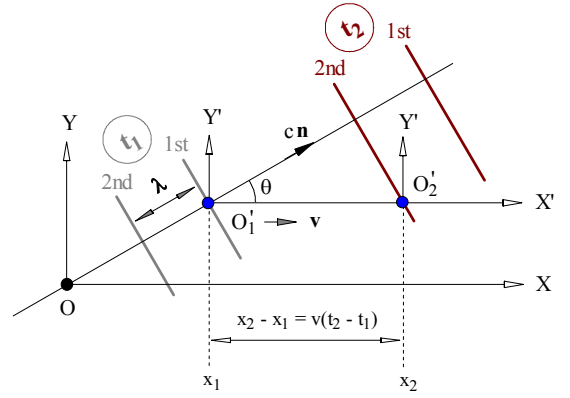


Fig. 3. Two adjacent crest-wavefronts at  $t = t_1$  and  $t_2$ , observed in the  $XOY$  frame. At  $t_1$ , the moving observer  $O'$  overlaps with  $O'_1$  on the 1st wavefront; at  $t_2$ , the  $O'$ -observer overlaps with  $O'_2$  on the 2nd wavefront.

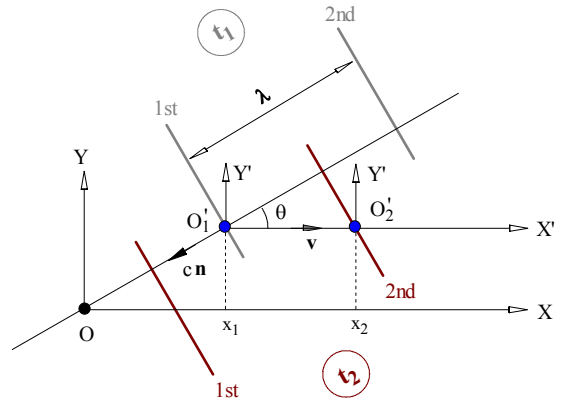


Fig. 4. Two adjacent crest-wavefronts at  $t = t_1$  and  $t_2$ , observed in the  $XOY$  frame. The wave propagation direction is reversed compared with the one in Fig. 3.

Observed in the  $X'O'Y'$  frame, the two *successive* crest-wavefronts, which are adjacent in the  $XOY$  frame, both sweep over the  $O'$ -observer at the same place ( $\Delta \mathbf{r}' = 0$ ). According to the phase invariance, we have  $|\omega'\Delta t' - \mathbf{k}' \cdot \Delta \mathbf{r}'| = |\omega'\Delta t'| = 2\pi$ , or  $\omega'(t'_2 - t'_1) = 2\pi$ . Thus we have the wave period in the  $X'O'Y'$  frame, given by  $T' = t'_2 - t'_1 = 2\pi/\omega'$  in terms of the definition

mentioned previously. Due to the time dilation, as seen in Sec. II, we have  $t_2 - t_1 = \gamma(t'_2 - t'_1) = \gamma(2\pi/\omega')$ . Inserting  $t_2 - t_1 = \gamma(2\pi/\omega')$  and  $T = 2\pi/\omega$  into Eq. (2), we have the Doppler formula for a plane wave [1], given by

$$\omega' = \omega\gamma(1 - \mathbf{n} \cdot \boldsymbol{\beta}). \quad (3)$$

If the wave propagation direction is reversed, the above Eq. (3) is still valid, as illustrated below. Suppose that, observed in the  $XOY$  frame at  $t = t_1$ , the  $O'$ -observer arrives at  $O'_1$  on the first wavefront, and at  $t = t_2$  the  $O'$ -observer arrives at  $O'_2$  on the second wavefront, as shown in Fig. 4. Considering that the wave propagation direction is reversed, we have  $t_2 = t_1 + (\lambda - O'_1O'_2 \cos\theta)/c$ . Inserting  $\lambda = cT$  and  $O'_1O'_2 = v(t_2 - t_1)$ , we obtain  $(t_2 - t_1)(1 - \boldsymbol{\beta} \cdot \mathbf{n}) = T$ , with  $\boldsymbol{\beta} \cdot \mathbf{n} = -\beta \cos\theta$ . Comparing with Eq. (2), we find that Eq. (3) must hold.

Because the reciprocity principle holds in special relativity, we may assume that the  $XOY$  frame moves at a velocity of  $\mathbf{v}' = -\mathbf{v}$  along the minus  $x'$ -direction, and the observer fixed at the origin  $O$  is moving. A similar derivation yields

$$\omega = \omega'\gamma'(1 - \mathbf{n}' \cdot \boldsymbol{\beta}'), \quad (4)$$

where  $\mathbf{n}' = \mathbf{k}'/|\mathbf{k}'|$  with  $|\mathbf{k}'| = \omega'/c$ ,  $\boldsymbol{\beta}' = -\boldsymbol{\beta}$  with  $\beta' = \beta$ , and  $\gamma' = \gamma$ .

Inserting Eq. (3) into Eq. (4), we obtain the formula for measuring aberration of light [1], given by

$$\boldsymbol{\beta}' \cdot \mathbf{n}' = \frac{\boldsymbol{\beta}^2 - \boldsymbol{\beta} \cdot \mathbf{n}}{1 - \boldsymbol{\beta} \cdot \mathbf{n}}, \quad (5)$$

or

$$\cos\phi' = \frac{\beta - \cos\phi}{1 - \beta \cos\phi} \quad (6)$$

where  $\phi$  is the angle between  $\boldsymbol{\beta}$  and  $\mathbf{n}$ , and  $\phi'$  is the one between  $\boldsymbol{\beta}'$  and  $\mathbf{n}'$ ; both limited in the range of  $0 \leq \phi, \phi' \leq \pi$ . Because of aberration of light,  $\phi + \phi' \leq \pi$  must hold and the equal sign is valid only for  $\beta = 0$ ,  $\phi = 0$  or  $\pi$ . Since no observers can identify whether the plane wave in free space is in motion or not, a light aberration is relative and it is convenient to use  $\phi + \phi'$  to measure the aberration. When  $\phi + \phi' = \pi$ , there is no aberration; when  $\phi + \phi' < \pi$ , there is an aberration. If the plane wave is thought to be fixed with  $XOY$  frame, then  $\pi - \phi'$  is the aberration angle when compared with  $\phi$  [1].

It should be emphasized that Eqs. (3)-(6) are independent of the choice of inertial frames, and the primed and unprimed quantities, as illustrated in Fig. 5, are exchangeable.

From Eqs. (3) and (4), we also have

$$\omega' = \omega \sqrt{\frac{1 - \beta \cos\phi}{1 - \beta \cos\phi'}} \begin{cases} > \omega, & \text{if } \phi' < \phi \\ = \omega, & \text{if } \phi' = \phi \\ < \omega, & \text{if } \phi' > \phi \end{cases} \quad (7)$$

From the above Eq. (7) we find  $\omega' = \omega$  when the two position angles are equal ( $\phi' = \phi$ ), which means that there is no frequency shift in such case although the light aberration must exist ( $\phi \neq \pi - \phi'$  for  $\phi' = \phi$  and  $\beta \neq 0$ ). Setting  $\phi = \phi'$  in Eq. (6), we obtain the condition for the zero shift, given by

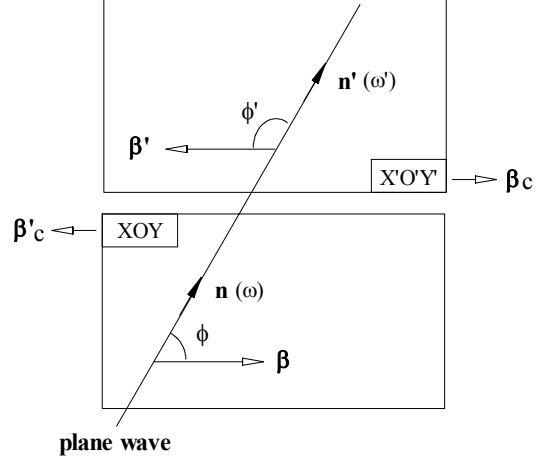


Fig. 5. A plane wave in free space observed in inertial frames  $XOY$  and  $X'O'Y'$  which are in relative motion.  $\boldsymbol{\beta}c$  is the velocity of  $X'O'Y'$  relative to  $XOY$ , and  $\boldsymbol{\beta}'c$  is the velocity of  $XOY$  relative to  $X'O'Y'$ .  $\mathbf{n}$  and  $\mathbf{n}'$  are the unit wave vectors, and  $\omega$  and  $\omega'$  are the frequencies, respectively measured in the two frames. Transverse Doppler effect: (a)  $\omega' = \gamma\omega$  and  $\cos\phi' = \beta$  for  $\phi = \pi/2$  in  $XOY$  frame; (b)  $\omega = \gamma\omega'$  and  $\cos\phi = \beta' = \beta$  for  $\phi' = \pi/2$  in  $X'O'Y'$  frame. Doppler zero-shift:  $\omega' = \omega$  at  $\phi' = \phi = \phi_{zs}$ .

$$\phi_{zs} = \cos^{-1} \sqrt{\frac{\gamma - 1}{\gamma + 1}}, \quad (0 \leq \beta < 1). \quad (8)$$

Note:  $\phi_{zs} < 0.5\pi$  holds for  $\beta \neq 0$ ,  $\phi_{zs} \approx 0.5(\pi - \beta)$  for  $\gamma \approx 1$  ( $\beta \ll 1$ ), and  $\phi_{zs} \approx (2/\gamma)^{1/2}$  for  $\gamma \gg 1$  ( $\beta \approx 1$ ). As a numerical example, the light aberration and Doppler effect are shown in Fig. 6 for  $\gamma = 10$  ( $\beta = 0.9950$ ), with the zero-frequency shift taking place at  $\phi = \phi_{zs} = 0.14\pi = 25.2^\circ$ , where the aberration reaches maximum [26].

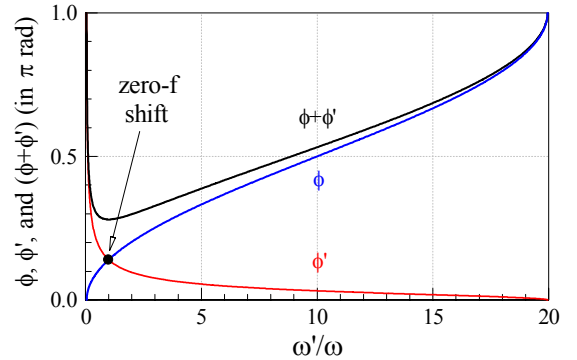


Fig. 6. Light aberration and Doppler frequency shift for a plane wave in free space observed in two inertial frames, which are in relative motion with a velocity of  $\boldsymbol{\beta}c$ .  $\phi + \phi' = \pi$  corresponds to no aberration. The zero-frequency-shift point  $\phi = \phi' = \phi_{zs}$  is marked with a solid dot, where  $\phi + \phi'$  reaches minimum, but maximum aberration.  $\omega'/\omega < 1$  for  $\phi < \phi_{zs}$ ,  $\omega'/\omega = 1$  for  $\phi = \phi_{zs}$ , and  $\omega'/\omega > 1$  for  $\phi > \phi_{zs}$ .

It should be noted that the phenomenon of relativistic zero-frequency shift, as shown above, is a result of the relativistic time-space concepts, and it occurs at the angle given by Eq. (8) which is a function of  $\beta$ . In the derivation of Eq. (3), we see



that the factor  $\gamma$  comes from the time dilation. Without this factor, the zero-frequency shift would always take place at  $\phi = \pi/2$ , independently of  $\beta$ , a classic transverse Doppler effect [3].

When the relativistic zero-frequency shift is applied to approximate analysis of one-way Doppler effect for a moving point light source [27], an important physical implication comes: an approaching light source does not only produce Doppler blue shift but also can cause Doppler red shift; in other words, a red shift is not necessarily to give an explanation that the light source is receding away, as illustrated in Fig. 7.

From Eq. (3), we obtain

$$\beta = \frac{\cos \phi \pm (\omega'/\omega) \sqrt{(\omega'/\omega)^2 - \sin^2 \phi}}{\cos^2 \phi + (\omega'/\omega)^2}, \quad (9)$$

where  $\omega'$  and  $\omega$  are, respectively, taken to be the frequencies of a light source and the observer, as shown in Fig. 7. For the relativistic Doppler effect, a given red shift with  $\omega'/\omega > 1$  may correspond to an infinite number of receding and approaching velocities. For example, a observed red shift with  $\omega'/\omega = 1.4$  can be explained to be the light source's receding away from the observer at a velocity of  $\beta c = 0.3243c$  with  $\phi = \pi$  (receding longitudinal Doppler effect), but also can be explained to be the light source's moving closer to the observer at a velocity of  $\beta c = 0.99937c$  with  $\phi = 0.1\pi$  ( $= 18^\circ$ ).

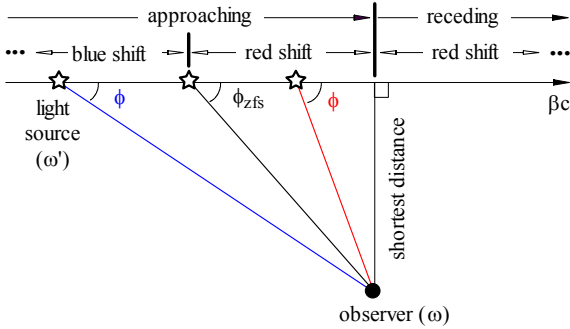


Fig. 7. Illustration of the existence of red shift for an approaching light source. Suppose that a light source with a frequency of  $\omega'$  moves relatively to the observer at  $\beta c$  and there is a zero-frequency-shift angle  $\phi_{zfs}$  for the observer.  $\omega > \omega'$  for  $\phi < \phi_{zfs}$  (blue shift), and  $\omega < \omega'$  for  $\phi > \phi_{zfs}$  (red shift). In the range of  $\phi_{zfs} < \phi < \pi/2$ , there is a region of approaching red shift, because the distance between the source and observer is reducing as the source moves.

As another approximation application, we can use Eq. (3) twice to obtain the double-Doppler-shift formula for detecting a moving target (Doppler radar principle) [8]. From the emitter's frequency  $\omega_{emt}$ , we have the target frequency  $\omega'_{target}$ , given by  $\omega'_{target} = \omega_{emt} \gamma (1 - \beta \cdot \mathbf{n}_{emt})$ . From the receiver's frequency  $\omega_{rcv}$ , we also have the target frequency, given by  $\omega'_{target} = \omega_{rcv} \gamma (1 - \beta \cdot \mathbf{n}_{rcv})$ . Eliminating  $\omega'_{target}$  we have the Doppler radar frequency-shift formula, given by

$$\omega_{rcv} = \omega_{emt} \frac{1 - \beta \cos \phi_{emt}}{1 - \beta \cos \phi_{rcv}}, \quad (10)$$

where  $\phi_{emt}$  ( $\phi_{rcv}$ ) is the angle made by  $\mathbf{n}_{emt}$  ( $\mathbf{n}_{rcv}$ ) with  $\beta$ , as shown in Fig. 8. From above, we have the longitudinal radar frequency shift [6,8]:  $\omega_{rcv} = \omega_{emt} (1 - \beta)/(1 + \beta)$  for receding targets ( $\phi_{emt} = 0$ ,  $\phi_{rcv} = \pi$ ), and  $\omega_{rcv} = \omega_{emt} (1 + \beta)/(1 - \beta)$  for approaching targets ( $\phi_{emt} = \pi$ ,  $\phi_{rcv} = 0$ ). There is no frequency shift ( $\omega_{rcv} = \omega_{emt}$ ) when  $\phi_{emt} = \phi_{rcv}$ .

The radar frequency shift is a classical phenomenon, because the emitter and the receiver are *both* at rest in the same lab frame. Thus we should be able to use the classical Eq. (2) to obtain Eq. (10), as shown below. From Eq. (2), we have the time difference for the two crest-wavefronts sweeping over the target, given by  $(t_2 - t_1)(1 - \mathbf{n}_{emt} \cdot \beta) = T_{emt}$ , with  $T_{emt} = 2\pi/\omega_{emt}$  the emitter's wave period. On the other hand, the moving target reflects the plane wave at  $t_1$  and  $t_2$  respectively. Conferring Fig. 4 and keeping it in mind that the distance between two crest-wavefronts observed at the same time is one wavelength, we have  $(t_2 - t_1)(1 - \mathbf{n}_{rcv} \cdot \beta) = T_{rcv}$ , with  $T_{rcv} = 2\pi/\omega_{rcv}$  the receiver's wave period. Eliminating  $(t_2 - t_1)$  we have Eq. (10).

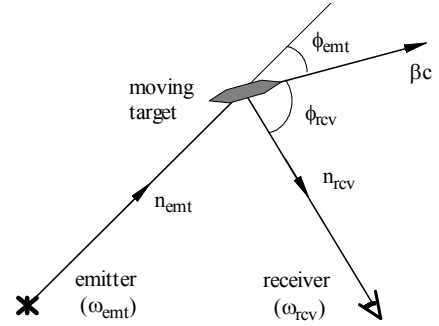


Fig. 8. Illustration of Doppler radar principle. The Doppler radar is a pure classical effect, because the emitter and receiver are both in the same lab frame.

#### IV. RELATIVISTIC DOPPLER FORMULA FOR A SPHERICAL WAVE

Einstein derived Lorentz transformation by use of a spherical wave and developed Doppler formula for a plane wave [1]. As we have known, there is no preferred inertial frame for a plane wave in free space, and all the wavefronts are congruent, namely coinciding exactly geometrically when superimposed. However for a spherical wave generated by a point light source, there is a preferred frame, in which all the spherical wavefronts take the point source as a common center, but they have different curvatures, depending on the distance away from the point source. Due to this difference, the Doppler formula for a spherical wave, as shown in this section, will be modified.

Suppose that a point light source fixed in  $X'O'Y'$  frame moves relatively to the observer fixed in  $XOY$  frame, as shown in Fig. 9. Observed in the  $XOY$  frame, the light source generates two consecutive crest-wavefronts at the times  $t = t_1$  and  $t_2$  respectively, with a separation of  $O'_1O'_2 = (t_2 - t_1)\beta c$ . The observer receives the two consecutive crest-signals at the different retarded times  $t_{1r} = t_1 + R_1/c$  and  $t_{2r} = t_2 + R_2/c$  at the same place, and the observed wave period is given by  $T = t_{2r} - t_{1r}$ . Observed in the light-source  $X'O'Y'$  frame, the time interval of the two consecutive crest-wavefronts, which are

generated in the same place, is the wave period, given by  $T' = t'_2 - t'_1$ . The time dilation effect leads to  $t_2 - t_1 = \gamma(t'_2 - t'_1) = \gamma T'$ . Thus we have

$$T = t_{2r} - t_{1r} = (t_2 - t_1) + (R_2 - R_1)/c. \quad (11)$$

Using sine theorem in Fig. 9, we obtain

$$\frac{R_1}{\sin(\pi - \phi_2)} = \frac{R_2}{\sin \phi_1} = \frac{O'_1 O'_2}{\sin(\phi_2 - \phi_1)}. \quad (12)$$

Taking advantage of Eq. (12) with  $O'_1 O'_2 = (t_2 - t_1)\beta c$  taken into account, from Eq. (11) we have

$$T = (t_2 - t_1) \left[ 1 - \beta \frac{\sin \phi_1 - \sin \phi_2}{\sin(\phi_1 - \phi_2)} \right]. \quad (13)$$

Inserting  $t_2 - t_1 = \gamma T'$  into above with  $T = 2\pi/\omega$  and  $T' = 2\pi/\omega'$  employed, we obtain the Doppler formula for a spherical wave generated by a point light source, given by

$$\omega' = \omega \gamma \left[ 1 - \beta \frac{\sin \phi_1 - \sin \phi_2}{\sin(\phi_1 - \phi_2)} \right], \quad (14)$$

where  $\phi_1$  and  $\phi_2$  are the position angles between the unit wave vector  $\mathbf{n}$  and the velocity  $\mathbf{v} = \beta c$  measured by the observer at  $t_{1r}$  and  $t_{2r} = t_{1r} + T$  respectively.

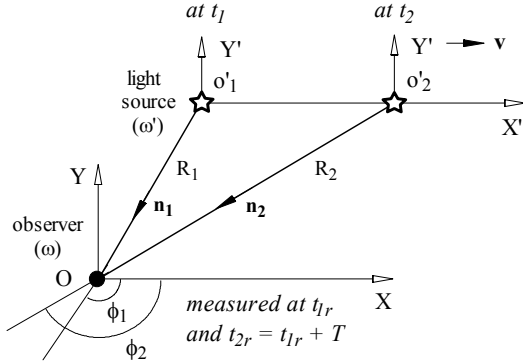


Fig. 9. A light source fixed in  $X'O'Y'$  frame moves relatively to the observer fixed in  $XOY$  frame at a velocity of  $\mathbf{v} = \beta c$  in the  $x$ -direction. Observed in the  $XOY$  frame, the light source generates two consecutive crest-wavefronts at  $t_1$  and  $t_2$  respectively, and the observer receives them at the retarded times  $t_{1r}$  and  $t_{2r}$ .

Due to the relativity of motion, we can take the light source to be at rest while the observer moves at a velocity of  $\mathbf{v}' = -\mathbf{v}$ , as shown in Fig. 10. Considering that  $T' = t'_2 - t'_1$ ,  $t'_1 = t'_{1r} - R'_1/c$ ,  $t'_2 = t'_{2r} - R'_2/c$ , and  $t'_{2r} - t'_{1r} = (t_2 - t_1)\gamma' = T\gamma'$  (time dilation), from a similar derivation we have

$$\omega = \omega' \gamma' \left[ 1 - \beta' \frac{\sin \phi'_1 - \sin \phi'_2}{\sin(\phi'_1 - \phi'_2)} \right], \quad (15)$$

where  $\phi'_1$  and  $\phi'_2$  are the position angles between the unit wave vector  $\mathbf{n}'$  and the velocity  $\mathbf{v}' = \beta' c = -\beta c$ , measured by an observer fixed with the light source at  $t'_1$  and  $t'_2 = t'_1 + T'$  respectively. Obviously, Eq. (14) and Eq. (15) reflects the principle of relativity.

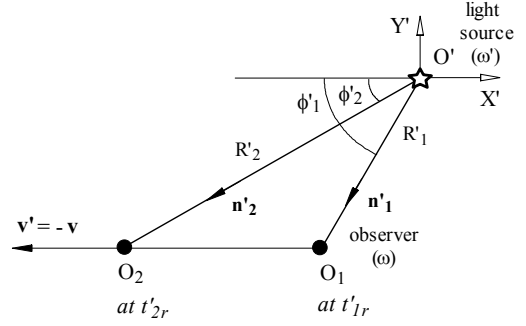


Fig. 10. The point light source fixed in  $X'O'Y'$  frame is at rest, while the observer moves at a velocity of  $\mathbf{v}' = -\mathbf{v}$  in the minus  $x$ -direction. Observed in the  $X'O'Y'$  frame, the light source generates two consecutive crest-wavefronts at  $t'_1$  and  $t'_2$  respectively, and the moving observer receives them at the retarded times  $t'_{1r}$  and  $t'_{2r}$ .

Now let's take a look of the relations between the point-source and plane-wave Doppler effects. (1) When setting  $\phi_1 = \phi_2 = 0$  or  $\pi$  in Eq. (14), we have  $\omega' = \omega \gamma (1 \mp \beta)$ , which means that the point source and the plane wave have the same *conventional* longitudinal Doppler effect. (2) Setting  $\phi_2$  to approach  $\phi_1$ , that is, the point source is set at infinity with respect to the observer, as supposed by Einstein [1], we obtain the Doppler formula for a plane wave, namely Eq. (3). Therefore, application of the plane-wave Doppler formula to analysis of a moving point light source is a good approximation when the observer is far away from the light source [27].

To better understand the properties of the point-source Doppler effect, let's make some approximation analysis. It is seen from Fig. 9 that,  $O'_1 O'_2 = \gamma T' \beta c = \gamma \beta \lambda'$  holds, with  $\lambda' = cT'$  the proper wavelength of the moving light source. For  $\gamma \beta \lambda' \ll R_1$ , Eq. (14) can be approximated as

$$\frac{\lambda}{\lambda'} \approx \gamma (1 - \beta \cos \phi) + D_p, \quad \text{with } \gamma \beta \lambda' \ll R \quad (16)$$

where  $R_1$  and  $\phi_1$  are, respectively, replaced by  $R$  and  $\phi$ , and

$$D_p = \frac{1}{2} \frac{\lambda'}{R} (\gamma \beta)^2 \sin^2 \phi. \quad (17)$$

Note that the first term in Eq. (16) plays a role like a plane wave and the second term  $D_p > 0$  is a red-shift modification caused by the point source, with  $D_p$  depending on the proper wavelength  $\lambda'$ .  $D_p = 0$  holds when  $\phi = 0$  or  $\pi$ , while  $D_p$  reaches maximum when  $\phi = \pi/2$ , suggesting that the transverse effect gets a maximum modification although the longitudinal effect is not affected, as mentioned above.

Physically, it is much easier to understand the relativistic effect when the Doppler formula is written in an approximate series of  $\beta \ll 1$  [28]. Setting  $\Delta \lambda \equiv \lambda - \lambda'$ , from Eq. (16) we obtain a further simplified expression for the point-source Doppler formula

$$\Delta \lambda \approx \lambda' \left[ (-\cos \phi) \beta + \left( \frac{1}{2} + \frac{1}{2} \frac{\lambda'}{R} \sin^2 \phi \right) \beta^2 \right]. \quad (18)$$

In the above, the  $\beta$ -coefficient  $(-\cos \phi)$  is the contribution of classical Doppler effect, while the  $\beta^2$ -coefficient is the one

of relativistic effect, which has two parts:  $\frac{1}{2}$  for a plane wave and  $\lambda' \sin^2 \phi / (2R)$  for a modification from the point source, both producing red shift. One of the ways to experimentally examine the relativistic effect is to determine the  $\beta^2$ -coefficient from a measured  $\Delta\lambda$ -vs- $\beta$  curve at a fixed  $\phi$  for moving radiating atoms with a known transition frequency [29-31].

From Eq. (18) we can see that, to observe the point-source red-shift effect, it is necessary to directly measure the frequency of moving radiating atoms (ions) in the transverse direction. Such effect cannot be measured in the experiments by longitudinal observations [29-35], and those without directly measuring the frequency of the light re-emitted by the moving atoms (ions) [36-40].

Probably, the point-source red-shift effect may qualitatively explain why the  $\beta^2$ -coefficient is apparently larger by transverse observation in the previously-published research works:  $0.498 \pm 0.025$  [30] and  $0.491 \pm 0.017$  [31] both by longitudinal observation, while  $0.52 \pm 0.03$  [41] by transverse observation (right angle), which is probably the only one so far, to our best knowledge.

It should be pointed out that, there is a “short-range” longitudinal Doppler effect for a moving point light source when the source is enough close to the observer ( $\gamma\beta\lambda' \geq R_1$ ) so that  $\phi_1 = 0$  and  $\phi_2 = \pi$  are valid in Eq. (14) (see Appendix A).

## V. CONCLUSIONS AND REMARKS

In this paper, a spherical-mirror light clock has been presented to re-examine the relativity of simultaneity, time dilation, and Lorentz contraction by making use of the invariance of event number, and intuitive approaches are proposed to analyze Doppler effect for a plane wave and a spherical wave under the unified definitions of wave period and frequency. (The period  $T$  is defined as the time interval between two consecutive crest-wavefronts received at the same place and the frequency is defined as  $\omega = 2\pi/T$ .)

We have clearly shown that there is a phenomenon of relativistic zero-frequency shift for a plane wave in free space, observed in two inertial frames in relative motion, and the relativistic zero-shift takes place at a maximum aberration of light. Under this zero-shift condition, observed in the two frames respectively, the electric or magnetic field amplitudes of the plane wave are equal [27], and the plane wave is “completely symmetric” with respect to the two frames. Since the zero-shift angle is only dependent on the relative velocity [see Eq. (8)], the zero-shift phenomenon also can be stated in a more general way: For any plane wave in free space, there are infinite pairs of inertial frames of relative motion, in each of which the observed frequencies and field amplitudes are the same. This fundamental result may provide an alternative way to experimentally examine the principle of relativity [27], and might have a significant application in astrophysics (see Appendix B).

By means of a direct approach, we have derived the Doppler formula for a point light source or a spherical wave, which, to our best knowledge, has never been reported. There are two points that should be noted. (1) The point-source Doppler formula contains an additional red-shift effect and a “short-range” longitudinal effect. (2) This formula is reduced into the one for a plane wave when the observer is far away from the

source, which provides a strong justification for applying the plane-wave Doppler formula to analysis of frequency shift from a moving point light source [27,42].

It should be emphasized that, there are some important differences between a plane wave and a spherical wave. (1) The plane wave has no preferred frame and all the wavefronts are congruent, while the spherical wave has a preferred frame, in which all the wavefronts have the same center but different curvatures; (2) for a plane wave, observed in any given inertial frame, the wave vector and frequency are the same everywhere, while for a spherical wave, observed in a frame moving relatively to the point source, the wave vector and frequency depend on the location and time; (3) for a plane wave the wave four-vector follows Lorentz transformation [25], while for a spherical wave the “wave four-vector” does not. Nevertheless the use of relativity principle is the same in the derivations of Doppler formulas: The wave-crest at a time-space point in a given inertial frame is always a wave-crest observed in any frames at the same time-space point (invariance of phase), and the wave-crest point always moves along its wave vector at the light speed (constancy of the light speed). In principle, two consecutive observations are needed to determine the wave period; however, for a plane wave the wave vector is identical everywhere and only one is enough, but for a spherical wave both the two are generally necessary.

Traditionally, it has been generally understood for the principle of relativity that the mathematical equations expressing the laws of nature must be invariant in form under the Lorentz transformation (Lorentz invariance), and they must be Lorentz scalars, four-vectors, or four-tensors [3,25]; in other words, if the mathematical equations do not follow the Lorentz transformation, they will violate the relativity principle. However this is not true. For example, as mentioned above, the “wave four-vector” of the spherical wave does not follow the Lorentz transformation (namely the Doppler formula for a moving point light source intrinsically breaks the Lorentz invariance [43]), but it really is a strict result of the relativity principle [confer Figs. 9 and 10, and Eqs. (14) and (15)]. From this we may conclude that, the relativity principle does require that the time-space coordinates follow Lorentz transformation [1], but it does not require all the mathematical equations, which express the laws of nature, to follow the Lorentz transformation. In other words, if a physical law follows Lorentz transformation, then it must be invariant in form in all inertial frames [1,3,25]; however, if a physical law is invariant in form, it does not necessarily have to follow the Lorentz transformation, because the principle of relativity allows the existence of such intrinsic Lorentz violation [43-52].

Theoretically the Doppler formula for a moving point light source may have some great potential significance. (1) It clearly exposes in a primary, easy-to-understand level that the principle of relativity (including constancy of light speed) and the Lorentz invariance are not equivalent, which might be a signal of new physics. (2) It indicates at what scale the intrinsic breaking of Lorentz invariance could be observed, helping in providing a guide for experimental test. Such a test could lead to a surprising prediction that the energy of a photon may not always

keep constant in propagation (see Appendix C for a suggested conceptual experimental scheme).

### ACKNOWLEDGMENT

The author would like to thank Dr. Andrew M. Sessler of LBNL for his reading through the paper.

### APPENDIX A: SHORT-RANGE LONGITUDINAL DOPPLER EFFECT

In this Appendix, we will show that, there is a “short-range” longitudinal Doppler effect for a spherical wave when the point light source is so close to the observer that  $\phi_1 = 0$  and  $\phi_2 = \pi$  hold in Eq. (14).

As shown in Fig. A1, the point light source emits the first and second crest-wavefronts at  $(t_1, O'_1)$  and  $(t_2, O'_2)$  respectively, with  $O'_1 O'_2 = (t_2 - t_1)\beta c = \gamma T' \beta c = \gamma \beta \lambda'$ . When  $O'_1$  and  $O'_2$  both fall between  $A$  and  $B$ , with  $AO = OB = O'_1 O'_2$  ( $\phi_1 = 0$  and  $\phi_2 = \pi$ ), we have

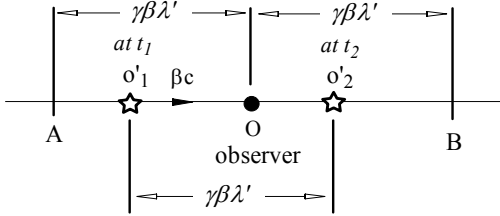


Fig. A1. Illustration of short-range longitudinal Doppler effect. When  $O'_1$  and  $O'_2$  both fall between  $A$  and  $B$ , we have  $1 > \xi > -1$  holding; otherwise,  $\xi = 1$  for both  $O'_1$  and  $O'_2$  on the left of  $O$ , and  $\xi = -1$  for both  $O'_1$  and  $O'_2$  on the right of  $O$ .

$$\xi = \frac{\sin \phi_1 - \sin \phi_2}{\sin(\phi_1 - \phi_2)} = 2 \frac{O'_1 O}{AO} - 1. \quad (\text{A1})$$

Accordingly, we have three cases for the longitudinal Doppler effect in Eq. (14). (i) Up-shift effect:  $\omega = \omega'[(1 + \beta)/(1 - \beta)]^{1/2}$  for  $\xi = 1$ , with both  $O'_1$  and  $O'_2$  on the left of  $O$  ( $\phi_1 = \phi_2 = 0$ ). (ii) Short-range effect:  $\omega = \omega'/[\gamma(1 - \beta\xi)]$  for  $1 > \xi > -1$ , with both  $O'_1$  and  $O'_2$  between  $A$  and  $B$  ( $\phi_1 = 0$  and  $\phi_2 = \pi$ ). (iii) Down-shift effect:  $\omega = \omega'[(1 - \beta)/(1 + \beta)]^{1/2}$  for  $\xi = -1$ , with both  $O'_1$  and  $O'_2$  on the right of  $O$  ( $\phi_1 = \phi_2 = \pi$ ).

The zero-shift condition in such a case can be obtained by solving  $\gamma(1 - \beta\xi) = 1$ . With  $\xi = (\gamma - 1)^{1/2}(\gamma + 1)^{-1/2}$  inserted into Eq. (A1) we have

$$\frac{O'_1 O}{AO} = \frac{1}{2} \left( 1 + \sqrt{\frac{\gamma - 1}{\gamma + 1}} \right). \quad (\text{A2})$$

In other words, the time interval of the observer's receiving two consecutive crest-wavefronts emitted at  $O'_1$  and  $O'_2$ , which satisfy the above Eq. (A2), is equal to the proper time interval, namely  $t_{2r} - t_{1r} = t'_2 - t'_1$  or  $T = T'$ .

For the short-range Doppler effect produced when the point source moves from  $A$  to  $B$ , the measured frequency versus the source frequency varies continuously in the range of

$$\sqrt{\frac{1 + \beta}{1 - \beta}} > \frac{\omega}{\omega'} > \sqrt{\frac{1 - \beta}{1 + \beta}}. \quad (\text{A3})$$

As it is well known from university physics textbooks [17-22], for a moving point light source there is a jump between the longitudinal Doppler up- and down-shifts calculated from Eq. (3) [1], while they are continuous from Eq. (14). That is because Eq. (3) is only applicable to the case where the observer is far away from the source. For example, when the observer overlaps with the point source, Eq. (3) cannot give a determinate value due to the indetermination of  $\phi$ , while Eq. (14) gives a unique value,  $\omega = \omega'[(1 - \beta)/(1 + \beta)]^{1/2}$ , with  $\phi_2 = \pi$ , leading to  $\xi = -1$ , no matter what  $\phi_1$  is.

The short-range longitudinal Doppler effect might have some potential applications. For example, a modulated electron bunch in free-electron lasers behaves as a moving light source [27], and based on the short-range effect, the bunch could be used to produce high-power wideband sweep-frequency output.

### APPENDIX B: ILLUSTRATIVE EXAMPLE FOR RED SHIFT FROM DISTANT GALAXIES APPROACHING

Doppler effect is often used for studying motions of celestial bodies, and the Doppler zero shift might have an important application in astrophysics. For example, it is well recognized that light from most galaxies is Doppler-red-shifted, which is usually explained in university physics textbooks to be these galaxies' moving *away from us* [22]. Since there may be a relativistic red shift for a light source to move *closer to us*, the above explanation probably should be revised. To show this, an illustrative example is given below.

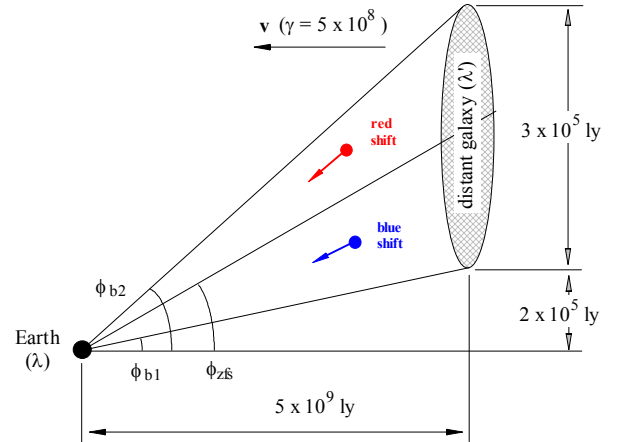


Fig. B1. Illustration for the coexistence of red shift and blue shift from a distant galaxy approaching Earth at a nearly light speed ( $\gamma = 5 \times 10^8$ ). The oblate revolution-ellipsoid galaxy has a radius of  $1.5 \times 10^5$  light years and is about  $5 \times 10^9$  light years away from the Earth (dimensions not scaled). All the electromagnetic radiations with red and blue shifts are distributed within a small angle of  $\phi_{b2} - \phi_{b1} \approx 0.6 \times 10^{-4}$  rad, with  $\lambda/\lambda' \approx (\phi/\phi_{fs})^2$ , and a  $0.5\text{-}\mu\text{m}$ -wavelength visible light from the galaxy is detected on Earth as wideband radiations from  $1.25\text{ }\mu\text{m}$  (near infrared) to  $0.2\text{ }\mu\text{m}$  (ultraviolet radiation). Necessary condition for red-shift-for-approaching observation:  $\phi_{b2} > \phi_{fs}$ .



Suppose that a distant galaxy, which has a shape of oblate ellipsoid with a dimension of  $3 \times 10^5$  light years and is  $5 \times 10^9$  light years away, moves towards Earth at a nearly light speed ( $\gamma = 5 \times 10^8$ ), as shown in Fig. B1. All the electromagnetic radiations observed on the Earth are distributed within a small angle of  $\phi_{b2} - \phi_{b1} \approx 0.6 \times 10^{-4}$  rad, with  $\phi_{b1} \approx 0.4 \times 10^{-4}$  rad and  $\phi_{b2} \approx 10^{-4}$  rad. As shown in Sec. IV, the Doppler formula for a plane wave [1] is a good approximation when the observer is far away from a moving source. From Eq. (3), for  $\gamma \gg 1$  and  $\phi \approx 0$  we have a simplified Doppler formula for the plane wave, given by

$$\frac{\lambda}{\lambda'} \approx \frac{1 + \gamma^2 \phi^2}{2\gamma}, \quad (\gamma \gg 1 \text{ and } \phi \approx 0) \quad (\text{B1})$$

where  $\lambda$  is the wavelength observed on Earth, and  $\lambda'$  is the radiation wavelength of the galaxy. For  $\gamma \phi_{b1} \gg 1$ ,  $\gamma \phi_{b1}^2/2 < \lambda/\lambda' < \gamma \phi_{b2}^2/2$  holds. The zero-shift angle is given by  $\phi_{zfs} \approx (2/\gamma)^{1/2} \approx 0.63 \times 10^{-4}$  rad. In the blue-shift regime ( $\phi_{b1} \leq \phi < \phi_{zfs}$ ), we have  $0.4 < \lambda/\lambda' < 1$ , and in the red-shift regime ( $\phi_{zfs} < \phi \leq \phi_{b2}$ ), we have  $1 < \lambda/\lambda' < 2.5$ . Thus, a 0.5- $\mu\text{m}$ -wavelength visible light (2.5-eV photon energy) from the galaxy is detected on Earth as wideband radiations, ranging from 1.25  $\mu\text{m}$  (1-eV near infrared) to 0.2  $\mu\text{m}$  (6.25-eV ultraviolet radiation).

The above illustrative example indicates that the red-shifted radiations will be observed when a distant galaxy approaches us in an extremely high speed, and because of  $(\lambda/\lambda')_{\max} \approx \gamma \phi_{b2}^2/2$ , the red shift increases as the increasing speed of the approaching galaxy. However the conventional understanding of the red shift has neglected this significant basic result of the special relativity.

### APPENDIX C: SUGGESTED SCHEME OF EXPERIMENT FOR POINT-SOURCE DOPPLER EFFECT

Laser saturation spectroscopy has been successfully used to confirm Einstein's Doppler formula with unprecedented precision, as reported in previously-published research works [35,38,39]. In the experiments by the authors, the frequencies of two anti-parallel propagating lasers are adjusted to reach Doppler-resonance with the transition frequency of moving ions. But the frequency of the light emitted by the ions is not measured in the transverse direction, as stated in the Comment [40], although they put a recording of the number of photons to monitor Lamb dip. Based on their experiments, a conceptual scheme to experimentally test the Doppler formula for a moving point light source is proposed here, as shown in Fig. C1.

It is seen from Fig. 1C that, the frequency of fluorescent light emitted by the moving ions, which correspond to identical point light sources, are measured in two symmetric transverse directions, with one transverse distance larger than the other. From Eq. (18), the Doppler shift formula in such a case is given by

$$\Delta\lambda \approx \lambda_0 \left( \frac{1}{2} + \frac{1}{2} \frac{\lambda_0}{R_\perp} \right) \beta^2, \quad \text{with } \beta \lambda_0 \ll R_\perp \quad (\text{C-1})$$

where  $\beta < 1$ ,  $\Delta\lambda \equiv \lambda - \lambda_0$  with  $\lambda_0$  the ion transition wavelength (namely point-source proper wavelength) and  $\lambda$  the measured wavelength in the transverse direction, and  $R_\perp$  is the

transverse distance, as shown in Fig. 1C. The term  $\lambda_0/(2R_\perp)$  is resulting from the point-source red-shift modification, as indicated in Sec. IV, and the shift  $\Delta\lambda$  is reduced as the increase of  $R_\perp$ . If  $\lambda_1 < \lambda_2$  is observed for  $R_{\perp 1} > R_{\perp 2}$ , then the point-source red-shift effect, or the intrinsic Lorentz violation will be confirmed, qualitatively at least.

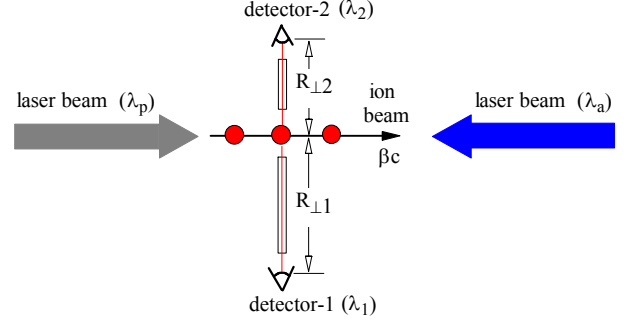


Fig. C1. Conceptual experimental scheme to test Doppler formula for a moving point light source by laser saturation spectroscopy. Two anti-parallel propagating lasers with wavelengths  $\lambda_p$  and  $\lambda_a$  are adjusted to reach resonance with a moving ion beam so that the transition wavelength  $\lambda_0 = (\lambda_p \lambda_a)^{1/2}$ . The frequency of fluorescent light emitted by the ions is observed in two symmetric transverse directions with different distances,  $R_{\perp 1}$  and  $R_{\perp 2}$  respectively, and with measured wavelengths  $\lambda_1$  and  $\lambda_2$ .

It is worthwhile to point out that in the laser saturation spectroscopy, no matter whether one transition [35,39] or two transitions [38] are driven, the Doppler effect is confirmed for the moving ion as an observer who takes the light from lasers to be “local plane waves”, because the ion’s dimension is much smaller than the laser-beam size; the very ion-observer tells the experimenter what the lasers’ frequency is, that he observed. To verify the point-source Doppler effect, a direct measurement of the light emitted by the moving ion is required, namely the experimenter must be “a real observer”.

A striking prediction of Eq. (C-1) is that the observed frequency (energy) of photons emitted by moving ions changes with the transverse distance  $R_\perp$ , which challenges the completeness of existing quantum theory of light.

The point-source effect should also exist in the classical Doppler effect for acoustic sound wave, which is probably much easier to make an experimental test, as shown in Fig. C2. In such a case where the source is in motion while the observer is at rest, Eq. (C-1) becomes

$$\frac{\lambda_s - \lambda_{s0}}{\lambda_{s0}} \approx \frac{1}{2} \frac{\lambda_{s0}}{R_\perp} \beta_s^2, \quad \text{with } \beta_s \lambda_{s0} \ll R_\perp \quad (\text{C-2})$$

where  $\lambda_{s0}$  is the wavelength of the rest sound source,  $\lambda_s$  is the observed wavelength, and  $\beta_s = v_s/v_{sw}$  with  $v_s$  the velocity of the moving point sound source and  $v_{sw}$  the speed of sound wave. Note that  $\beta_s \ll 1$  is not required in Eq. (C-2), and theoretically  $[(\lambda_s - \lambda_{s0})/\lambda_{s0}]_{\max} = \beta_s$  exactly holds at  $R_\perp = 0$ .

As we know, the transverse Doppler shift is zero for a *plane sound wave* (or observed at  $R_\perp \rightarrow \infty$ ), and the point-source effect will be confirmed if a non-zero shift given by Eq. (C-2) is observed. As a specific example, let’s take  $v_{sw} = 340$  m/s,  $v_s = 100$  m/s,  $\lambda_{s0} = 1.7$  m (200 Hz), and  $R_\perp = 3.4$  m, with  $\beta_s \approx 0.29$

and  $\beta_s \lambda_{s0}/R_\perp \approx 0.15 \ll 1$  marginally satisfied, and we have  $(\lambda_s - \lambda_{s0})/\lambda_{s0} \approx 2.2\%$ .

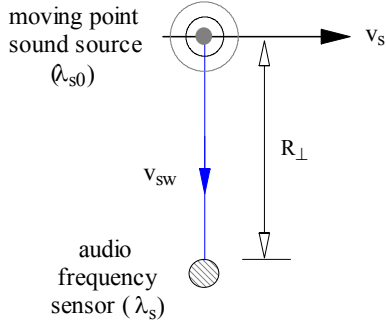


Fig. C2. Experimental scheme for a moving point sound source to test transverse Doppler effect. The point-source effect predicts a non-zero transverse shift given by Eq. (C-2).

## REFERENCES

1. A. Einstein, Zur Elektrodynamik bewegter Körper, *Ann. Phys., Lpz.* **17**, 891 (1905); English version, "On the Electrodynamics of Moving Bodies," <http://www.fourmilab.ch/etexts/einstein/specrel/www/>. Uniform plane waves and point-source generated spherical waves propagate in free space without any dispersion, and the definition of light speed is unquestionable. Einstein derived Lorentz transformation by use of a spherical wave and developed Doppler formula for a plane wave. However, it should be noted that no dispersive waves (a Gaussian laser beam, for example) can be used to theoretically derive fundamental results of relativity, including Doppler formulas, because their phase velocity and group velocity (or energy velocity) are not equal, leading to a controversial definition of light speed, and thus how to use the Einstein's second postulate is questionable.
2. A. Einstein, *Relativity: The Special and General Theory*, Translated by R. W. Lawson, (Methuen & Co. Ltd, London, 1920).
3. J. D. Jackson, *Classical Electrodynamics*, (Wiley, New York, 1975).
4. N. David Mermin, "Relativity without light," *Am. J. Phys.* **52**, 119–124 (1984).
5. B. Coleman, "A dual first-postulate basis for special relativity," *Eur. J. Phys.* **24**, 301–313 (2003).
6. M. Moriconi, "Special theory of relativity through the Doppler Effect," *Eur. J. Phys.* **27**, 1409–1423 (2006).
7. A. Peres, "Relativistic telemetry," *Am. J. Phys.* **55**, 516–519 (1987).
8. T. M. Kalotas and A.R. Lee, "A 'two line' derivation of the relativistic longitudinal Doppler formula," *Am. J. Phys.* **58**, 187–188 (1990).
9. David Kutliroff, "Time dilation derivation," *Am. J. Phys.* **31**, 137 (1963).
10. W. Rindler, "World's fastest way to the relativistic time-dilation formula," *Am. J. Phys.* **35**, 1165 (1967).
11. E. Eriksen, "On a thought experiment in relativity," *Am. J. Phys.* **41**, 123–124 (1973).
12. David Park, "Derivation of the Lorentz transformations from gedanken experiments," *Am. J. Phys.* **42**, 909–910 (1974).
13. Leo Karlov, "Paul Kard and Lorentz-free special relativity," *Phys. Educ.* **24**, 165–168 (1989).
14. J.-M. Lévy, "A simple derivation of the Lorentz transformation and of the accompanying velocity and acceleration changes," *Am. J. Phys.* **75**, 615–618 (2007).
15. Olivia Levrini and Andrea A. diSessa, "How students learn from multiple contexts and definitions: Proper time as a coordination class," *Phys. Rev. ST Phys. Educ. Res.* **4**, 010107 (2008).
16. Sadri Hassani, "A heuristic derivation of Minkowski distance and Lorentz transformation," *Eur. J. Phys.* **55**, 516–519 (2008).
17. R. P. Feynman, R. B. Leighton, and M. Sands, *Feynman Lectures on Physics*, (Addison-Wesley, New York, 1964), Vol. 1, Chap. 15.
18. E. E. Anderson, "Introduction to modern physics," (New York, Saunders College Publishing, 1982).
19. R. Wolfson and J. M. Pasachoff, *Physics extended with modern physics*, (London, Foresman and Company, 1989).
20. H. Benson, *University physics*, (New York, John Wiley & Sons, 1991).
21. R. A. Serway and J. W. Jewett, *Physics for scientists and engineers*, 6<sup>th</sup> Edition, (Cole, Thomson Brooks, 2004).
22. H. D. Young, R. A. Freedman, A. L. Ford, *University physics with modern physics*, 12<sup>th</sup> edition, (New York, Pearson Addison Wesley, 2008).
23. M. Fernandez Guasti and C. Zagoya, "How to obtain the Lorentz space contraction formula for a moving rod from knowledge of the positions of its ends at different times," *Eur. J. Phys.* **30**, 253–258 (2009).
24. R. L. Finney, G. B. Thomas, F. Demana, and B. K. Waits, *Calculus: graphical, numerical, algebraic*, (Addison-Wesley Publishing Company, Inc., New York, 1994).
25. W. Pauli, *Theory of relativity*, translated from the German by G. Field, (Pergamon Press, London, 1958).
26. If using  $\omega/\omega'$  to replace  $\omega'/\omega$  for the abscissa in Fig. 6, then the  $\phi$ -plot becomes  $\phi'$ -plot and the  $\phi'$ -plot becomes  $\phi$ -plot, with  $(\phi + \phi')$ -plot unchanged.
27. Changbiao Wang, "The relativistic Doppler effect: when a zero frequency shift or a red shift exists for sources approaching the observer," *Ann. Phys. (Berlin)* **523**, 239–246 (2011), <http://onlinelibrary.wiley.com/doi/10.1002/andp.201000099/abstract>; <http://arxiv.org/abs/1006.4407>
28. A. Einstein, "On the possibility of a new test of the relativity principle," *Annalen der Physik* **23**, 197 (1907).
29. H. E. Ives and G. R. Stilwell, "An experimental study of the rate of a moving clock," *J. Opt. Soc. Am.* **28**, 215 (1938).
30. H. I. Mandelberg and L. Witten, "Experimental verification of the relativistic Doppler effect," *J. Opt. Soc. Am.* **52**, 529 (1962).
31. A. Olin, T. K. Alexander, O. Häusser, A. B. McDonald, G. T. Ewan, "Measurement of the Relativistic Doppler Effect Using 8.6-MeV Capture  $\gamma$  Rays," *Phys. Rev. D* **8**, 1633 (1973).
32. G. Otting, "Der quadratische Dopplereffekt," *Physik. Zeitschr.* **40**, 681 (1939).
33. M. Kaivola, O. Poulsen, E. Riis, and S. A. Lee, "Measurement of the Relativistic Doppler Shift in Neon," *Phys. Rev. Lett.* **54**, 255 (1985).
34. P. Juncar, C. R. Bingham, J. A. Bounds, D. J. Pegg, H. K. Carter, R. L. Mlekodaj, and J. D. Cole, "New Method to Measure the Relativistic Doppler Shift: First Results and a Proposal," *Phys. Rev. Lett.* **54**, 11 (1985).
35. G. Saathoff, S. Karpuk, U. Eisenbarth, G. Huber, S. Krohn, R. Muñoz Horta, S. Reinhardt, D. Schwalm, A. Wolf, and G. Gwinner, "Improved Test of Time Dilation in Special Relativity," *Phys. Rev. Lett.* **91**, 190403 (2003).
36. D. W. MacArthur, K. B. Butterfield, D. A. Clark, J. B. Donahue, P. A. M. Gram, H. C. Bryant, C. J. Harvey, W. W. Smith, and G. Comtet, "Test of the special-relativistic Doppler formula at  $\beta = 0.84$ ," *Phys. Rev. Lett.* **56**, 282 (1986).
37. R. W. McGowan, D. M. Giltner, S. J. Sternberg, and S. A. Lee, "New measurement of the relativistic Doppler shift in neon," *Phys. Rev. Lett.* **70**, 251 (1993).

38. C. Novotny, G. Huber, S. Karpuk, S. Reinhardt, D. Bing, D. Schwalm, A. Wolf, B. Bernhardt, T. W. Hänsch, R. Holzwarth, G. Saathoff, Th. Udem, W. Nörtershäuser, G. Ewald, C. Geppert, T. Kühl, T. Stöhlker, and G. Gwinner, "Sub-Doppler laser spectroscopy on relativistic beams and tests of Lorentz invariance," *Phys. Rev. A* **80**, 022107 (2009).
39. S. Reinhardt, G. Saathoff, H. Buhr, L. Carlson, A. Wolf, D. Schwalm, S. Karpuk, C. Novotny, G. Huber, M. Zimmermann, R. Holzwarth, T. Udem, T. W. Hänsch, and G. Gwinner, "Test of relativistic time dilation with fast optical atomic clocks at different velocities," *Nature Phys.* **3**, 861 (2007).
40. G. Saathoff, S. Reinhardt, R. Holzwarth, T.W. Hänsch, Th. Udem, D. Bing, D. Schwalm, A. Wolf, S. Karpuk, G. Huber, C. Novotny, B. Botermann, C. Geppert, W. Nörtershäuser, T. Kühl, T. Stöhlker, and G. Gwinner, "Comment on: 'Lorentz violation in high-energy ions' by Santosh Devasia," *Eur. Phys. J. C* **71**, 1596 (2011).
41. D. Hasselkamp, E. Mondry, and A. Scharmann, "Direct observation of the transversal Doppler-shift," *Z. Physik A* **289**, 151 (1979).
42. Y. I. Hovsepyan, "Some notes on the relativistic Doppler effect," *Physics Uspekhi* **41**, 941 (1998).
43. **Note:** The term "intrinsic breaking of Lorentz invariance" or "intrinsic Lorentz violation" used in this paper means that a physical law does not follow Lorentz transformation, but it is consistent with the principle of relativity, while the "breaking of Lorentz symmetry" or "Lorentz violation", widely used in the literature, Refs. 38-40 and 44-52 for example, means that physical laws have deviations from the principle of relativity, namely equality and fairness of physical laws do not hold.
44. M. Pospelov and M. Romalis, "Lorentz invariance on trial," *Physics Today* July, 41 (2004).
45. R. Bluhm, "Breaking Lorentz symmetry," *Physics World*, March 2004.
46. Q. G. Bailey, "Catching relativity violations with atoms," *Physics* **2**, 58 (2009).
47. K-Y Chung, S-W Chiow, S. Herrmann, S. Chu, and H. Müller, "Atom interferometry tests of local Lorentz invariance in gravity and electrodynamics," *Phys. Rev. D* **80**, 016002 (2009).
48. S. Devasia, "Lorentz violation in high-energy ions," *Eur. Phys. J. C* **69**, 343 (2010).
49. A. Sfarti, "Comment on 'Lorentz violation in high-energy ions' by Santosh Devasia," *Eur. Phys. J. C* **71**, 1540 (2011).
50. V. A. Kostelecky and N. Russell, "Data table for Lorentz and *CPT* violations," *Rev. Mod. Phys.* **83**, 11 (2011).
51. V. A. Kostelecky and S. Samuel, "Spontaneous breaking of Lorentz symmetry in string theory," *Phys. Rev. D* **39**, 683 (1989).
52. C. D. Lane, "Probing Lorentz violation with Doppler-shift experiments," *Phys. Rev. D* **72**, 016005 (2005).