

Relativistic zero-frequency shift and short-range longitudinal Doppler effect

Changbiao Wang

ShangGang Group, 70 Huntington Road, Apartment 11, New Haven, CT 06512, USA

The basic results of special relativity are re-examined in a direct approach without making use of Lorentz transformation. A spherical-mirror light clock is presented to show the relativity of simultaneity, time dilation, and Lorentz contraction by use of the constancy of light speed and the invariance of event number. It is shown that, for any plane wave in free space there are infinite pairs of inertial frames of relative motion, in each of which the observed frequencies are the same (relativistic zero-frequency shift). The Doppler formula for a moving point light source is derived; this formula exhibits an unconventional “short-range” longitudinal Doppler effect when the observer is close to the source, while it is reduced into the one for a plane wave when the observer is far away from the source. It is indicated for the first time that, the principle of relativity does not require all the mathematical equations, which express the laws of nature, to follow Lorentz transformation, although it does require that the time-space coordinates must follow the Lorentz transformation.

PACS numbers: 03.30.+p, 03.50.De, 01.40.gf, 01.40.gb

Key words: special relativity, zero-frequency shift, Doppler effect

Email address: changbiao_wang@yahoo.com

I. INTRODUCTION

Principle of relativity and constancy of the light speed in free space are the two basic postulates of the special theory of relativity [1,2]. A uniform plane electromagnetic wave, which is a fundamental solution to Maxwell equations, propagates at the light speed in all directions [3]. No observers can identify whether this plane wave is in motion or not, although its frequency, propagation direction, and field strength can be measured. Consequently, when directly applying the relativity principle to Maxwell equations, one may find that the light speed must be the same in all inertial frames of reference, in other words, the covariance of Maxwell equations requires the constancy of light speed. Thus Einstein’s second postulate is actually included in the first one [4-7].

Fundamental relativistic time-space consequences such as the relativity of simultaneity, time dilation, Lorentz contraction, and Doppler frequency shift for a plane wave can be derived by making use of Lorentz transformation of time-space coordinates [1], a standard analytical approach. However an approach without using the Lorentz transformation often provides an intuitive and deep understanding of the principle of relativity, and it has been arousing an extensive interest [6-16]. But more importantly, not all basic results of the special relativity can be directly obtained from the Lorentz transformation, such as the Doppler formula for a spherical wave, as shown in the paper, which is generated from a moving point light source.

Usually, the thought experiments for the relativity of simultaneity, time dilation, and Lorentz contraction are designed separately. Einstein’s train is a well-known example to show the relativity of simultaneity [2]. Time dilation can be derived from the covariance of longitudinal Doppler shift [6]. But the simplest derivation for the time dilation is from a thought experiment of known as “light clock” which consists of a pair of plane plates as mirrors [14-16]. This thought experiment probably independently originated from a number of scientists [9,10,17] and it is widely presented in textbooks [17-22].

According to the original definition, Lorentz contraction is observed by measuring the positions of the two endpoints of a moving rod at the *same* time (simultaneous measurement) [1]; however, it also can be obtained by measuring the two endpoints at *different* times (non-simultaneous measurement) [23]. Based on the covariance of the change of a moving rod length, Karlov presented an interesting Kard-derivation for Lorentz contraction with a simultaneous measurement used [13]. When using the time dilation in place of the length covariance, the derivation becomes simpler [14,22], and even much simpler when a non-simultaneous measurement is used [19-21].

There are a lot of derivations for longitudinal one-way-Doppler formula without making use of Lorentz transformation [6-8,20,22], in which an emitter-receiver model is usually used. The derivations can be divided into two main kinds: (a) directly taking advantage of time dilation [20,22], and (b) using the covariance of frequency shift in place of the time dilation and then comparing with the double-Doppler-shift formula that is obtained from a classical way for a stationary light source [7,8] or for a moving light source [6]. When the longitudinal and transverse effects are both included, a time-differentiation Doppler formula has been derived [7], which, however, does not directly show a frequency shift. On the one hand, the position angle in the obtained formula is implicitly a function of the time [7], but on the other hand, the period of a light wave has a *finite time length*, no matter how small its wavelength is; thus resulting in some extent of ambiguity about how to convert the *differentiation-time* intervals into wave periods (frequencies).

In this paper, a spherical-mirror light clock is presented to show all the relativity of simultaneity, time dilation, and Lorentz contraction in the same thought experiment by use of the constancy of light speed and the invariance of event number. Without making use of Lorentz transformation, an intuitive approach is proposed to derive relativistic Doppler formula for a uniform plane wave, as well as a spherical wave that is generated by a moving point light source. A less-known

phenomenon of “relativistic zero-frequency shift” and an unconventional “short-range” longitudinal Doppler effect are investigated and analyzed.

II. A SPHERICAL LIGHT-CLOCK THOUGHT EXPERIMENT

In this section, a thought experiment, in which a light clock has a spherical mirror with a proper radius of R_0 (see Fig. 1), is presented to show the relativity of simultaneity, time dilation, and Lorentz contraction. Suppose that a flash of light is emitted at the center O' of the mirror. All the rays in different directions reach different locations of the mirror surface at the same time, observed by the O' -observer, and they are returned to the center also at the same time. The emitting (receiving) is counted as one event; namely, it is one event for all the rays to start (end) at the same place and the same time. According to the relativity principle, *the event number must be invariant*; consequently, observed in *any* inertial frames, all the rays generated by the above flash start (end) at the same place and the same time.

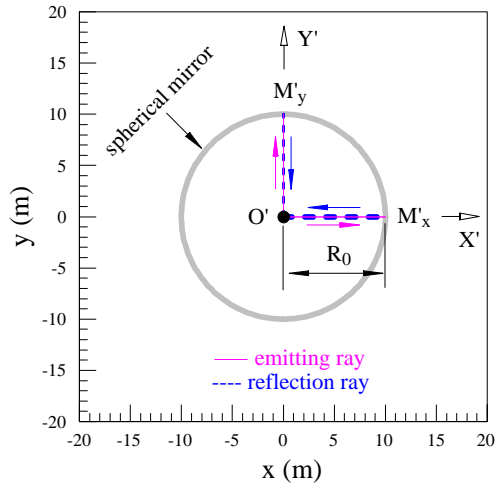


Fig. 1. Spherical-mirror light clock (cross section) at rest, which has a spherical mirror with a radius of R_0 . A flash of light is emitted at the center O' and returned after a time of $\Delta t' = 2R_0/c$, observed by the O' -observer. The emitting and reflection rays in all directions have an identical length of R_0 . $O'M'_y$ - and M'_yO' -rays are used to determine time dilation; $O'M'_x$ - and M'_xO' -rays are used to determine Lorentz contraction.

Suppose that the spherical-mirror light clock moves relatively to the O -observer in the lab frame at a uniform velocity of $v = \beta c$ with c the light speed. When O' overlaps O , the O' -observer emits a flash and receives it after a proper time interval of $\Delta t' = 2R_0/c$, observed by the O' -observer, and all the rays leave O' and they are returned to O' , respectively at the same times. According to the invariance of event number, observed by the O -observer, all the rays start at O and end at O' , also respectively at the same times, with a time interval of Δt ; the two events take place at different places, separated by a distance

of $OO' = v\Delta t$. Thus all the rays in different directions, reflected by the mirror, go an identical total distance of $c\Delta t$ according to the constancy of light speed. From analytical geometry [24], the set of points whose distances from the two points O and O' have a constant sum of $c\Delta t$ is a prolate ellipsoid of revolution, as shown in Fig. 2. This prolate ellipsoid is a collection of all the points at which the mirror reflects the emitting rays at different times, while the moving mirror, measured by the O -observer at the same time, is an oblate ellipsoid of revolution.

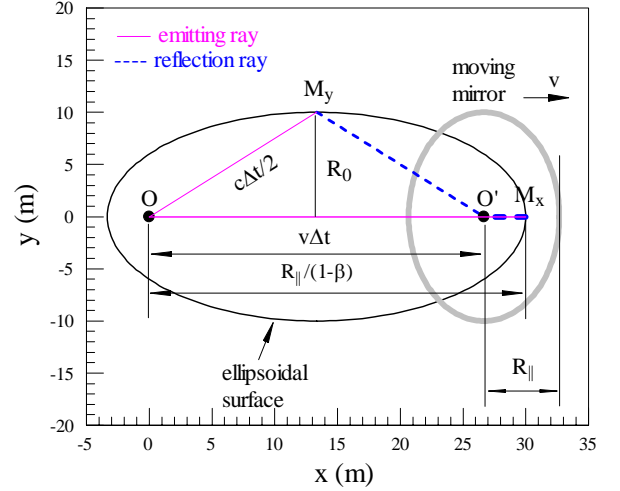


Fig. 2. Spherical-mirror light clock (cross section) in motion, at a velocity of v relatively to the O -observer. When O' overlaps O , the O' -observer emits a flash and receives the flash reflected by the mirror after a time of Δt , observed by the O -observer. Emitting rays have different lengths and reach a prolate ellipsoidal surface at different times. The moving mirror is compressed in the direction of motion into Einstein's oblate ellipsoid of revolution [1]. The figure was drawn with $R_0 = 10$ m and $\beta = 0.8$.

Since the length perpendicular to the direction of motion is assumed to be the same [1,11], the major and minor axes of the prolate ellipsoid are, respectively, $c\Delta t/2$ and R_0 long. From Fig.1 and Fig. 2, we can see that, observed by the O' -observer, all the emitting rays reach the mirror surface at the same time, while observed by the O -observer, all the emitting rays have different lengths and they reach the mirror surface in different times. Thus the relativity of simultaneity is clearly shown.

$O'M'_y$ and M'_yO' in Fig. 1 correspond to OM_y and M_yO' in Fig. 2, which is exactly the same as the plane-plate light-clock case [17-22], and we obtain the time dilation expression, given by $\Delta t = \gamma(2R_0/c) = \gamma\Delta t'$, with $\gamma = (1 - \beta^2)^{-1/2}$ the time-dilation factor.

$O'M'_x$ and M'_xO' in Fig. 1 correspond to OM_x and M_xO' in Fig. 2. Suppose that the time intervals, required by the light flash to go from O to M_x and from M_x to O' , are δt_1 and δt_2 respectively, and the mirror radius in the direction of motion is $R_{||}$. Following the way suggested by Kard [13] to calculate the distance a light signal goes over a moving rod, we have $OM_x = c\delta t_1 = R_{||} + v\delta t_1$ and $M_xO' = c\delta t_2 = R_{||} - v\delta t_2$, leading to

$OM_x = R_{\parallel}/(1-\beta)$ and $M_x O' = R_{\parallel}/(1+\beta)$. Since $\delta t_1 + \delta t_2 = \Delta t = \gamma(2R_0/c)$ and $OM_x + M_x O' = c\Delta t$, we obtain the Lorentz contraction expression, given by $R_{\parallel} = R_0/\gamma$.

III. RELATIVISTIC ZERO-FREQUENCY SHIFT FOR A PLANE WAVE IN FREE SPACE

In this section, an intuitive derivation of relativistic Doppler and aberration formulas are presented based on an infinite uniform electromagnetic wave in free space. A less-known phenomenon, “relativistic zero-frequency shift”, is analyzed.

First let us examine the properties of a uniform plane electromagnetic wave in free space. According to the relativity principle, the plane wave in any inertial frame has a phase factor $\exp i\psi$, where $\psi = \omega t - \mathbf{k} \cdot \mathbf{r}$, with t the time, \mathbf{r} the position vector in space, ω the frequency, and $|\mathbf{k}| = \omega/c$ the wave number. According to the phase invariance [1,25], the phase ψ takes the same value in all inertial frames for a given *time-space point*. If ψ_1 is the phase at the first time-space point where the wave reaches its crest and ψ_2 is the one at the second such point, with $|\psi_2 - \psi_1| = 2\pi$, then the two crest-time-space points are said to be “successive”, and $|\omega\Delta t - \mathbf{k} \cdot \Delta \mathbf{r}| = 2\pi$ holds in *all inertial frames*, where Δt and $\Delta \mathbf{r}$ are, respectively, the differences between the two time-space points.

Observed at the *same time*, the set of all the space points satisfying $\omega t - \mathbf{k} \cdot \mathbf{r} = \psi = \text{constant}$ is defined as the wavefront, which is an equiphase plane with the wave vector \mathbf{k} as its normal, and moves at c along the \mathbf{k} -direction. Obviously, observed at the same time, two successive crest-wavefronts are “adjacent” geometrically.

Now let us give the definitions of wave period and wavelength in terms of the expression $|\omega\Delta t - \mathbf{k} \cdot \Delta \mathbf{r}| = 2\pi$. In a given inertial frame, observed at the *same point* ($\Delta \mathbf{r} = 0$), the time difference Δt between the occurrences of two successive crest-wavefronts is defined to be the wave period $T = \Delta t = 2\pi/\omega$; observed at the *same time* ($\Delta t = 0$), the space distance between two adjacent crest-wavefronts, given by $|\Delta \mathbf{r}|$ with $\Delta \mathbf{r} \parallel \mathbf{k}$, is defined to be the wavelength $\lambda = |\Delta \mathbf{r}| = 2\pi/|\mathbf{k}| = cT = 2\pi c/\omega$.

Suppose that one observer is fixed at the origin O of the XOY frame, and the other is fixed at the origin O' of the $X'O'Y'$ frame, which moves relatively to XOY at a velocity of $v = \beta c$ along the x -direction. All corresponding axes of the two frames have the same directions. Observed in the XOY frame at the instant $t = t_1$, two successive crest-wavefronts are located in such a way that the O' -observer reaches O'_1 on the first wavefront; at the instant $t = t_2$ the second wavefront catches up with the O' -observer at O'_2 ; as shown in Fig. 3. The distance between the two crest-wavefronts, measured by the O -observer, is one wavelength (λ). From Fig. 3, we have

$$t_2 = t_1 + \lambda/c + O'_1 O'_2 \cos \theta / c. \quad (1)$$

Inserting $\lambda = cT$ and $O'_1 O'_2 = v(t_2 - t_1)$ into above, we have

$$(t_2 - t_1)(1 - \mathbf{n} \cdot \boldsymbol{\beta}) = T, \quad (2)$$

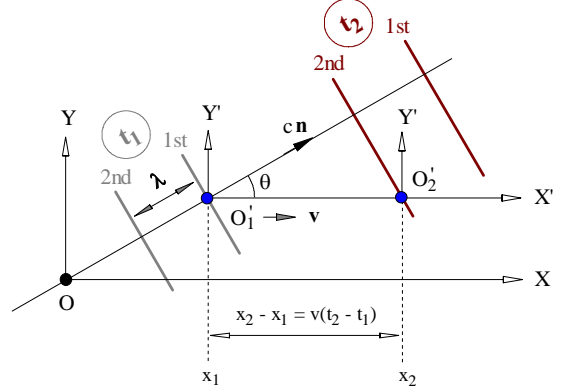


Fig. 3. Two adjacent crest-wavefronts at $t = t_1$ and t_2 , observed in the XOY frame. At t_1 , the moving observer O' overlaps with O'_1 on the 1st wavefront; at t_2 , the O' -observer overlaps with O'_2 on the 2nd wavefront.

where $\mathbf{n} \cdot \boldsymbol{\beta} = \beta \cos \theta$, with $\mathbf{n} = \mathbf{k}/|\mathbf{k}|$ the unit wave vector, and $\boldsymbol{\beta} = |\boldsymbol{\beta}| = |\mathbf{v}|/c$.

Observed in the $X'O'Y'$ frame, the two *successive* crest-wavefronts, which are adjacent in the XOY frame, both sweep over the O' -observer at the same place ($\Delta \mathbf{r}' = 0$). According to the phase invariance, we have $|\omega'\Delta t' - \mathbf{k}' \cdot \Delta \mathbf{r}'| = |\omega'\Delta t'| = 2\pi$, or $\omega'(t'_2 - t'_1) = 2\pi$. Thus we have the wave period in the $X'O'Y'$ frame, given by $T' = t'_2 - t'_1 = 2\pi/\omega'$ in terms of the definition mentioned previously. Due to the time dilation, we have $t_2 - t_1 = \gamma(t'_2 - t'_1) = \gamma(2\pi/\omega')$. Inserting $t_2 - t_1 = \gamma(2\pi/\omega')$ and $T = 2\pi/\omega$ into Eq. (2), we have the Doppler formula for a plane wave [1], given by

$$\omega' = \omega\gamma(1 - \mathbf{n} \cdot \boldsymbol{\beta}). \quad (3)$$

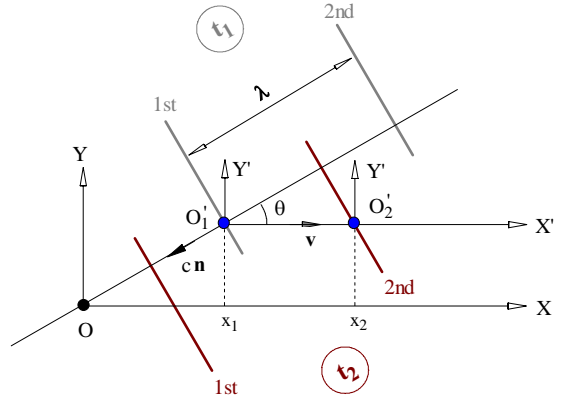


Fig. 4. Two adjacent crest-wavefronts at $t = t_1$ and t_2 , observed in the XOY frame. The wave propagation direction is reversed compared with the one in Fig. 3.

If the wave propagation direction is reversed, the above Eq. (3) is still valid, as illustrated below. Suppose that, observed in the XOY frame at $t = t_1$, the O' -observer arrives at O'_1 on the first wavefront, and at $t = t_2$ the O' -observer arrives at O'_2 on

the second wavefront, as shown in Fig. 4. Considering that the wave propagation direction is reversed, we have $t_2 = t_1 + (\lambda - O_1' O_2' \cos \theta)/c$. Inserting $\lambda = cT$ and $O_1' O_2' = v(t_2 - t_1)$, we obtain $(t_2 - t_1)(1 - \beta \cdot \mathbf{n}) = T$, with $\beta \cdot \mathbf{n} = -\beta \cos \theta$. Comparing with Eq. (2), we find that Eq. (3) must hold.

Because the reciprocity principle holds in special relativity, we may assume that the XOY frame moves at a velocity of $\mathbf{v}' = -\mathbf{v}$ along the minus x' -direction, and the observer fixed at the origin O is moving. A similar derivation yields

$$\omega = \omega' \gamma' (1 - \mathbf{n}' \cdot \beta'), \quad (4)$$

where $\mathbf{n}' = \mathbf{k}'/|\mathbf{k}'|$ with $|\mathbf{k}'| = \omega'/c$, $\beta' = -\beta$ with $\beta' = \beta$, and $\gamma' = \gamma$.

Inserting Eq. (3) into Eq. (4), we obtain the formula for measuring aberration of light [1], given by

$$\beta' \cdot \mathbf{n}' = \frac{\beta^2 - \beta \cdot \mathbf{n}}{1 - \beta \cdot \mathbf{n}}, \quad (5)$$

or

$$\cos \phi' = \frac{\beta - \cos \phi}{1 - \beta \cos \phi} \quad (6)$$

where ϕ is the angle between β and \mathbf{n} , and ϕ' is the one between β' and \mathbf{n}' ; both limited in the range of $0 \leq \phi, \phi' \leq \pi$. Because of aberration of light, $\phi + \phi' \leq \pi$ must hold and the equal sign is valid only for $\beta = 0$, $\phi = 0$ or π . Since no observers can identify whether the plane wave in free space is in motion or not, a light aberration is relative and it is convenient to use $\phi + \phi'$ to measure the aberration. When $\phi + \phi' = \pi$, there is no aberration; when $\phi + \phi' < \pi$, there is an aberration. If the plane wave is thought to be fixed with XOY frame, then $\pi - \phi'$ is the aberration angle when compared with ϕ [1].

It should be emphasized that Eqs. (3)-(6) are independent of the choice of inertial frames, and the primed and unprimed quantities, as illustrated in Fig. 5, are exchangeable.

From Eqs. (3) and (4), we also have

$$\omega' = \omega \sqrt{\frac{1 - \beta \cos \phi}{1 - \beta \cos \phi'}} \begin{cases} > \omega, & \text{if } \phi' < \phi \\ = \omega, & \text{if } \phi' = \phi \\ < \omega, & \text{if } \phi' > \phi \end{cases} \quad (7)$$

From the above Eq. (7) we find $\omega' = \omega$ when the two position angles are equal ($\phi' = \phi$), which means that there is no frequency shift in such case although the light aberration must exist ($\phi \neq \pi - \phi'$ for $\phi' = \phi$ and $\beta \neq 0$). Setting $\phi = \phi'$ in Eq. (6), we obtain the condition for the zero shift, given by

$$\phi_{zfs} = \cos^{-1} \sqrt{\frac{\gamma - 1}{\gamma + 1}}, \quad (0 \leq \beta < 1). \quad (8)$$

Note: $\phi_{zfs} < 0.5\pi$ holds for $\beta \neq 0$, $\phi_{zfs} \approx 0.5(\pi - \beta)$ for $\gamma \approx 1$ ($\beta \ll 1$), and $\phi_{zfs} \approx (2/\gamma)^{1/2}$ for $\gamma \gg 1$ ($\beta \approx 1$). As a numerical example, the light aberration and Doppler effect are

shown in Fig. 6 for $\gamma = 10$ ($\beta = 0.9950$), with the zero-frequency shift taking place at $\phi = \phi_{zfs} = 0.14\pi = 25.2^\circ$, where the aberration reaches maximum [26].

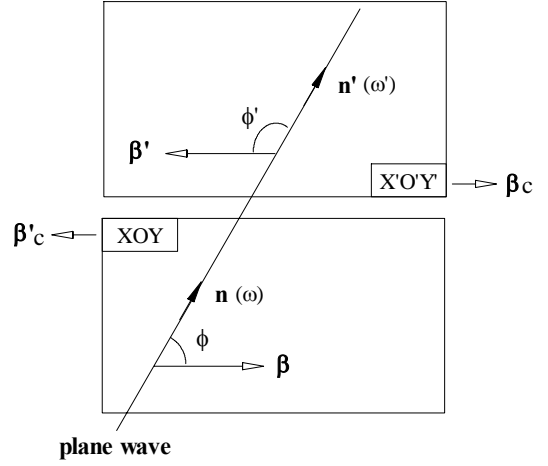


Fig. 5. A plane wave in free space observed in inertial frames XOY and $X'O'Y'$ which are in relative motion. β_c is the velocity of $X'O'Y'$ relative to XOY , and β'_c is the velocity of XOY relative to $X'O'Y'$. \mathbf{n} and \mathbf{n}' are the unit wave vectors, and ω and ω' are the frequencies, respectively measured in the two frames. Transverse Doppler effect: (a) $\omega' = \gamma\omega$ and $\cos \phi' = \beta$ for $\phi = \pi/2$ in XOY frame; (b) $\omega = \gamma\omega'$ and $\cos \phi = \beta' = \beta$ for $\phi' = \pi/2$ in $X'O'Y'$ frame. Doppler zero-shift: $\omega' = \omega$ at $\phi' = \phi = \phi_{zfs}$.

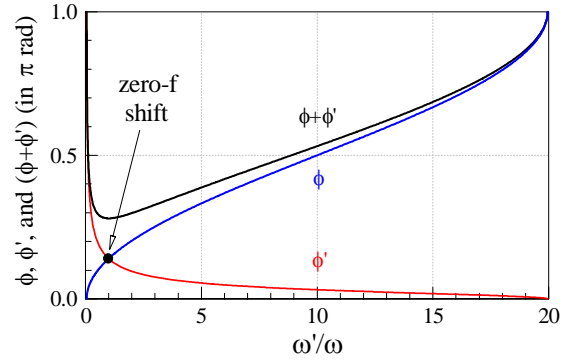


Fig. 6. Light aberration and Doppler frequency shift for a plane wave in free space observed in two inertial frames, which are in relative motion with a velocity of βc . $\phi + \phi' = \pi$ corresponds to no aberration. The zero-frequency-shift point $\phi = \phi' = \phi_{zfs}$ is marked with a solid dot, where $\phi + \phi'$ reaches minimum, but maximum aberration. $\omega'/\omega < 1$ for $\phi < \phi_{zfs}$, $\omega'/\omega = 1$ for $\phi = \phi_{zfs}$, and $\omega'/\omega > 1$ for $\phi > \phi_{zfs}$.

It should be noted that the phenomenon of relativistic zero-frequency shift, as shown above, is a result of the relativistic time-space concepts, and it occurs at the angle given by Eq. (8) which is a function of β . In the derivation of Eq. (3), we see that the factor γ comes from the time dilation. Without this factor, the zero-frequency shift would always take place at $\phi = \pi/2$, independently of β , a classic transverse Doppler effect [3].

When the relativistic zero-frequency shift is applied to analysis of one-way Doppler effect for a moving point light source, an important physical implication comes: an approaching light source does not only produce Doppler blue shift but also can cause Doppler red shift; in other words, a red shift is not necessarily to give an explanation that the light source is receding away, as illustrated in Fig. 7.

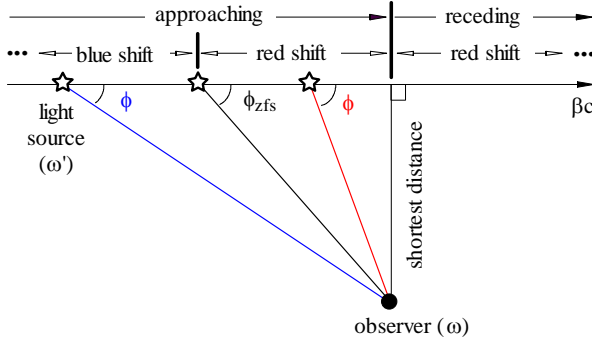


Fig. 7. Illustration of the existence of red shift for an approaching light source. Suppose that a light source with a frequency of ω' moves relatively to the observer at βc and there is a zero-frequency-shift angle ϕ_{zfs} for the observer. $\omega > \omega'$ for $\phi < \phi_{zfs}$ (blue shift), and $\omega < \omega'$ for $\phi > \phi_{zfs}$ (red shift). In the range of $\phi_{zfs} < \phi < \pi/2$, there is a region of approaching red shift, because the distance between the source and observer is reducing as the source moves.

From Eq. (3), we obtain

$$\beta = \frac{\cos \phi \pm (\omega'/\omega) \sqrt{(\omega'/\omega)^2 - \sin^2 \phi}}{\cos^2 \phi + (\omega'/\omega)^2}, \quad (9)$$

where ω' and ω are, respectively, taken to be the frequencies of a light source and the observer, as shown in Fig. 7. For the relativistic Doppler effect, a given red shift with $\omega'/\omega > 1$ may correspond to an infinite number of receding and approaching velocities. For example, a observed red shift with $\omega'/\omega = 1.4$ can be explained to be the light source's receding away from the observer at a velocity of $\beta c = 0.3243c$ with $\phi = \pi$ (receding longitudinal Doppler effect), but also can be explained to be the light source's moving closer to the observer at a velocity of $\beta c = 0.99937c$ with $\phi = 0.1\pi$ ($=18^\circ$).

In addition, we can use Eq. (3) twice to obtain the double-Doppler-shift formula for detecting a moving target (Doppler radar principle) [8]. From the emitter's frequency ω_{emt} , we have the target frequency ω'_{target} , given by $\omega'_{target} = \omega_{emt} \gamma (1 - \boldsymbol{\beta} \cdot \mathbf{n}_{emt})$. From the receiver's frequency ω_{rcv} , we also have the target frequency, given by $\omega'_{target} = \omega_{rcv} \gamma (1 - \boldsymbol{\beta} \cdot \mathbf{n}_{rcv})$. Eliminating ω'_{target} we have the Doppler radar frequency-shift formula, given by

$$\omega_{rcv} = \omega_{emt} \frac{1 - \beta \cos \phi_{emt}}{1 - \beta \cos \phi_{rcv}}, \quad (10)$$

where ϕ_{emt} (ϕ_{rcv}) is the angle made by \mathbf{n}_{emt} (\mathbf{n}_{rcv}) with $\boldsymbol{\beta}$, as shown in Fig. 8. From above, we have the longitudinal radar

frequency shift [6,8]: $\omega_{rcv} = \omega_{emt} (1 - \beta)/(1 + \beta)$ for receding targets ($\phi_{emt} = 0$, $\phi_{rcv} = \pi$), and $\omega_{rcv} = \omega_{emt} (1 + \beta)/(1 - \beta)$ for approaching targets ($\phi_{emt} = \pi$, $\phi_{rcv} = 0$). There is no frequency shift ($\omega_{rcv} = \omega_{emt}$) when $\phi_{emt} = \phi_{rcv}$.

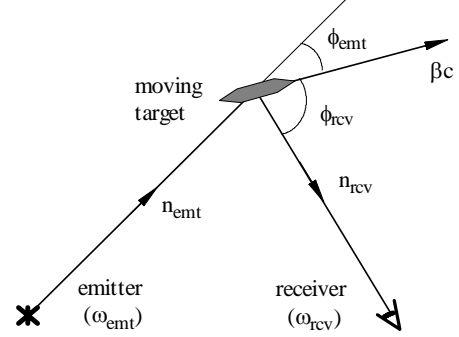


Fig. 8. Illustration of Doppler radar principle. The Doppler radar is a pure classical effect, because the emitter and receiver are both in the same lab frame.

The radar frequency shift is a classical phenomenon, because the emitter and the receiver are *both* at rest in the same lab frame. Thus we should be able to use the classical Eq. (2) to obtain Eq. (10), as shown below. From Eq. (2), we have the time difference for the two crest-wavefronts sweeping over the target, given by $(t_2 - t_1)(1 - \mathbf{n}_{emt} \cdot \boldsymbol{\beta}) = T_{emt}$, with $T_{emt} = 2\pi/\omega_{emt}$ the emitter's wave period. On the other hand, the moving target reflects the plane wave at t_1 and t_2 respectively. Conferring Fig. 4 and keeping it in mind that the distance between two crest-wavefronts observed at the same time is one wavelength, we have $(t_2 - t_1)(1 - \mathbf{n}_{rcv} \cdot \boldsymbol{\beta}) = T_{rcv}$, with $T_{rcv} = 2\pi/\omega_{rcv}$ the receiver's wave period. Eliminating $(t_2 - t_1)$ we have Eq. (10).

IV. RELATIVISTIC DOPPLER FORMULA FOR A SPHERICAL WAVE

As we have known, there is no preferred inertial frame for a plane wave in free space, and all the wavefronts are congruent, namely coinciding exactly geometrically when superimposed. However for a spherical wave generated by a point light source, there is a preferred frame, in which all the spherical wavefronts take the point source as a common center, but they have different curvatures, depending on the distance away from the point source. Due to this difference, the Doppler formula for a spherical wave, as shown in this section, will be modified.

Suppose that a point light source fixed in $X'O'Y'$ frame moves relatively to the observer fixed in XOY frame, as shown in Fig. 9. Observed in the XOY frame, the light source generates two consecutive crest-wavefronts at the times $t = t_1$ and t_2 respectively, with a separation of $O'_1O'_2 = (t_2 - t_1)\beta c$. The observer receives the two consecutive crest-signals at the different retarded times $t_{1r} = t_1 + R_1/c$ and $t_{2r} = t_2 + R_2/c$ at the same place, and the observed wave period is given by

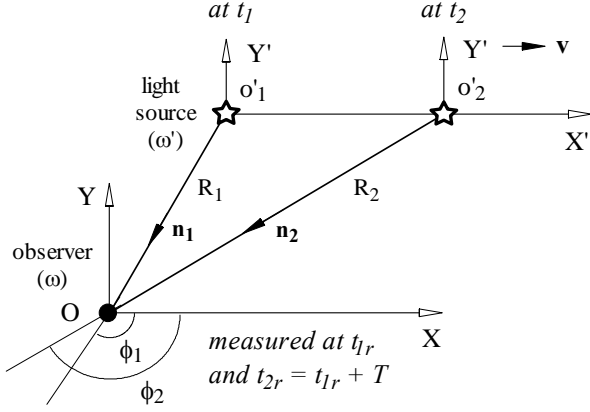


Fig. 9. A light source fixed in $X'O'Y'$ frame moves relatively to the observer fixed in XOY frame at a velocity of $\mathbf{v} = \beta\mathbf{c}$ in the x -direction. Observed in the XOY frame, the light source generates two consecutive crest-wavefronts at t_1 and t_2 respectively, and the observer receives them at the retarded times t_{1r} and t_{2r} .

$T = t_{2r} - t_{1r}$. Observed in the light-source $X'O'Y'$ frame, the time interval of the two consecutive crest-wavefronts, which are generated in the same place, is the wave period, given by $T' = t'_2 - t'_1$. The time dilation effect leads to $t_2 - t_1 = \gamma(t'_2 - t'_1) = \gamma T'$. Thus we have

$$T = t_{2r} - t_{1r} = (t_2 - t_1) + (R_2 - R_1)/c. \quad (11)$$

Using sine theorem in Fig. 9, we obtain

$$\frac{R_1}{\sin(\pi - \phi_2)} = \frac{R_2}{\sin \phi_1} = \frac{O'_1 O'_2}{\sin(\phi_2 - \phi_1)}. \quad (12)$$

Taking advantage of Eq. (12) with $O'_1 O'_2 = (t_2 - t_1)\beta c$ taken into account, from Eq. (11) we have

$$T = (t_2 - t_1) \left[1 - \beta \frac{\sin \phi_1 - \sin \phi_2}{\sin(\phi_1 - \phi_2)} \right]. \quad (13)$$

Inserting $t_2 - t_1 = \gamma T'$ into above with $T = 2\pi/\omega$ and $T' = 2\pi/\omega'$ employed, we obtain the Doppler formula for a spherical wave, given by

$$\omega' = \omega \gamma \left[1 - \beta \frac{\sin \phi_1 - \sin \phi_2}{\sin(\phi_1 - \phi_2)} \right], \quad (14)$$

where ϕ_1 and ϕ_2 are the position angles between the unit wave vector \mathbf{n} and the velocity $\mathbf{v} = \beta\mathbf{c}$ measured by the observer at t_{1r} and $t_{2r} = t_{1r} + T$ respectively.

Due to the relativity of motion, we can take the light source to be at rest while the observer moves at a velocity of $\mathbf{v}' = -\mathbf{v}$, as shown in Fig. 10. Considering that $T' = t'_2 - t'_1$, $t'_1 = t'_{1r} - R'_1/c$, $t'_2 = t'_{2r} - R'_2/c$, and $t'_{2r} - t'_{1r} = (t_2 - t_1)\gamma' = T\gamma'$ (time dilation), from a similar derivation we have

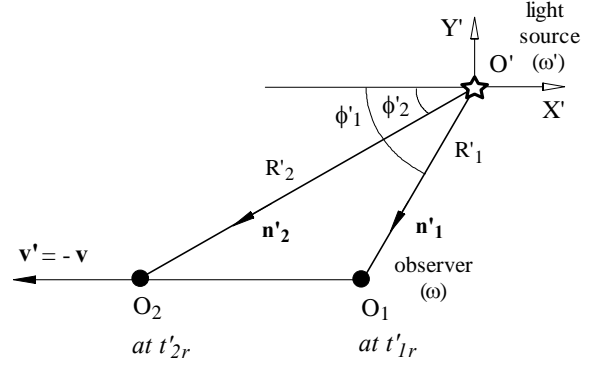


Fig. 10. The point light source fixed in $X'O'Y'$ frame is at rest, while the observer moves at a velocity of $\mathbf{v}' = -\mathbf{v}$ in the minus x -direction. Observed in the $X'O'Y'$ frame, the light source generates two consecutive crest-wavefronts at t'_1 and t'_2 respectively, and the moving observer receives them at the retarded times t'_{1r} and t'_{2r} .

$$\omega = \omega' \gamma' \left[1 - \beta' \frac{\sin \phi'_1 - \sin \phi'_2}{\sin(\phi'_1 - \phi'_2)} \right], \quad (15)$$

where ϕ'_1 and ϕ'_2 are the position angles between the unit wave vector \mathbf{n}' and the velocity $\mathbf{v}' = \beta'\mathbf{c} = -\beta\mathbf{c}$, measured by an observer fixed with the light source at t'_1 and $t'_2 = t'_1 + T'$ respectively. Obviously, Eq. (14) and Eq. (15) reflects the principle of relativity.

Setting ϕ_2 to approach ϕ_1 in Eq. (14), we obtain the Doppler formula for a plane wave [1], namely Eq. (3). Especially, when $\phi_1 = \phi_2 = 0$ or π , we have the longitudinal Doppler formula $\omega' = \omega\gamma(1 \mp \beta)$, or $\omega = \omega'[(1 \pm \beta)/(1 \mp \beta)]^{1/2}$ [1].

It is seen from Fig. 9 that, $O'_1 O'_2 = \gamma T' \beta c = \gamma \beta \lambda'$ holds, with λ' the proper wavelength of the moving light source, and $|\phi_1 - \phi_2|$ becomes so small when $\gamma \beta \lambda' \ll \text{Min}(R_1, R_2)$ holds enough that $\phi_1 \approx \phi_2$ is a good approximation; in other words, the point light source produces a “local” plane wave for the observer who is far away from the light source. Inversely speaking, the application of the plane-wave Doppler formula Eq. (3) to analysis of a moving point light source is a good approximation when the observer is far away from the light source [27].

It should be pointed out that, there is a “short-range” longitudinal Doppler effect for a moving point light source when the source is enough close to the observer so that $\phi_1 = 0$ and $\phi_2 = \pi$ are valid in Eq. (14) (see Appendix).

V. CONCLUSIONS AND REMARKS

In this paper, a spherical-mirror light clock has been presented to derive the relativity of simultaneity, time dilation, and Lorentz contraction by making use of the invariance of event number, and intuitive approaches are proposed to analyze Doppler effect for a plane wave and a spherical wave under the unified definitions of wave period and frequency. (The period T is defined as the time interval between two consecutive crest-

wavefronts received at the same place and the frequency is defined as $\omega = 2\pi/T$.)

We have clearly shown that there is a phenomenon of relativistic zero-frequency shift for a plane wave in free space, observed in two inertial frames in relative motion, and the relativistic zero-shift takes place at a maximum aberration of light. Under this zero-shift condition, observed in the two frames respectively, the electric or magnetic field amplitudes of the plane wave are equal [27], and the plane wave is “completely symmetric” with respect to the two frames. The zero-shift phenomenon also can be stated in a more general way: *for any plane wave in free space, there are infinite pairs of inertial frames of relative motion, in each of which the observed frequencies and field amplitudes are the same.* This fundamental result may provide an alternative way to experimentally examine the principle of relativity [27], and might have a significant application in astrophysics (see Appendix B).

As an example to show the significance of a direct approach without using Lorentz transformation, we have derived the Doppler formula for a spherical wave, which, to our best knowledge, has never been reported. It is also shown that the Doppler formula for a spherical wave is reduced into the one for a plane wave when the observer is far away from the source, which provides a strong justification for applying the plane-wave Doppler formula to analysis of frequency shift from a moving point light source [27,28]. A “short-range” longitudinal Doppler effect is exposed, and this effect might have some potential practical applications.

It should be emphasized that, there are some important differences between a plane wave and a spherical wave. (1) The plane wave has no preferred frame and all the wavefronts are congruent, while the spherical wave has a preferred frame, in which all the wavefronts have the same center but different curvatures; (2) for a plane wave, observed in any given inertial frame, the wave vector and frequency are the same everywhere, while for a spherical wave, observed in a frame moving relatively to the point source, the wave vector and frequency depend on the location and time; (3) for a plane wave the wave four-vector follows Lorentz transformation [25], while for a spherical wave the “wave four-vector” does not. Nevertheless the use of relativity principle is the same in the derivations of Doppler formulas: *the wave-crest at a time-space point in a given inertial frame is always a wave-crest observed in any frames at the same time-space point* (invariance of phase), and *the wave-crest point always moves along its wave vector at the light speed* (constancy of the light speed). In principle, two consecutive observations are needed to determine the wave period; however, for a plane wave the wave vector is identical everywhere and only one is enough, but for a spherical wave both the two are generally necessary.

Traditionally, it has been generally understood for the principle of relativity that the mathematical equations expressing the laws of nature must be invariant in form under the Lorentz

transformation, and they must be Lorentz scalars, four-vectors, or four-tensors [3,25]; in other words, if the mathematical equations do not follow the Lorentz transformation, they will violate the relativity principle. However this is not true. For example, the “wave four-vector” of the spherical wave does not follow the Lorentz transformation, as mentioned above, but it really is a strict result of the relativity principle [confer Figs. 9 and 10, and Eqs. (14) and (15)]. From this we may conclude that, *the relativity principle does require that the time-space coordinates follow Lorentz transformation [1], but it does not require all the mathematical equations, which express the laws of nature, to follow the Lorentz transformation.* In other words, if a physical law follows Lorentz transformation, then it must be invariant in form [1]; however, if a physical law is invariant in form, it does not necessarily have to follow the Lorentz transformation.

APPENDIX A: SHORT-RANGE LONGITUDINAL DOPPLER EFFECT

In this Appendix, we will show that, there is a “short-range” longitudinal Doppler effect for a spherical wave when the point light source is so close to the observer that $\phi_1 = 0$ and $\phi_2 = \pi$ hold in Eq. (14).

As shown in Fig. A1, the point light source emits the first and second crest-wavefronts at (t_1, O'_1) and (t_2, O'_2) respectively, with $O'_1 O'_2 = (t_2 - t_1)\beta c = \gamma T' \beta c = \gamma \beta \lambda'$. When O'_1 and O'_2 both fall between A and B, with $AO = OB = O'_1 O'_2$ ($\phi_1 = 0$ and $\phi_2 = \pi$), we have

$$\xi = \frac{\sin \phi_1 - \sin \phi_2}{\sin(\phi_1 - \phi_2)} = 2 \frac{O'_1 O}{AO} - 1. \quad (\text{A1})$$

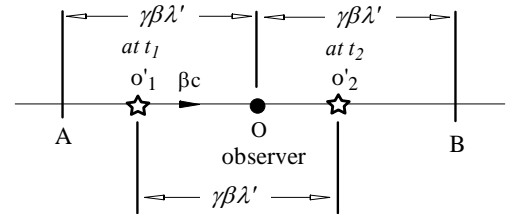


Fig. A1. Illustration of short-range longitudinal Doppler effect. When O'_1 and O'_2 both fall between A and B, we have $1 > \xi > -1$ holding; otherwise, $\xi = 1$ for both O'_1 and O'_2 on the left of O, and $\xi = -1$ for both O'_1 and O'_2 on the right of O.

Accordingly, we have three cases for the longitudinal Doppler effect in Eq. (14). (i) Up-shift effect: $\omega = \omega'[(1 + \beta)/(1 - \beta)]^{1/2}$ for $\xi = 1$, with both O'_1 and O'_2 on the left of O ($\phi_1 = \phi_2 = 0$). (ii) Short-range effect: $\omega = \omega'/[\gamma(1 - \beta\xi)]$ for $1 > \xi > -1$, with both O'_1 and O'_2 between A and B ($\phi_1 = 0$ and $\phi_2 = \pi$). (iii) Down-shift effect: $\omega = \omega'[(1 - \beta)/(1 + \beta)]^{1/2}$ for $\xi = -1$, with both O'_1 and O'_2 on the right of O ($\phi_1 = \phi_2 = \pi$).

The zero-shift condition in such a case can be obtained by solving $\gamma(1 - \beta\xi) = 1$. With $\xi = (\gamma - 1)^{1/2}(\gamma + 1)^{-1/2}$ inserted into Eq. (A1) we have

$$\frac{O'_1 O}{AO} = \frac{1}{2} \left(1 + \sqrt{\frac{\gamma - 1}{\gamma + 1}} \right). \quad (\text{A2})$$

In other words, the time interval of the observer's receiving two consecutive crest-wavefronts emitted at O'_1 and O'_2 , which satisfy the above Eq. (A2), is equal to the proper time interval, namely $t_{2r} - t_{1r} = t'_2 - t'_1$ or $T = T'$.

For the short-range Doppler effect produced when the point source moves from A to B , the measured frequency versus the source frequency varies continuously in the range of

$$\sqrt{\frac{1 + \beta}{1 - \beta}} > \frac{\omega}{\omega'} > \sqrt{\frac{1 - \beta}{1 + \beta}}. \quad (\text{A3})$$

As it is well known from university physics textbooks [17-22], for a moving point light source there is a jump between the longitudinal Doppler up- and down-shifts calculated from Eq. (3) [1], while they are continuous from Eq. (14). That is because Eq. (3) is only applicable to the case where the observer is far away from the source. For example, when the observer overlaps with the point source, Eq. (3) cannot give a determinate value due to the indetermination of ϕ , while Eq. (14) gives a unique value, $\omega = \omega'[(1 - \beta)/(1 + \beta)]^{1/2}$, with $\phi_2 = \pi$, leading to $\xi = -1$, no matter what ϕ_1 is.

The short-range longitudinal Doppler effect might have some potential applications. For example, a modulated electron bunch in free-electron lasers behaves as a moving light source [27], and based on the short-range effect, the bunch could be used to produce high-power wideband sweep-frequency output.

APPENDIX B: ILLUSTRATIVE EXAMPLE FOR RED SHIFT FROM DISTANT GALAXIES APPROACHING

Doppler effect is often used for studying motions of celestial bodies, and the Doppler zero shift might have an important application in astrophysics. For example, it is well recognized that light from most galaxies is Doppler-red-shifted, which is usually explained in university physics textbooks to be these galaxies' moving *away from* us [22]. Since there may be a relativistic red shift for a light source to move *closer to* us, the above explanation probably should be revised. To show this, an illustrative example is given below.

Suppose that a distant galaxy, which has a shape of oblate ellipsoid with a dimension of 3×10^5 light years and is 5×10^9 light years away, moves towards Earth at a nearly light speed ($\gamma = 5 \times 10^8$), as shown in Fig. B1. All the electromagnetic radiations observed on the Earth are distributed within a small angle of $\phi_{b2} - \phi_{b1} \approx 0.6 \times 10^{-4}$ rad, with $\phi_{b1} \approx 0.4 \times 10^{-4}$ rad and $\phi_{b2} \approx 10^{-4}$ rad. From Eq. (3), for $\gamma \gg 1$ and $\phi \approx 0$ we have a simplified Doppler formula, given by

$$\frac{\lambda}{\lambda'} \approx \frac{1 + \gamma^2 \phi^2}{2\gamma}, \quad (\gamma \gg 1 \text{ and } \phi \approx 0) \quad (\text{B1})$$

where λ is the wavelength observed on Earth, and λ' is the radiation wavelength of the galaxy. For $\gamma\phi_{b1} \gg 1$, $\gamma\phi_{b1}^2/2 < \lambda/\lambda' < \gamma\phi_{b2}^2/2$ holds. The zero-shift angle is given by $\phi_{zfs} \approx (2/\gamma)^{1/2} \approx 0.63 \times 10^{-4}$ rad. In the blue-shift regime ($\phi_{b1} \leq \phi < \phi_{zfs}$), we have $0.4 < \lambda/\lambda' < 1$, and in the red-shift regime ($\phi_{zfs} < \phi \leq \phi_{b2}$), we have $1 < \lambda/\lambda' < 2.5$. Thus, a 0.5- μm -wavelength visible light (2.5-eV photon energy) from the galaxy is detected on Earth as wideband radiations, ranging from 1.25 μm (1-eV near infrared) to 0.2 μm (6.25-eV ultraviolet radiation).

The above illustrative example indicates that the red-shifted radiations will be observed when a distant galaxy approaches us in an extremely high speed, and because of $(\lambda/\lambda')_{\max} \approx \gamma\phi_{b2}^2/2$, the red shift increases as the increasing speed of the approaching galaxy. However the conventional understanding of the red shift has neglected this significant basic result of the special relativity.

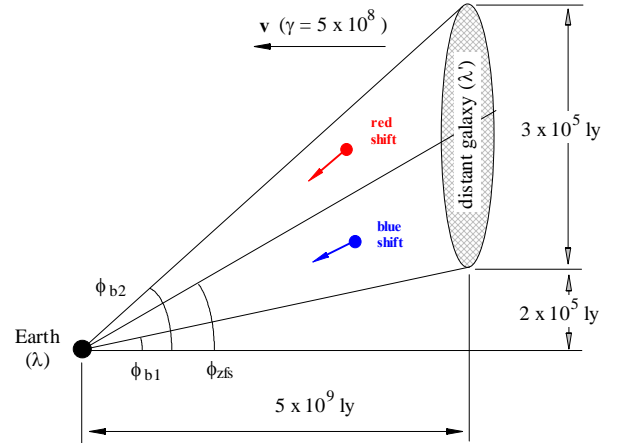


Fig. B1. Illustration for the coexistence of red shift and blue shift from a distant galaxy approaching Earth at a nearly light speed ($\gamma = 5 \times 10^8$). The oblate revolution-ellipsoid galaxy has a radius of 1.5×10^5 light years and is about 5×10^9 light years away from the Earth (dimensions not scaled). All the electromagnetic radiations with red and blue shifts are distributed within a small angle of $\phi_{b2} - \phi_{b1} \approx 0.6 \times 10^{-4}$ rad, and a 0.5- μm -wavelength visible light from the galaxy is detected on Earth as wideband radiations from 1.25 μm (near infrared) to 0.2 μm (ultraviolet radiation). Necessary condition for red-shift-for-approaching observation: $\phi_{b2} > \phi_{zfs}$.

REFERENCES

1. A. Einstein, Zur Elektrodynamik bewegter Körper, *Ann. Phys., Lpz.* **17**, 891 (1905); English version, "On the Electrodynamics of Moving Bodies," available in the Web site: <http://www.fourmilab.ch/etexts/einstein/specrel/www/>
2. A. Einstein, *Relativity: The Special and General Theory*, Translated by R. W. Lawson, (Methuen & Co. Ltd, London, 1920).
3. J. D. Jackson, *Classical Electrodynamics*, (Wiley, New York, 1975).

4. N. David Mermin, "Relativity without light," Am. J. Phys. **52**, 119–124 (1984).
5. B. Coleman, "A dual first-postulate basis for special relativity," Eur. J. Phys. **24**, 301–313 (2003).
6. M. Moriconi, "Special theory of relativity through the Doppler Effect," Eur. J. Phys. **27**, 1409–1423 (2006).
7. A. Peres, "Relativistic telemetry," Am. J. Phys. **55**, 516–519 (1987).
8. T. M. Kalotas and A.R. Lee, "A 'two line' derivation of the relativistic longitudinal Doppler formula," Am. J. Phys. **58**, 187–188 (1990).
9. David Kutliroff, "Time dilation derivation," Am. J. Phys. **31**, 137 (1963).
10. W. Rindler, "World's fastest way to the relativistic time-dilation formula," Am. J. Phys. **35**, 1165 (1967).
11. E. Eriksen, "On a thought experiment in relativity," Am. J. Phys. **41**, 123–124 (1973).
12. David Park, "Derivation of the Lorentz transformations from gedanken experiments," Am. J. Phys. **42**, 909–910 (1974).
13. Leo Karlov, "Paul Kard and Lorentz-free special relativity," Phys. Educ. **24**, 165–168 (1989).
14. J.-M. Lévy, "A simple derivation of the Lorentz transformation and of the accompanying velocity and acceleration changes," Am. J. Phys. **75**, 615–618 (2007).
15. Olivia Levrini and Andrea A. diSessa, "How students learn from multiple contexts and definitions: Proper time as a coordination class," Phys. Rev. ST Phys. Educ. Res. **4**, 010107 (2008).
16. Sadri Hassani, "A heuristic derivation of Minkowski distance and Lorentz transformation," Eur. J. Phys. **55**, 516–519 (2008).
17. R. P. Feynman, R. B. Leighton, and M. Sands, *Feynman Lectures on Physics*, (Addison-Wesley, New York, 1964), Vol. 1, Chap. 15.
18. E. E. Anderson, "Introduction to modern physics," (New York, Saunders College Publishing, 1982).
19. R. Wolfson and J. M. Pasachoff, *Physics extended with modern physics*, (London, Foresman and Company, 1989).
20. H. Benson, *University physics*, (New York, John Wiley & Sons, 1991).
21. R. A. Serway and J. W. Jewett, *Physics for scientists and engineers*, 6th Edition, (Cole, Thomson Brooks, 2004).
22. H. D. Young, R. A. Freedman, A. L. Ford, *University physics with modern physics*, 12th edition, (New York, Pearson Addison Wesley, 2008).
23. M. Fernandez Guasti and C. Zagoya, "How to obtain the Lorentz space contraction formula for a moving rod from knowledge of the positions of its ends at different times," Eur. J. Phys. **30**, 253–258 (2009).
24. R. L. Finney, G. B. Thomas, F. Demana, and B. K. Waits, *Calculus: graphical, numerical, algebraic*, (Addison-Wesley Publishing Company, Inc., New York, 1994).
25. W. Pauli, *Theory of relativity*, translated from the German by G. Field, (Pergamon Press, London, 1958).
26. If using ω/ω' to replace ω'/ω for the abscissa in Fig. 6, then the ϕ -plot becomes ϕ' -plot and the ϕ' -plot becomes ϕ -plot, with $(\phi + \phi')$ -plot unchanged.
27. Changbiao Wang, "The relativistic Doppler effect: when a zero frequency shift or a red shift exists for sources approaching the observer," Annalen der Physik, Early view publication on <http://onlinelibrary.wiley.com/doi/10.1002/andp.201000099/abstract;http://arxiv.org/abs/1006.4407>].
28. Y. I. Hovsepyan, "Some notes on the relativistic Doppler effect," Physics Uspekhi **41**, 941 (1998).