

Slab-induced propagating modes in waveguides composed of cutoff-regime singly negative metamaterials

Kyoung-Youm Kim^{1,*} and Byoung-ho Lee²

¹*Department of Optical Engineering, Sejong University, Gunja-dong, Gwangjin-gu, Seoul 143-747, Korea*

²*National Creative Research Center for Active Plasmonics Application Systems, Inter-University Semiconductor Research Center and School of Electrical Engineering, Seoul National University, Seoul 151-744, Korea*

(Dated: February 22, 2019)

Here we report that although the single interface between ϵ -negative and μ -negative metamaterials cannot support any guiding mode, a new kind of propagating mode can be guided through the slab structure. This novel propagating mode has its origin not in the single interface between these cutoff-regime ϵ -negative and μ -negative layers (as in the plasmonic, metal-insulator-based waveguides) but in the strong coupling between double interfaces comprising the slab. Therefore, small core size (i.e., short distance between double interfaces) is required for the existence of this mode, which becomes cut off when the core size becomes large enough to make the coupling effects negligible.

PACS numbers: 42.82.Et, 78.67.Pt

Metamaterials have captured the interest of many researchers in optics and photonics fields due to their distinguishing feature of negative permittivity (ϵ) and/or negative permeability (μ) [1, 2]. Depending on how many constitutive parameters are negative, we can classify these metamaterials into (i) doubly negative media (ϵ and μ are simultaneously negative) and (ii) singly negative materials ($\epsilon \cdot \mu < 0$) which include ϵ -negative and μ -negative media. Singly negative materials are ‘opaque’ in that incident light to them is totally reflected because their characteristic impedance is purely imaginary. However, this property can be overcome by using the interface between ϵ -negative and μ -negative media because this interface can guide a surface mode, which is supported not by the index difference (as in dielectric waveguides) but by the different *signs* of ϵ or μ across the interface.

If we assume that ϵ -negative and μ -negative media have $\epsilon_E = -|\epsilon_E|$, $\mu_E = |\mu_E|$ and $\epsilon_M = |\epsilon_M|$, $\mu_M = -|\mu_M|$, respectively, the propagation constant of such a single interface-guiding mode can be written as [3–5]

$$\beta^2 = k_0^2 \frac{\epsilon_E \mu_E - \sigma_{EM}^2 \epsilon_M \mu_M}{1 - \sigma_{EM}^2}, \quad (1)$$

where $\sigma_{EM} = \mu_E/\mu_M$ and ϵ_E/ϵ_M for TE- and TM-polarized light, respectively. We will consider hereafter only TM modes for the simplicity but TE ones can be dealt with quite similarly. In a double-interface structure, i.e., a slab waveguide composed of, say, μ -negative/ ϵ -negative/ μ -negative layers as shown in Fig. 1(b) [6], the two surface modes localized at the left and right interfaces (hereafter will be called *local surface modes*) interact with each other. This interaction would result in two, i.e., even and odd supermodes (or symmetrically and anti-symmetrically coupled supermodes) in usual cases.

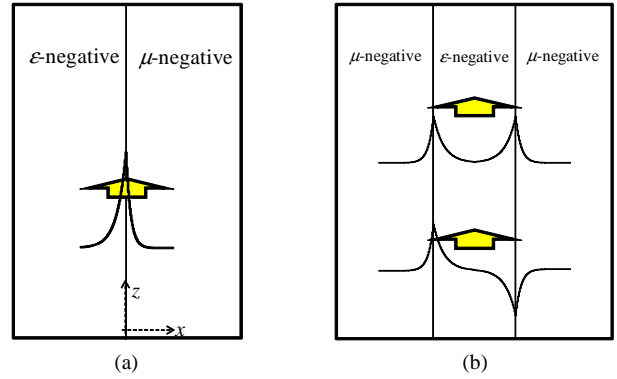


FIG. 1: (Color online) (a) Single and (b) double interface structures using ϵ -negative and μ -negative media.

Their dispersion relations are given by

$$\tanh\left(\frac{d\kappa_{co}}{2}\right) = |\sigma| \frac{\kappa_{cl}}{\kappa_{co}}, \quad (\text{even mode}) \quad (2)$$

$$\coth\left(\frac{d\kappa_{co}}{2}\right) = |\sigma| \frac{\kappa_{cl}}{\kappa_{co}}, \quad (\text{odd mode}) \quad (3)$$

where d denotes the size (thickness) of the core, $\sigma = \epsilon_{co}/\epsilon_{cl}$, and $\kappa_{co(cl)} = (\beta^2 - \epsilon_{co(cl)}\mu_{co(cl)}k_0^2)^{1/2}$ (k_0 is the wavenumber of light in vacuum and the subscripts *co* and *cl* indicate that the quantity belongs to core and clad layers, respectively).

Our concern here is when

$$\frac{\epsilon_E \mu_E - \sigma_{EM}^2 \epsilon_M \mu_M}{1 - \sigma_{EM}^2} = \frac{\epsilon_M^2 \epsilon_E^2}{\epsilon_M^2 - \epsilon_E^2} (\eta_E - \eta_M) < 0, \quad (4)$$

where η_E and η_M denote μ_E/ϵ_E and μ_M/ϵ_M , respectively. Equation 4 indicates the case when the surface mode at the single interface between ϵ -negative and μ -negative layers becomes cut off (or evanescent), which has not been investigated in previous researches dealing

*Electronic address: kykim@sejong.ac.kr

with similarly looking structures [7–9]. We will refer to this pair of ε -negative and μ -negative media satisfying Eq. 4 as the *cutoff-regime* singly negative media. This forces us to raise the following question: Can the slab waveguide adopting such cutoff-regime ε -negative and μ -negative media have a guiding mode? The usual slab modes are formed via the interaction of two local surface modes at the left and right interfaces. Therefore, we cannot expect any guiding mode when Eq. 4 holds because in this case there is not any local surface mode in the first place.

In this report, we will show that, contrary to this common-sense anticipation, a guiding mode can be supported in the slab structure adopting cutoff-regime singly negative media if d becomes sufficiently small. Here the *small* d required for the existence of a guiding mode, i.e., small distance between left and right interfaces implies that this mode is a slab-induced one, that is, its origin lies in the strong coupling between double interfaces of which the slab is composed.

Let us consider first the plasmonic interface between dielectric (or insulator having ε_d) and lossless metal ($\varepsilon_{\text{metal}}$) layers. In this case, only when $|\varepsilon_{\text{metal}}| > \varepsilon_d$, the interface can guide so-called surface-plasmon polariton (SPP) waves (see Eq. 4 with $\varepsilon_E = \varepsilon_{\text{metal}}$, $\varepsilon_M = \varepsilon_d$, and $\mu_E = \mu_M = 1$) and, as a result of their interactions, we can obtain (i) short-range and long-range SPP modes in the insulator/metal/insulator (IMI) waveguide and (ii) a gap SPP mode in the metal/insulator/metal (MIM) one [10].

If $|\varepsilon_{\text{metal}}| < \varepsilon_d$, the single dielectric/metal interface can no longer guide a propagating mode. Then, what about the slab waveguides mentioned above in this cutoff regime? The answer can be given by the consideration that as d increases, β of the guiding mode in the slab (if it exists) approaches that of the local surface one. Since the local surface mode is evanescent, β must be zero at an appropriate d . Therefore, if the propagation constant cannot be reduced to zero, we can say that there is no guiding mode in the slab waveguide. Let us, thus, check whether β can be zero in plasmonic slab waveguides. In the IMI waveguide, we get the following equation for $\beta = 0$:

$$\tanh\left(\frac{d\sqrt{-\varepsilon_{\text{metal}}}k_0}{2}\right) = \sqrt{\frac{\varepsilon_{\text{metal}}}{\varepsilon_d}}, \quad (\text{even mode}) \quad (5)$$

$$\coth\left(\frac{d\sqrt{-\varepsilon_{\text{metal}}}k_0}{2}\right) = \sqrt{\frac{\varepsilon_{\text{metal}}}{\varepsilon_d}}, \quad (\text{odd mode}) \quad (6)$$

which cannot be satisfied for all $d > 0$ because the left-hand side terms are real while the right-hand side ones are imaginary. In case of the MIM one, β can be zero when

$$\tan\left(\frac{d\sqrt{\varepsilon_d}k_0}{2}\right) = \sqrt{\frac{\varepsilon_d}{-\varepsilon_{\text{metal}}}}, \quad (\text{even mode}) \quad (7)$$

$$\cot\left(\frac{d\sqrt{\varepsilon_d}k_0}{2}\right) = -\sqrt{\frac{\varepsilon_d}{-\varepsilon_{\text{metal}}}}, \quad (\text{odd mode}) \quad (8)$$

but these are the cutoff conditions of the oscillatory waves (in the sense that they have real wavenumbers along the transverse [say, x in Fig. 1(a)] direction as well as along the longitudinal one [z in Fig. 1(a)] which are index-guided through the dielectric core. Therefore, we can find that when $|\varepsilon_{\text{metal}}| < \varepsilon_d$, i.e., in the cutoff regime, the IMI and MIM waveguides can guide no plasmonic mode (*plasmonic* in the sense that they have no real wavenumber along the transverse direction).

However, if we use as the clad a μ -negative material instead of the dielectric, Eqs. 5 and 6 can have a solution since we have (we also changed the metal into the ε -negative medium)

$$\tanh\left(\frac{d\sqrt{-\varepsilon_E\mu_E}k_0}{2}\right) = \sqrt{\frac{\eta_M}{\eta_E}}, \quad (\text{even mode}) \quad (9)$$

$$\coth\left(\frac{d\sqrt{-\varepsilon_E\mu_E}k_0}{2}\right) = \sqrt{\frac{\eta_M}{\eta_E}}, \quad (\text{odd mode}) \quad (10)$$

and both the left- and right-hand side terms become real now. Eqs. 9 and 10 can get a solution when (please remind that both η_E and η_M are negative)

$$|\eta_M| < |\eta_E|, \quad (\text{even mode}) \quad (11)$$

$$|\eta_M| > |\eta_E|. \quad (\text{odd mode}) \quad (12)$$

Above results indicate that, contrary to the plasmonic slab waveguides, there is a possibility for the guiding modes to exist even if we use singly negative metamaterials in their cutoff-regime. That is, when (i) $|\eta_M| < |\eta_E|$ and $|\varepsilon_M| > |\varepsilon_E|$, and (ii) $|\eta_M| > |\eta_E|$ and $|\varepsilon_M| < |\varepsilon_E|$, both of which satisfy Eq. 4 that can be rewritten as

$$\frac{\varepsilon_M^2 \varepsilon_E^2}{\varepsilon_M^2 - \varepsilon_E^2} (|\eta_M| - |\eta_E|) < 0. \quad (13)$$

In the followings, we will look into these conditions in more detail and compare the properties of these slab-induced guiding modes with those of *conventional* modes supported when we adopt such ε -negative and μ -negative metamaterials that can guide a propagating surface mode at their single interface.

Equation 11 $|\eta_M| < |\eta_E|$. There are two circumstances: the conventional case of $|\varepsilon_M| < |\varepsilon_E|$ and the cutoff regime of $|\varepsilon_M| > |\varepsilon_E|$ (we will not consider the case of $|\varepsilon_M| = |\varepsilon_E|$).

(i) Conventional case: When $|\varepsilon_M| < |\varepsilon_E|$, resulting in propagating local surface modes, we can get $|\varepsilon_M \mu_M| < |\varepsilon_E \mu_E|$ (i.e., $\varepsilon_M \mu_M > \varepsilon_E \mu_E$), in which case the propagation constant of the even mode (β_e) becomes smaller than that of the odd one (β_o) [11]. The odd mode (i.e., the anti-symmetrically coupled supermode of the propagating local surface modes) becomes the fundamental one and the high-order even mode can be cut off when the core size becomes small enough, as can be seen in Fig. 2(a) where we plotted the effective indexes (β/k_0) of the guiding modes when $\varepsilon_E = -3$, $\mu_E = 2$, $\varepsilon_M = 2$, and $\mu_M = -1$, which satisfy $|\eta_M| < |\eta_E|$ and $|\varepsilon_M| < |\varepsilon_E|$. These conditions are, thus, for this kind of cutoff of the

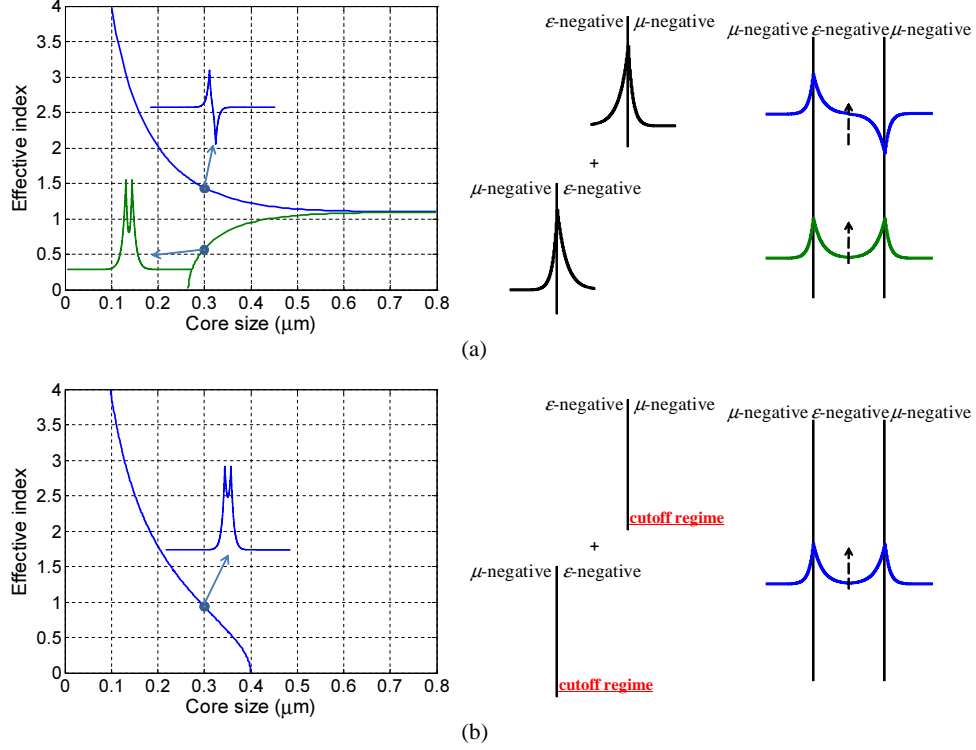


FIG. 2: (Color online) Effective indexes of the guiding modes through the μ -negative/ ε -negative/ μ -negative waveguide when $|\eta_M| < |\eta_E|$. (a) Conventional case: When $\varepsilon_E = -3$, $\mu_E = 2$, $\varepsilon_M = 2$, and $\mu_M = -1$ at $\lambda = 1550$ nm ($|\varepsilon_M| < |\varepsilon_E|$). (b) Cutoff regime: When $\varepsilon_E = -2$, $\mu_E = 1$, $\varepsilon_M = 3$, and $\mu_M = -1$ ($|\varepsilon_M| > |\varepsilon_E|$). Insets: H_y mode-field profiles when $d = 0.3$ μm .

high-order even mode, i.e., the symmetrically coupled supermode of the propagating local surface modes.

(ii) Cutoff regime: When $|\varepsilon_M| > |\varepsilon_E|$, we can obtain evanescent local surface modes (see Eq. 13). In Fig. 2(b), we showed the effective indexes of the guiding mode when $\varepsilon_E = -2$, $\mu_E = 1$, $\varepsilon_M = 3$, and $\mu_M = -1$, which satisfy Eq. 11 in this cutoff regime. As can be identified from the figure, although the slab waveguide is made of cutoff-regime singly negative metamaterials, it can guide a propagating mode. In addition, this mode becomes cut off when d becomes *larger* than a critical thickness of 0.4 μm (this is in contrast with the cutoff feature shown in Fig. 2(a) where the conventional even mode becomes cut off when d becomes *smaller* than a critical thickness of 0.27 μm). These characteristics show that this mode is a slab-induced one generated or supported by the strong coupling between double interfaces comprising the slab structure. When the core size becomes large enough so that the coupling effects get negligible, this slab-induced mode becomes cut off.

In Figs. 2(a) and 2(b), we can see that the interaction or coupling between left and right interfaces can act quite differently. When the local surface mode is a propagating one, such coupling effects hinder the formation of the even-parity mode while they help it when the local surface mode is an evanescent one, i.e., the evanescent local surface modes are converted into a propagating

slab-induced mode via the coupling of double interfaces.

Equation 12 $|\eta_M| > |\eta_E|$: Here also two circumstances—the conventional case of $|\varepsilon_M| > |\varepsilon_E|$ and the cutoff regime of $|\varepsilon_M| < |\varepsilon_E|$.

(i) Conventional case: When $|\varepsilon_M| > |\varepsilon_E|$ which gives, in this case, propagating local surface modes, we have $\varepsilon_M \mu_M < \varepsilon_E \mu_E$, making β_e larger than β_o [11]. Then, the even mode (i.e., the symmetrically coupled supermode of the propagating local surface modes) becomes the fundamental one and the high-order odd mode becomes cut off when the core size is reduced small enough and the condition $|\eta_M| > |\eta_E|$ with $|\varepsilon_M| > |\varepsilon_E|$ is for this cutoff of the high-order odd mode, i.e., the anti-symmetrically coupled supermode of the propagating local surface modes. These characteristics can be found in Fig. 3(a) where we showed the effective indexes of the guiding modes of the waveguide having $\varepsilon_E = -2$, $\mu_E = 1$, $\varepsilon_M = 3$, and $\mu_M = -2$.

(ii) Cutoff regime: When $|\varepsilon_M| < |\varepsilon_E|$, the condition $|\eta_M| > |\eta_E|$ is for the cutoff of the slab-induced propagating mode originated from the strong coupling between double interfaces. In Fig. 3(b), we plotted the effective indexes of the mode when $\varepsilon_E = -3$, $\mu_E = 1$, $\varepsilon_M = 2$, and $\mu_M = -1$, which satisfy Eq. 12 in the cutoff regime. As can also be found in the figure, the slab waveguide can guide a propagating mode even though cutoff-regime singly negative metamaterials comprise the slab and it

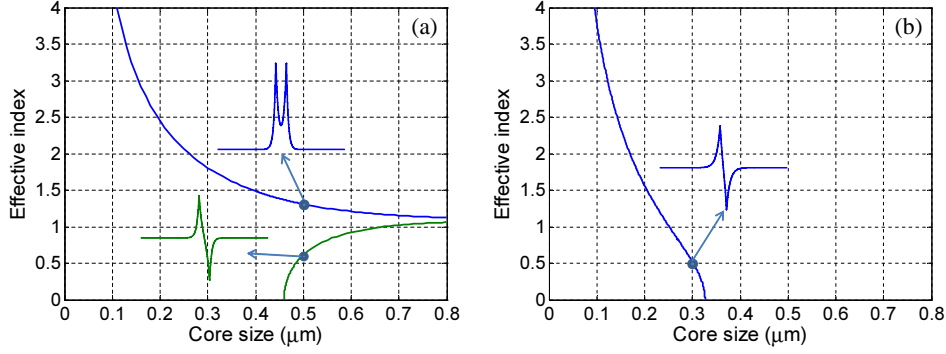


FIG. 3: (Color online) The same as Fig. 2 when $|\eta_M| > |\eta_E|$. (a) Conventional case: When $\varepsilon_E = -2$, $\mu_E = 1$, $\varepsilon_M = 3$, and $\mu_M = -2$ at $\lambda = 1550$ nm ($|\varepsilon_M| > |\varepsilon_E|$). (b) Cutoff regime: When $\varepsilon_E = -3$, $\mu_E = 1$, $\varepsilon_M = 2$, and $\mu_M = -1$ ($|\varepsilon_M| < |\varepsilon_E|$). Insets: H_y profiles when $d = 0.5$ μm (a) and 0.3 μm (b), respectively.

becomes cut off when the coupling effects diminish sufficiently (when d becomes larger than 0.33 μm).

Summarizing above discussions, we can obtain a new kind of propagating modes which have their origin in the strong coupling of double interfaces between *cutoff-regime* ε -negative and μ -negative layers when (i) $|\eta_M| < |\eta_E|$ and $|\varepsilon_M| > |\varepsilon_E|$, in which case the mode has an even parity and (ii) $|\eta_M| > |\eta_E|$ and $|\varepsilon_M| < |\varepsilon_E|$, in which case the mode has an odd one [12].

We note that similar configuration (in that ε is negative in the core and positive in the clads) can be made by adopting a doubly negative medium: dielectric/doubly negative/dielectric or μ -negative/doubly negative/ μ -negative waveguides. In these cases, as was

in the MIM waveguide, we can obtain at most the cut-off conditions of the oscillatory waves which are index-guided through the doubly negative core. Therefore, we can claim that the cutoff of the propagating mode which has its origin in the evanescent local surface mode or the slab-induced propagating mode supported by the strong coupling between double interfaces is the unique feature of the μ -negative/ ε -negative/ μ -negative and similarly ε -negative/ μ -negative/ ε -negative waveguides.

This work was supported by the National Research Foundation and the Ministry of Education, Science and Technology of Korea through the Creative Research Initiative Program (Active Plasmonics Application Systems).

-
- [1] A. D. Boardman, N. King, and L. Velasco, *Electromagnetism* **25**, 365 (2005).
 - [2] S. A. Ramakrishna, *Rep. Prog. Phys.* **68**, 449 (2005).
 - [3] K.-Y. Kim, J. Park, and B. Lee, *Phys. Rev. A* **79**, 055801 (2009).
 - [4] K.-Y. Kim, I.-M. Lee, and B. Lee, *IEEE Photon. Technol. Lett.* **21**, 736 (2009).
 - [5] K.-Y. Kim and S. Kim, *J. Opt. Soc. Korea* **13**, 484 (2009).
 - [6] We will limit our attention only to the μ -negative/ ε -negative/ μ -negative waveguide structure. But nearly identical conclusions can be drawn for the complementary ε -negative/ μ -negative/ ε -negative one.
 - [7] A. Alu and N. Engheta, *IEEE MTT-S International Microwave Symposium Digest* **1**, 313 (2003).
 - [8] A. Alu and N. Engheta, *IEEE Trans. Antennas Propagat.* **51**, 2558 (2003).
 - [9] A. Alu and N. Engheta, *IEEE Trans. Microw. Th. Techn.* **52**, 199 (2004).
 - [10] S. I. Bozhevolnyi (eds.), *Plasmonic Nanoguides and Circuits* (Pan Stanford Publishing Pte. Ltd., Singapore, 2009).
 - [11] Light waves have a tendency to increase their portion

guided through the medium having a larger $\varepsilon \cdot \mu$ value than the neighbors. In the μ -negative/ ε -negative/ μ -negative waveguide, if $\varepsilon_M \mu_M > \varepsilon_E \mu_E$, light waves prefer the peripheral μ -negative layers and thus, try to decrease their portion guided through the ε -negative core. Therefore, the fundamental mode (which has a minimum phase velocity or a maximum propagation constant) has an odd parity which can have a vacancy near the center of the core. If $\varepsilon_M \mu_M < \varepsilon_E \mu_E$ instead, light waves prefer the central ε -negative layer and the fundamental mode gets to have an even parity which can fill the core to the maximum extent possible. For details on this interpretation, see K.-Y. Kim, J. Jung, and J. Kim, "Guiding principle of light waves through metamaterial layers," *IEEE Photon. Technol. Lett.* (will appear), which is available at [arXiv:1007.0396](https://arxiv.org/abs/1007.0396).

- [12] For TE-polarized light waves, we can similarly draw a conclusion that these slab-induced propagating modes can exist when (i) $|\eta_M| > |\eta_E|$ and $|\mu_M| > |\mu_E|$ (having an even parity) and (ii) $|\eta_M| < |\eta_E|$ and $|\mu_M| < |\mu_E|$ (having an odd one).