

On the Relationship Between Complex Potentials and Strings of Projection Operators

J.J.Halliwell and J.M.Yearsley

Blackett Laboratory

Imperial College

London SW7 2BZ

UK

(Dated: January 26, 2023)

Abstract

It is of interest in a variety of contexts, and in particular in the arrival time problem, to consider the quantum state obtained through unitary evolution of an initial state regularly interspersed with projections onto the positive x -axis (pulsed measurements). Echanobe, del Campo and Muga have given a compelling but heuristic argument that the state thus obtained is approximately equivalent to the state obtained by evolving in the presence of a certain complex potential of step-function form. In this paper, with the help of the path decomposition expansion, we give a detailed proof of this approximate equivalence and determine the precise conditions under which it is valid.

PACS numbers:

I. INTRODUCTION

A number of physically interesting situations in quantum theory concern the question of what happens to an initial quantum state $|\psi\rangle$ which is acted on by a sequence of projection operators interspersed with unitary evolution for time ϵ ,

$$|\psi_P(\tau)\rangle = e^{-iH\epsilon} P e^{-iH\epsilon} \dots P e^{-iH\epsilon} |\psi\rangle \quad (1.1)$$

(Here, there are n projection operators and $\tau = (n + 1)\epsilon$ and we use units in which $\hbar = 1$). Such an object describes pulsed measurements but it also crops up in the decoherent histories approach to quantum theory, where the right-hand side is the amplitude for a quantum-mechanical history [1–6].

We are interested in the specific case of a free particle with P taken to be the projection onto the positive x -axis, $P = \theta(\hat{x})$. For sufficiently small ϵ , Eq.(1.1) is then a candidate for the amplitude to remain in $x > 0$ during the time interval $[0, \tau]$, an object that is of interest in the arrival time problem [7–10].

It is then of interest to explore the properties of this amplitude for a range of values of the time spacing ϵ . It is known that as $\epsilon \rightarrow 0$, we approach the Zeno limit, in which the state becomes entirely confined to the Hilbert subspace of states with support only in $x > 0$, so that an incoming wave packet from the right is totally reflected [11–13]. However, it is of greater physical interest to explore the case of non-zero ϵ , in which the system is monitored sufficiently well to get some idea of whether the particle is in $x > 0$, yet not monitored so much that an incoming state is significantly reflected at $x = 0$.

A significant result in this area is due to Echanobe, del Campo and Muga, who claimed that for finite ϵ the string of projection operators in Eq.(1.1) is approximately equivalent to evolution in the presence of a complex potential [14]. That is,

$$e^{-iH\epsilon} P e^{-iH\epsilon} \dots P e^{-iH\epsilon} \approx \exp(-iH\tau - V_0\theta(-x)\tau) \quad (1.2)$$

They assert that this result is valid if, for a given ϵ , V_0 is chosen such that $V_0\epsilon \gg 1$ and $V_0 \gg \Delta H$, where ΔH is the energy uncertainty of the initial state of the system. This is a significant result since Eq.(1.1) is not easy to evaluate analytically but the Schrödinger equation with a complex step potential in Eq.(1.2) can be solved straightforwardly. Furthermore, such complex potentials have been studied extensively in the literature and can

often be linked to particular detection methods [15]. Echanobe et al asserted this result on the basis of significant numerical evidence together with a compelling but heuristic analytic argument.

The purpose of this paper is to give a more rigorous derivation of the equivalence Eq.(1.2). This puts the relationship on a firmer footing, yields a more detailed appreciation of the errors involved and gives a more definite relationship between the parameters V_0 and ϵ .

We begin in Section 2 with a brief summary of the derivation of Echanobe et al with a small extension of it that turns out to be important. We then in Section 3 give a detailed formulation of the problem and how we solve it. The key idea is to use the path decomposition expansion in which the propagators associated with each side of Eq.(1.2) are factored across the surface $x = 0$ [16–18]. The problem of proving the equivalence Eq.(1.2) thereby reduces to proving it for propagation between points at $x = 0$ for different times. In Sections 4, 5, 6 and 7 we give a detailed evaluation of the relevant propagator in different regimes and in Section 8 we give a detailed discussion of the timescales involved. We summarize and conclude in Section 9.

II. REVIEW AND EXTENSION OF EARLIER WORK

We first review and extend the derivation of Echanobe et al [14]. They first note that

$$\exp(-V_0\theta(-\hat{x})\epsilon) = P + e^{-V_0\epsilon}\bar{P} \quad (2.1)$$

where, recall $P = \theta(\hat{x})$ and $\bar{P} = 1 - P$. It follows that

$$P = \theta(\hat{x}) \approx \exp(-V_0\theta(-\hat{x})\epsilon) \quad (2.2)$$

as long as the parameter

$$\alpha = V_0\epsilon \quad (2.3)$$

is sufficiently large that

$$e^{-\alpha} \ll 1 \quad (2.4)$$

Eq.(1.2) then follows from the approximate equivalence,

$$\exp(-iH\epsilon) \exp(-V_0\theta(-\hat{x})\epsilon) \approx \exp(-iH\epsilon - V_0\theta(-\hat{x})\epsilon) \quad (2.5)$$

which will hold as long as

$$V_0 \epsilon^2 |\langle [H, \theta(-\hat{x})] \rangle| \ll 1 \quad (2.6)$$

where the average is taken in the initial state. Echanobe et al put an upper bound on the left-hand side using the Schrödinger-Robertson inequality and Eq.(2.6) may then be written in either of the two forms

$$\alpha^2 \Delta H \ll V_0 \quad (2.7)$$

or

$$\alpha \epsilon \ll \frac{1}{\Delta H} \quad (2.8)$$

which implies that the time between projections is much less than the Zeno time, the typical timescale on which the state undergoes significant change [11].

Since the parameter α need only satisfy an inequality, Eq.(2.4), the relationship Eq.(2.3) between ϵ and V_0 is not uniquely determined. However, it turns out that the above derivation can be extended somewhat to give a definite between ϵ and V_0 . This turns out to be relevant to the more substantial derivation given in the rest of this paper.

The above result may be written,

$$\exp(-iH\epsilon - V_0\theta(-\hat{x})\epsilon) \approx \exp(-iH\epsilon) P \quad (2.9)$$

under the conditions given above. Now suppose α is an integer and write $\epsilon = \alpha\epsilon'$, where

$$V_0\epsilon' = 1 \quad (2.10)$$

Then, since $P = P^2$, we may approximate Eq.(2.9) by

$$\begin{aligned} \exp(-iH\epsilon - V_0\theta(-\hat{x})\epsilon) &\approx e^{-iH\epsilon'} P e^{-iH\epsilon'} P \dots e^{-iH\epsilon'} P \\ &= \left(e^{-iH\epsilon'} P \right)^\alpha \end{aligned} \quad (2.11)$$

as long as the contribution from the commutator terms between $e^{-iH\epsilon'}$ and P is sufficiently small. There will be of order α^2 such terms, hence the error in this approximation is of order $\alpha^2\epsilon'\Delta H$ and from Eq.(2.7), this error is much less than 1.

We therefore see that the desired result Eq.(1.2) actually holds for much smaller time steps, $\epsilon' = 1/V_0$. The key point here is that even the longer timescale ϵ is still much less than the Zeno time and, since nothing changes on this timescale, there is essentially no difference between Eqs.(2.9) and (2.11).

III. DETAILED FORMULATION OF THE PROBLEM

In this paper, we will prove the relationship Eq.(1.2) in a much more substantial way by proving the approximate equivalence of the propagators

$$g_V(x_1, \tau|x_0, 0) = \langle x_1 | \exp(-iH\tau - V_0\theta(-x)\tau) | x_0 \rangle \quad (3.1)$$

$$g_P(x_1, \tau|x_0, 0) = \langle x_1 | e^{-iH\epsilon_n} P e^{-iH\epsilon} \dots e^{-iH\epsilon} P e^{-iH\epsilon_0} | x_0 \rangle \quad (3.2)$$

for some relationship between the parameters ϵ and V_0 , to be determined. Note that in Eq.(3.2), we have chosen the initial and final time spacings to be ϵ_0 and ϵ_n , with

$$\tau = (n-1)\epsilon + \epsilon_0 + \epsilon_n \quad (3.3)$$

This turns out to be necessary for the most general proof of Eq.(1.2). For the special case $\epsilon_n = \epsilon = \epsilon_0$, we may also write

$$g_P(x_1, \tau|x_0, 0) = \langle x_1 | e^{-iH\tau} P(n\epsilon) \dots P(2\epsilon) P(\epsilon) | x_0 \rangle \quad (3.4)$$

Each of the above propagators may be represented by a path integral,

$$g_V(x_1, \tau|x_0, 0) = \int \mathcal{D}x \exp\left(i \int_0^\tau dt \left[\frac{1}{2}m\dot{x}^2 + iV_0\theta(-x)\right]\right) \quad (3.5)$$

$$g_P(x_1, \tau|x_0, 0) = \int_P \mathcal{D}x \exp\left(i \int_0^\tau dt \frac{1}{2}m\dot{x}^2\right) \quad (3.6)$$

where in both cases the paths are from $x(0) = x_0$ to $x(\tau) = x_1$ and in the second case, Eq.(3.6), P denotes that the paths are restricted to be in the positive x -axis at times $t = \epsilon_0 + (k-1)\epsilon$, $k = 1, 2 \dots n$.

A closely related object that will be important is the restricted propagator,

$$g_r(x_1, \tau|x_0, 0) = \int_{x(t)>0} \mathcal{D}x \exp\left(i \int_0^\tau dt \frac{1}{2}m\dot{x}^2\right) \quad (3.7)$$

where again the paths are from $x(0) = x_0$ to $x(\tau) = x_1$ but with $x(t) > 0$ for all times in $[0, \tau]$. It may also be written in a convenient operator form

$$g_r(\tau, 0) = P \exp(-iPHP\tau) \quad (3.8)$$

For the free particle, considered here, it may be calculated explicitly using the method of images and is

$$\begin{aligned} g_r(x_1, \tau|x_0, 0) &= \left(\frac{m}{2\pi i\tau}\right)^{1/2} \theta(x_1)\theta(x_0) \\ &\times \left[\exp\left(\frac{im(x_1-x_0)^2}{2\tau}\right) - \exp\left(\frac{im(x_1+x_0)^2}{2\tau}\right) \right] \end{aligned} \quad (3.9)$$

The restricted propagator plays an important role here since $g_P \rightarrow g_r$ in the limit $n \rightarrow \infty$, $\epsilon \rightarrow 0$ with τ constant, and also $g_V \rightarrow g_r$ as $V_0 \rightarrow \infty$. It follows that g_V and g_P become arbitrarily close to each other for sufficiently large V_0 and n , since they both tend to the same limit. This is the underlying reason why we expect the approximate equivalence Eq.(1.2) should hold.

The propagators g_P and g_V may be decomposed using the path decomposition expansion (PDX), in which a propagator is split into propagation corresponding to paths entirely in $x > 0$, paths entirely in $x < 0$ and paths starting and ending on the boundary [16–18].

We consider first the case in which the initial and final points are on the same side of the surface in $x > 0$. For any propagator g the PDX has the form,

$$g(x_1, \tau|x_0, 0) = \frac{1}{4m^2} \int_0^\tau dt_2 \int_0^{t_2} dt_1 \frac{\partial g_r}{\partial x}(x_1, \tau|x, t_2)|_{x=0} g(0, t_2|0, t_1) \frac{\partial g_r}{\partial x}(x, t_1|x_0, 0)|_{x=0} + g_r(x_1, \tau|x_0, 0) \quad (3.10)$$

where g_r is the restricted propagator in $x > 0$. (See Figure 1.) Eq.(3.10) holds for both g_P and g_V , but the restricted part g_r is the same in each case and equal to Eq.(3.9) above, since the restriction on paths defining g_P and the presence of the complex potential in g_V in Eqs.(3.5), (3.6) are both redundant if $x(t) > 0$. Eq.(3.10) may be simplified using

$$\frac{\partial g_r}{\partial x}(x, t_1|x_0, 0)|_{x=0} = 2 \frac{\partial g_f}{\partial x}(0, t_1|x_0, 0) \quad (3.11)$$

which follows from Eq.(3.9), where g_f denotes the free particle propagator. It follows from the above that g_P and g_V could differ only in terms of their propagation along $x = 0$, hence to prove the approximate equivalence of the propagators Eqs.(3.1), (3.2), we need to prove that

$$g_P(0, t_2|0, t_1) \approx g_V(0, t_2|0, t_1) \quad (3.12)$$

Note that, unlike $g_V(0, t_2|0, t_1)$, $g_P(0, t_2|0, t_1)$ is not covariant under time translation, that is,

$$g_P(0, t_2|0, t_1) \neq g_P(0, t_2 - t_1|0, 0) \quad (3.13)$$

although it has an approximate covariance on timescales much greater than ϵ , as we will see below.

The second case is that in which the initial and final points are on opposite sides of the

surface, $x_1 < 0$ and $x_0 > 0$. In this case we have for g_V ,

$$g_V(x_1, \tau|x_0, 0) = \frac{1}{4m^2} \int_0^\tau dt_2 e^{-V_0(\tau-t_2)} \int_0^{t_2} dt_1 \frac{\partial g_r}{\partial x}(x_1, \tau|x, t_2)|_{x=0} \\ \times g_V(0, t_2|0, t_1) \frac{\partial g_r}{\partial x}(x, t_1|x_0, 0)|_{x=0} \quad (3.14)$$

since the last section of the paths is in $x < 0$ where the complex potential acts. For g_P , if $x_1 < 0$, since the paths must be in $x > 0$ at the given discrete set of times, the last crossing time t_2 cannot be less than the last time $\tau - \epsilon_n$ at which the projectors act, hence

$$g_P(x_1, \tau|x_0, 0) = \frac{1}{4m^2} \int_{\tau-\epsilon_n}^\tau dt_2 \int_0^{t_2} dt_1 \frac{\partial g_r}{\partial x}(x_1, \tau|x, t_2)|_{x=0} \\ \times g_P(0, t_2|0, t_1) \frac{\partial g_r}{\partial x}(x, t_1|x_0, 0)|_{x=0} \quad (3.15)$$

Again we will have to prove that Eq.(3.12) holds, but these two expressions Eqs.(3.14), (3.15) also differ in the form of the t_2 integral. However, since $V_0\epsilon \approx 1$, the form of the exponential in Eq.(3.14) effectively squeezes t_2 to lie approximately within ϵ of τ , so we have

$$\int_0^\tau dt_2 e^{-V_0(\tau-t_2)} \approx \int_{\tau-\epsilon_n}^\tau dt_2 \quad (3.16)$$

and Eqs.(3.14) and (3.15) are approximately the same.

We see that both cases reduce to proving Eq.(3.12). The propagator along the boundary for the complex potential is known [19], and is given by

$$g_V(0, t|0, 0) = \left(\frac{m}{2\pi it}\right)^{1/2} \frac{(1 - e^{-V_0 t})}{V_0 t} \\ := \left(\frac{m}{2\pi it}\right)^{1/2} f_V(t). \quad (3.17)$$

The main purpose of the remainder of this paper is to calculate the propagator with projection operators along the boundary,

$$g_P(0, \tau|0, 0) = \langle 0|e^{-iH\epsilon_n} P e^{-iH\epsilon} \dots e^{-iH\epsilon} P e^{-iH\epsilon_0}|0\rangle \quad (3.18)$$

and show that the approximation Eq.(3.12) holds, under conditions to be determined.

In what follows, our main result is to show that, to a good approximation,

$$g_P(0, t|0, 0) \approx \left(\frac{m}{2\pi it}\right)^{1/2} f_P(t) \quad (3.19)$$

where $f_P(t)$ is a kind of saw-tooth function – a piecewise linear function with peaks immediately followed by troughs at $t_k = \epsilon_0 + (k - 1)\epsilon$, $k = 1, 2, \dots$. Approaching t_k from below, there is a peak of value

$$f_P(t_k) = \frac{1}{k + 1} \quad (3.20)$$

and approaching t_k from above there is a trough of half that size. That is

$$f_P(t) = \frac{(t - t_{k-1})}{(k + 1)\epsilon} + \frac{(t_k - t)}{2k\epsilon} \quad \text{for } t_{k-1} \leq t < t_k, \quad k = 2, 3, \dots \quad (3.21)$$

and

$$f_P(t) = 1 \quad \text{for } 0 \leq t < \epsilon_0 \quad (3.22)$$

The functions $f_P(t)$ and $f_V(t)$ are shown in Figure 2. We see that $f_P(t)$ oscillates with period ϵ about $f_V(t)$, as long as we choose V_0 so that $f_V(t)$ lies between the peaks and troughs of $f_P(t)$. That is, for large k , we require that

$$\frac{1}{2k} < \frac{1}{V_0 t} < \frac{1}{k} \quad (3.23)$$

Since $t \approx k\epsilon$, $f_V(t)$ will lie approximately midway between the peaks and troughs of $f_P(t)$ if

$$V_0 \epsilon \approx \frac{4}{3} \quad (3.24)$$

Recalling that the propagator is attached through the PDX Eq.(3.10) to an initial state, the oscillations, and hence the differences between g_P and g_V , will be smoothed out as long as ϵ is chosen to be smaller than the timescale of variation of the initial state. With some qualifications (discussed further in Section 8), this timescale is the Zeno time, $1/\Delta H$. The desired approximation Eq.(3.12) will therefore hold in a time-averaged sense, and we thus have significant agreement with the extended version of the original argument of Echanobe et al described in Section 2.

In the following sections, we evaluate Eq.(3.18) and confirm the form Eq.(3.21) of $f_P(t)$. In Section 4 we evaluate Eq.(3.18) exactly for the cases of one, two and three projections. We also show why in general the troughs of $f_P(t)$ are exactly half the size of the peaks by considering the limit $\epsilon_n \rightarrow 0$ of Eq.(3.18). In Section 5, we use a lattice method to derive the magnitude of the peaks of $f_P(t)$ for large k . These results are substantiated in Section 6, where we use an S-matrix expansion to derive some exact results for a certain time-averaged version of Eq.(3.18). In Section 7, we fill in some of the gaps in these regimes and approximations by computing Eq.(3.18) using numerical methods.

We will find in the numerical and analytic solutions that the function interpolating between the troughs and peaks of $f_P(t)$ is not in fact a linear function in general. It is interesting however, that, because of the slow time variation of the initial state in comparison to ϵ , the precise form of this function turns out to be unimportant, and this is what makes the problem more tractable than one might expect. All that is important is the location of the peaks and troughs of the saw-tooth function and the period of their oscillation. It is this separation of timescales that also restores an approximate time translation covariance to g_P , even though it does not hold exactly in general, Eq.(3.13).

IV. EXACT ANALYTIC RESULTS

In this section we carry out an exact evaluation of Eq.(3.18) for the case of one, two and three projections. For simplicity, we take the initial time interval ϵ_0 to be ϵ and for the case of three projections we are able to carry out the calculation only in when the final time $\epsilon_n = \epsilon$. We thus compute the objects

$$g_P(0, t|0, 0) = \begin{cases} \langle 0|e^{-iHt}|0\rangle, & \text{if } 0 \leq t < \epsilon \\ \langle 0|e^{-iH(t-\epsilon)}Pe^{-iH\epsilon}|0\rangle, & \text{if } \epsilon \leq t < 2\epsilon \\ \langle 0|e^{-iH(t-2\epsilon)}Pe^{-iH\epsilon}Pe^{-iH\epsilon}|0\rangle, & \text{if } 2\epsilon \leq t < 3\epsilon \\ \langle 0|e^{-iH\epsilon}Pe^{-iH\epsilon}Pe^{-iH\epsilon}Pe^{-iH\epsilon}|0\rangle, & \text{if } t = 4\epsilon \end{cases} \quad (4.1)$$

We will show that

$$g_P(0, t|0, 0) = \begin{cases} \left(\frac{m}{2\pi it}\right)^{\frac{1}{2}} & \text{if } 0 \leq t < \epsilon \\ \frac{1}{2} \left(\frac{m}{2\pi it}\right)^{\frac{1}{2}} & \text{if } \epsilon \leq t < 2\epsilon \\ \frac{1}{4} \left(1 + \frac{2}{\pi} \text{ArcTan}[(t - 2\epsilon)/t]^{\frac{1}{2}}\right) \left(\frac{m}{2\pi it}\right)^{\frac{1}{2}} & \text{if } 2\epsilon \leq t < 3\epsilon \\ \frac{1}{4} \left(\frac{m}{2\pi it}\right)^{\frac{1}{2}} & \text{if } t = 4\epsilon \end{cases} \quad (4.2)$$

thereby confirming the approximate form of the saw-tooth function, Eq.(3.21), for the first few projections. These expressions all have the property that the value of $g_P(0, t|0, 0)$ drops to half its value immediately after a projection and we show why this is true in general at the end of this section.

To compute Eq.(4.1) it turns out to be useful to consider more general objects, in which

the projections may be P , \bar{P} or the identity. We therefore consider the object

$$g_{P,C}(0, t|0, 0) = \int_C dx_1 \dots dx_n \left(\frac{m}{2\pi i \epsilon} \right)^{n/2} \left(\frac{m}{2\pi i(t - n\epsilon)} \right)^{1/2} \\ \times \exp \left(\frac{imx_1^2}{2\epsilon} + \frac{im}{2\epsilon} \sum_{k=1}^{n-1} (x_k - x_{k+1})^2 + \frac{imx_n^2}{2(t - n\epsilon)} \right) \quad (4.3)$$

Here $C = \{+, -, 0, \dots\}$ symbolically stands for the integration ranges of the x_k , eg $C = \{+, -, 0, \dots\}$ means $0 < x_1 < \infty, -\infty < x_2 < 0, -\infty < x_3 < \infty$ etc. Performing a Wick rotation, $\epsilon \rightarrow -i\epsilon$ and changing variables yields

$$g_{P,C}(0, -it|0, 0) = \left(\frac{m}{2\pi} \right)^{1/2} \int_C \frac{dy_1 \dots dy_n}{(\pi\epsilon)^{n/2} (t - n\epsilon)^{1/2}} \\ \times \exp \left(-\frac{y_1^2}{\epsilon} - \sum_{k=1}^{n-1} \frac{(y_k - y_{k+1})^2}{\epsilon} - \frac{y_n^2}{(t - n\epsilon)} \right) \quad (4.4)$$

$$:= \left(\frac{m}{2\pi} \right)^{1/2} T_C(\epsilon, t) \quad (4.5)$$

The cases of no projection and one projection are trivially evaluated, and we easily obtain the first two equations in Eq.(4.2). For the case of two projections, we need to evaluate the object

$$T_{++}(\epsilon_1, \epsilon_2, \epsilon_3) = \int_0^\infty \frac{dy_1 dy_2}{\pi \sqrt{\epsilon_1 \epsilon_2 \epsilon_3}} \exp \left(-\frac{y_1^2}{\epsilon_1} - \frac{(y_1 - y_2)^2}{\epsilon_2} - \frac{y_2^2}{\epsilon_3} \right) \quad (4.6)$$

(a slight generalization of the T_C defined in Eq.(4.5)). Changing variables to $r = y_1, y = y_2/y_1$ gives,

$$T_{++}(\epsilon_1, \epsilon_2, \epsilon_3) = \int_0^\infty \frac{dr dy}{\pi \sqrt{\epsilon_1 \epsilon_2 \epsilon_3}} r \exp \left(-r^2 \left\{ \frac{1}{\epsilon_1} + \frac{(1-y)^2}{\epsilon_2} + \frac{y^2}{\epsilon_3} \right\} \right) \\ = \int_0^\infty \frac{dy}{2\pi} \frac{1}{(\epsilon_2 \epsilon_3 + \epsilon_1 \epsilon_3 (1-y)^2 + \epsilon_1 \epsilon_2 y^2)} \\ = \int_0^\infty \frac{dy}{2\pi} \frac{1}{a + by + cy^2} \quad (4.7)$$

Where $a = \epsilon_3(\epsilon_1 + \epsilon_2)$, $b = -2\epsilon_1\epsilon_3$, $c = \epsilon_1(\epsilon_2 + \epsilon_3)$. Now use the change of variables,

$$u = \frac{b}{2\sqrt{c}} + \sqrt{c}y \quad (4.8)$$

to obtain

$$T_{++}(\epsilon_1, \epsilon_2, \epsilon_3) = \frac{1}{2\pi} \sqrt{\frac{\epsilon_2}{\epsilon_1 \epsilon_3 c}} \int_{\frac{b}{2\sqrt{c}}}^\infty du \frac{1}{u^2 + \frac{4ac - b^2}{4c}} \quad (4.9)$$

Noting that $4ac - b^2 > 0$, and using the standard integral [20]

$$\int du \frac{1}{u^2 + \alpha^2} = \frac{1}{\alpha} \text{ArcTan} \left(\frac{u}{\alpha} \right) \quad (4.10)$$

we find finally

$$T_{++}(\epsilon_1, \epsilon_2, \epsilon_3) = \frac{1}{4\pi\sqrt{(\epsilon_1 + \epsilon_2 + \epsilon_3)}} \left(\pi + 2\text{ArcTan} \left(\sqrt{\frac{\epsilon_1\epsilon_3}{\epsilon_2(\epsilon_1 + \epsilon_2 + \epsilon_3)}} \right) \right) \quad (4.11)$$

Setting $\epsilon_1 = \epsilon_2 = \epsilon$ and $\epsilon_3 = t - 2\epsilon$ it follows that

$$g_P(0, t|0, 0) = \frac{1}{4} \left(1 + \frac{2}{\pi} \text{ArcTan}[(t - 2\epsilon)/t]^{\frac{1}{2}} \right) \left(\frac{m}{2\pi it} \right)^{\frac{1}{2}} \quad (4.12)$$

for $2\epsilon \leq t < 3\epsilon$, so we confirm the third equation in Eq.(4.2).

It will be useful for the three projection case below to record the following related results.

A similar analysis to that above yields

$$\begin{aligned} T_{+-}(\epsilon_1, \epsilon_2, \epsilon_3) &= \int_0^\infty dy_1 \int_{-\infty}^0 dy_2 \frac{1}{\pi\sqrt{\epsilon_1\epsilon_2\epsilon_3}} \exp \left(-\frac{y_1^2}{\epsilon_1} - \frac{(y_1 - y_2)^2}{\epsilon_2} - \frac{y_2^2}{\epsilon_3} \right) \\ &= \frac{1}{4\pi\sqrt{(\epsilon_1 + \epsilon_2 + \epsilon_3)}} \left(\pi - 2\text{ArcTan} \left(\sqrt{\frac{\epsilon_1\epsilon_3}{\epsilon_2(\epsilon_1 + \epsilon_2 + \epsilon_3)}} \right) \right) \end{aligned} \quad (4.13)$$

In particular we then have

$$T_{++} = T_{++}(\epsilon, \epsilon, \epsilon) = \frac{1}{3\sqrt{3\epsilon}} \quad (4.14)$$

$$T_{+-} = \frac{1}{6\sqrt{3\epsilon}} \quad (4.15)$$

$$T_{+0} = \frac{1}{2\sqrt{3\epsilon}} = \frac{1}{2} T_{00} \quad (4.16)$$

We are able to evaluate the three projection case only in the situation where all time intervals are equal, so we set $t - n\epsilon = \epsilon$ in the definition of T_C in Eq.(4.5). In this case, T_C possesses a number of helpful symmetries. The first is ‘‘reflection’’ symmetry: if we define $-C$ by the string obtained by letting $(+ \rightarrow -)$, $(- \rightarrow +)$, $(0 \rightarrow 0)$ then

$$T_{-C} = T_C \quad (4.17)$$

The second symmetry is ‘‘time reversal’’: if we define \tilde{C} by the string obtained by reversing the order of C , then we have

$$T_{\tilde{C}} = T_C \quad (4.18)$$

In addition we have the simple property that

$$T_{...0...} = T_{...+...} + T_{...-...} \quad (4.19)$$

These properties imply the following for the three projection case. On the one hand we have,

$$T_{++++} = T_{++0} - T_{++-} = T_{++0} - T_{0+-} + T_{-+-} \quad (4.20)$$

but we also have,

$$T_{++++} = T_{+0+} - T_{-+-} = T_{+0+} - T_{-+-} \quad (4.21)$$

Combining these expressions gives,

$$2T_{++++} = T_{+0+} + T_{++0} - T_{0+-} \quad (4.22)$$

For each of the objects on the right, we may carry out the full range integral, to leave ourselves with an object of the form $T_C(\epsilon_1, \epsilon_2, \epsilon_3)$ computed above. For example we have that $T_{+0+} = T_{++}(\epsilon, 2\epsilon, \epsilon)$. Each of these objects may then be evaluated using Eq.(4.11) and Eq.(4.13), and combined to give,

$$T_{++++} = \frac{1}{4\sqrt{4\epsilon}} \quad (4.23)$$

It follows that

$$g_P(0, t|0, 0) = \frac{1}{4} \left(\frac{m}{2\pi it} \right)^{\frac{1}{2}} \quad (4.24)$$

when $t = 4\epsilon$, thus confirming the fourth equation in Eq.(4.2).

To end this section, we confirm our claim in Section 3 that the function $g_P(0, t|0, 0)$ drops to half its value immediately after a projection. On the face of it, this involves interpreting the expression $\langle 0|P$ which is ambiguous, so must be defined by a limiting procedure (where, recall $\langle 0|$ denotes $\langle x|$ at $x = 0$). We thus consider the limit $\epsilon_n \rightarrow 0$ in the expression

$$\begin{aligned} g_P(0, \tau|0, 0) &= \langle 0|e^{-iH\epsilon_n} P e^{-iH\epsilon} P \dots e^{-iH\epsilon} P e^{-iH\epsilon_0}|0\rangle \\ &= \int dy \langle 0|e^{-iH\epsilon_n} P e^{-iH\epsilon}|y\rangle \langle y|P \dots e^{-iH\epsilon} P e^{-iH\epsilon_0}|0\rangle \end{aligned} \quad (4.25)$$

We seek to show that the result obtained by this limit is half the result obtained when the final projection is absent. We write

$$P = \frac{1}{2}(P + \bar{P}) + \frac{1}{2}(P - \bar{P}) \quad (4.26)$$

so that

$$\langle 0|e^{-iH\epsilon_n}Pe^{-iH\epsilon}|y\rangle = \frac{1}{2}\langle 0|e^{-iH\epsilon_n}e^{-iH\epsilon}|y\rangle + \frac{1}{2}\langle 0|e^{-iH\epsilon_n}(P - \bar{P})e^{-iH\epsilon}|y\rangle \quad (4.27)$$

The first term on the right-hand side yields the sought after factor of a half as $\epsilon_n \rightarrow 0$, so it remains to show that the second term is zero. We have

$$\langle 0|e^{-iH\epsilon_n}(P - \bar{P})e^{-iH\epsilon}|y\rangle = \int_0^\infty dx \langle 0|e^{-iH\epsilon_n}|x\rangle (\langle x|e^{-iH\epsilon}|y\rangle - \langle -x|e^{-iH\epsilon}|y\rangle) \quad (4.28)$$

where we have used the fact that

$$\langle 0|e^{-iH\epsilon_n}|x\rangle = \langle 0|e^{-iH\epsilon_n}|-x\rangle \quad (4.29)$$

(for the free particle, considered here). As $\epsilon_n \rightarrow 0$, $\langle 0|e^{-iH\epsilon_n}|x\rangle \rightarrow \delta(x)$ and the pair of terms in brackets on the right-hand side cancel in Eq.(4.28), so we obtain zero as required.

V. ASYMPTOTIC LIMIT

We now consider the asymptotic evaluation of $g_P(0, \tau|0, 0)$ for large n in the case $\epsilon_n = \epsilon = \epsilon_0$. This will give the values of the peaks of $f_P(t)$, Eq.(3.20).

Recall that in the limit $n \rightarrow \infty$ and $\epsilon \rightarrow 0$ with $\tau = (n+1)\epsilon$ fixed, $g_P(x_1, \tau|x_0, 0)$ tends to the restricted propagator $g_r(x_1, \tau|x_0, 0)$. To obtain the asymptotic form of $g_P(0, \tau|0, 0)$ for large n we therefore need to determine the lowest non-trivial correction to this result. It is clear from the definition Eq.(3.2) of g_P that close to the limit, we have the general form

$$g_P(x_1, \tau|x_0, 0) = g_r(x_1, \tau|x_0, 0) + \epsilon g_1(x_1, \tau|x_0, 0) + O(\epsilon^2) \quad (5.1)$$

for some function $g_1(x_1, \tau|x_0, 0)$. Since the restricted propagator vanishes if either $x_1 = 0$ or $x_0 = 0$, the object we need to calculate is

$$g_1(0, \tau|0, 0) = \lim_{\epsilon \rightarrow 0, n \rightarrow \infty} \frac{g_P(0, \tau|0, 0)}{\epsilon} \quad (5.2)$$

A standard and convenient way to do this is to rotate to imaginary time $\tilde{\tau}$ (we use tilde to denote Euclideanized time) and then write $g_P(x_1, \tilde{\tau}|x_0, 0)$ as a Euclidean path integral. This is then defined in terms of the continuum limit of probabilities of random walks on a space time lattice of temporal spacing $\Delta\tilde{\tau}$ and spatial spacing η . The details of this construction are very conveniently given by Hartle [21] so we will give only the briefest

account here. Using this language, $g_P(0, \tilde{\tau}|0, 0)$ is then the continuum limit of the object $(2\eta)^{-1}u_P(0, \tilde{\tau}|0, 0)$, where $u_P(0, \tilde{\tau}|0, 0)$ is the probability for a random walk on the lattice starting at the origin and ending at the origin at time $\tilde{\tau}$, with the restriction that the walker is in the positive x -axis at the intermediate times $\tilde{\epsilon}, 2\tilde{\epsilon}, 3\tilde{\epsilon}\dots$ (where $\tilde{\epsilon} \geq \Delta\tilde{\tau}$).

The calculation of u_P defined in this way, for values of $\tilde{\epsilon}$ generally greater than the lattice spacing $\Delta\tilde{\tau}$, is in fact a known problem in combinatorics called the tennis ball problem. It appears to have a formal solution, but this solution is too implicit for us to extract a useful result [22].

Fortunately, however, for the purposes of calculating the limit Eq.(5.2) the results of Ref.[21] are sufficient. For this case, we set $\tilde{\epsilon} = \Delta\tilde{\tau}$ and $u_P(0, \tilde{\tau}|0, 0)$ is then the probability for a random walk from the origin to itself, with the restriction that the walker is in the positive x -axis at *every* intermediate step. On a finite lattice Hartle's calculations give the result,

$$\frac{1}{2\eta}u_P(0, \tilde{\tau}|0, 0) = \left(\frac{m}{2\pi\tilde{\tau}}\right)^{1/2} \frac{\tilde{\epsilon}}{\tilde{\tau}} \quad (5.3)$$

to leading order for small $\tilde{\epsilon}, \eta$ [21]. We may use this result to compute the limit Eq.(5.2), which, continued back to real time, is

$$g_1(0, \tau|0, 0) = \left(\frac{m}{2\pi i\tau}\right)^{1/2} \frac{1}{\tau} \quad (5.4)$$

Through Eq.(5.1), this confirms Eq.(3.20) for large k .

VI. A TIME AVERAGED RESULT

We have argued that at the peak values of $g_P(0, \tau|0, 0)$ with n projections, we have the approximate result

$$\langle 0|e^{-iH\tau}P(n\epsilon)\dots P(2\epsilon)P(\epsilon)|0\rangle \approx \left(\frac{m}{2\pi i\tau}\right)^{1/2} \frac{1}{n+1} \quad (6.1)$$

We showed above that this is exact for $n = 1, 2, 3$ and true asymptotically for large n . Some interesting exact results for any n may be obtained by considering a more general version of this object in which the projections are not restricted to act at the given set of times, $\epsilon, 2\epsilon, 3\epsilon\dots$.

On the one hand, Eq.(3.17) may be expanded as a power series in powers of V_0 :

$$g_V(0, \tau|0, 0) = \left(\frac{m}{2\pi i\tau}\right)^{1/2} \sum_{n=0}^{\infty} \frac{(-1)^n}{(n+1)!} V_0^n \tau^n \quad (6.2)$$

On the other hand, the evolution operator with complex potential may be expanded in the usual S-matrix expansion,

$$\begin{aligned} e^{-i(H-iV)\tau} &= e^{-iH\tau} T \exp \left(- \int_0^\tau dt V(t) \right) \\ &= e^{-iH\tau} \sum_{n=0}^{\infty} \frac{(-1)^n}{n!} \int_0^\tau dt_n \dots \int_0^\tau dt_1 T[V(t_n) \dots V(t_1)] \end{aligned} \quad (6.3)$$

where T denotes time ordering, $V(t) = V_0 \bar{P}(t)$ and $\bar{P}(t) = e^{iHt} \bar{P} e^{-iHt}$. It follows that

$$\begin{aligned} g_V(0, \tau | 0, 0) &= \langle 0 | \exp(-i(H-iV)\tau) | 0 \rangle \\ &= \sum_{n=0}^{\infty} \frac{(-1)^n}{n!} V_0^n \int_0^\tau dt_n \dots \int_0^\tau dt_1 \langle 0 | e^{-iH\tau} T[\bar{P}(t_n) \dots \bar{P}(t_1)] | 0 \rangle \end{aligned} \quad (6.4)$$

Equating powers of V_0 in Eqs.(6.2) and (6.4) and writing out the time ordering explicitly, we deduce that

$$\frac{n!}{\tau^n} \int_0^\tau dt_n \int_0^{t_n} dt_{n-1} \dots \int_0^{t_2} dt_1 \langle 0 | e^{-iH\tau} P(t_n) \dots P(t_1) | 0 \rangle = \left(\frac{m}{2\pi i \tau} \right)^{1/2} \frac{1}{n+1} \quad (6.5)$$

(Here, we have used the fact that we may replace all the \bar{P} 's with P 's in this expression).

Noting that

$$\frac{n!}{\tau^n} \int_0^\tau dt_n \int_0^{t_n} dt_{n-1} \dots \int_0^{t_2} dt_1 = 1 \quad (6.6)$$

we see that Eq.(6.5) is of the desired general form, Eq.(6.1) but time-averaged over the times of the projections.

The question is now to what extent the time-averaged expression on the left-hand side of Eq.(6.5) is close to Eq.(6.1). We may take this further in two different ways.

First, note that for a real-valued function f of n variables, we have the mean value theorem

$$\frac{n!}{\tau^n} \int_0^\tau dt_n \int_0^{t_n} dt_{n-1} \dots \int_0^{t_2} dt_1 f(t_n, t_{n-1} \dots t_1) = f(\xi_n, \xi_{n-1} \dots \xi_1) \quad (6.7)$$

for some set of numbers $\xi_n \geq \xi_{n-1} \geq \dots \geq \xi_1$ in the interval $[0, \tau]$. The integral in Eq.(6.5) is easily made into a real integral over a real-valued function by analytic continuation, and we therefore deduce the exact result

$$\langle 0 | e^{-iH\tau} P(\xi_n) \dots P(\xi_1) | 0 \rangle = \left(\frac{m}{2\pi i \tau} \right)^{1/2} \frac{1}{n+1} \quad (6.8)$$

for *some* set of projection times $\xi_n \geq \xi_{n-1} \geq \dots \geq \xi_1$ in the interval $[0, \tau]$.

Second, we may expand the integrand in the left-hand side of Eq.(6.5) about the values $k\epsilon$, to get some insight into why these particular values have any special significance. We have

$$\begin{aligned} \langle 0|e^{-iH\tau}P(t_n)\dots P(t_1)|0\rangle &= \langle 0|e^{-iH\tau}P(n\epsilon)\dots P(\epsilon)|0\rangle \\ &+ \sum_{k=1}^n (t_k - k\epsilon) \frac{\partial}{\partial t_k} \langle 0|e^{-iH\tau}P(t_n)\dots P(t_1)|0\rangle \Big|_{t_k=k\epsilon} \\ &+ \dots \end{aligned} \quad (6.9)$$

Inserting in Eq.(6.5), and noting that

$$\frac{n!}{\tau^n} \int_0^\tau dt_n \int_0^{t_n} dt_{n-1} \dots \int_0^{t_2} dt_1 t_k = k\epsilon \quad (6.10)$$

(where, recall, $\tau = (n+1)\epsilon$) we see the first order term in the expansion Eq.(6.9) averages to zero in Eq.(6.5). This is clearly only true for expansion about the special values $t_k = k\epsilon$. We therefore obtain the desired result Eq.(6.1) up to second order corrections. This suggests that the values $t_k = k\epsilon$ are significant because they give the best approximation to the average in Eq.(6.5). These results give evidence that Eq.(3.20) holds approximately for all n , including the intermediate values not covered in the previous two sections.

VII. NUMERICAL RESULTS

To support the analytic results described in the previous sections we evaluate Eq.(3.18) numerically for up to 20 projections and confirm the conjectured form Eq.(3.19), (3.21). It is convenient to define a sequence of functions $F_n(t, x)$ defined by

$$F_0(t, x) = \langle x|e^{-iHt}|0\rangle \quad (7.1)$$

for $0 \leq t < \epsilon$ and

$$F_n(t, x) = \langle x|e^{-iH(t-n\epsilon)} (Pe^{-iH\epsilon})^n |0\rangle \quad (7.2)$$

for $n\epsilon \leq t \leq (n+1)\epsilon$ where $n = 1, 2, 3 \dots$. The desired object Eq.(3.18) (with, for convenience, $\epsilon_0 = \epsilon$), is then given by

$$g_P(0, t|0, 0) = F_n(t, 0) \quad (7.3)$$

The sequence $F_n(t, x)$ may be calculated using the recursion relation,

$$F_n(t, x) = \int_0^\infty dy \langle x|e^{-iH(t-n\epsilon)}|y\rangle F_{n-1}(n\epsilon, y) \quad (7.4)$$

Using a new time coordinate s defined by $t = s\epsilon$, rotating to imaginary time, and defining $\tilde{F}_n(s, x) = F_n(-it, x)$, we have

$$\tilde{F}_n(s, x) = \left(\frac{m}{2\pi(s-n)} \right)^{\frac{1}{2}} \int_0^\infty dy \exp\left(-\frac{m(x-y)^2}{2(s-n)} \right) \tilde{F}_{n-1}(n, y) \quad (7.5)$$

for $n \leq s \leq n+1$.

We have evaluated Eq.(7.5) numerically. This was done using a simple mid-point rule. The lattice size was chosen to be of order 10^{-3} , and the results were checked for robustness against changes in lattice size.

The numerical result for $f_P(t)$ (defined in Eq.(3.19) in terms of $g_P(0, t|0, 0)$) is plotted in Figure 3, along with our claimed approximate analytic expression for $f_P(t)$, Eq.(3.21). We see that there is excellent agreement. The values at the peaks and troughs agree almost perfectly. The only small discrepancy is that the interpolating functions between the peaks and troughs are not exactly linear. This discrepancy is only noticeable for intermediate values of n and in any event since, as argued, the curve is effectively averaged over time in the PDX, this discrepancy is insignificant. We therefore find substantial numerical confirmation for our our main result, Eqs.(3.19), (3.21).

Actually, a useful way of seeing even more precisely the relationship between $f_P(t)$ and $f_V(t)$ is to define the function

$$S(t) = \frac{f_P(t)}{f_V(t)} - 1 \quad (7.6)$$

This is plotted in Figure 4 using the numerical result for $f_P(t)$. It is a simple function oscillating around zero. In terms of $S(t)$, the relationship between g_P and g_V then has the particularly simple form

$$g_P(0, t|0, 0) = (1 + S(t))g_V(0, t|0, 0) \quad (7.7)$$

This relationship is perhaps the most concise summary of the connection between the propagators.

VIII. TIMESCALES

We now give a more detailed explanation as to the timescales involved in proving the approximate equivalence of g_V and g_P . We broadly expect that the appropriate timescale is the Zeno time of the initial state, $t_Z = 1/\Delta H$. However, we have derived a very precise

connection between evolution in the presence of a complex potential and evolution with projection operators so we are in a position to investigate the specific way in which an initial state may discriminate between these two types of evolution.

We have argued that the equivalence boils down to proving the equivalence of propagation along the boundary, Eq.(3.12), and we have shown that $g_P(0, t|0, 0)$ oscillates around $g_V(0, t|0, 0)$ with period ϵ . Suppose we have an initial state $\psi(x, 0)$. Let us consider the change in the wave function arising from replacing g_V with g_P using the PDX, Eq.(3.10). It is

$$\delta\psi(x_1, \tau) = \frac{1}{m^2} \int_0^\tau dt_2 \int_0^{t_2} dt_1 \frac{\partial g_f}{\partial x}(x_1, \tau|x, t_2)|_{x=0} \delta g(0, t_2|0, t_1) \frac{\partial \psi}{\partial x}(0, t_1) \quad (8.1)$$

where

$$\delta g(0, t_2|0, t_1) = g_V(0, t_2|0, t_1) - g_P(0, t_2|0, t_1) \quad (8.2)$$

and we also used Eq.(3.11). The important part of this expression is the t_1 integral, which we expect will be small if the initial state is sufficiently slowly varying in time.

The results of Section 3 and 8 show that $\delta g(0, t|0, 0)$ oscillates around zero with period ϵ . In particular, Eq.(7.7) shows that

$$\delta g(0, t|0, 0) = S(t)g_V(0, t|0, 0) \quad (8.3)$$

The explicit form of $S(t)$ is given in Figure 4, but its important qualitative feature is its oscillation with period ϵ , so for simplicity, $S(t)$ may be loosely modelled by the function $\sin(2\pi t/\epsilon)$. To be definite we take the initial state ψ to be a Gaussian wave packet, so we have

$$\psi(x, t) = N \exp\left(-\frac{(x - q - pt/m)^2}{4\sigma^2} + ipx - iEt\right) \quad (8.4)$$

where $E = p^2/2m$, N is a normalization factor, and we have ignored wave packet spreading effects in evolving the state. For such a state the Zeno time is $t_Z = m\sigma/p$. In Eq.(8.1) the differentiation of ψ produces a prefactor which does not contribute to the leading order evaluation of the time integral, and if the range of integration is much greater than ϵ , we obtain the order of magnitude result

$$\int dt_1 \delta g(0, t_2|0, t_1) \frac{\partial \psi}{\partial x}(0, t_1) \sim \exp\left(-\frac{t_Z^2}{\epsilon^2}(E\epsilon - 1)^2\right) \quad (8.5)$$

If $E\epsilon \ll 1$, the right-hand side is clearly very small if $\epsilon \ll t_Z$. If $E\epsilon > 2$, the right-hand side if bounded from above by $\exp(-t_Z^2/\epsilon^2)$ so again will be small if $\epsilon \ll t_Z$. Hence the Zeno time

of the initial state is indeed the timescale controlling the validity of the approximation, as expected. Note also that Eq.(8.5) goes to zero as $\epsilon \rightarrow 0$, as it must, since g_P and g_V become exactly equal (and equal to g_r) in this limit.

The only problematic case is that in which the initial state has energy $E \sim 1/\epsilon$. In this case, the right-hand side of Eq.(8.5) is not necessarily small and the approximation may fail. This is not surprising since it is the case in which the oscillations in time of the incoming state are comparable to the temporal spacing of the projections, so that the state can “see” the difference between the complex potential and projections at a discrete set of times.

One might reasonably wonder if the limitation to time spacing ϵ less than the Zeno time $t_Z = 1/\Delta H$ leaves any room for interesting dynamics, since it is sometimes suggested that this puts us in the regime of “Zeno dynamics”, described by Eq.(3.8), in which all incoming states are totally reflected. (See Ref.[23] for an interesting discussion of timescales). However, this is not the case here. It may be seen from the scattering states for the complex potential used here that reflection is not significant unless $V_0 > E$ [8, 9]. Since $\epsilon \approx 1/V_0$, this means that this is another timescale involved, the timescale $1/E$ at which the frequency of projection leads to significant reflection. Therefore there is an interesting regime,

$$\frac{1}{E} \ll \epsilon \ll \frac{1}{\Delta H} \quad (8.6)$$

in which the approximate equivalence Eq.(3.12) holds, yet there is negligible reflection. This issue will be considered in more detail elsewhere [24].

IX. SUMMARY AND CONCLUSIONS

The aim of this paper was to give a detailed proof of the approximate relationship Eq.(1.2) first put forward by Echanobe et al.

We proved it by considering the propagators Eqs.(3.1), (3.2). We noted that an approximate equivalence between these propagators is expected since both propagators tend to the restricted propagator $g_r(x_1, \tau|x_0, 0)$ in the limits $\epsilon \rightarrow 0$, $n \rightarrow \infty$ and $V_0 \rightarrow \infty$. The path decomposition expansion reduced the proof of equivalence of these propagators to the simpler case of propagation between points lying on the origin, Eq.(3.12). The propagator along the origin for the complex potential $g_V(0, t|0, 0)$ is already known, Eq.(3.17), so the bulk of the proof was to derive the analogous result for the propagator with projections,

$g_P(0, \tau|0, 0)$. Our main result was to prove that this propagator has the approximate form Eqs.(3.19), (3.21), which we proved using a variety of analytic and numerical methods.

We thus found that $g_P(0, t|0, 0)$ oscillates with period ϵ around $g_V(0, t|0, 0)$ as long as $V_0\epsilon \approx 4/3$. The approximate equivalence Eq.(3.12) of these propagators then holds in a time-averaged sense as long as the timescale ϵ between projections is much smaller than the Zeno time of the initial state, $1/\Delta H$ (but may fail in the special case when the incoming state is peaked about energy $E \sim 1/\epsilon$). These conditions agree in essence with those of an extended version of the results of Echanobe et al, with an advantage over their results that a definite relationship between V_0 and ϵ is obtained.

We finally comment on the possible generality of the connection Eq.(1.2). We first note that it may in fact be written

$$e^{-iH\epsilon} P e^{-iH\epsilon} \dots P e^{-iH\epsilon} \approx \exp(-iH\tau - V_0 \bar{P}\tau) \quad (9.1)$$

where $\bar{P} = 1 - P$. We have proved Eq.(9.1) for the case in which the projections are onto the positive x -axis, but it seems reasonably clear that the relationship will hold for projections onto any region $[a, b]$ of the x -axis (as long as it is not too small). Moreover, although the proof of Eq.(9.1) given in this paper relied heavily on the fact that P projects onto position, the form Eq.(9.1) and the heuristic argument for it in Section 2 do not rely on the particular form of P . We therefore conjecture that Eq.(9.1) may hold for a wider variety of projection operators, not just projectors onto position. This will be pursued elsewhere.

Acknowledgments

We are grateful to Carl Bender for useful discussions and to Adolfo del Campo for helpful comments on the first draft of this paper.

-
- [1] M.Gell-Mann and J.B.Hartle, in *Complexity, Entropy and the Physics of Information, SFI Studies in the Sciences of Complexity*, Vol. VIII, W. Zurek (ed.) (Addison Wesley, Reading, 1990); and in *Proceedings of the Third International Symposium on the Foundations of Quantum Mechanics in the Light of New Technology*, S. Kobayashi, H. Ezawa, Y. Murayama and S. Nomura (eds.) (Physical Society of Japan, Tokyo, 1990).

- [2] M.Gell-Mann and J.B.Hartle, Phys.Rev. D47, 3345 (1993).
- [3] R.B.Griffiths, J.Stat.Phys. 36, 219 (1984); Phys.Rev.Lett. 70, 2201 (1993); Am.J.Phys. 55, 11 (1987).
- [4] R.Omnès, J.Stat.Phys. 53, 893 (1988); 53, 933 (1988); 53, 957 (1988); 57, 357 (1989); 62, 841 (1991); Ann.Phys. 201, 354 (1990); Rev.Mod.Phys. 64, 339 (1992); *The Interpretation of Quantum Mechanics* (Princeton University Press, Princeton, 1994).
- [5] J.J.Halliwel, in *Fundamental Problems in Quantum Theory*, edited by D.Greenberger and A.Zeilinger, Annals of the New York Academy of Sciences, Vol 775, 726 (1994).
- [6] H.F.Dowker and J.J.Halliwel, Phys. Rev. D46, 1580 (1992).
- [7] J.G.Muga, R.Sala Mayato and I.L.Egusquiza (eds), *Time in Quantum Mechanics* (Springer, Berlin, 2002); J.G.Muga and C.R.Leavens, Phys.Rep.338, 353 (2000).
- [8] G.R.Allcock, Ann.Phys 53, 253 (1969); 53, 286 (1969); 53, 311 (1969).
- [9] J.J.Halliwel and J.M.Yearsley, Phys. Rev. A 79, 062101 (2009).
- [10] J.J.Halliwel and J.M.Yearsley, Phys. Lett. A374, 154-157 (2009).
- [11] B.Misra and E.C.G.Sudarshan, J.Math.Phys. 18, 756 (1977); A. Peres, Am. J. Phys. 48, 931 (1980).
- [12] P.Wallden, Int.J.Theor.Phys.47, 1512 (2008).
- [13] P. Facchi, S. Pascazio, A. Scardicchio, L. S. Schulman, Phys. Rev. A 65, 012108 (2002).
- [14] J.Echanobe, A. del Campo and J.G.Muga, Phys. Rev. A 77, 032112 (2008).
- [15] J.G.Muga, S.Brouard, D.Macias, Ann. Phys. (NY) 240, 351 (1995); Ph.Blanchard and A.Jadczyk, Helv. Phys. Acta 69, 613 (1996); J.P.Palao, J.G.Muga, S.Brouard, A.Jadczyk, Phys. Lett. A233, 227 (1997); A.Ruschhaupt, J.Phys. A35, 10429 (2002); J.G. Muga, J.P. Palao, B. Navarro, I.L. Egusquiza, Phys. Rep. 395, 357 (2004); J.J.Halliwel, Prog.Th.Phys.102, 707 (1999).
- [16] A.Auerbach and S.Kivelson, Nucl.Phys. B257, 799 (1985); P. van Baal, in *Lectures on Path Integration*, edited by H.A. Cerdeira et al (World Scientific, Singapore, 1993) [also available from the website <http://www.lorentz.leidenuniv.nl/vanbaal/HOME/publ.html>];
- [17] J.J.Halliwel and M.E.Ortiz, Phys.Rev. D48, 748 (1993).
- [18] J.J.Halliwel, Phys.Lett. A207, 237 (1995).
- [19] T.O. de Carvalho, Phys. Rev. A47, 2562 (1993); J.M.Yearsley, J. Phys. A 41, 285301 (2008).
- [20] I.S.GradshTEyn and I.M.Ryzhik, *Table of Integrals, Series and Products*, Fifth Edition (Aca-

demic Press, Boston, 1994).

[21] J.B.Hartle, Phys.Rev. D37, 2818 (1988).

[22] A. de Mier and M. Noy, arXiv:maths/0311242 (2003).

[23] L.Schulman, in *Time in Quantum Mechanics*, edited by J.G.Muga, R.Sala Mayato and I.L.Egusquiza (Springer, Berlin, 2002) (also available as arXiv:quant-ph/0103151).

[24] J.M.Yearsley, in preparation.

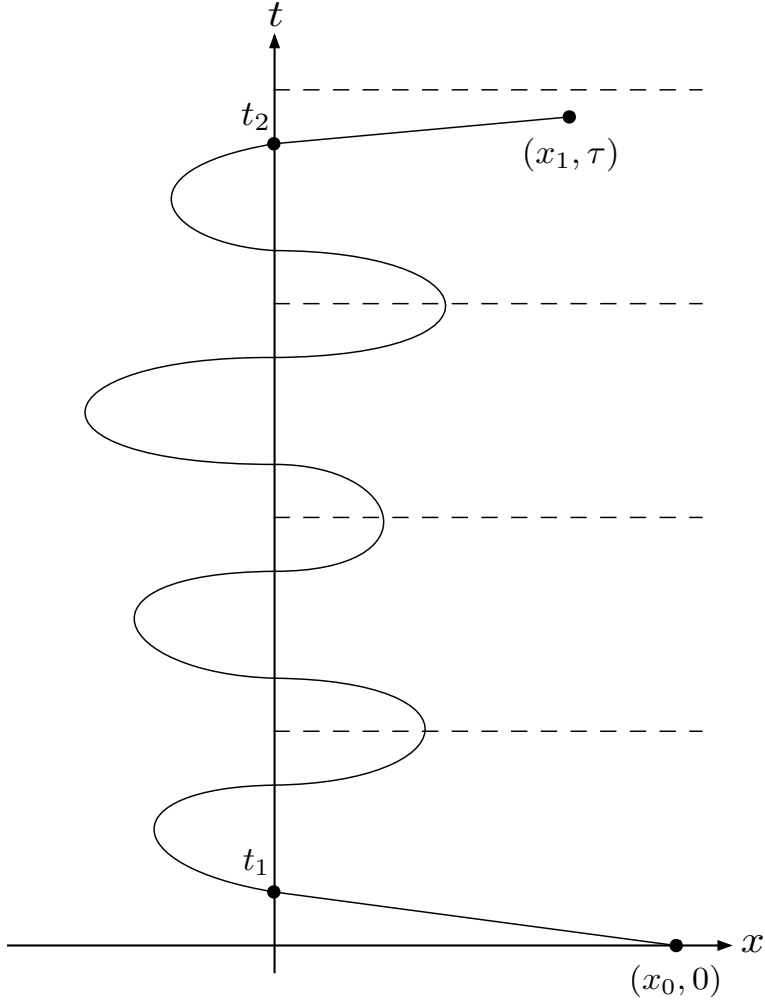


Figure 1. The path decomposition expansion for g_P . Any path from $x_0 > 0$ at $t = 0$ to a final point $x_1 > 0$ at $t = \tau$ which crosses $x = 0$ has a first crossing of $x = 0$ at t_1 and a last crossing at t_2 . The crossing part of the propagator from $(x_0, 0)$ to (x_1, τ) may therefore be decomposed into three parts: (A) restricted propagation entirely in $x > 0$, (B) propagation starting and ending on $x = 0$ with the restriction that the paths are in $x > 0$ at a discrete set of times, and (C) restricted propagation entirely in $x > 0$. The corresponding path decomposition expansion formula is given in Eq.(3.10). (The g_r term corresponds to paths which never cross $x = 0$).

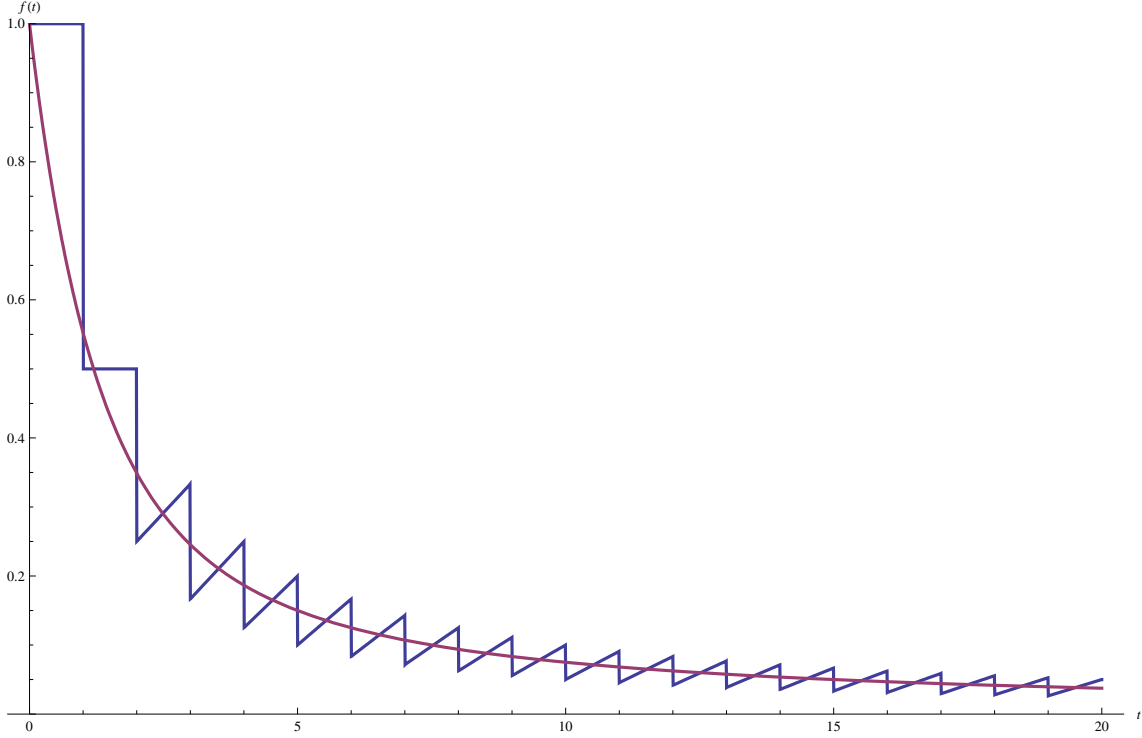


Figure 2. A plot of the functions $f_V(t)$ and $f_P(t)$, defined for the complex potential by Eq.(3.17) with $V_0\epsilon = 4/3$, and for intermittent projectors by Eqs.(3.19), (3.21). (The time scaling is such that $\epsilon = 1$ in the plot, so that the peaks occur at integer values of t). We see that $f_P(t)$ oscillates around $f_V(t)$ with period ϵ so the two functions are equal in a time-averaged sense, when integrated against functions which are slowly varying on a timescale ϵ .

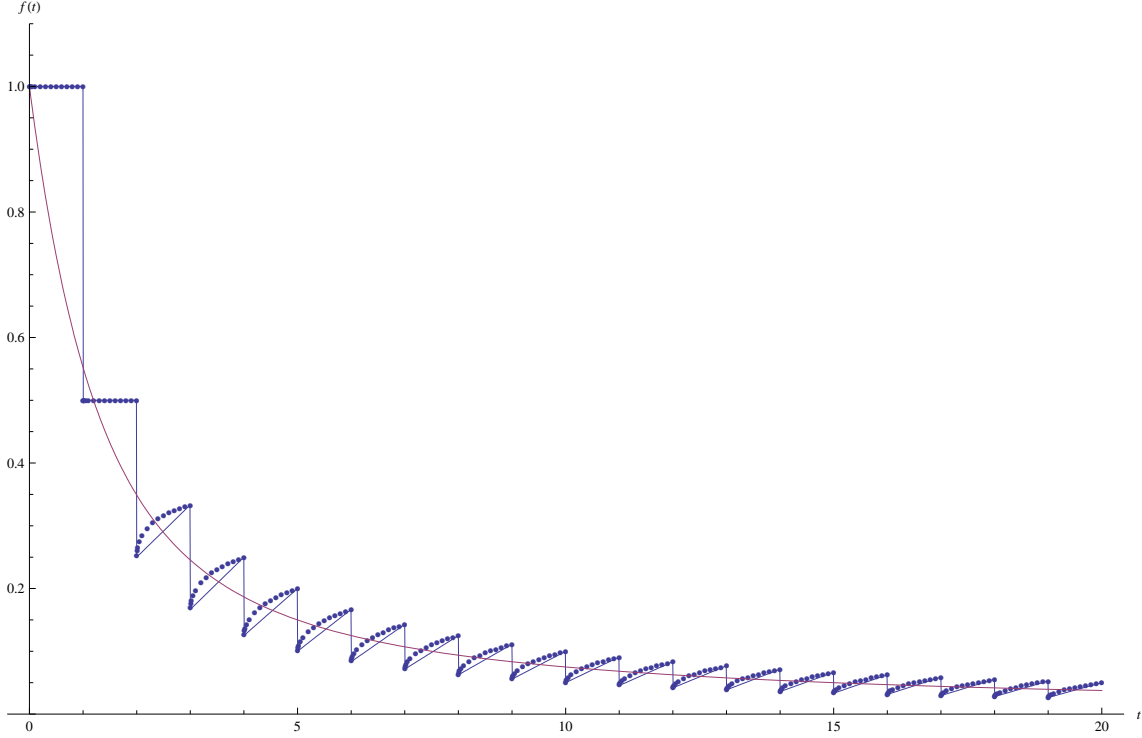


Figure 3. A plot of the numerical calculation of $f_P(t)$ (the set of dotted lines), and the conjectured analytic expression for $f_P(t)$, Eqs.(3.19), (3.21) (the set of straight lines). (Again we use a time scaling such that $\epsilon = 1$). There is excellent agreement between analytic and numerical results at the peaks and troughs of the functions. The numerical result shows some departure from exact linear behaviour between the peaks and troughs but this is insignificant as argued in the main text. A plot of $f_V(t)$, the smooth curve, is also given for reference.

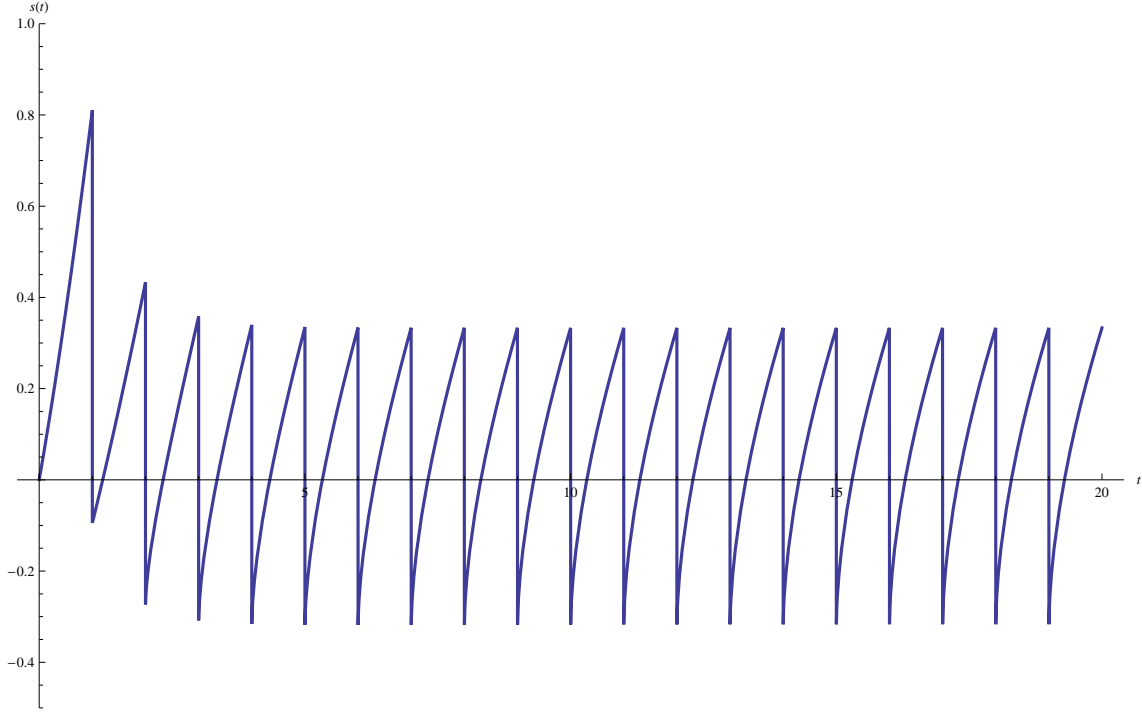


Figure 4. A plot of the function $S(t)$ defined in Eq.(7.7), describing the oscillations of $g_P(0, t|0, 0)$ around $g_V(0, t|0, 0)$.