

Asymmetric Bethe-Salpeter equation for pairing and condensation

K. Morawetz^{1,2}

¹*Münster University of Applied Science, Stegerwaldstrasse 39, 48565 Steinfurt, Germany and*

²*International Institute of Physics (IIP), Universidade Federal do Rio grande do Norte - UFRN, Brazil*

The Martin-Schwinger hierarchy of correlations are reexamined and the three-particle correlations are investigated under various partial summations. Besides the known approximations of screened, ladder and maximally crossed diagrams the pair-pair correlations are considered. It is shown that the recently proposed asymmetric Bethe-Salpeter equation to avoid unphysical repeated collisions is derived as a result of the hierarchical dependencies of correlations. Exceeding the parquet approximation we show that an asymmetry appears in the selfconsistent propagators. This form is superior over the symmetric selfconsistent one since it provides the Nambu-Gorkov equations and gap equation for fermions and the Beliaev equations for bosons while from the symmetric form no gap equation results. The selfenergy diagrams which account for the subtraction of unphysical repeated collisions are derived from the pair-pair correlation in the three-particle Greenfunction. It is suggested to distinguish between two types of selfconsistency, the channel-dressed propagators and the completely dressed propagators, with the help of which the asymmetric expansion completes the Ward identity and is Φ -derivable.

PACS numbers: 71.10.-w, 05.30.-d, 74.20.-z, 05.60.Gg 67.85.-d 82.20.-w,

I. INTRODUCTION

Though pairing and condensation phenomena like superconductivity belong to the most exciting and long studied effects, their many-body theoretical treatments lacks often a systematic justifications. For example a particle-number non-conserving assumption is often accepted by anomalous propagators in order to obtain the desired structure of Greenfunctions. Systematic many-body approximations like the ladder T-matrix¹⁻⁵ leading to the Bethe-Salpeter equation had to face the puzzle that the selfconsistent propagators describing the many-body medium have to be assumed to be asymmetric in order to obtain the gap equation. This was first observed by Kadanoff and Martin¹ and this approximation has been used mainly in the theory of superconductivity⁴⁻⁶. For an overview about different T-matrix approximations see⁷. Though any T-matrix based on the Bethe-Salpeter equation becomes unstable at the critical temperature³ where the T-matrix diverges, the corresponding selfenergy fails to describe the superconducting gap⁸ if we do not assume an asymmetry in the internal propagators.

Recently a way has been proposed to obtain such asymmetry by demanding that particles should not interact with the same state repeatedly⁹. Such non-physical repetition leads to incorrect description of the coherent part of the scattering¹⁰, and an incorrect single-particle Green function G . These non-physical repeated collisions destroy the superconducting gap in the energy spectrum of G . Using the Soven scheme¹¹ the repeated collisions can be avoided⁹ and the gap in the superconducting state can be described as well as the normal state. This subtraction scheme can be written in a form equivalent to the anomalous propagator approach and these propagators appear as consequence of the theory and need not to be assumed ad-hoc¹². Though in this way a physical understanding of a deficiency in selfconsistent many-body

expansion has already been presented, it is desirable to see how a systematic expansion of correlation can account for such corrections.

The necessity to introduce asymmetric propagators can be seen from another physical system of dense correlated plasmas. There the motion of ions are lowered by the dynamics of the screening cloud since a deceleration force appears which is caused by the deformed screening cloud surrounding the charge. This effect known as Debye-Onsager relaxation effect has been devoted much interest¹³⁻²⁰ which was first derived within the theory of electrolytes²¹⁻²⁵. It turned out that only an asymmetric assumption²⁰ about the mutual screening can correctly describe the Onsager result^{16,17,19}.

Due to the widespread usage of T-matrix approximations ranging from nuclear physics for both equilibrium²⁶⁻²⁸ and non-equilibrium^{29,30} problems, to the theory of moderately dense gases³¹ and liquid ³He³², as well as to electron-electron correlations in molecules and solids³³⁻³⁷ it is desirable to clarify the correct structure of the Bethe-Salpeter equation and to specify the conditions under which the corresponding approximate forms can be used.

Here we will present a derivation of modified Bethe-Salpeter equations from first-principles which shows indeed that the hierarchical structure of correlation functions leads to such asymmetric selfconsistency as necessary to describe pairing. We will present the derivation in terms of the causal n-particle Greenfunctions. The cummulant expansion yields a hierarchy of correlation functions which leads already to the asymmetric result assumed by Kadanoff and Martin in binary correlation approximation.

We will then proceed and investigate the three-particle correlation and will select the processes between two pairs of particles which allow to consider the repeated collisions. We will show that the systematic cummulant ex-

pansion leads to the correct subtraction in the channels with condensates called singular channels. The idea of derivation follows here the centennial overview of many-body approximations by Heinz Puff³⁸ which is suited for nonequilibrium Greenfunction expansions. Therefore all outlined formalism holds in nonequilibrium as well as equilibrium. The expansion scheme of three-particle correlations will lead to the appearance of two different kinds of selfconsistent propagators in each considered channel. These will be the channel-dressed and the completely dressed propagators.

The outline of the paper is as follows. In the next chapter a scheme of Greenfunctions with respect to the cumulant expansion is shortly presented. This is performed with the help of the variation technique including an external potential in order to ensure the Ward-identity, ϕ -derivability and conservation laws which will be shown in the appendix. Then we consider in the third chapter the binary approximation neglecting any three-particle correlation. This will lead to the Kadanoff- and Martin approximation providing the correct gap equation. We discuss then the repeated collisions and how it can be avoided by a proper subtraction scheme. Though leading to the same gap equation the underlying approximation is beyond the Kadanoff-Martin form. To justify this subtraction scheme we consider in chapter IV the three-particle correlations. We demonstrate that the expansion of three-particle correlations in different channels leads to the distinction of two kinds of selfconsistent propagators, the channel dressed and the completely dressed one. Then we focus on the correlations between two pairs. This provides a special contribution from the pairing or condensation channel to the different channels contained in the three-particle correlations. It turned out that this selfenergy contribution provides exactly the subtracted scheme discussed in chapter III and which was proposed in the literature. In the appendix we proof the Ward identity and the Φ -derivability in order to ensure conservation laws. We summarize and emphasize that the hierarchical dependence of correlation care for the avoidance of unphysical repeated collisions itself. As a consequence the T-matrix schemes used so far should be revised as soon as singular channels appear like in phenomena of condensation or pairing in such a way that an asymmetry in the selfconsistency is proposed.

II. DECOUPLING SCHEME OF CORRELATIONS

The n-particle causal Greenfunction

$$G(1, 2, \dots, n, 1', 2', \dots, n'; U) = \frac{1}{i^n} \frac{\langle TS \Psi_1 \dots \Psi_n \Psi_{1'}^+ \dots \Psi_{n'}^+ \rangle}{\langle TS \rangle}$$

$$S = e^{\int d1 \Psi_1^+ \Psi_1 U(1)} \quad (1)$$

of a system under the influence of an external field $U(1)$, where numbers 1, 2, ... sign cumulative indices like space,

time,... coordinates, can be formally represented by a generating functional

$$G(1, 2, \dots, n, 1', 2', \dots, n'; U) = \partial_{\eta_n} \dots \partial_{\eta_{1'}} \partial_{\lambda_1} \dots \partial_{\lambda_n} \mathcal{G}[\lambda, \eta] \Big|_{\lambda=\eta=0} \quad (2)$$

with

$$\mathcal{G}[\lambda, \eta] = 1 + \sum_1^n \frac{1}{(n!)^2} \int d1 \dots dnd1' \dots dn' \lambda_n \dots \lambda_1 G(1 \dots n'; U) \eta_{1'} \dots \eta_{n'} \quad (3)$$

where η, λ are Bose/Fermi-commuting auxiliary fields.

The Martin-Schwinger hierarchy³⁹ coupling the one-particle Greenfunction to the two-particle one,

$$\left[i\partial_{t_1} + \frac{\nabla_{r_1}^2}{2m} - U(1) \right] G(11'; U) = \delta(1 - 1')$$

$$\mp i \int d\bar{1} V(1, \bar{1}) G(1\bar{1}1'\bar{1}^+; U), \quad (4)$$

is expressed in terms of this generating functional by

$$\left[i\partial_{t_1} + \frac{\nabla_{r_1}^2}{2m} - U(1) \right] \partial_{\lambda_1} \mathcal{G} = \eta_1 \mathcal{G}$$

$$\mp i \int d\bar{1} V(1, \bar{1}) \partial_{\eta_{1+}} \partial_{\lambda_{\bar{1}}} \partial_{\lambda_1} \mathcal{G}. \quad (5)$$

The upper sign denotes fermions the lower bosons hereafter. It is now useful to introduce the correlated n-particle Greenfunction as the cumulant expansion⁴⁰ due to a new generating functional \mathcal{G}_c ,

$$\mathcal{G}[\lambda, \eta] = \exp^{\mathcal{G}_c[\lambda, \eta]} \quad (6)$$

with

$$\mathcal{G}_c[\lambda, \eta] = \sum_1^n \frac{1}{(n!)^2} \int d1 \dots dnd1' \dots dn' \lambda_n \dots \lambda_1 G_c(1 \dots n'; U) \eta_{1'} \dots \eta_{n'}. \quad (7)$$

The comparison of (6), (7) and (3) with respect to the orders of λ, η reveals the cumulant expansion. The first order reads

$$G(11'; U) = G_c(11'; U), \quad (8)$$

i.e. the single-particle Greenfunction equals its correlated part. The second order shows just the separation of the Hartree-Fock term from the two-particle Greenfunction

$$G(121'2'; U) = G_c(121'2'; U) + G(11'; U)G(22'; U) \mp G(12'; U)G(21'; U). \quad (9)$$

The third order is given by all possible exchanges of three one-particle Greenfunctions together with all possible exchanges of the two-particle correlated Greenfunction and a one-particle Greenfunction.

Introducing (6) into (5) and notating the inverse Hartree-Fock Greenfunction with

$$G_{\text{HF}}^{-1}(12; U) = -iV(12)G(12; U) + \left[i\partial_{t_1} + \frac{\nabla_{r_1}^2}{2m} - U(1) \pm i \int d\bar{1}V(1\bar{1})G(\bar{1}\bar{1}^+; U) \right] \delta(1-2) \quad (10)$$

one can invert the differential equation into an integral equation

$$\begin{aligned} \partial_{\lambda_{\bar{1}}}\mathcal{G}_c &= G_{\text{HF}}(\bar{1}\bar{1}; U)\eta_{\bar{1}} \mp i \int d\bar{1}d\bar{1}'G_{\text{HF}}(\bar{1}\bar{1}; U)V(\bar{1}\bar{1}') \\ &\times \left\{ \partial_{\eta_{\bar{1}+}}\partial_{\lambda_{\bar{1}}}\partial_{\lambda_{\bar{1}}}\mathcal{G}_c \right. \\ &+ [\partial_{\eta_{\bar{1}+}}\partial_{\lambda_{\bar{1}}}\mathcal{G}_c - G(\bar{1}\bar{1}^+; U)]\partial_{\lambda_{\bar{1}}}\mathcal{G}_c \\ &\mp [\partial_{\eta_{\bar{1}+}}\partial_{\lambda_{\bar{1}}}\mathcal{G}_c - G(\bar{1}\bar{1}^+; U)]\partial_{\lambda_{\bar{1}}}\mathcal{G}_c \\ &\left. \partial_{\eta_{\bar{1}+}}\mathcal{G}_c[\partial_{\lambda_{\bar{1}}}\partial_{\lambda_{\bar{1}}}\mathcal{G}_c + \partial_{\lambda_{\bar{1}}}\mathcal{G}_c\partial_{\lambda_{\bar{1}}}\mathcal{G}_c] \right\}. \quad (11) \end{aligned}$$

Using (7) we now compare both sides of (11) with respect to the numbers of λ, η fields and find that the correlated Greenfunctions can be represented by functional derivatives,

$$\begin{aligned} G_c(11'; U) &= \partial_{\eta_{1'}}I(1)|_{\lambda=\eta=0} \\ G_c(121'2'; U) &= \mp \partial_{\eta_{2'}}\partial_{\eta_{1'}}\partial_{\lambda_2}I(1)|_{\lambda=\eta=0} \\ G_c(1231'2'3'; U) &= \partial_{\eta_{3'}}\partial_{\eta_{2'}}\partial_{\eta_{1'}}\partial_{\lambda_2}\partial_{\lambda_3}I(1)|_{\lambda=\eta=0} \quad (12) \end{aligned}$$

and so on with

$$\begin{aligned} I(1) &= \int d\bar{1}G_{\text{HF}}(\bar{1}\bar{1}; U)\eta_{\bar{1}} \mp i \int d\bar{1}d\bar{2}G_{\text{HF}}(\bar{1}\bar{1}; U)V(\bar{1}\bar{2}) \\ &\times \left\{ \partial_{\eta_{2+}}\partial_{\lambda_2}\partial_{\lambda_{\bar{1}}}\mathcal{G}_c \right. \\ &+ [\partial_{\eta_{2+}}\partial_{\lambda_2}\mathcal{G}_c - G(\bar{2}\bar{2}^+; U)]\partial_{\lambda_{\bar{1}}}\mathcal{G}_c \\ &\mp [\partial_{\eta_{2+}}\partial_{\lambda_{\bar{1}}}\mathcal{G}_c - G(\bar{1}\bar{2}^+; U)]\partial_{\lambda_2}\mathcal{G}_c \\ &\left. \partial_{\eta_{2+}}\mathcal{G}_c[\partial_{\lambda_2}\partial_{\lambda_{\bar{1}}}\mathcal{G}_c + \partial_{\lambda_2}\mathcal{G}_c\partial_{\lambda_{\bar{1}}}\mathcal{G}_c] \right\}. \quad (13) \end{aligned}$$

We drop the notation of the explicit dependence on the external potential U in the following. The first equation of (12) yields for the one-particle correlated Greenfunction

$$G_c(11') = G_{\text{HF}}(11') \mp i \int d\bar{1}\bar{2}G_{\text{HF}}(\bar{1}\bar{1})V(\bar{1}, \bar{2})G_c(\bar{1}\bar{2}\bar{1}'\bar{2}^+) \quad (14)$$

and is nothing else but the Martin-Schwinger hierarchy (4) written for the correlated parts and in integral form.

The integral equation for the two-particle Greenfunction is more involved and reads from the second equation of (12)

$$\begin{aligned} G_c(121'2') &= i \int d\bar{1}d\bar{2}G_{\text{HF}}(\bar{1}\bar{1})V(\bar{1}\bar{2}) \left\{ \mp G_c(\bar{2}\bar{1}\bar{2}\bar{2}^+1'2') \right. \\ &+ G(\bar{2}\bar{2}^+) [G_c(\bar{1}\bar{2}\bar{1}'2') + G(\bar{2}\bar{2}')G(\bar{1}\bar{1}') \mp G(\bar{2}\bar{1}')G(\bar{1}\bar{2}')] \\ &+ G_c(\bar{1}\bar{2}\bar{2}^+2')G(\bar{2}\bar{1}') + G_c(\bar{1}\bar{1}'\bar{2}\bar{2}^+)G(\bar{2}\bar{2}') \\ &\left. \mp G_c(\bar{2}\bar{2}\bar{2}^+2')G(\bar{1}\bar{1}') \mp G_c(\bar{2}\bar{2}\bar{1}'\bar{2}^+)G(\bar{1}\bar{2}') \right\}. \quad (15) \end{aligned}$$

This equation is graphical presented in figure 1 and is exact so far. From the derivation above it is not hard to

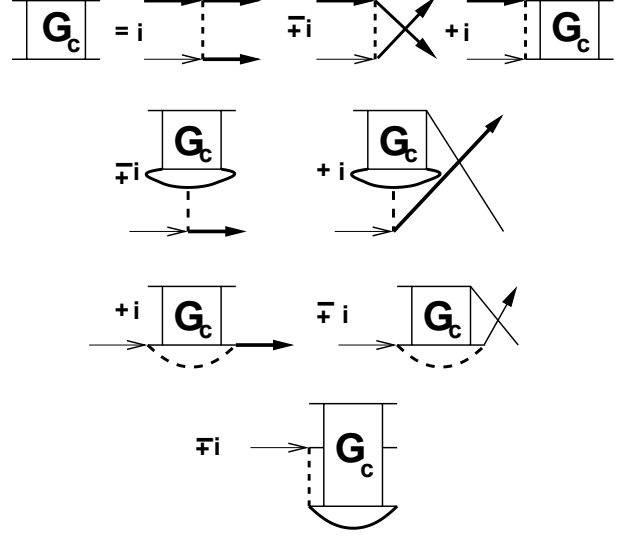


FIG. 1: The equation for the correlated two-particle Greenfunction. The thin open arrows are Hartree-Fock Greenfunctions, the thick arrows are full Greenfunctions. The first line represents the ladder approximation and the second and third line exchange channels.

see that the property

$$G_c(121'2'; U) = \mp G_c(211'2'; U) = \mp G_c(122'1'; U) \quad (16)$$

is ensured. In other words the criterion (A) and (B) of Kadanoff and Baym is fulfilled and we have a conserving approximation, i.e. the energy, momentum and density is conserved⁴¹. Please note that the corresponding diagrams in the second and third line in figure 1 cancel each other for fermions and contact interaction, i.e. they become small for short-range interactions.

III. TWO-PARTICLE CORRELATIONS

A. Binary collision approximation

As a first very drastic approximation we want to consider the binary correlation approximation which can be understood that we neglect the correlated three-particle Greenfunction in (15), i.e. the last diagram in figure (1). Further we neglect also the second and third line since they vanish for fermions and short-range interaction. This is nothing else but the ladder approximation or Bethe-Salpeter equation. Amazingly we have now obtained that the intermediate propagators of the Bethe-Salpeter equation has to be considered asymmetrically. Indeed, the vertex

$$G_c(121'2') = \int d\bar{1}d\bar{2}d\bar{1}'d\bar{2}'G_{\text{HF}}(\bar{1}\bar{1})G(\bar{2}\bar{2})\Gamma(\bar{1}\bar{2}\bar{1}'\bar{2}') \times G(\bar{1}\bar{1}')G(\bar{2}\bar{2}') \quad (17)$$

can be represented in symmetrized form

$$\Gamma(121'2') = T(121'2') \mp T(122'1') \quad (18)$$

by the T-matrix

$$T(121'2') = iV(12)\delta(1-1')\delta(2-2') + i \int d\bar{1}d\bar{2}V(12)G(2\bar{2})G_{\text{HF}}(1\bar{1})T(\bar{1}\bar{2}1'2'). \quad (19)$$

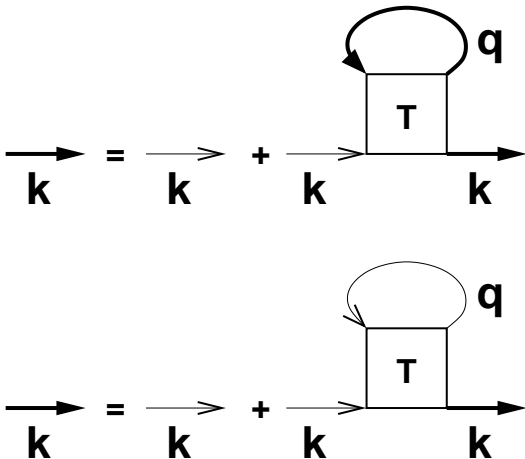


FIG. 2: The Dyson equation in ladder approximation for the symmetric selfconsistency (above) and the Kadanoff-Martin asymmetric one derived here (below).

The astonishing fact is now that an asymmetry appears in that a full Green function G_c is combined with a Hartree-Fock Greenfunction. This asymmetry is maintained if we go systematically to higher-order approximations neglecting 4-particle correlated Greenfunctions as we will see in the next chapter. It is a result of the hierarchical structure of the equations of motion. If one compares with the linearized parquet approximations^{42,43}, the Hartree-Fock propagator G_{HF} in figure (1) is replaced by the full one G_c which includes nonphysical processes. We will see that the result derived here of the hierarchy avoids non-physically multiple scatterings with the same channel. Therefore we consider the asymmetric form in figure 1 as superior to the parquet approximation.

In fact this asymmetry has been recognized as being necessary to obtain the gap equation for pairing⁴⁴. It was first observed by Kadanoff and Martin¹ and used later on^{4,5,9,45} as an ad-hoc approximation seemingly violating the symmetry of equations and consequently violating conservation laws. This has remained puzzling since a seemingly worse approximation leads obviously to better results. Recently it turned out that the repeated collisions⁹ with the same particle are responsible for this artifact.

B. Derivation of Gap equation

Let us illustrate this by comparing the Dyson equation with symmetric and with asymmetric selfconsistency in figure 2. The T-matrix has poles at bound states and at the pairing and becomes separable near these poles, $T = \mp \Delta \Delta$ where the upper sign is for fermions and the lower for bosons. The two different Dyson equation for the propagator dependent on the symmetry of selfconsistency is illustrated in the next figure 3. The first symmetrical

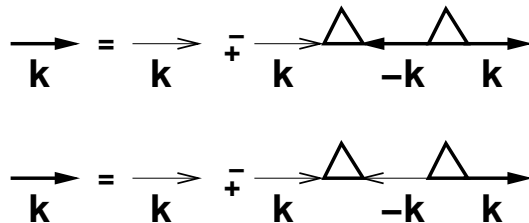


FIG. 3: The propagator equations resulting from figure 2, self-consistently (above), Kadanoff-Martin asymmetric (below). The upper/lower sign stands for Fermi/Bose systems.

selfconsistent Dyson equation leads to the propagator

$$G(\omega, \mathbf{k}) = \frac{1}{\omega - \epsilon_{\mathbf{k}} \pm \Delta^2 G(-\omega, -\mathbf{k})} \quad (20)$$

which shows no pole and no gap equation. Considering the second asymmetrical Kadanoff-Martin approximation of figure 3 we obtain

$$G(\omega, \mathbf{k}) = \frac{1}{\omega - \epsilon_{\mathbf{k}} \mp \frac{\Delta^2}{\omega + \epsilon_{-\mathbf{k}}}} \quad (21)$$

which possesses the typical two-pole structure of the BCS gap equation in the case of fermions. Therefore the Kadanoff and Martin approximation is superior to the symmetric selfconsistent ladder approximation and appears as a consequence of the hierarchical dependencies of correlations as derived above.

What has this now to do with avoiding repeated collisions? Repeated collisions of two particles in the same state are unphysical since the particles move apart from each other after the collision. Therefore we have to ensure that due to selfconsistency such collisions with the same state do not appear. In fact as can be seen in figure 4 the selfconsistent Dyson equation does not ensure that the momentum of the repeated collisions, \mathbf{p} which appears due to selfconsistency, is not equal to the momentum of the incoming particle \mathbf{k} . If this would be the case the particle will scatter with a particle in the same state again. These repeated collisions have to be removed from the T-matrix in order that the correct gap equation appears and the condensate can be described without asymmetrical ad-hoc assumptions about selfconsistency. The advantage of eliminating only the contributions of single channels as proposed in Refs.⁹ and⁴⁵ is that the formation of pairs and their condensation can be

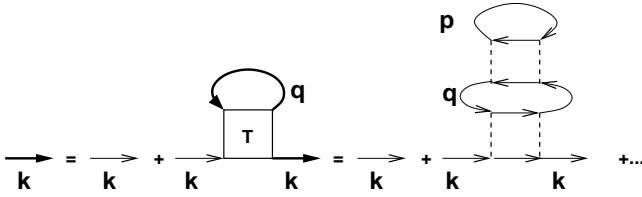


FIG. 4: The iteration of the selfconsistent Dyson equation of figure 2 leading to repeated collision with momentum $\mathbf{p}, \mathbf{q}, \mathbf{s}$.

described within the same approximation. Explicitly, we split the selfenergy into different channels, $\Sigma = \sum_j \Sigma_j$ where we assume the condensation or pairing to appear in the channel i called the singular channel. Now we define a subtracted propagator

$$G_{\tilde{\lambda}} = G - G_{\tilde{\lambda}} \Sigma_i G \quad (22)$$

where the T-matrix of the channel carrying the pole, T_i , is closed by the subtracted propagator $\Sigma_i = T_i \tilde{G}_{\tilde{\lambda}}$. Writing the Dyson equation explicitly leads to the full propagator in momentum-energy representation $p = (\omega, \mathbf{p})$ ¹²

$$G(p) = \frac{\omega + \epsilon + \bar{\Sigma}_{11}}{(\omega + \epsilon + \bar{\Sigma}_{11})(\omega - \epsilon - \Sigma_{11}) \mp \Sigma_{12}^2} \quad (23)$$

where $\Sigma_{11}(p) \equiv \Sigma(p) - \Sigma_i(p)$ and $\Sigma_{12}(p) \equiv \Delta(p)$ and the upper/lower sign stands for fermions/bosons. The expression (23) is nothing else but the Beliaev form for bosons⁴⁶ or the Nambu-Gorkov form for fermions⁴⁷ and can be written also in matrix notation with off-diagonal elements¹².

Though we have shown above that the Kadanoff-Martin approximation leads already to a two-pole Greenfunction (21) necessary for the gap equation, the alert reader has noticed that the subtraction of unphysical multiple scattering events has assumed a different intermediate propagator than the Kadanoff-Martin approximation though leading to the same gap propagator (23). The Kadanoff-Martin approximation requires to use the Hartree-Fock propagator as derived above by approximating the hierarchy of correlations at the binary level. For the subtraction of repeated collisions we have used instead the propagator written with the help of (22)

$$G_{\tilde{\lambda}} = G_{\text{HF}} + G_{\text{HF}}(\Sigma - \Sigma_{\text{HF}} - \Sigma_i)G_{\tilde{\lambda}} \quad (24)$$

which shows that the subtracted propagator is beyond the Hartree-Fock one. How can we derive such a form from the hierarchy of correlations?

IV. THREE-PARTICLE APPROXIMATIONS

A. Generic structure

For this purpose we go one step further and approximate the equation for the three-particle correlation represented by the last line of (12). It shows the coupling

to the four-particle Greenfunction and is quite lengthy. For the sake of legibility we abbreviate the interchanges of indices of the corresponding foregoing expressions by denoting them within the same kind of brackets,

$$\begin{aligned} G_c(1231'2'3') &= \mp i \int d\bar{1}d\bar{2} G_{\text{HF}}(1\bar{1})V(\bar{1}\bar{2}) \left\{ G_c(23\bar{2}\bar{1}\bar{2}+1'2'3') \right. \\ &\mp G_c(2\bar{2}\bar{1}\bar{1}'2'3')G_c(3\bar{2}^+) \mp (2 \leftrightarrow 3) \\ &+ \{ G_c(23\bar{2}\bar{2}^+2'3')G_c(\bar{1}\bar{1}') \mp (\bar{1} \leftrightarrow \bar{2}) \\ &\mp G_c(2\bar{2}\bar{2}^+3')G_c(3\bar{1}\bar{1}'2') \mp (2 \leftrightarrow 3) \\ &+ [\mp G_c(3\bar{2}^+)G_c(2\bar{2}\bar{2}'3')G_c(\bar{1}\bar{1}') + (\bar{1} \leftrightarrow \bar{2})] \mp [(2 \leftrightarrow 3)] \\ &+ G_c(23\bar{2}^+1')[G_c(\bar{2}\bar{1}\bar{2}'3') + G_c(\bar{2}\bar{2}')G_c(\bar{1}\bar{3}')] \\ &\mp G_c(\bar{2}\bar{3}')G_c(\bar{1}\bar{2}')] \} \\ &\mp \{ 1' \leftrightarrow 2' \} + \{ 1' \leftrightarrow 2' \leftrightarrow 3' \} \}. \end{aligned} \quad (25)$$

Now we consider only special approximations by neglecting the four-particle correlation and selecting special sets of diagrams. First let us show how the known channel approximations appear which are the screened ladder, the maximally crossed diagrams and the ladder diagrams. Then we will consider the pair-pair correlations and their influence on these three channels.

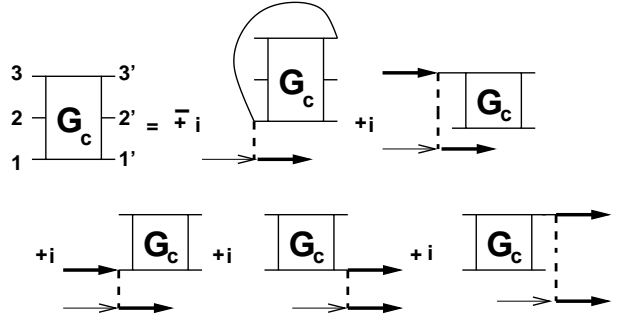


FIG. 5: A special set of diagrams for the three-particle correlated Greenfunction (25).

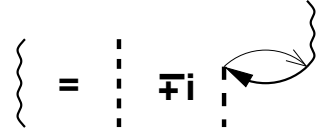


FIG. 6: Definition of the screened potential V_s .

B. Screened ladder approximation

We choose as partial summation from (25) the first set of diagrams indicated in figure 5. The diagrams obtained by interchanging $1' \leftrightarrow 2'$ and $1' \leftrightarrow 2' \leftrightarrow 3'$ in figure 5 are contained in (25) as well. Now the iteration

of the equation for the three-particle correlated Greenfunction in figure 5 leads to a repeated sum in the interaction lines which can be summarized by introducing the screened potential of figure 6. This procedure results into the expression for the three-particle correlated Greenfunction as illustrated in figure 7. Introducing

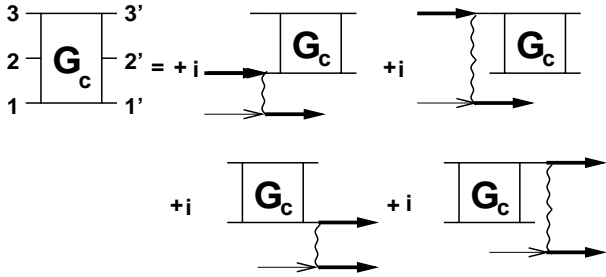


FIG. 7: The set of diagrams of figure 5 when introducing the screened potential of figure 6.

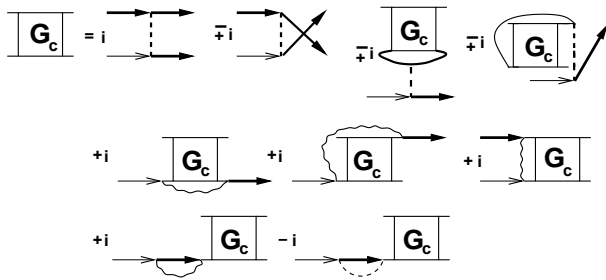


FIG. 8: The diagrams of figure 1 when introducing the three-particle Greenfunction of figure 7.

this expression into the last diagram of figure 1 one obtains the diagrams of figure 8. We see that the last line renormalizes the single-particle propagator if brought to the left-hand side. In such a way the equation of the two-particle Greenfunction in figure 8 can be very much simplified to which end we introduce the modified propagator

$$\begin{aligned} G_s &= G_{\text{HF}} + G_{\text{HF}}(\Sigma_s - \Sigma_{\text{F}})G_s \\ &= G_{\text{H}} + G_{\text{H}}(\Sigma_s)G_s \\ &= G_0 + G_0(\Sigma_s + \Sigma_{\text{H}})G_s \end{aligned} \quad (26)$$

where $\Sigma_s(12) = iV_s(12)G(12)$ is the screened self energy and $\Sigma_{\text{F}}(12) = iV(12)G(12)$ the Fock self energy as illustrated in figure 9. We will call in the following this mod-

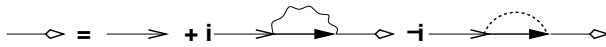


FIG. 9: The screened propagator (26).

ified propagator as channel-dressed selfconsistent propagator to distinguish him from the complete-dressed selfconsistent propagator. The channel dressed propagator is determined by the corresponding selfenergy understood

as the lowest selfconsistent diagram in the corresponding channel while the complete-dressed propagator includes all higher-order crossed terms. The introduction of this channel-dressed (screened) propagator results into the final expression of figure 10.

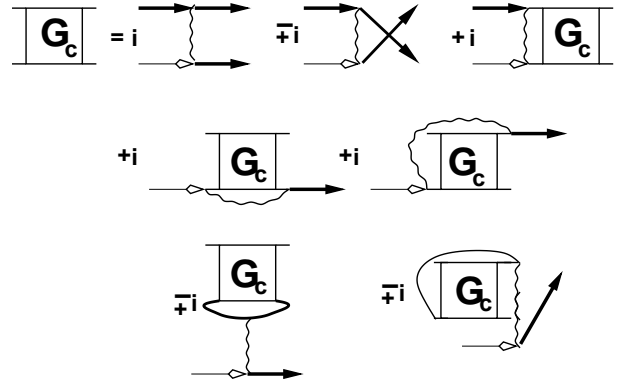


FIG. 10: The diagrams of figure 8 when introducing the channel-dressed propagator (26) indicated as thin open arrows.

Compared to the Kadanoff-Martin approximation which was represented by diagrams of figure 1 neglecting the three-particle Greenfunction, we now obtain the same set of diagrams in figure 10 except that the Hartree-Fock propagator has to be replaced by the modified one (26) and the bare interaction has to be replaced by the screened interaction of figure 6 in the ladders. Please note that the screened interaction appears with asymmetric propagators.

Again we see that for fermions and short range screened interaction the second and third line of diagrams in figure 10 are canceling mutually and only the screened ladder diagram remains. Together with the screened potential of figure 6 this is the screened ladder approximation used before⁴⁸ except that now one of the internal propagators has to be replaced by the screened one (26). This establishes the asymmetric form derived here as a new result.

Please note that (26) looks already like the structure of subtraction of unphysical repeated collisions (24), however, only the Fock term appears to be subtracted from the screened approximation selfenergy in the propagator (26) since the scheme accounts for it already in the Bethe-Salpeter equation.

C. Maximally crossed diagrams

A next set of diagrams included in (25) are the maximally crossed ladders of figure 11 where the diagrams interchanging $1' \leftrightarrow 2'$ and $1' \leftrightarrow 2' \leftrightarrow 3'$ are contained in (25) as well. We proceed with the same steps as in the last chapter by introducing the expression of figure 11 into the last diagram of figure 1 but defining now the

channel-dressed propagator

$$\begin{aligned} G_{\tilde{T}} &= G_0 + G_0 \Sigma_{\tilde{T}} G_{\tilde{T}} \\ &= G_{\text{HF}} + G_{\text{HF}} (\Sigma_{\tilde{T}} - \Sigma_{\text{HF}}) G_T \end{aligned} \quad (27)$$

to obtain the diagrams in figure 12. Here the selfenergy

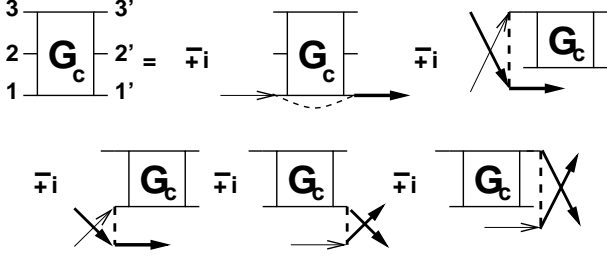


FIG. 11: The maximally crossed diagrams contained in (25).

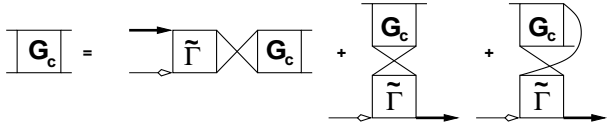


FIG. 12: The diagrams introducing figure 11 into figure 1. The thin open arrow mark now the channel-dressed propagator (27).

reads

$$\Sigma_{\tilde{T}}(11') = \mp \int d\bar{1}\bar{2} \tilde{\Gamma}(\bar{1}\bar{1}\bar{2}1') G(\bar{2}\bar{1}^+) \quad (28)$$

where the symmetrized vertex

$$\tilde{\Gamma}(1234) = \tilde{T}(1234) \mp \tilde{T}(1243) \quad (29)$$

is expressed via the maximally crossed ladders of figure 13.

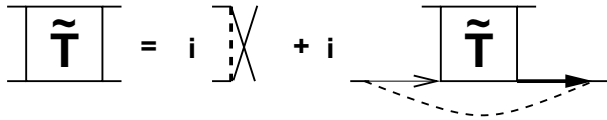


FIG. 13: The maximally crossed ladder summation.

D. Ladder diagrams

As a last set we select the ladder diagrams included in (25) which are collected in figure 14. Also the diagrams interchanging $2 \leftrightarrow 3$ are contained in (25).

Introducing the expression of figure 14 into the last diagram of figure 1 with the channel-dressed propagator

$$\begin{aligned} G_T &= G_0 + G_0 \Sigma_T G_T \\ &= G_{\text{HF}} + G_{\text{HF}} (\Sigma_T - \Sigma_{\text{HF}}) G_T \end{aligned} \quad (30)$$

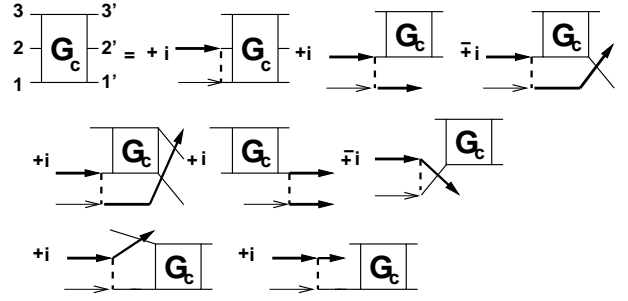


FIG. 14: The ladder diagrams contained in (25).

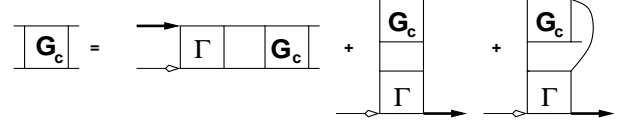


FIG. 15: The diagrams introducing figure 14 into figure 1. The thin open arrow are the channel-dressed propagator (30).

we obtain the diagrams in figure 15. Here the selfenergy reads

$$\Sigma_T(11') = \int d\bar{1}\bar{2} \Gamma(\bar{1}\bar{1}\bar{2}1') G(\bar{2}\bar{1}^+) \quad (31)$$

and the symmetrized vertex Γ was given by (18) in terms of the ladder T-matrix (19) presented in figure 16.

$$\mathbf{T} = i \begin{array}{|c|} \hline \vdots \\ \hline \end{array} + i \begin{array}{|c|} \hline \longrightarrow \\ \hline \end{array} \mathbf{T}$$

FIG. 16: The ladder summation.

E. Pair-pair correlation

Now that we have seen how the standard channels appear from the cumulant expansion of correlations in terms of Greenfunctions with special emphasis on the asymmetric propagators we proceed and investigate the pair-pair correlation. In fact in (25) there are diagrams included which describe the interaction of two two-particle Greenfunctions outlined in figure 17.

From these diagrams we search only the ones which yield a renormalization of the left-lower Hartree-Fock propagator after iteration in one of the above three channels, i.e. the first responsible diagram of figures 5, 11 or 14 respectively. In such a way we can define a channel-dressed propagator as done repeatedly above. It turns out that only the one diagram written in the second line of figure 17 fulfills this task. All other diagrams give repeated iterations partially included in the above summations and partially leading to new cross diagrams. These diagrams we will not consider here. They have been partially considered in Born approximation named

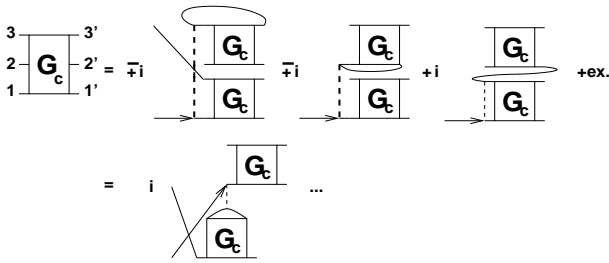


FIG. 17: The pair-pair diagrams in (25).

as cluster Hartree-Fock diagrams⁴⁹ and have been applied to exciton problems⁵⁰ and to first-order superfluid phase transition⁵¹. These diagrams describe the interaction between the cluster and the single particle, while we concentrate here on a genuine cluster-cluster diagram.

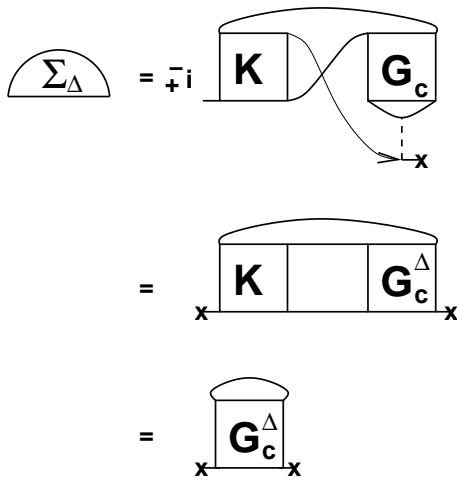


FIG. 18: The selfenergy of the renormalized propagator due to pair-pair correlations in figure 17 where the kernel K signs $V_s - V$ for the screened channel of figure 10, $i\tilde{T}$ for the maximally crossed channel in figure 12 and $iT + V$ for the ladder diagrams in figure 15. The second line is valid only for separable two-particle correlations, see figure 19, when using the screened diagrams of figure 8. The third line appears using the ladder diagrams of figure 15. Crosses denotes the inverse (amputated) propagator.

Introducing now this single renormalizing diagram of the last line in figure 17 into the corresponding three-particle ones on the right hand sides of figures 5, 11 or 14, leads to iterations which sums the interactions and results into the channel effective blocks, screened potential, maximally crossed vertex or T-matrix vertex. The is then again introduced into the last diagram of figure 1. In this way it provides an additional renormalization diagram for the channel-dressed propagator of (26), (27) and (30) which can be written

$$G_{\Delta} = G_p - G_p \Sigma_{\Delta} G_{\Delta} \quad (32)$$

with $p = s, \tilde{T}, T$ denoting the channels. The corresponding selfenergy Σ_{Δ} due to the pair-pair interaction

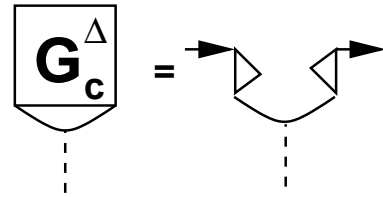


FIG. 19: Separation in in- and outgoing channels in the pole of pairing or condensation.

is shown in figure 18 where the kernel K denotes the considered channels $V_s - V$, $i\tilde{T}$ and $iT + V$ correspondingly.

We want to consider specially the particle-particle channel represented by the T-matrix since in this channel the pairing appears. There we have

$$\begin{aligned} G_{\Delta} &= G_{\text{HF}} + G_{\text{HF}}(\Sigma_T - \Sigma_{\Delta} - \Sigma_{\text{HF}})G_{\Delta} \\ &= G_0 + G_0(\Sigma_T - \Sigma_{\Delta})G_{\Delta}. \end{aligned} \quad (33)$$

For the singular channel, where the pairing appears, we will see now that the desired specific contribution remains. For this purpose we use the fact that the 2-particle correlation separates near the pairing or condensation pole, illustrated in figure 19 and as it was used above in chapter III B. Taking this into account we see from the screened ladder diagrams in figure 8 that besides the Hartree and Fock terms which appear to be subtracted in figure 18, only the third term in figure 8 remains as a connected diagram. Therefore we can replace the corresponding form in the second part of figure 18 by a full two-particle propagator which results into the second line of figure 18. Using the iteration of the T-matrix channel of figure 15 once more, we obtain the third line in figure 18. Due to this procedure we obtain the result

$$\Sigma_{\Delta} = \Sigma_{\tilde{\lambda}} \quad (34)$$

and comparing (24) with(33) we concluded that $G_{\Delta} = G_{\tilde{\lambda}}$. This is exactly the subtracted propagator (24) proposed before which corrects for the repeated collisions with the same state. The derived selfenergy diagram in the first line of figure 18 is therefore one of the main results of this paper since it presents the diagrammatic part which leads to the subtraction of unphysical repeated collisions in any channel. For the particle-particle channel we have obtained the correct subtracted propagator form and see that a proper collection of pair-pair correlations in the hierarchical expansion of correlations cares for the subtraction of such unphysical processes.

V. SUMMARY AND OUTLOOK

We have reexamined the Martin-Schwinger hierarchical structure of correlations. The expansion scheme of Greenfunctions has been written with the focus on the cummulant expansion form. We have investigated the

binary collision approximation as well as three-particle correlations and have derived the corresponding Bethe-Salpeter equations. It appears that the two internal propagators of the resulting Bethe-Salpeter equations are asymmetric with respect to self-consistency. Dependent on the considered channel we have one complete self-consistent and one channel-dressed selfconsistent propagator. The binary collision approximation leads to one Hartree-Fock and one selfconsistent propagator in agreement with the Kadanoff and Martin form. This leads to the gap equation of pairing while the standard Bethe-Salpeter equation with two selfconsistent propagators does not.

We have proceeded to understand this asymmetry as a subtraction of repeated collision with the same state which is unphysical. Such single-channel corrections count to diagrammatic sums with a weight of the inverse volume and appears therefore only if one has a singular channel carrying a pairing or condensation with a macroscopic number of occupation. We show that such a subtraction scheme appears if we consider the correlations of two pairs of particles contained in the three-particle correlated Greenfunction. We identify the selfenergy diagram which is responsible for such proper subtraction scheme and show that the recently proposed scheme following the idea of Soven has its justification in the hierarchical dependence of correlations.

The here derived selfenergy correction responsible for this subtraction scheme is valid in all three considered channels, the screened ladder, the maximally crossed diagrams and the T-matrix channel. Though we had searched only for the correction of the latter one in order to obtain pairing and the gap equation we suggest that this selfenergy diagram might have an effect also to the maximally crossed diagrams. In that channel one describes weak localization phenomena. Since it was shown recently⁴³ that the parquet diagrammatic summation leads not to the expected Anderson localization, we suggest that the asymmetric parquet summation which appears due to the here derived selfenergy correction might solve these problems with localization. This investigation is deserved for further work.

Acknowledgments

The discussions with Pavel Lipavský, Bretislav Šopík, Michael Männel and Alvaro Ferraz are gratefully mentioned. This work was supported by DFG-CNPq project 444BRA-113/57/0-1 and the DAAD-PPP program (BMBF). The financial support by the Brazilian Ministry of Science and Technology is acknowledged.

Appendix A: Variational technique, Ward identities and Φ -derivability

Due to the coupling of an external potential $U(11') = \delta_{11'}U(1)$ one expresses the two-particle causal Green function $G(121'2') = 1/i^2 \langle T\Psi_1\Psi_2\Psi_2^\dagger\Psi_1^\dagger \rangle$ by a variation of the one-particle Greenfunction $G(12) = 1/i \langle T\Psi_1\Psi_2^\dagger \rangle$ with respect to the external potential^{52,53} as

$$G(121'2') = G(11')G(22') \mp \frac{\delta G(11')}{\delta U(2'2)} \quad (\text{A1})$$

where the upper sign denotes the Fermi and the lower the Bose functions. Using the Dyson equation

$$G^{-1} = G_0^{-1} - \Sigma - U \quad (\text{A2})$$

one can calculate the derivative in (A1) and with the help of the chain rule and $\delta G = -G\delta G^{-1}G$, the fluctuation function reads

$$\begin{aligned} L(121'2') &= G_c(121'2') + G(12')G(21') \\ &= G(121'2') - G(11')G(22') \\ &= \mp G(12')G(21') \mp G(13) \frac{\delta \Sigma(34)}{\delta U(2'2)} G(41') \\ &= \mp G(12')G(21') + G(13) \frac{\delta \Sigma(34)}{\delta G(56)} L(5262')G(41'). \end{aligned} \quad (\text{A3})$$

Double occurring indices are understood as integrated over. Equation (A3) is expressed graphically in figure 20.

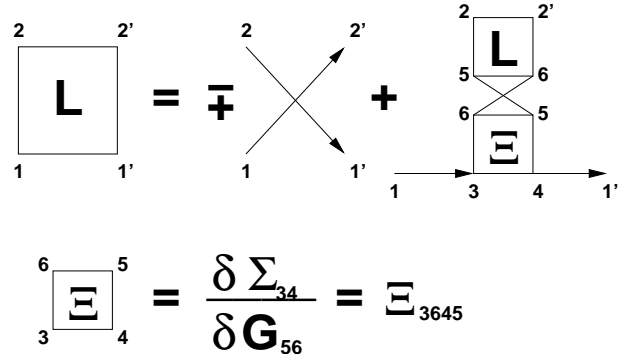


FIG. 20: Variational representation of the two-particle correlation function (A3)

Defining a three-point vertex function

$$\begin{aligned} \Gamma(123) &= \delta_{12}\delta_{13} + \frac{\delta \Sigma(12)}{\delta U(33)} \\ &= \delta_{12}\delta_{13} + \frac{\delta \Sigma(12)}{\delta G(45)} G(46)\Gamma(673)G(75) \end{aligned} \quad (\text{A4})$$

illustrated in figure 21 the two-particle correlation function of figure 20 can be represented by figure 22

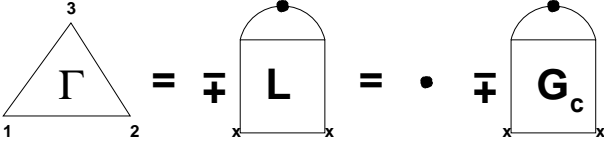


FIG. 21: Definition of the vertex function (A4)




FIG. 22: Equation for the vertex function.

The first line of equation (A4) establishes the Ward identity^{54–56} which is therefore a consequence of the variational expression (A1) and the form of Dyson equation (A2). This Ward identity is also a consequence of the fact that the selfenergy can be represented as variation of a Φ -functional with respect to the propagator³⁹. Recently it has been proposed⁵⁷ to expand the variational scheme in terms of the kernel represented in the last line of figure 20.




FIG. 23: Equation for the vertex function in asymmetric form.

How does this scheme fit now the asymmetric form presented in this paper? We demonstrate this on the example of the screened ladder approximation of figure 10. The other channels can be treated analogously. Closing the upper lines of the mirrored diagrams of figure 10 with the channel-corrected propagator we obtain the same form of the three-point vertex in figure 22 but now translated into figure 23 with asymmetric propagators. The kernel takes the form represented by figure 24 which can be verified by expanding the diagrams with the help of G_c of figure 10. In comparison with figure 22 the intermediate propagators are asymmetric.

Using the Dyson equation for the channel-dressed propagator with channel index i we can replace in one propagator of figure 22

$$G = G_i + G_i \Sigma_i G \quad (\text{A5})$$

and then have to show that

$$\Xi(1234) + \Xi(1235)G_i(56)\Sigma_i(64) \equiv \tilde{\Xi}(1234) \quad (\text{A6})$$

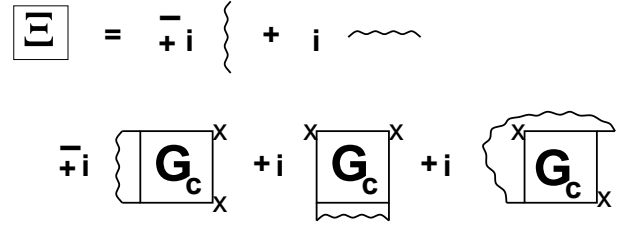


FIG. 24: Kernel of the vertex function in figure 22 for screened ladder channel of figure 10.

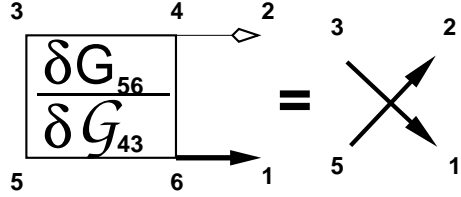
in order to proof $\tilde{\Gamma} = \Gamma$. To complete (A6) we use $1 + G\Sigma_i = G G_i^{-1}$ and write

$$\begin{aligned} \tilde{\Xi}(1234) &= \Xi(1235)G_i(56)G_i^{-1}(64) \\ &\equiv \frac{\delta\Sigma(12)}{\delta\mathcal{G}(43)} = \frac{\delta\Sigma(12)}{\delta G(56)} \frac{\delta G(56)}{\delta\mathcal{G}(43)} \end{aligned} \quad (\text{A7})$$

where we have introduced the (variational) selfconsistent propagator \mathcal{G} to be defined by

$$\frac{\delta G(56)}{\delta\mathcal{G}(43)} G_i(42)G(61) \equiv G(31)G(52) \quad (\text{A8})$$

illustrated in figure 25.

FIG. 25: Definition of the variational propagator \mathcal{G} (A8).

With the help of this variational propagator we can fulfill the relation (A7) such that we have

$$\tilde{\Xi}(1234) = \frac{\delta\Sigma(12)}{\delta\mathcal{G}(43)}. \quad (\text{A9})$$

This, however, has the required form of figure 20 such that (A3) is fulfilled and the Ward identities are completed. Please note that neither G nor G_i serves as propagator to perform the variation but the variational propagator \mathcal{G} defined by (A8).

Therefore the screened ladder approximation (and the other 2 considered channels as well) can be recast into a form of three-point vertex function which obeys an integral equation with has the desired form of Ward identity. The difference to the traditional treatment is that a full dressed propagator is combined with the channel-dressed propagator. The price we pay is that we do have two different selfconsistent propagators the channel-dressed one and the complete dressed one.

Now we can write down the standard Φ -functionals for T-matrix, screened ladder and maximally crossed channels but with symmetrical \mathcal{G} propagators.

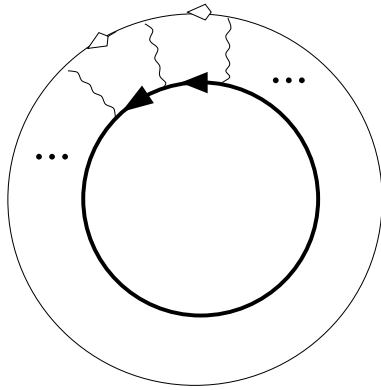


FIG. 26: The Φ -functional defining the asymmetric screened channel approximation.

Alternatively we can use (A8) to replace them by the two different selfconsistent propagators. Consequently, the appearance of two different propagators does not violate the Φ -derivability and the conservation laws.

This can be considered alternatively by translating the known conserving approximations into forms of two different species in the system and interpret in the end one specie as the complete-dressed selfconsistent and the other specie as the channel-dressed selfconsistent propagator. For the screened ladder channel we declare e.g. a Φ -functional as illustrated in figure 26.

At the end it has to be remarked that the here proven Ward identity and Φ -derivability is in a sense a triviality as long as the scheme is kept exact. Any formal expansion is 'exact' and will obey therefore these exact identities. The difference between different expansion schemes lays in the different kind of approximations 'naturally' offered. Therefore at any stage of approximation actually used one has to ensure the Ward identity. The introduction of the variational propagator (A8) in figure 25 shows that any asymmetric approximation proposed with the scheme in this paper can be translated into a symmetric one. However the relation is very cumbersome in such a way that any asymmetric form chosen translates into many higher order diagrams in the symmetric writing.

-
- ¹ L. P. Kadanoff and P. C. Martin, Phys. Rev. **124**, 670 (1961).
² R. F. Bishop, M. R. Strayer, and J. M. Irvine, Phys. Rev. A **10**, 2423 (1974).
³ R. F. Bishop, M. R. Strayer, and J. M. Irvine, Journal of Low Temperature Physics **20**, 573 (1975).
⁴ J. Maly, B. Jankó, and K. Levin, Phys. Rev. B **59**, 1354 (1999).
⁵ Y. He, C. C. Chien, Q. Chen, and K. Levin, Physical Review B **76**, 224516 (2007).
⁶ C. C. Chien, Y. He, Q. Chen, and K. Levin, Phys. Rev. A **77**, 011601 (2008).
⁷ Q. Chen, J. Stajic, S. Tan, and K. Levin, Phys. Rep. **412**, 1 (2005).
⁸ W. Wild, Z. Phys. A **158**, 322 (1960).
⁹ P. Lipavský, Phys. Rev. B **78**, 214506 (2008).
¹⁰ K. M. Watson, Phys. Rev. **89**, 575 (1953).
¹¹ P. Soven, Phys. Rev. **156**, 809 (1967).
¹² K. Morawetz, Phys. Rev. B (2010), arXiv:0911.1725.
¹³ B. B. Kadomtsev, Zh.Eksp.Teor.Fiz. **33**, 151 (1958), sov. Phys. -JETP **33**,117(1958).
¹⁴ Y. L. Klimontovich and W. Ebeling, Jh. Eksp. Teor. Fiz. **63**, 904 (1972).
¹⁵ W. Ebeling, Ann. Phys. **33**, 5 (1976).
¹⁶ W. Ebeling and G. Röpke, Ann. Phys. (Leipzig) **36**, 429 (1979).
¹⁷ G. Röpke, Phys.Rev.A **38**, 3001 (1988).
¹⁸ K. Morawetz and D. Kremp, Phys. Lett. A **173**, 317 (1993).
¹⁹ A. Esser and G. Röpke, Phys. Rev. E. **58**, 2446 (1998).
²⁰ K. Morawetz, Phys. Rev. E **62**, 6135 (2000), errata 69, 029902.
²¹ P. Debye and E. Hückel, Phys. Zeitsch. **15**, 305 (1923).
²² L. Onsager, Phys. Zeitsch. **8**, 277 (1927).
²³ H. Falkenhagen, *Elektrolyte* (S. Hirzel Verlag, Leipzig, 1953).
²⁴ H. Falkenhagen, W. Ebeling, and W. D. Kraeft, in *Ionic Interaction*, edited by Petrucci (Academic Press, New York and London, 1971), chap. 1, p. 1.
²⁵ D. Kremp, D. Kraeft, and W. Ebeling, Ann. Phys. (Leipzig) **18**, 246 (1966).
²⁶ H. S. Köhler and R. Malfliet, Phys. Rev. C **48**, 1034 (1993).
²⁷ P. Bozek, Phys. Rev. C **59**, 2619 (1999).
²⁸ P. Bozek, Eur. Phys. J. A **15**, 325 (2002).
²⁹ W. Botermans and R. Malfliet, Phys.Rep. **198**, 115 (1990).
³⁰ P. Lipavský, K. Morawetz, and V. Špička, *Kinetic equation for strongly interacting dense Fermi systems*, vol. 26,1 of *Annales de Physique* (EDP Sciences, Paris, 2001).
³¹ K. Bärwinkel, Z. Naturforsch. (a) **24**, 38 (1969).
³² H. B. Ghassib, R. F. Bishop, and M. R. Strayer, Journal of Low Temperature Physics **23**, 393 (1976).
³³ Y. Noguchi, S. Ishii, and K. Ohno, The Journal of Chemical Physics **125**, 114108 (2006).
³⁴ G. Toulouse, Phys. Rev. B **2**, 270 (1970).
³⁵ D. O. Gericke, S. Kosse, M. Schlages, and M. Bonitz, Phys. Rev. B **59**, 10639 (1999).
³⁶ R. Micnas, M. H. Pedersen, S. Schafroth, T. Schneider, J. J. Rodríguez-Núñez, and H. Beck, Phys. Rev. B **52**, 16223 (1995).
³⁷ A. Vagov, H. Schomerus, and A. Shanenko, Phys. Rev. B **76**, 214513 (2007).
³⁸ H. Puff (Zentralinstitut für Elektronenphysik, Berlin, 1979), vol. Preprint 79-1.
³⁹ P. C. Martin and J. Schwinger, Phys. Rev. **115**, 1342 (1959).
⁴⁰ P. Fulde, *Electron Correlations in Molecules and Solids* (Springer Series in Solid-State Sciences, Berlin, 1991).
⁴¹ G. Baym and L. P. Kadanoff, Phys. Rev. **124**, 287 (1961).
⁴² V. Janis, Phys. Rev. B **64**, 115115 (2001).
⁴³ V. Janis, J. Phys: Condens. Matter (London) **21**, 485501 (2009), ISSN 0953-8984.
⁴⁴ R. E. Prange, in *Proc. of Int. Spring School of Physics*,

- Naples* (Academic Press of Japan, 1960).
- ⁴⁵ B. Šopík, P. Lipavský, M. Männel, and K. Morawetz, *New J. Phys.* (2010), in press.
- ⁴⁶ S. T. Beliaev, *Soviet. Phys. JETP* **7**, 289 (1958).
- ⁴⁷ L. P. Gorkov, *Zh. Eksp. Fiz.* **34**, 735 (1958), *Sov. Phys. JETP*, 7 (1958) 505.
- ⁴⁸ R. Zimmermann, K. Kilimann, W. Kraeft, D. Kremp, and G. Röpke, *phys. stat. sol. (b)* **90**, 175 (1978).
- ⁴⁹ G. Röpke, *Ann. Physik (Leipzig)* **506**, 145 (1994).
- ⁵⁰ G. Röpke, T. Seifert, H. Stolz, and R. Zimmermann, *phys. stat. sol. (b)* **100**, 215 (1980).
- ⁵¹ G. Röpke, *Z. Phys. B* **99**, 83 (1995).
- ⁵² L. P. Kadanoff and G. Baym, *Quantum Statistical Mechanics* (Benjamin, New York, 1962).
- ⁵³ W. D. Kraeft, D. Kremp, W. Ebeling, and G. Röpke, *Quantum Statistics of Charged Particle Systems* (Akademie Verlag, Berlin, 1986).
- ⁵⁴ B. Velický, A. Kalvová, and V. Špička, *Phys. Rev. B* **77**, 041201 (2008).
- ⁵⁵ J. C. Ward, *Phys. Rev.* **84**, 897 (1951).
- ⁵⁶ Y. Takahashi, *Il Nuovo Cim.* **VI**, 371 (1957).
- ⁵⁷ R. van Leeuwen, N. E. Dahlen, and A. Stan, *Phys. Rev. B* **74**, 195105 (2006).