

Spin gradient demagnetization cooling of ultracold atoms

Patrick Medley^{†,*}, David M. Weld,[†] Hirokazu Miyake, David E. Pritchard, and Wolfgang Ketterle

*MIT-Harvard Center for Ultracold Atoms, Research Laboratory of Electronics,
and Department of Physics, Massachusetts Institute of Technology, Cambridge MA 02139*

A major goal of ultracold atomic physics is quantum simulation of spin Hamiltonians in optical lattices[1–3]. Progress towards this goal requires the attainment of extremely low temperatures[4]. Here we demonstrate a new cooling method which consists of applying a time-varying magnetic field gradient to a spin mixture of ultracold atoms. We have used this method to prepare isolated spin distributions at positive and negative spin temperatures of ± 50 picokelvin. The spin system can also be used to cool other degrees of freedom, and we have used this coupling to reduce the temperature of an apparently equilibrated sample of rubidium atoms in a Mott insulating state to 350 picokelvin. These are the lowest temperatures ever measured in any system.

Attainment of lower temperatures has frequently enabled discoveries of new physical phenomena, from superconductivity to Bose-Einstein condensation. Currently, there is substantial interest in the possibility of observing correlated magnetic quantum phases in lattice-trapped ultracold atoms[1, 2]. The temperatures required for the existence of such phases are on the order of 200 picokelvin, which is lower than any previously achieved or measured temperature[5]. Realization of this very low temperature scale requires the development of new methods of refrigeration which can be applied to ultracold lattice-trapped atoms. Many such techniques have been proposed[6–13] but await experimental realization. The cooling method we demonstrate here not only opens up a previously inaccessible temperature regime, but also provides a realistic path to the observation of magnetic quantum phase transitions in optical lattices.

The new cooling method is applied to an optically trapped cloud of cold atoms in a mixture of two internal states with different magnetic moments. Application of a suitable magnetic field gradient will result in partial spatial segregation of the two spin components. At zero temperature there is a perfectly sharp boundary between the two spin domains, but at finite temperature there exists a “mixed region” of spins between the domains. This region, whose width is proportional to the temperature T , comprises a spectrum of soft and easily measurable spin excitations, the energy of which can be tuned by adjusting the strength of the magnetic field gradient[14]. For example, an elementary spin excitation consists of a spin-up atom swapping places with a spin-down atom on the other side of the zero-temperature spin domain

*Present address: Department of Physics, Stanford University, Stanford CA 94305

[†]These authors contributed equally to this work.

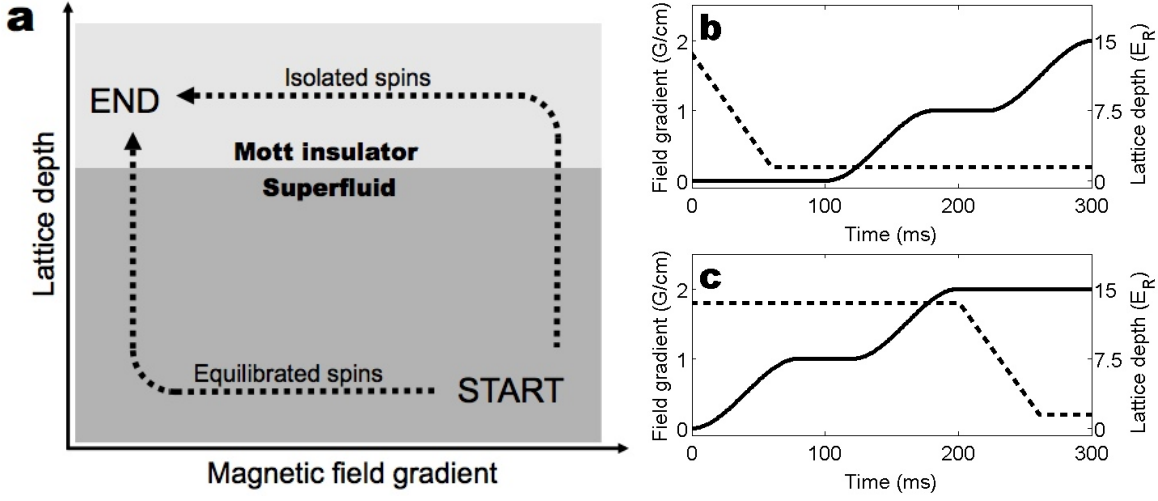


FIG. 1: Two different cooling protocols realizing the cases of isolated and equilibrated spin systems. **a:** Experimental “phase diagram” of lattice depth vs. applied gradient. Dashed lines show two different paths along which one can move between the high-gradient superfluid state and the low-gradient Mott insulating state. **b:** and **c:** show the lattice depth (solid line) and gradient strength (dashed line) versus time for the two cases (equilibrated spins and isolated spins, respectively) in panel **a**. The shape of the lattice rampup is designed to ensure maximum equilibration.

boundary. The spin system can be regarded as isolated from all other degrees of freedom when the gradient is changed on a time scale faster than the spin relaxation rate. Contrastingly, when the gradient is changed slowly enough the spin system is fully equilibrated. In the latter case, the spins can absorb entropy from other degrees of freedom, thus cooling the whole sample. Reduction of the magnetic field gradient after (before) the optical lattice has been raised realizes the regime of isolated (equilibrated) spins. Fig. 1 shows these two possible experimental pathways.

First, we discuss isolated spins, of which neutral atoms in a Mott insulating state are an almost ideal realization. Spin distributions relax by two atoms exchanging sites through a second order tunneling process. The time scale of this relaxation is typically one second, and the gradient can easily be varied much faster. The equilibrium spin distribution depends only on the ratio of the applied gradient $\nabla|\mathbf{B}|$ and temperature T . When $\nabla|\mathbf{B}|$ is changed the temperature of the decoupled spin degrees of freedom (spin temperature) is rescaled proportionally. This enables the realization of spin distributions with a very low positive (or, if the sign of the gradient is changed, negative) temperature, limited by the accuracy with which the field gradient can be measured. Negative temperatures can only occur for systems with an upper bound on the energy, and correspond to an inverted Boltzmann distribution with the largest population in the highest-energy state[15].

Figure 2 shows the results of experiments on *isolated* spins. One-parameter theoretical fits to data on equilibrated spins indicate an initial temperature of 6.3 nanokelvin (see Figs. 3 and 4). While reduction

of the gradient by a factor of 1000 would be expected to reduce the temperature of the isolated spins to 6.3 picokelvin, our finite optical resolution only allows us to assert an upper bound of 50 ± 20 picokelvin. Similarly, at small negative gradients, we observe a negative-temperature distribution with a temperature closer to zero than -50 ± 20 picokelvin. Since the total energy is monotonic in $-1/T$, these temperatures represent the most extreme thermodynamic states ever measured in any system[16, 17]. Note that these spin temperatures are much lower than those attainable by magnetic trapping or optically pumping a system into a single spin state: even for a fractional population of 10^{-6} in other spin states caused by imperfect pumping or spin-flip collisions[18], the spin temperature in a bias field of 100 mG is 500 nanokelvin, assuming a magnetic moment of one Bohr magneton. In our experiment, the energy scale is set by the product of the Bohr magneton with the magnetic field *gradient* and the lattice spacing, and it is the relative ease of achieving very small values of this parameter which allows us to reach such low spin temperatures.

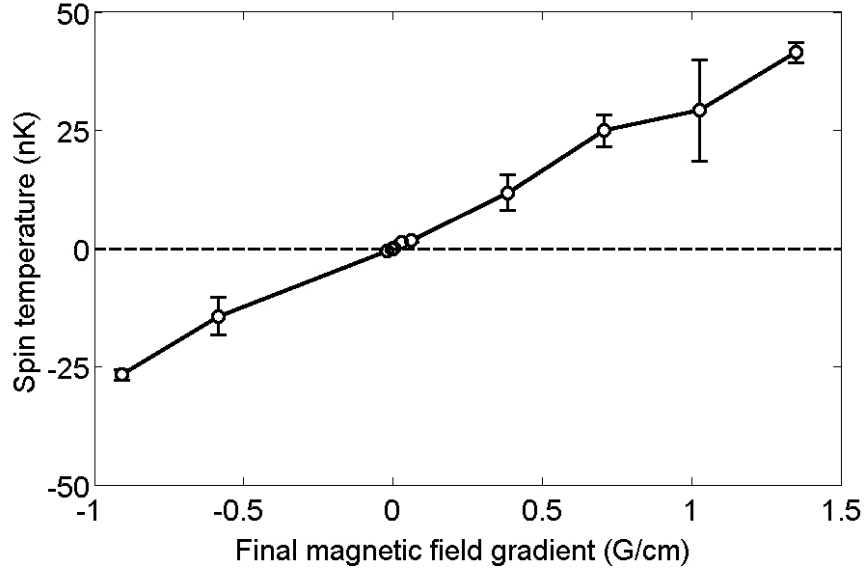


FIG. 2: Preparation of arbitrary low positive and negative spin temperatures. Measured spin temperature versus final gradient, for the case of isolated spins in the Mott insulating state. Error bars are statistical.

In the regime of *equilibrated* spins, adiabatic reduction of the gradient reduces the energy of the spin degrees of freedom, causing entropy to flow into the mixed-spin region from other degrees of freedom. This lowers the temperature of the whole system in a manner locally analogous to standard adiabatic demagnetization refrigeration[19, 20]. On a microscopic level, particle-hole excitations can couple directly to spin excitations if a particle and a hole on opposite sides of the zero-temperature domain boundary annihilate. Energy may be absorbed by quasiparticles in the first band or by the spin excitations themselves[21]. In the superfluid phase and during lattice rampup, the kinetic excitations are different and entropy transfer is

expected to occur faster and in more complex ways. Experimentally, it is easier to maintain adiabaticity if most of the path along which the gradient is changed is in a regime of fast relaxation times (e.g. the lower path in Fig. 1a). Thermodynamically, this adiabatic cooling method is a redistribution of entropy from the kinetic degrees of freedom to the entropy which results from partially mixing the two initially well-segregated spin domains.

It is easily possible for the mixed region to absorb nearly all of the entropy of the system. In a single-component Mott insulator which is at a temperature low enough for the particle-hole approximation to hold, the approximate total entropy is $k_B \ln(2)$ times the volume of the conducting “shells” between the Mott plateaux[4]. The maximum entropy of the mixed region is realized when, at low gradient, it is broadened to a substantial fraction of the total size. In that situation the entropy per site approaches $k_B \ln(n + 1)$, where n is the local number of indistinguishable bosons per site (in our samples, n varies across the trap between 1 and 3). This shows that the *maximum* entropy of the spin system is larger than the entropy of the kinetic (i.e. particle-hole) degrees of freedom. This suggests that substantial cooling of the particle-hole degrees of freedom can be achieved with a single gradient demagnetization ramp.

We have made a more quantitative analysis of spin gradient demagnetization by calculating entropy-versus-temperature curves of the two-component Mott insulator in various field gradients, using a model which neglects tunneling and treats each lattice site separately. The model, which is discussed in detail in Ref. [22], takes as input our experimental parameters such as trap frequencies and atom number and uses the latest theoretical predictions of the intraspin and interspin scattering lengths [23]. The results of these calculations (see Figs. 3 and 4) confirm the qualitative argument above and show that spin gradient demagnetization cooling is capable of reaching extremely low temperatures well below the expected Curie temperatures of spin-ordered states.

Figures 3 and 4 show the results of such spin gradient demagnetization cooling experiments. As the field gradient is reduced, the width of the domain wall is observed to increase (see Fig. 3), indicating the transfer of entropy from the kinetic degrees of freedom to the spins. The width increases much less steeply than would be expected for an isothermal sample, implying cooling. The observed domain wall width can be converted to a temperature using spin gradient thermometry. The measured temperature falls rapidly as the gradient is lowered (see Fig. 4). The lowest measured temperature is 350 ± 50 picokelvin, making this the coldest implementation of the atomic Mott insulator. In the future, this temperature should be verified using an additional method of thermometry which directly addresses the particle-hole degrees of freedom (see for example Refs [24–26]). This temperature is in fact colder than the lowest temperature ever measured in an equilibrated kinetic system[27], and it is within a factor of 2 of the expected magnetic ordering temperature[5].

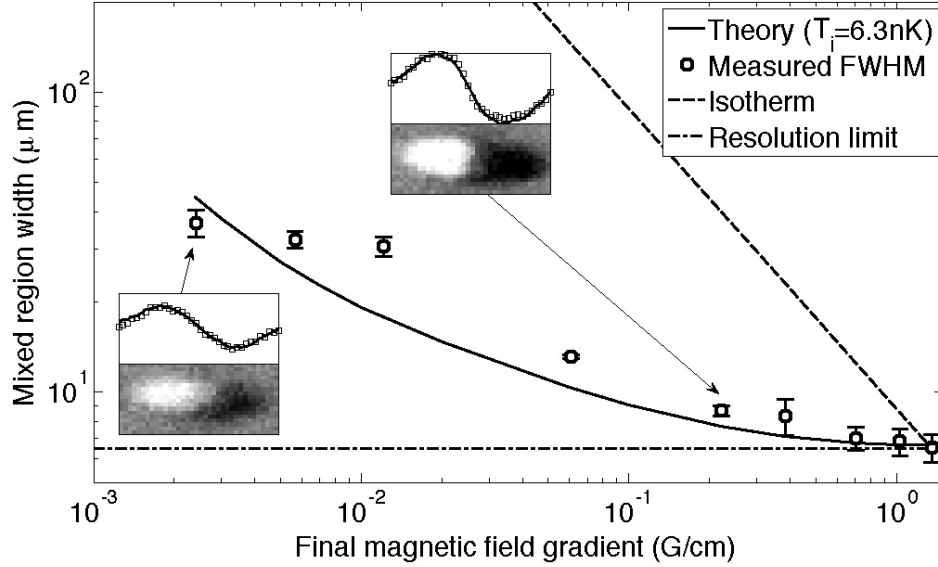


FIG. 3: Entropy transfer from other degrees of freedom to the spin system. Circles represent measured width of the mixed region vs. final magnetic field gradient, for the “equilibrated spins” demagnetization protocol (see Fig. 1). Error bars are statistical. The dashed line represents the expected behaviour assuming no cooling. The dash-dotted line shows the minimum resolvable width. The solid curve is the theoretical prediction, assuming an initial temperature of 6.3 nanokelvin and including the effects of optical resolution (see Ref. [22] for details). Insets show spin images at the indicated points, the corresponding vertically integrated spin profiles (squares), and the fit to the expected form of a tanh function times the overall density distribution (solid line; see Ref. [14] for details). Axis units and grayscales in the two insets are arbitrary but identical.

Theoretical curves in Figs. 3 and 4 (see also reference [22]) show reasonable agreement with the data. These curves were fitted to the measured temperatures using only one free parameter: the initial temperature at the maximum gradient. The initial temperature inferred from this fit is 6.3 nanokelvin. In our earlier work on thermometry[14], where the lowest measured temperature was 1 nanokelvin, some adiabatic demagnetization cooling may have occurred during the preparation of the system. The flattening-out observed in the measured data at low gradients could be a signal that all *accessible* entropy has been pumped into the spin system.

There are both practical and theoretical limits on the temperatures which can be attained with spin gradient demagnetization cooling. In traditional magnetic refrigeration experiments, the minimum temperature is often set by the minimum achievable magnetic field or the presence of interactions leading to internal fields in the material used as a refrigerant[28]. Analogues of both these limits are relevant to spin gradient demagnetization refrigeration. Practically, the ratio between the highest and lowest magnetic field gradients which can be applied to the system is an upper bound on the ratio between the initial and final temperatures.

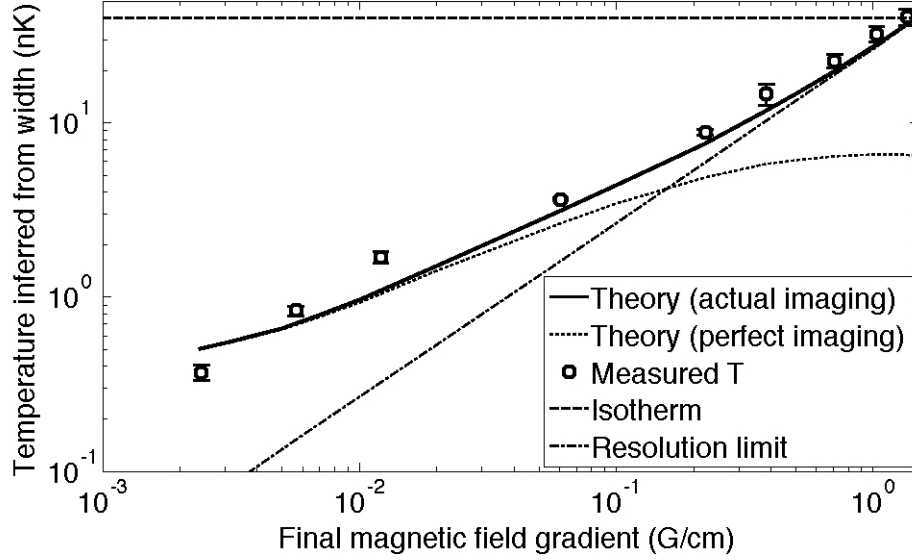


FIG. 4: Spin gradient demagnetization cooling. Circles represent measured temperature vs. final magnetic field gradient, for the “isolated spins” demagnetization protocol (see Fig. 1). Error bars are statistical. These measurements are the same as those shown in Fig. 3. The dashed line follows the isothermal trajectory and the dash-dotted line shows the resolution limit. The solid line is the theoretical prediction, assuming an initial temperature of 6.3 nanokelvin and including the effects of optical resolution. The dotted line is the same theoretical prediction *without* the effects of optical resolution.

In our experiment, the maximum value of $\nabla|\mathbf{B}_i|/\nabla|\mathbf{B}_f|$ is about 1000 (limited mainly by the accuracy of determining the zero crossing of the gradient; see Supporting Online Material), which would give a minimum temperature below 10 picokelvin assuming a typical initial temperature of 3 nanokelvin. Another limit stems from the small but finite difference between the inter-spin interaction energy $U_{\uparrow\downarrow}$ and the mean of the intra-spin interaction energies $(U_{\uparrow\uparrow} + U_{\downarrow\downarrow})/2$. For ^{87}Rb , this limit is not expected to preclude cooling below the expected magnetic ordering temperature[22]. A final note is that spin correlations reduce the entropy capacity of the spin degrees of freedom, by a factor which is approximately the number of sites in a magnetic domain. Thus, when magnetic ordering sets in, the width of the mixed-spin region produced by spin gradient demagnetization will be wider than that expected for uncorrelated spins, by a factor of the average magnetic domain size. As long as the initial entropy is below the critical entropy for spin ordering (which is experimentally achievable in the bosonic Mott insulator), these practical and theoretical limits on spin gradient demagnetization cooling do not appear to prevent cooling below the Curie temperature of the spin-ordered phases. This technique thus provides a specific and realistic method of realizing magnetic phase transitions in lattice-trapped ultracold atoms.

Our scheme differs from adiabatic demagnetization refrigeration (including that demonstrated in a gas of chromium atoms[29]) in that the magnetic field is replaced by a magnetic field gradient, and spin flip collisions by spin transport. Note that the chromium scheme cannot be applied to alkali atoms due to the much slower spin-flip rates, and extending it from the demonstrated microkelvin regime to picokelvins would require sub-microgauss magnetic field control. In previous work[14], we suggested that adiabatic reduction of the gradient could be used for cooling, and some aspects of this proposal have recently been addressed and verified by quantum Monte Carlo calculations[30].

The concept behind spin gradient demagnetization cooling is compelling; if adiabaticity can be maintained, then strong cooling in a lattice will occur. Our experimental implementation was designed to allow the system to equilibrate as much as possible at low lattice depths where the relaxation times are short. We have tested the reversibility of the gradient ramps applied in the superfluid phase by replacing the single gradient ramp by a sequence of ramp down, ramp up, ramp down, and there was no detectable difference in the final temperature measured using spin gradient thermometry. This indicates that the gradient ramps used in spin gradient demagnetization cooling in the superfluid state are adiabatic. Equilibration in the Mott insulator is more difficult to demonstrate, although the previously demonstrated agreement between spin gradient thermometry and cloud size thermometry at high temperatures[14] indicates that the kinetic and spin degrees of freedom are equilibrated in that regime. The fact that the spin distribution fits well to the hyperbolic tangent form expected of an equilibrated spin system is also indirect evidence for equilibration, as is the one-parameter fit to our theoretical predictions (which assume adiabaticity). However, if the lattice is deepened, then lowered to zero, then raised again, heating is generally observed. Thus, we cannot rule out the existence of long-lived metastable excitations in the Mott insulating state which do not couple to the spin degrees of freedom and thus do not influence our temperature measurement. Indeed, other experiments have seen evidence of long equilibration times in the Mott insulator[21, 31]. For quicker equilibration, spin gradient demagnetization cooling could be implemented with lighter atomic species (e.g. ^7Li or $^4\text{He}^*$) and/or shorter period optical lattices.

The cooling technique using isolated spins presented here has achieved spin temperatures and entropies well below the critical values for magnetic ordering, and spin gradient demagnetization cooling of equilibrated spins has cooled to a point within reach of the critical values. Therefore, this work opens a realistic path towards experimental observation of superexchange-driven phase transitions in optical lattices, and extends the potential of ultracold atoms trapped in optical lattices to be used as flexible quantum simulators of strongly interacting many-body systems.

Methods

After being magnetically trapped and cooled with RF evaporation, ^{87}Rb atoms are delivered to the experimental vacuum chamber by translation of a far-detuned 1064 nm optical tweezer beam[32] and loaded into a crossed optical dipole trap. The power in the trapping beams is reduced, evaporatively producing a BEC. The final trapping frequencies are 40, 141, and 156 Hz. The atoms are placed into a mixture of the $|F = 1, m_F = -1\rangle$ and $|F = 2, m_F = -2\rangle$ hyperfine states by a nonadiabatic magnetic field sweep through the microwave transition. A magnetic field gradient of 2 G/cm (measured with Stern-Gerlach separation) is then applied parallel to the weak axis of the optical trap. The gradient zero is measured with an accuracy better than 1 mG/cm by observing the point at which the $|1, -1\rangle$ and $|2, -2\rangle$ atoms swap sides as the gradient is reversed in the superfluid state. Further evaporative cooling in the 2 G/cm gradient removes the entropy created by state preparation and decoherence, and shifts the two spin states to opposite sides of the trap. The two spin domains remain in thermal contact. A three-dimensional cubic retroreflected optical lattice overlaps the trapping region. This lattice is raised as shown in Fig. 1. The pause at intermediate lattice depths was observed to improve spin equilibration. Typically 15,000 atoms remain after evaporation, leading to occupation numbers between 2 and 3 in the center of the trap. Absorption imaging of the atoms is performed along the vertical axis, perpendicular to the direction of applied field gradient. In order to resolve the density profile of the optically dense atomic cloud, the saturation parameter of the imaging beam is typically greater than 1. The saturated images are corrected and calibrated according to a standard procedure[33].

It is a pleasure to acknowledge discussions with Eugene Demler, Takuya Kitagawa, David Pekker, and Aditi Mitra. We thank Aviv Keshet for a critical reading of the manuscript. H.M. acknowledges support from the NDSEG fellowship program. This work was supported by the NSF, through a MURI program, and under ARO Grant No. W911NF-07-1-0493 with funds from the DARPA OLE program.

-
- [1] M. Lewenstein, *et al.*, *Adv. Phys.* **56**, 243 (2007).
 - [2] I. Bloch, J. Dalibard, W. Zwerger, *Rev. Mod. Phys.* **80**, 885 (2008).
 - [3] L.-M. Duan, E. Demler, M. D. Lukin, *Phys. Rev. Lett.* **91**, 090402 (2003).
 - [4] T.-L. Ho, Q. Zhou, *Phys. Rev. Lett.* **99**, 120404 (2007).
 - [5] B. Capogrosso-Sansone, Ş. G. Söyler, N. V. Prokof'ev, B. V. Svistunov, *Phys. Rev. A* **81**, 053622 (2010).
 - [6] F. Werner, O. Parcollet, A. Georges, S. R. Hassan, *Phys. Rev. Lett.* **95**, 056401 (2005).
 - [7] M. Popp, J.-J. Garcia-Ripoll, K. G. Vollbrecht, J. I. Cirac, *Phys. Rev. A* **74**, 013622 (2006).
 - [8] B. Capogrosso-Sansone, Ş. G. Söyler, N. Prokof'ev, B. Svistunov, *Phys. Rev. A* **77**, 015602 (2008).

- [9] P. Rabl, A. J. Daley, P. O. Fedichev, J. I. Cirac, P. Zoller, *Phys. Rev. Lett.* **91**, 110403 (2003).
- [10] J.-S. Bernier, *et al.*, *Phys. Rev. A* **79**, 061601 (2009).
- [11] T.-L. Ho, Q. Zhou, *Proc. Natl. Acad. Sci. USA* **106**, 6916 (2009).
- [12] T.-L. Ho, Q. Zhou, Universal cooling scheme for quantum simulation, Preprint at (<http://arxiv.org/abs/0911.5506>) (2009).
- [13] J. Catani, *et al.*, *Phys. Rev. Lett.* **103**, 140401 (2009).
- [14] D. M. Weld, *et al.*, *Phys. Rev. Lett.* **103**, 245301 (2009).
- [15] F. Reif, *Fundamentals of Statistical and Thermal Physics* (McGraw-Hill, 1965).
- [16] P. J. Hakonen, R. T. Vuorinen, J. E. Martikainen, *Phys. Rev. Lett.* **70**, 2818 (1993).
- [17] J. T. Tuoriniemi, *et al.*, *Phys. Rev. Lett.* **84**, 370 (2000).
- [18] A part-per-million spin impurity level would for example be present in a 100 Hz magnetic trap with a 100 second lifetime due to dipolar relaxation.
- [19] W. F. GIAUQUE, *J. Amer. Chem. Soc.* **49**, 1864 (1927).
- [20] P. Debye, *Ann. Phys.* **386**, 1154 (1926).
- [21] R. Sensarma, *et al.*, Lifetime of double occupancies in the Fermi-Hubbard model, Preprint at (<http://arxiv.org/abs/1001.3881>) (2010).
- [22] D. M. Weld, H. Miyake, P. Medley, D. E. Pritchard, W. Ketterle, Thermometry and refrigeration in the two-component Mott insulator, Preprint at (<http://arxiv.org/abs/1008.4610>) (2010).
- [23] S. Kokkelmans. Private communication.
- [24] W. S. Bakr, *et al.*, Probing the superfluid to Mott insulator transition at the single atom level, Preprint at (<http://arxiv.org/abs/1006.0754>) (2010).
- [25] J. F. Sherson, *et al.*, *Nature* **467**, 68 (2010).
- [26] N. Gemelke, X. Zhang, C.-L. Hung, C. Chin, *Nature* **460**, 995 (2009).
- [27] A. E. Leanhardt, *et al.*, *Science* **301**, 1513 (2003).
- [28] A. S. Oja, O. V. Lounasmaa, *Rev. Mod. Phys.* **69**, 1 (1997).
- [29] M. Fattori, *et al.*, *Nat. Phys.* **2**, 765 (2006).
- [30] S. S. Natu, E. J. Mueller, Domain wall dynamics in a two-component Bose-Mott insulator, Preprint at (<http://arxiv.org/abs/1005.3090>) (2010).
- [31] C.-L. Hung, X. Zhang, N. Gemelke, C. Chin, *Phys. Rev. Lett.* **104**, 160403 (2010).
- [32] E. W. Streed, *et al.*, *Rev. Sci. Instrum.* **77**, 023106 (2006).
- [33] G. Reinaudi, T. Lahaye, Z. Wang, D. Guéry-Odelin, *Opt. Lett.* **32**, 3143 (2007).