

## CHARACTERISTICS OF KEPLER PLANETARY CANDIDATES BASED ON THE FIRST DATA SET: THE MAJORITY ARE FOUND TO BE NEPTUNE-SIZE AND SMALLER

William J. Borucki<sup>1</sup>, David G. Koch<sup>1</sup>, Gibor Basri<sup>2</sup>, Natalie Batalha<sup>3</sup>, Timothy Brown<sup>4</sup>, Douglas Caldwell<sup>5</sup>, Jørgen Christensen-Dalsgaard<sup>6</sup>, William D. Cochran<sup>7</sup>, Edna DeVore<sup>5</sup>, Edward W. Dunham<sup>8</sup>, Andrea K. Dupree<sup>10</sup>, Thomas N. Gautier III<sup>9</sup>, John C. Geary<sup>10</sup>, Ronald Gilliland<sup>11</sup>, Alan Gould<sup>18</sup>, Steve B. Howell<sup>15</sup>, Jon M. Jenkins<sup>5</sup>, David W. Latham<sup>10</sup>, Geoffrey W. Marcy<sup>2</sup>, Søren Meibom<sup>10</sup>, Hans Kjeldsen<sup>6</sup>, Jack J. Lissauer<sup>1</sup>, David G. Monet<sup>12</sup>, Dimitar Sasselov<sup>10</sup>, Jill Tarter<sup>5</sup>, Alan Boss<sup>19</sup>, David Charbonneau<sup>10</sup>, Laurance Doyle<sup>5</sup>, Jonathan Fortney<sup>25</sup>, Eric B. Ford<sup>13</sup>, Matthew J. Holman<sup>10</sup>, Sara Seager<sup>26</sup>, Jason H. Steffen<sup>27</sup>, William F. Welsh<sup>28</sup>, Jason Rowe<sup>1</sup>, Stephen T. Bryson<sup>1</sup>, Jessie Christensen<sup>5</sup>, Jessie Dotson<sup>1</sup>, Michael Haas<sup>1</sup>, Jeffrey Kolodziejczak<sup>31</sup>, Jeffrey Van Cleve<sup>5</sup>, Hema Chandrasekaran<sup>5</sup>, Joseph D. Twicken<sup>5</sup>, Elisa V. Quintana<sup>5</sup>, Bruce D. Clarke<sup>5</sup>, Christopher Allen<sup>32</sup>, Jie Li<sup>5</sup>, Haley Wu<sup>5</sup>, Peter Tenenbaum<sup>5</sup>, Andrej Prsa<sup>35</sup>, Howard Anderson<sup>2</sup>, Lars Buchhave<sup>10</sup>, David Ciardi<sup>29</sup>, Lucianne Walkowicz<sup>2</sup>, William Sherry<sup>15</sup>, Elliott Horch<sup>24</sup>, Howard Isaacson<sup>2</sup>, Debra Fischer<sup>16</sup>, Guillermo Torres<sup>10</sup>, John Asher Johnson<sup>36</sup>, Michael Endl<sup>7</sup>, Phillip MacQueen<sup>7</sup>

<sup>1</sup>NASA Ames Research Center, Moffett Field, CA 94035, USA

<sup>2</sup>University of California, Berkeley, CA, 94720, USA

<sup>3</sup>San Jose State University, San Jose, CA, 95192, USA

<sup>4</sup>Las Cumbres Observatory Global Telescope, Goleta, CA 93117, USA

<sup>5</sup>SETI Institute, Mountain View, CA, 94043, USA

<sup>6</sup>Aarhus University, Aarhus, Denmark

<sup>7</sup>McDonald Observatory, University of Texas at Austin, Austin, TX, 78712, USA

<sup>8</sup>Lowell Observatory, Flagstaff, AZ, 86001, USA

<sup>9</sup>Jet Propulsion Laboratory, Calif. Institute of Technology, Pasadena, CA, 91109, USA

<sup>10</sup>Harvard-Smithsonian Center for Astrophysics, Cambridge, MA, 02138, USA

<sup>11</sup>Space Telescope Science Institute, Baltimore, MD, 21218, USA

<sup>12</sup>United States Naval Observatory, Flagstaff, AZ, 86001, USA

<sup>13</sup>Univ. of Florida, Gainesville, FL, 32611 USA

<sup>15</sup>NOAO, Tucson, AZ 85719 USA

<sup>16</sup>Yale University, New Haven, CT 06520 USA

<sup>18</sup>Lawrence Hall of Science, Berkeley, CA USA

<sup>19</sup>Carnegie Institute of Washington, Washington, DC 20015 USA

<sup>24</sup>Southern Connecticut State University, New Haven, CT 06515 USA

<sup>25</sup>Univ. of Calif., Santa Cruz, CA 95064 USA

<sup>26</sup>MIT, Cambridge, MA 02139 USA

<sup>27</sup>Fermilab, Batavia, IL 60510 USA

<sup>28</sup>San Diego State Univ., San Diego, CA 92182 USA

<sup>29</sup>Exoplanet Science Institute/Caltech, Pasadena, CA 91125 USA

<sup>31</sup>MSFC, Huntsville, AL 35805 USA

<sup>32</sup>Orbital Sciences Corp., Mountain View, CA 94043 USA

<sup>35</sup>Villanova University, Villanova, PA 19085 USA

<sup>36</sup>Department of Astrophysics, Caltech, Pasadena, CA, 91125 USA

Correspondence should be addressed to: William Borucki, William.J.Borucki@nasa.gov

## ***Abstract***

In the spring of 2009 the Kepler Mission conducted high precision photometry on nearly 156,000 stars to detect the frequency and characteristics of small exoplanets. On 15 June 2010 the Kepler Mission released data on all but 400 of the ~156,000 planetary target stars to the public. At the time of this publication, 706 targets from this first data set have viable exoplanet candidates with sizes as small as that of the Earth to larger than that of Jupiter. Here we give the identity and characteristics of 306 of the 706 targets. The released targets include 5 candidate multi-planet systems. Data for the remaining 400 targets with planetary candidates will be released in February 2011. The Kepler results based on the candidates in the released list imply that most candidate planets have radii less than half that of Jupiter.

## ***Introduction***

Kepler is a Discovery-class mission designed to determine the frequency of Earth-size planets in and near the habitable zone of solar-type stars. The instrument consists of a 0.95 m aperture photometer designed to obtain high precision photometric measurements of  $> 100,000$  stars to search for patterns of transits. The focal plane of the Schmidt-type telescope contains 42 CCDs with a total of 95 megapixels that cover 115 square degrees of sky. Kepler was launched into an Earth-trailing heliocentric orbit on March 6, 2009, finished its commissioning on May 12, 2009, and is now in science operations mode. Further details of the Kepler Mission and instrument can be found in Koch et al. (2010a), Jenkins et al. (2010a), and Caldwell et al. (2010).

During the commissioning period, photometric measurements were obtained at a 30 minute cadence for 53,000 stars for 9.7 days. During the first 33.5 days of science-mode operation, 156,000 stars were similarly observed. Five new exoplanets with sizes between 0.37 and 1.6 Jupiter radii and orbital periods from 3.2 to 4.9 days were confirmed by radial velocity observations (Borucki et al. 2010a, Koch et al. 2010, Jenkins et al. 2010, Dunham et al. 2010 and Latham et al. 2010). Several hundred candidates were recognized, but there was not sufficient time to confirm more than the five prior to the setting of the star field as seen by ground-based observers in late 2009. At the one year anniversary of the receipt of the first set of data from the beginning of science operations, the data covering these two periods were released to the public with a small number of candidates held back to allow completion of observations by ground-based and space-based systems to confirm them as planets or to identify them as false positives. Data at several levels of analysis are available at the Multi-Mission Archive at the Space Telescope Science Institute (MAST) for analysis by the community.

Because of the great improvements to the data-processing pipeline, many more candidates are now readily visible than in the data used for the 2010 papers. Over 850 stars with transiting exoplanet signatures have been identified. Of those, approximately 150 have been identified as likely false positives and, consequently, removed from consideration as viable exoplanet candidates. As false-positives are confirmed, they will be archived at MAST. Four hundred of the 706 viable exoplanet candidates have been held back as the Kepler team conducts follow up observations during the summer of 2010. The discussion in this paper covers the remaining 306 targets that the Kepler team does not plan to give high priority for follow up confirmation. These targets generally are associated with faint stars, and were not observed for the first 9.7 day time interval, thus only 33.5 days of data are available for most candidates discussed herein. The characteristics of these candidates are presented and an appendix identifying these objects and providing their characteristics is attached. A separate paper identifies false positive

events found in the released data. These are not listed here. False positive events are patterns of dimming that appear to be the result of planetary transits, but are actually caused by other astrophysical processes or by fluctuations in the brightness values that mimic planetary transits. The identification of the false positives should help the community to avoid wasting observation resources.

The algorithm used to search for patterns of planetary transits also finds stars with multiple planet candidates. Several examples are shown in the section titled “Examples of candidate multi-planet systems”. A paper analyzing these candidates is being submitted separately (Steffen et al. 2010).

Data and search techniques capable of finding planetary transits are also of course very sensitive to finding eclipsing binary (EB) stars, and indeed the number of EBs discovered with Kepler vastly exceeds the number of planetary candidates. With more study, many of the current planetary candidates might also be shown to be EBs. Prsa et al. (2010) presents a list of EBs with their basic system parameters that have been detected in these early data.

### ***Description of the Data***

The results discussed in this paper are based on the first two data segments taken at the start of the Mission. The first data segment is a 9.7 day period (labeled Q0) starting on May 2, 2009 UT that occurred during the commissioning phase. The second is a 33.5-day segment (labeled Q1) that started at the beginning of science operations on May 13 UT and finished on June 15, 2009 UT. Both periods occurred during the first (Spring) orientation of the spacecraft. During Q0, all sufficiently uncrowded stars brighter than 13.6 in the Kepler passband (Kp), including both dwarfs and giants, were included, resulting in 52,496 stars being observed.

The Q1 observations used Kepler’s normal list of 156,097 exoplanet target stars. These targets are primarily main sequence dwarfs chosen from the Kepler Input Catalog ([http://archive.stsci.edu/kepler/kepler\\_fov/search.php](http://archive.stsci.edu/kepler/kepler_fov/search.php)). Targets were chosen to maximize the number of stars that were both bright and small enough to show detectable transit signals for small planets in and near the habitable zone (HZ) (Batalha et al. 2010a). Most targets were in the magnitude range  $9 < Kp < 16$ .

Data for all targets are recorded at a cadence rate of thirty minutes (hereafter, long cadence or LC). Data for a subset of 512 targets are also recorded at a cadence rate of one per minute (hereafter, short cadence or SC), providing data that are sufficient to detect changes in transit timing due to the presence of multiple planets, and to conduct asteroseismic observations needed for measurements of the stars’ size, mass, and age. The results presented here are based only on LC data. For a full discussion of the LC data and their reduction and for the long cadence data, see Jenkins et al. (2010a and 2010b). See Gilliland et al. (2010) for a discussion of the short cadence data.

The number of candidates identified from the early Kepler data in Q0 and Q1 vastly exceeded the number that could be effectively followed up in the first, partial observing season centered on the summer of 2009. We were able to confirm five planets during 2009, but many hundreds of more candidates have now been found. Some of these will be followed up during the summer and fall of 2010.

### ***Noise sources in the data***

The Kepler photometric data contains a wide variety of both random and systematic noise sources. Random noise sources such as shot noise from the photon flux and read noise are white, while that from the variability of many stars is red. Stellar variability is one of the largest noise sources. There are also many types of instrument-induced noise: pattern noise from the “fine-guidance” sensors, start-of-line ringing, overshoot/undershoot due to the finite bandwidth of the detector amplifiers, and signals that move through the output produced by some of the amplifiers that oscillate. These noise patterns are greatly affected by slight temperature changes making their removal problematic. Noise due to pointing drift, focus changes, differential velocity aberration, CCD defects, cosmic ray events, reaction wheel heater cycles, breaks in the flux time series due to desaturation of the reaction wheels, spacecraft upsets, monthly rolls to downlink the data, and quarterly rolls to re-orient the spacecraft to keep the solar panels pointed at the Sun are also present. These sources and others are treated in Jenkins et al. (2010b) and Caldwell et al. (2010). Work is underway to improve the mitigation and flagging of the affected data. Additional noise sources are seen in the short-cadence data (Gilliland et al. 2010). In particular, a frequency analysis of short cadence data often shows spurious regularly-spaced peaks. Additionally, there appears to be a short cadence noise source that causes additive offsets in the time domain inversely proportional to stellar brightness.

Because of the complexity of the various small effects that are important to the quality of the Kepler data, prospective users of Kepler data are strongly urged to study the data release notes for the data sets they intend to use.

### ***Distinguishing planetary candidates from false-positive events***

Target stars that show a pattern of transits consistent with those from a planet transiting its host star are labeled “planetary candidates”. Those that have failed some consistency test are labeled “false positive events” or “false positives”. Thus the search for planets starts with a search of the time series of each star for a pattern of transits that exceeds a detection threshold commensurate with a non-random event. Only after passing all consistency tests described below and a review of all the evidence by the entire Kepler Science Team, does the candidate become a validated exoplanet and is then submitted to a peer-reviewed journal for publication.

There are two general types of processes associated with false positive events in the Kepler data that must be evaluated and eliminated before a candidate planet can be considered a valid discovery and published: 1) statistical fluctuations or systematic variations in the time series, and 2) astrophysical phenomena that produce similar signals. A sufficiently high threshold for events has been used that statistical fluctuations should not contribute to the candidates proposed here. Similarly, although not conclusively, systematics in the data have been interpreted in a conservative manner and only rarely are likely to result in selection as candidates. However, astrophysical phenomena that produce similar signals as transits will be common in these lists.

#### **Search for false positives in the output of the data pipeline**

The *Kepler* data-processing pipeline reduces the photometric data for each star and then searches each time series for “threshold crossing events” (TCEs), a pattern of transits that exceed a 7- $\sigma$  threshold (Batalha et al. 2010b) and might be caused by a planetary transit. After identification as a TCE, the following validation process is normally executed by the science team as described Batalha et al (2010b);

1. The photometric data are processed to remove trends due to instrumental effects and/or stellar variability. The data are folded according to a putative orbital period and an analytic model is fit to estimate the depth, duration and shape of the possible transit. The

duration, depth, and shape of the light curve must be appropriate for an orbiting companion. The transit depth and duration must be constant over all transits. The duration must also be consistent with the orbital period, estimated stellar mass and Kepler's laws, assuming a small eccentricity.

2. Using these estimates and information about the star from the KIC, tests are performed to search for a difference in even and odd-numbered transit depths, if a significant difference exists this would likely indicate a near, but not quite equal brightness EB has been found for which the true period is twice that used and both primary and secondary eclipses exist. Similarly evidence of a secondary eclipse, or possible planetary occultation roughly half-way between the transits is searched for. If a secondary eclipse is seen, then this likely indicates the system is an EB with the period assumed, however the possibility of a self-luminous planet (as with HAT-P-7; Borucki et al 2010b) must be allowed for before assuredly dismissing such as a false positive.
3. At least three transits must be observed. This test confirms the orbital period and avoids confusion for the circumstance when two planets of similar size are detected. (For completeness of the released candidate list we included candidates with a single transit event.)
4. The shift in the centroid position of the target star measured in and out of the transits must be consistent with that predicted from the fluxes and locations of the target and nearby stars.

After passing these tests, the candidate is forwarded to the Follow-up Observation Program (FOP) for follow up observations by other observatories and additional analysis.

1. High spatial resolution measurements with adaptive optics or speckle observation are taken of the area immediately surrounding the target star to verify that there is no background star in the aperture capable of producing a false positive signal due to blending and to allow proper interpretation of the centroid shift observations.
2. Medium precision radial velocity (RV) measurements are made to rule out stellar or brown dwarf mass companions. Observations can also reveal grazing low-temperature companions.
3. A model (Torres et al. 2004) is used to check that the photometry is consistent with a planet orbiting a star rather than the signature of a multi-star system.
4. High precision RV measurements may be made, as appropriate, to verify the phase and period of the most promising candidates and ultimately to determine the mass and eccentricity of the companion. For low-mass planets where the RV precision is not sufficiently high to detect the stellar radial velocity variations, RV observations are conducted to produce an upper limit for the planet mass and assure that there is no other body that could cause confusion.
5. When the observations indicate that measurements of the Rossiter-McLaughlin Effect will be large enough to assist in the confirmation process, such measurements are scheduled, typically at the Keck Observatory.
6. When the data indicate the possibility of transit timing variations large enough to assist in the confirmation process, the multiple-planet and transit-timing working groups perform additional analysis of the light curve and possible dynamical explanations (see multi-planet candidates paper by Steffen et al. (2010)).

This paper lists our results only for the 306 candidates in the released list that have not been fully vetted by the ground-based observation follow-up processes described above. The vetting process is currently being conducted mostly on the 400 candidates that will be released in February. The reader is cautioned that the false alarm rate for the candidates presented here is unknown and could be near 50% (Gautier et al. 2010). This rough estimate is based on the first half-season of follow-up observations of candidates, most of which have relatively large radii,

short orbital periods and preferentially orbit brighter stars. Thus, the true false positive rate for this sample is yet to be determined. Further, some candidates labeled false positives might actually be exoplanets because the vetting process is terminated as soon as it can be shown that the candidate has failed any portion of the process.

## ***Results***

For the released candidates, the Kepler Object of Interest (KOI) number, the Kepler Input Catalog (KIC) number, the stellar magnitude, effective temperature, and surface gravity of the star (from the KIC) are listed in the Appendix. Also listed are the orbital period, epoch, and an estimate of the size of the candidate. More information on the characteristics of the star can be obtained from the Kepler Input Catalog. Several of the candidate target stars show more than one series of planetary transit-like events and therefore probably have more than one planetary candidate orbiting the star. These candidate multi-planet systems are of particular interest because it is unlikely that all of the candidate planets associated with a multiple-transiting candidate star can be false positives. The candidate multiple-planet systems are discussed in a later section.

## ***Suggested naming convention***

It is expected that many of the candidates listed in the attached Appendix will be followed up by members of the science community and that many will be confirmed as planets. To avoid confusion in naming them, it is suggested that the community refer to Kepler targets as KIC NNNNNNN where the integer refers to the ID in the Kepler Input Catalog archived at MAST. For planet identifications, a letter designating the first, second, etc. confirmed planet as “b”, “c”, etc should follow the KIC ID number. At regular intervals, a member of the Kepler team will comb the literature for planets found in the Kepler FOV, assign sequential numbers to them together with the IAU-approved prefix (“Kepler”) and place the information on the planet with its reference in the Kepler Results Catalog to be published at the conclusion of the Mission. Preliminary versions of this catalog will be available at the MAST and revised on a yearly basis.

## ***Statistical Properties of Planet Candidates***

We have conducted some statistical analyses of the 306 released candidates to investigate the general trends and initial indications of the characteristics of the detected planetary candidates. The readers are cautioned that the sample that we are studying contains many poorly-quantified biases. In particular, many of the candidates are likely to be false positives and the brighter stars, and those with the small-size candidates (i.e., those with radii less than  $1.5R_{\text{e}}$ ), are among the 400 withheld targets and are thus not among those considered here, biasing the results toward the dimmer stars and larger candidates. Moreover, noise properties, both instrumental and intrinsic stellar, differ from target to target, and the released target planet candidates have been subjected to varying degrees of false positive elimination.

In the figures below, the distributions of various parameters are plotted and compared with values in the literature and those derived from catalog sources such as the Exoplanet Encyclopedia (updated as of 14 May 2010).

The results discussed here for the 306 targets are largely based on the observations of 88,196 stars with magnitudes of 14 or greater. Stellar parameters are based on KIC data. The function of the KIC was to provide a target sample with a low fraction of evolved stars that would be unsuitable for transit work, and to provide a first estimate of stellar parameters that is intended to be refined spectroscopically for objects of interest at a later time. Spectroscopic observations have not been made for the released stars, so it is important to recognize that some of the characteristics listed for the stars are uncertain, especially surface gravity (i.e.,  $\log(g)$ ) and metallicity. The errors in the star diameters can reach 25% with obvious consequences to the estimated diameter of the candidates. For some planet candidates only one transit has been observed and their orbital periods have been estimated based on transit duration and the assumption of zero eccentricity, making these orbital periods very uncertain.

In Figure 1, the distributions of magnitude and effective temperature are given for reference. In later figures, the association of the candidates with these properties is examined.

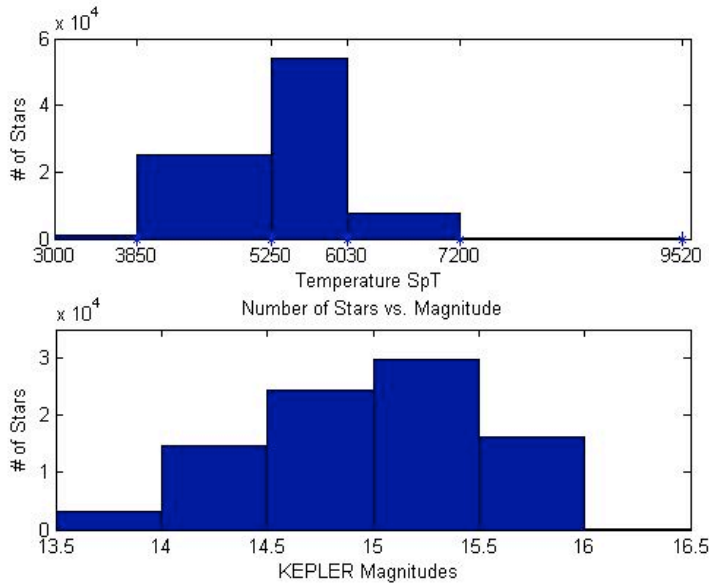


Figure 1. Distributions of magnitude and effective temperature for the target stars used in the study reported here.

It is clear from Figure 1 that most of the stars monitored by Kepler are G, K, and F spectral types. This is because these types are most frequent for a magnitude-limited survey of dwarfs that was purposefully skewed to enhance the detectability of planets by choosing those with an effective temperature and magnitude that maximized their signal-to-noise ratio (Batalha et al. 2010a). Thus the decrease in the number of monitored stars for magnitudes greater than 15.5 is due to the selection of only those stars in the FOV that are likely to be small enough and bright enough to show planets. In particular, A, F, and G stars were selected at magnitudes where they are sufficiently bright for their low shot noise to overcome the lower SNR due to their large radius. After all available bright dwarf stars are chosen for the target list, many target slots remain, but only dimmer stars are available (Batalha et al. 2010a). The final targets are preferentially chosen from the list of smaller and cooler stars so that the increased amplitude of their transit signals can still be seen in the presence of the high shot noise associated with dim stars. In the following figures, when appropriate, the results will be based on the ratio of the number of candidates to the number of targets in each category.

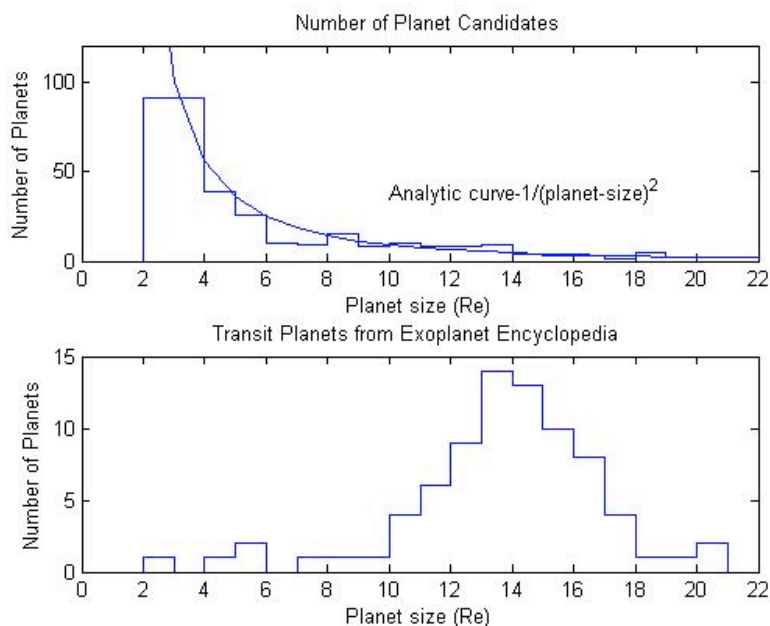


Figure 2. Number of Kepler candidates vs. planet radius compared with those in the Extrasolar Planet Encyclopedia (EE, updated 05/14/10). The results shown in the lower panel are from the EE and represent only those found by transit photometry.

It is clear from Figure 2 that the majority of the candidates discovered by Kepler are Neptune-size (i.e., 3.8  $R_E$ ) and smaller while the planets in the EE are typically Jupiter-size (i.e., 11.2  $R_E$ ) and larger. This difference is expected because of the difficulty of detecting small planets when observing through the Earth's atmosphere.

The Kepler results shown in Figure 2 imply that small candidate planets with periods less than 30 days are much more common than large candidate planets with periods less than 30 days and that the ground-based discoveries are sampling the large-size tail of the size distribution (Gaudi, 2005).

Note that for a substantial range of planet sizes, a  $1/R^2$  curve fits the Kepler data well. Assuming the false positive rate and other biases discussed above are independent of planet size for planets larger than two Earth radii, this implies that the frequency of planets decreases with the area of the planet.

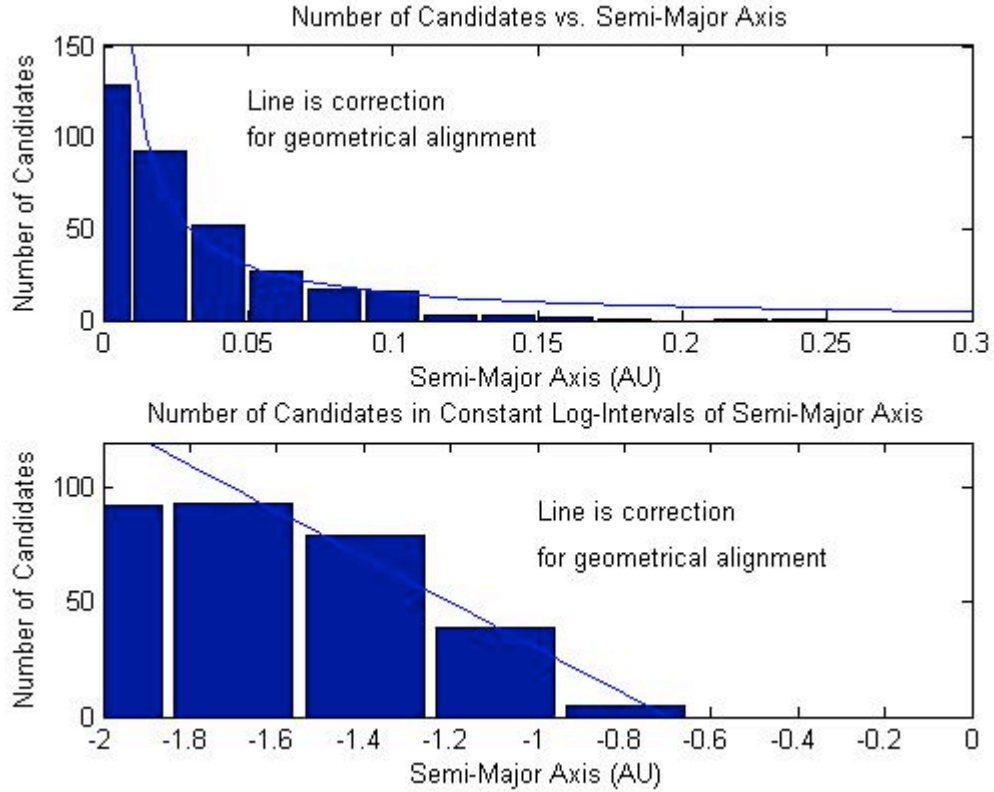


Figure 3. Upper panel: The number of candidates vs. semi-major axis. Lower panel: The number of candidates vs. log semi-major axis.

In Figure 3, the dependence of the number of candidates on the semi-major axis is examined. Because the geometrical probability that a planet in a specified orbit will be aligned properly to produce transits is inversely proportional to the semi-major axis, a  $1/R$  analytic curve is shown in the upper panel. The fit is good to a value of 0.1 AU, but predicts values above those observed for larger values of the semi-major axis. It is possible that for the large values of semi-major axes, the short duration of the data string is causing some candidates to be missed. However, the requirement for a minimum of 3 transits was not imposed. Consequently, periods out to 33 days should be present with a gradual loss of candidates as periods exceed 17 days.

The lower panel of Figure 3 presents the number of candidates in equal intervals of the log of the semi-major axis. The histogram would be flat if the number of candidates per logarithmic interval were constant. The straight line shows the expected decrease for this hypothesis after accounting for the geometrical alignment probability. The distribution of planet candidates appears consistent with this model, at least for semi-major axes greater than 0.02 AU.

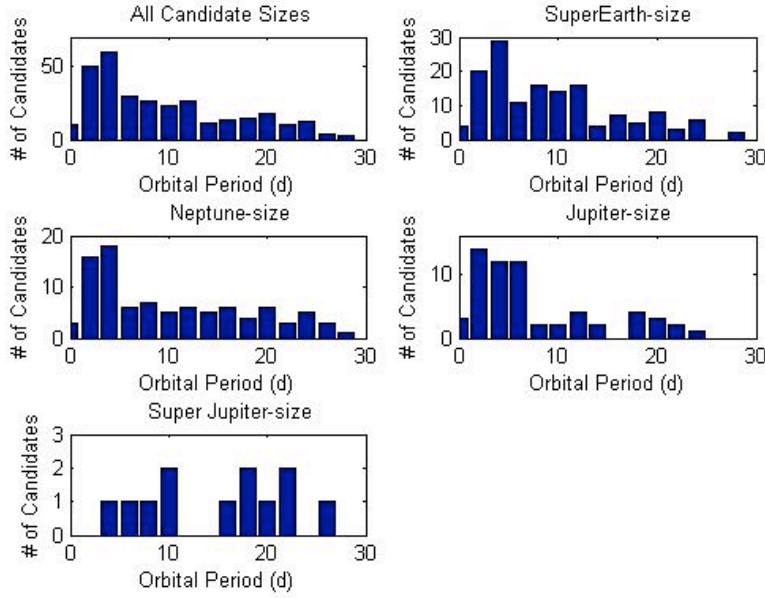


Figure 4. Number of candidates vs orbital period for several choices of candidate size.

In Figure 4 each panel presents the orbital distribution for candidate sizes ranging from Super-Earths to Super-Jupiter. The upper left panel is for candidates irrespective of size. The upper right shows the distribution for “Super-Earth size” candidates with sizes from 1.25 $R_E$  to 2.0  $R_E$ . The middle left is for “Neptune-size” candidates with sizes from 2.0  $R_E$  to 6  $R_E$ , while the right middle plot is for Jupiter-size candidates; i.e., those with sizes between 6 and 15  $R_E$ .

The lower left bin is for candidates significantly larger than Jupiter (i.e., sizes greater than 15.0  $R_E$ ). The nature of these objects is unclear. No mass measurements are available. It is possible that they are small stars transiting large stars. It is also possible that these are ordinary jovian planets whose stars have incorrect KIC radii. They are very rare; only 12 were detected in the 88,196 stars with magnitudes greater than or equal to 14.0.

Although the first four panels in Figure 4 indicate that the the number of candidates is decreasing with orbital period regardless of size, the plot for the largest radius candidates shows little dependence on orbital period. The bunching up for orbital periods between 2 to 5 days is clear for Neptune- and Jupiter-sizes. The prominence of the 3 to 5 day period is relatively less for Super-Earth candidates and does not appear for the largest radius candidate group.

There are several references in the literature to bunching of giant planets at periods near 3 days (Santos and Mayor, 2003) and a “desert” for orbital periods in excess of 5 days. Figure 5 is a comparison of distributions of frequency with orbital period for the Kepler results with that derived from the planets listed in EE. In this instance, the much larger number of planets listed in the EE under RV discoveries was used in the comparison. The very compact distribution of frequency with orbital period seen in the EE results are not seen in the Kepler results which has a much longer tail with respect to the orbital period. In particular, there is no sign of the “desert” that has been discussed in the literature with respect to the RV results. We note that, the Kepler sample contains a much larger fraction of super-Earth size candidates than does the EE sample.

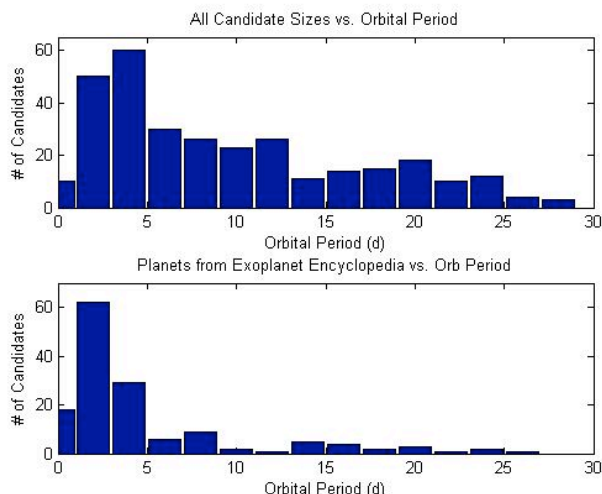


Figure 5. Comparison of the period distribution of candidate planets with planets discovered by RV observations listed in the EE (updated 14May2010).

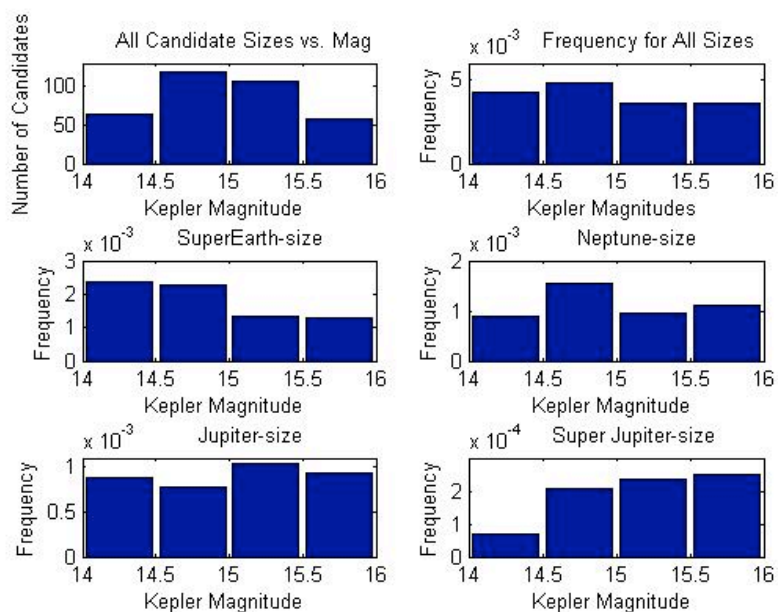


Figure 6. Frequency (i.e., normalized fraction) of the target stars with candidates vs. magnitude for bins of several sizes. All magnitudes discussed here are Kepler magnitudes.

In Figure 6, the frequency of candidates in each magnitude bin has been calculated from the number of candidates in each bin divided by the total number of stars monitored in each bin. The effect of the sequestration of the bright targets for the purpose of validation is evident, but should not affect the distributions shown. The numbers of stars at magnitudes less than 14.0 and greater than 16.0 in the current list are so small that their counts are not shown.

The upper left panel shows that the number of candidates decreases for magnitudes larger than 15.0. This result is a combination of the bias caused by choosing brighter stars as targets and the decreased detectability of small candidates orbiting dim stars. The latter effect is

especially noticable for the frequency of the smallest candidate size shown in the lefthand middle panel. The observed drop-off in frequency of Super-Earth-size candidates with magnitude for magnitudes larger than 15 suggests that the survey is no longer complete above that magnitude, although an alternative interpretation is that such planets are less common around the lower mass stars that represent a larger fraction of our faint targets. The nearly constant values for the frequencies of Neptune- and Jupiter-size candidates indicates that their frequencies are independent of the stellar magnitude, as should be expected from their very large SNR. For the largest radius candidates, the survey appears to be complete to 16th magnitude.

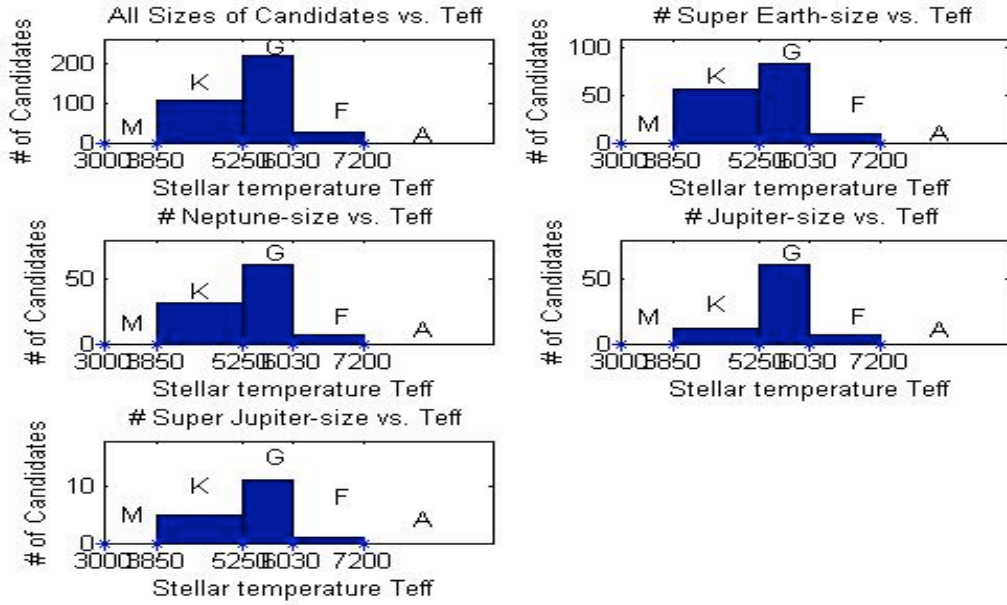


Figure 7. Number of candidates for various candidate sizes vs. host star spectral type.

Figure 7 shows that the spectral types that produce most of the candidates are the G and K types. This result should be expected due to the large number of G- and K-type stars chosen as target stars. Note that the relatively large number of super-Earth candidates orbiting K stars is likely the result of small planets being easier to detect around small stars than around large stars.

In Figure 8, the bias associated with the number of target stars monitored as a function of spectral type is removed by computing the frequencies of the candidates as a fraction of the number of stars monitored.

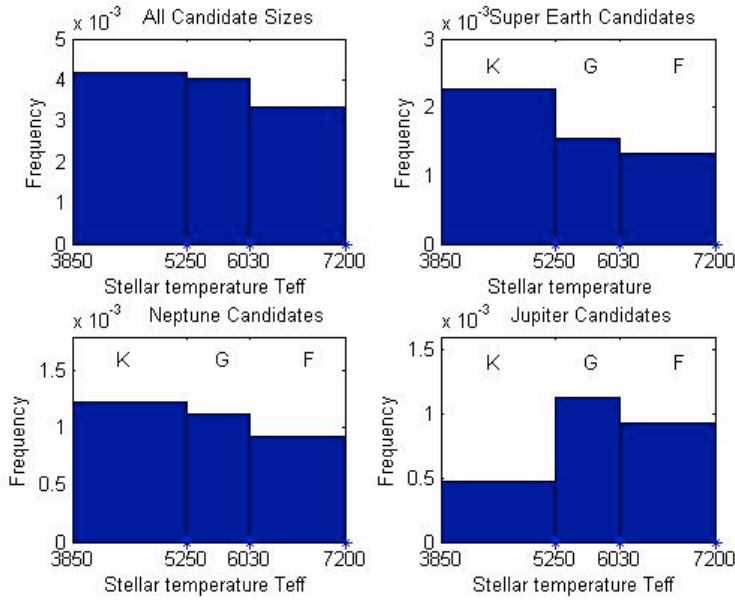


Figure 8. Frequency of stars with candidates versus stellar effective temperature. Letters indicate the stellar spectral type.

Note that the frequency for the total of all candidate sizes decreases only modestly with stellar temperature. However for Super-Earth candidates, the decrease with temperature is quite marked as might be expected when considering the substantially lower SNR due to the increase of stellar size with temperature. The increase in the frequency for Jupiter-size candidates should not have a similar bias because the signal level for such large candidates is many times the noise level associated with the instrument and shot noise. Thus this increase is likely to be indicative of a real, positive association of giant candidates with stellar mass. It is unclear whether the decrease in occurrence frequency of the Super-Earth-size candidates is real. A study by Aigrain et al. (2004) predicted that the K dwarfs would be the most productive per star followed by the Gs and then the Fs. Their study concluded that the Ks would be more variable than the Gs, but that their smaller diameters would more than compensate for the higher level of noise at the periods of interest to detecting transits.

A study of the dependence of the frequency of the planet candidates on the stellar metallicity was considered, but rejected because the metallicities in the KIC are not considered sufficiently reliable. In particular the D51 filter used in the estimation of the values of metallicity is sensitive to a combination of the effects of surface gravity and metallicity, especially within the temperature range from roughly late K to late F stars. However the information generated by this filter was used to develop the association with  $\log(g)$  thus making any estimate of  $[\text{Fe}/\text{H}]$  highly uncertain.

## Discussion

An examination of Figures 6 and 8 shows that the measured occurrence frequencies of candidates planets are somewhat dependent on the size of the candidates. Super Earth-size candidates have a frequency of about  $2.3 \times 10^{-3}$  for brighter stars ( $14.0 < \text{Keplermag} < 15$ ) while Neptune-size candidates have a lower frequency of  $1.3 \times 10^{-3}$  for such stars. Jovian-size candidates have an even lower frequency of about  $0.9 \times 10^{-3}$  independent of stellar magnitude.

The candidate group larger than the Jupiter group has a much smaller frequency that rises with magnitude.

### ***Examples of candidate multi-planet systems.***

A number of target stars with multiple-planet candidates orbiting a single star have been detected in the Kepler data. The light curves for the five multi-candidate systems in the released data are shown in Figures 9 through 13. Only a single transit-like event is seen for some planet candidates, as expected for planets with orbital periods exceeding the  $\sim 33$  days of observations. For other candidate systems, several transits of multiple planet candidates have been observed.

In two cases the ratio of putative orbital periods is near 2. For such a system there is a high (60%) conditional probability that both planets transit, given one planet transits for coplanar systems. For systems with planet candidates having a large ratio of orbital periods (e.g., KOI 191), the probability that the outer planet will transit, given that the inner one does, is small. While an exhaustive study remains to be done, the implication is that many planetary systems have multiple planets or that nearly coplanar planetary systems might be common.

Any of these multiple planet candidate systems, as well as the single-planet candidate systems, could harbor additional planets that do not transit and therefore are not seen in these data. Such planets might be detectable via transit timing variations of the transiting planets after several years of Kepler photometry. Based on the data presented here, we do not find any statistically significant transit timing variations for the five candidate multiple systems (nor for the single planet candidates listed in the Appendix).

Table 1 lists the general characteristics of the 5 multi-candidate systems in the released data. The effective temperatures listed in Table 1 were derived from spectroscopic observations as described in Steffen et al. (2010). It should be noted that in previous instances, multiple eclipsing binaries in the same photometric aperture have been seen and can appear to be multiple-planet systems. A thorough analysis of each system and a check for background binaries are required before any discovery should be claimed. A more extensive discussion of these candidates can be found in the paper by Steffen et al. (2010).

Table 1. Properties of five multi-candidate systems.

KOI #	KIC #	Teff	Kp	Orbital periods with epoch	Candidate sizes
		(K)		(days)	( $R_{\text{Jupiter}}$ )
152	8394721	6500	13.9	$>27(91.75)$ , 27.41(66.63), 13.48(69.62)	0.58, 0.31, 0.30
191	5972334	5500	15.0	15.36(65.38), 2.42(65.50)	1.06, 0.18
209	10723750	6100	14.2	$>29(68.63)$ , 18.80(78.82)	1.05, 0.68
877	7287995	4500	15.0	5.95(103.95), 12.04(114.23)	0.23, 0.21
896	7825899	5000	15.3	16.24(108.57), 6.31(107.05)	0.38, 0.28

Epochs are BJD-2454900.

## Light Curves for Multi-Candidate Systems

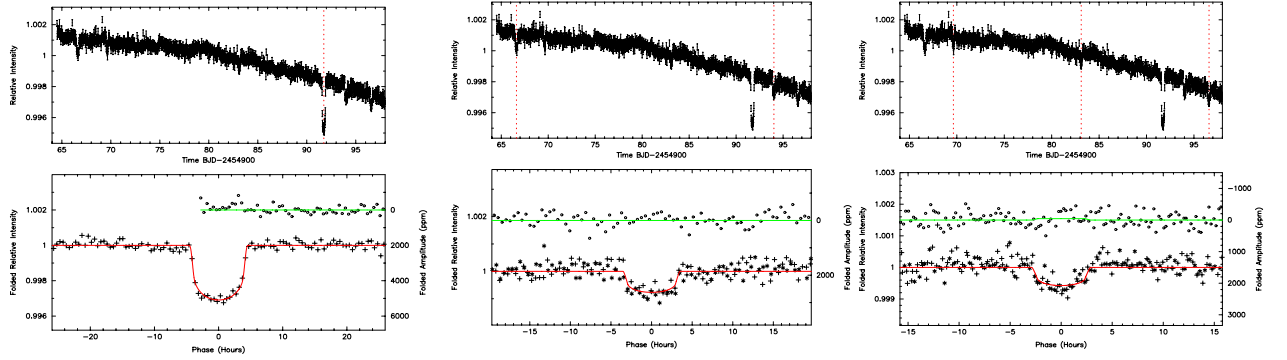


Figure 9. The three candidate planets associated with KIC 8394721. The position of the vertical dotted lines show the position of the transits observed for each of the candidates.

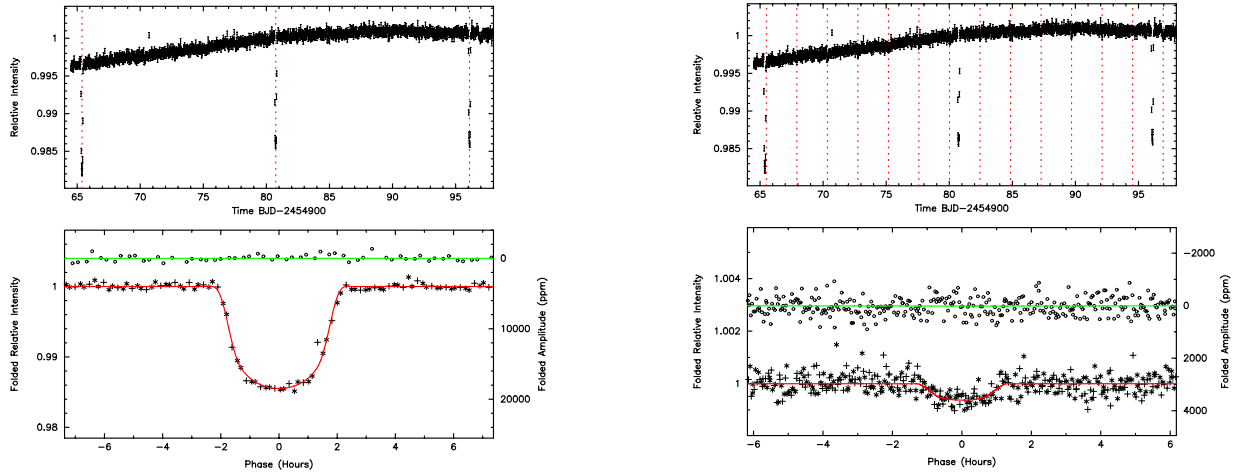


Figure 10. Two candidate planets associated with KIC 5972334. The clear detection of two candidates ( $1.06 R_J$  and  $2.0 R_E$ ) demonstrates that Kepler can detect Super-Earth size candidates even for stars as dim as  $15^{\text{th}}$  magnitude.

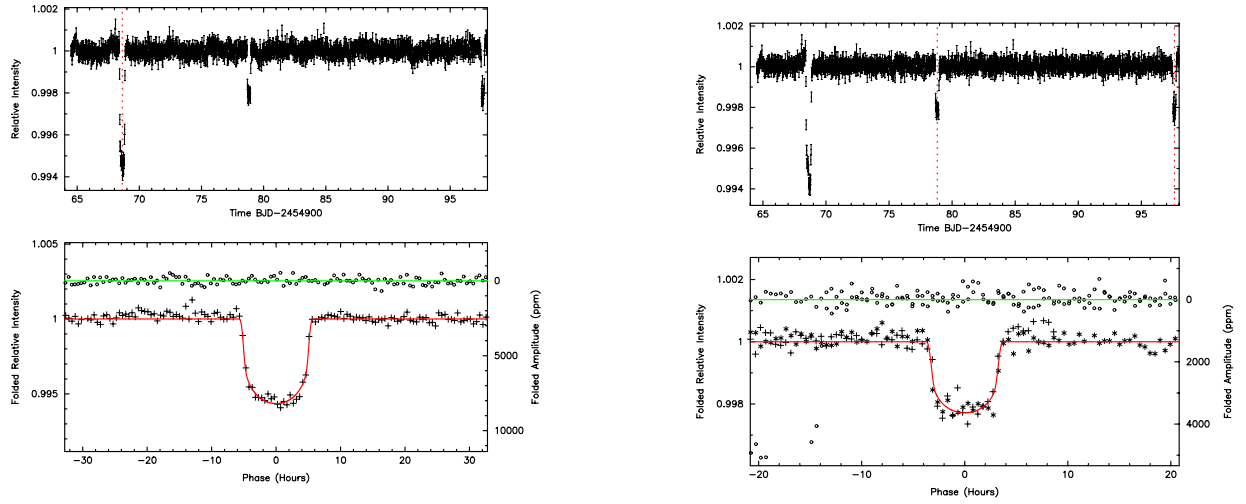


Figure 11. KIC 10723750. The two sets of transits correspond to two Jupiter-size (1.05 and 0.68  $R_J$ ) candidates with long periods.

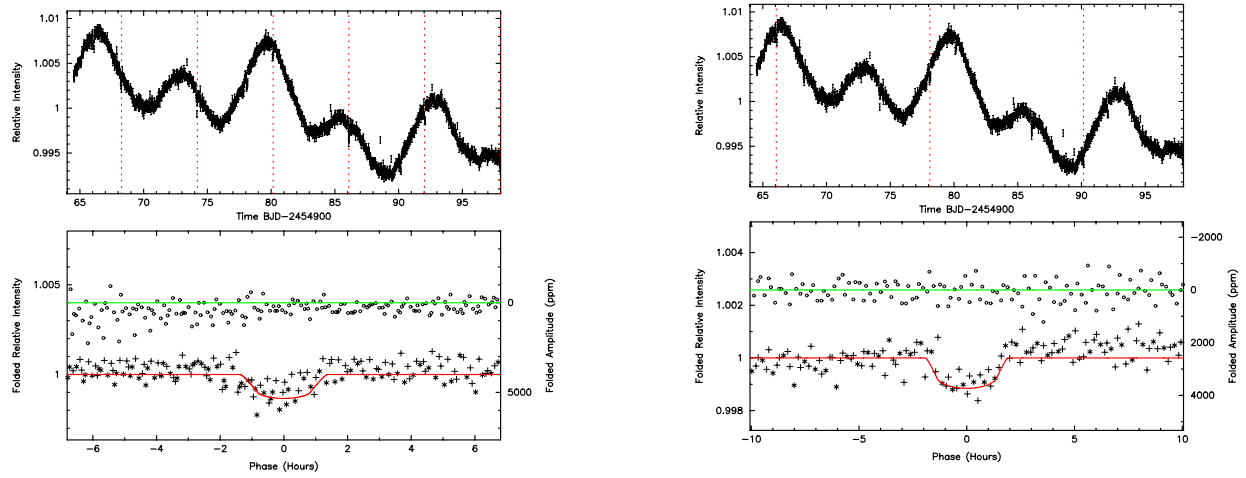


Figure 12. Kepler 7287995. A cool, spotted star with two small candidates (2.7 and 2.3  $R_E$ ) with near-resonant periods of 5.96 and 12.04 days.

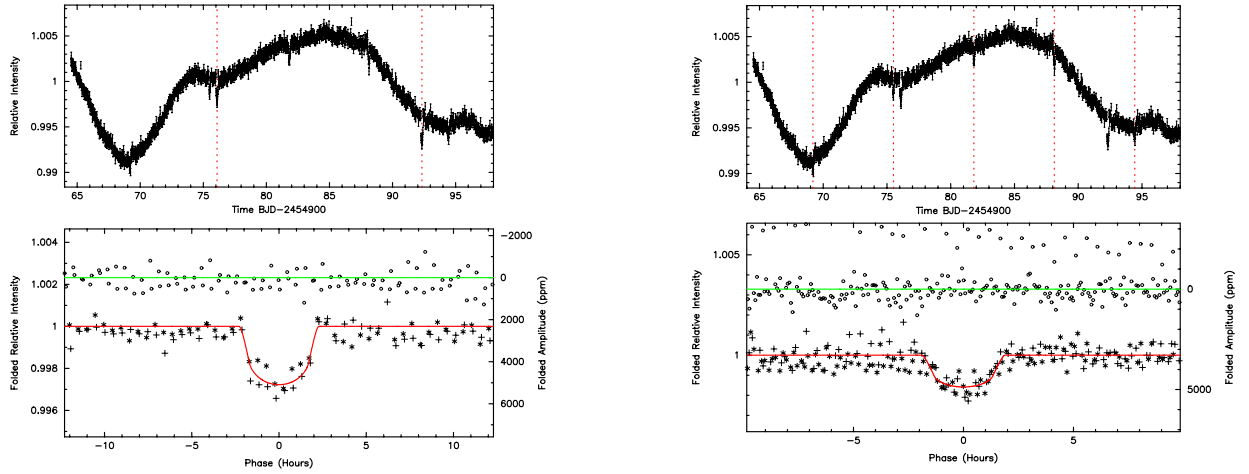


Figure 13. KIC 7825899. A K-type star with two Neptune-size candidates in 6.3 and 16.2 day orbits.

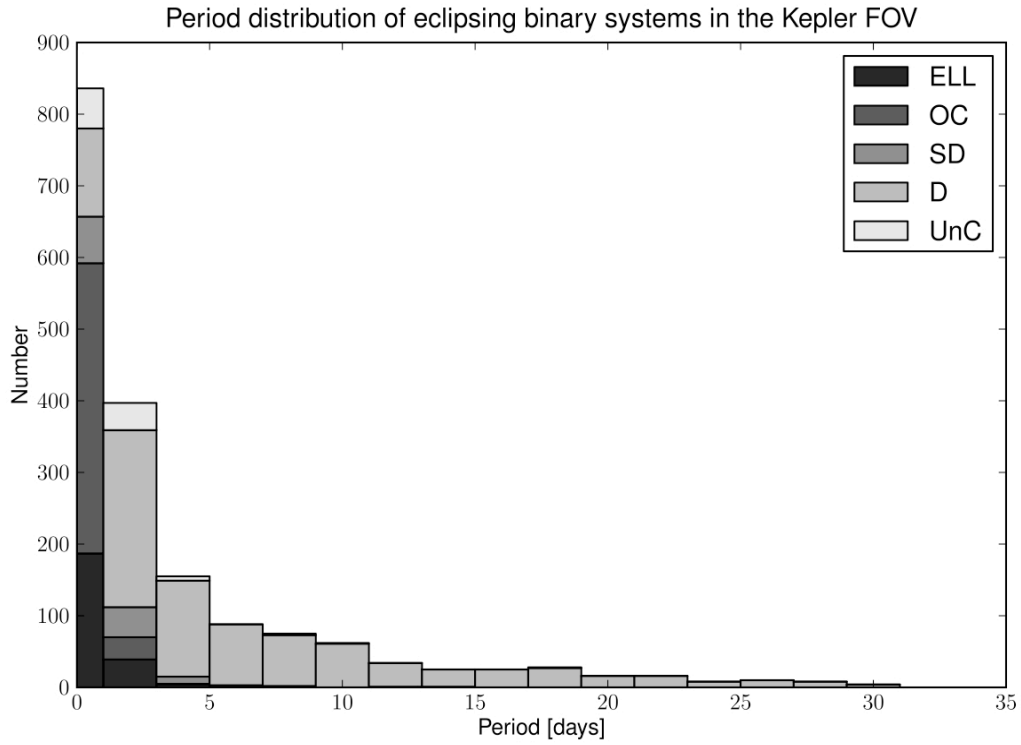


Figure 14. The histogram of eclipsing binary star periods. Objects are classified into 5 groups based on their morphology type: ellipsoidal variables (ELL), overcontact binaries (OC), semi-detached binaries (SD), detached binaries (D) and uncertain (UnC).

### ***Discussion of eclipsing binary data***

More than 1.2% of Kepler targets are eclipsing binary stars (EBs). Statistical results derived from ~1900 EBs are presented by Prsa et al. (2010). Figure 14 depicts a distribution of eclipsing binary periods. The stacked gray-scaled bars correspond to different morphology types. This distribution can be readily compared to that for transiting planets shown in Figure 5 for the planetary candidates. The distribution of observed eclipsing binary stars is more heavily weighted towards short periods than is the distribution of planet candidates. This is due to over-contact binaries and ellipsoidal variables, for which there is no counterpart among planets. Refer to Prsa et al. (2010) for a comprehensive discussion of eclipsing binary stars seen in the Kepler data.

### ***Summary and Conclusions***

The Kepler results imply that;

- 1) Most candidate planets are significantly smaller than Jupiter.
- 2) There is a broad maximum in the frequency of candidates with orbital period in the range from 2 to 5 days. This peak is more prominent for large candidate planets than it is for small candidates.
- 3) The measured occurrence frequencies of Super-Earth-, Neptune-, Jupiter-, and Super-Jupiter-size candidates in short period orbits are  $2.5 \times 10^{-3}$ ,  $1 \times 10^{-3}$ ,  $0.9 \times 10^{-3}$ , and  $2 \times 10^{-4}$ , respectively.
- 4) The distributions of orbital period and magnitude of the candidates larger than Jupiter appear to be quite different from those of smaller candidates and might represent small stellar companions or errors in the size estimation of the dimmest stars in the Kepler planet search program..

## ***Acknowledgements***

Kepler was competitively selected as the tenth Discovery mission. Funding for this mission is provided by NASA's Science Mission Directorate. The authors would like to thank the many people who gave so generously of their time to make the Mission a success.

## ***References***

- Aigrain, S., Favata, F., & Gilmore, G., 2004, *Characterizing Stellar Micro-variability for Planetary Transit Searches*, A&A 414, 1139
- Batalha, N.M., et al., 2010a, *Selection, Prioritization, and Characteristics of Kepler Target Stars*, ApJ, 713, L109
- Batalha, N.M., et al., 2010b, *Pre-spectroscopic False-positive Elimination of Kepler Planet Candidates*, ApJ, 713, L103
- Borucki, W.J., et al., 2009, *Kepler's Optical Phase Curve of the Exoplanet HAT-P-7b*, Science, 325, 709
- Borucki, W.J., et al., 2010, *Kepler-4b: A Hot Neptune-like Planet of a G0 Star Near Main-sequence Turnoff*, ApJ, 713, L126
- Caldwell, D.A., et al., 2010, *Instrument Performance in Kepler's First Months*, ApJ, 713, L92
- Dunham, E.W., et al., 2010, *Kepler-6b: A Transiting Hot Jupiter Orbiting a Metal-rich Star*, ApJ, 713, L136
- Gaudi, B.S., 2005, *On the Size Distribution of Close-in Extrasolar Giant Planets*, ApJ, 628, L73
- Gautier, T.N., et al., *The Kepler Follow-up Observation Program*, eprint arXiv:1001.0352
- Gilliland, R.L., et al., 2010, *Initial Characteristics of Kepler Short Cadence Data*, 2009, ApJ, 713, L160
- Jenkins, J.M., et al., 2010a, *Overview of the Kepler Science Processing Pipeline*, ApJL, 713, L87
- Jenkins, J.M., et al., 2010b, *Initial Characteristics of Kepler Long Cadence Data for Detecting Transiting Planets*, ApJ, 713, L120
- Jenkins, J.M., et al., 2010c, *Discovery and Rossiter-McLaughlin Effect of Exoplanet Kepler-8b*, eprint arXiv:1001.0416
- Koch, D.G. et al., 2010a, *Kepler Mission Design, Realized Photometric Performance, and Early Science*, ApJ, 713, L79
- Koch, D.G., et al., 2010b, *Discovery of the Transiting Planet Kepler-5b*, ApJ, 713, L131
- Latham, D.W., et al., 2010, *Kepler-7b: A Transiting Planet with Unusually Low Density*, ApJ, 713, L140

Prsa, A., et al., 2010, submitted to astro-ph

Santos, N.C. and Mayor, M., 2003, The Unsolved Universe: Challenges for the Future, JENAM 2002, ed. Monteiro, M., Kluwer Academic Pub., p. 15

Steffen, J.H., et al., 2010, submitted to astro-ph

Torres, G., Konacki, M., Sasselov, D. D., & Jha, S., 2004, ApJ, 614, 979

## Appendix. List of Planetary Candidates

KOI	KIC	Kp	Rp (Jupiter)	Epoch BJD- 2454900	Period (days)	Teff (K)	log(g)	R* (Sun)
184.01	7972785	14.9	1.59	66.566	7.301	6134	4.431	1.534
187.01	7023960	14.9	1.16	84.529	30.883	5768	4.703	0.829
188.01	5357901	14.7	0.72	66.508	3.797	5087	4.730	0.681
193.01	10799735	14.9	1.46	90.349	37.590	5883	4.465	1.008
194.01	10904857	14.8	0.99	72.466	3.121	5883	4.633	0.820
195.01	11502867	14.8	1.13	66.630	3.218	5604	4.498	0.955
198.01	10666242	14.3	3.43	86.369	87.233	5538	4.629	0.806
200.01	6046540	14.4	0.63	67.344	7.341	5774	4.690	0.759
204.01	9305831	14.7	0.78	66.379	3.247	5287	4.476	1.043
206.01	5728139	14.5	1.20	64.982	5.334	5771	4.345	1.904
208.01	3762468	15.0	1.12	67.710	3.004	6094	4.585	1.176
210.01	10602291	14.9	1.25	72.326	20.927	5812	4.352	1.154
211.01	10656508	15.0	0.94	69.014	35.875	6072	4.407	1.091
212.01	6300348	14.9	0.68	72.231	5.696	5843	4.538	1.056
214.01	11046458	14.3	1.00	64.741	3.312	5322	4.442	0.999
215.01	12508335	14.7	2.70	88.206	42.944	5535	4.395	1.078
217.01	9595827	15.1	1.18	66.414	3.905	5504	4.724	0.896
219.01	6305192	14.2	0.68	65.470	8.025	5347	4.727	1.372
220.01	7132798	14.2	0.38	65.939	2.422	5388	4.867	0.989
221.01	3937519	14.6	0.49	65.441	3.413	5176	4.686	0.898
223.01	4545187	14.7	0.24	67.478	3.177	5128	4.657	0.744
224.01	5547480	14.8	0.32	65.073	3.980	5740	4.507	0.951
225.01	5801571	14.8	0.45	74.537	0.839	6037	4.546	0.919
226.01	5959753	14.8	0.22	71.116	8.309	5043	4.892	0.869
229.01	3847907	14.7	0.56	67.934	3.573	5608	4.370	1.119
234.01	8491277	14.3	0.29	65.187	9.614	5735	4.356	1.205
235.01	8107225	14.4	0.18	66.818	5.632	5041	4.654	0.740
237.01	8041216	14.2	0.20	67.788	8.508	5679	4.533	0.919
239.01	6383785	14.8	0.31	71.556	5.641	5983	4.539	0.924
240.01	8026752	15.0	0.45	71.615	4.287	5996	4.602	1.446
241.01	11288051	14.1	0.19	64.796	13.821	5055	4.854	0.689
242.01	3642741	14.7	0.86	71.343	7.259	5437	4.507	1.556
403.01	4247092	14.2	1.58	104.132	21.057	5565	4.440	1.022
409.01	5444548	14.2	0.21	112.522	13.249	5709	5.008	0.993
410.01	5449777	14.5	1.07	109.286	7.217	5968	4.384	1.117
412.01	5683743	14.3	0.72	103.325	4.147	5584	4.275	1.256
413.01	5791986	14.8	0.28	109.558	15.229	5236	4.557	8.560
416.01	6508221	14.3	0.27	118.841	18.208	5083	4.647	0.750
417.01	6879865	14.8	0.81	109.965	19.193	5635	4.594	0.851
418.01	7975727	14.5	1.03	105.796	22.418	5153	4.422	1.010
419.01	8219673	14.5	0.67	122.391	20.131	5723	4.695	0.752
420.01	8352537	14.2	0.42	107.084	6.010	4687	4.513	0.831
421.01	9115800	15.0	1.60	105.819	4.454	5181	4.317	1.158
423.01	9478990	14.3	0.94	135.857	21.087	5992	4.448	1.138
425.01	9967884	14.7	0.43	102.753	5.428	5689	4.544	0.438
426.01	10016874	14.7	0.36	105.152	16.301	5796	4.328	1.188
427.01	10189546	14.6	0.43	124.737	24.615	5293	4.496	0.930
428.01	10418224	14.6	1.04	105.518	6.873	6127	4.549	1.927
429.01	10616679	14.5	0.48	105.527	8.600	5093	4.485	1.024
430.01	10717241	14.9	0.25	112.402	12.377	4124	4.584	0.640
431.01	10843590	14.3	0.34	111.712	18.870	5249	4.433	1.004
432.01	10858832	14.3	0.32	107.350	5.263	5830	4.457	1.015
433.01	10937029	14.9	0.52	104.095	4.030	5237	4.372	1.084

434.01	11656302	14.6	1.69	106.103	22.265	5172	4.564	1.350
435.01	11709124	14.5	0.36	111.951	20.548	5709	4.663	1.039
438.01	12302530	14.3	0.19	107.796	5.931	4351	4.595	0.679
441.01	3340312	14.5	0.24	106.917	30.544	6231	4.628	0.838
443.01	3833007	14.2	0.24	113.046	16.217	5614	4.617	1.020
450.01	6042214	14.2	0.30	104.953	27.047	6089	4.561	0.904
451.01	6200715	14.9	0.23	105.178	3.724	6333	4.648	1.012
452.01	6291033	14.6	0.34	102.939	3.706	5935	4.409	1.771
454.01	7098355	14.8	0.21	103.557	29.007	5138	4.569	0.835
456.01	7269974	14.6	0.27	104.476	13.700	5644	4.515	0.950
457.01	7440748	14.2	0.19	107.295	4.921	4931	4.650	0.729
458.01	7504328	14.7	0.94	141.081	53.717	5593	4.280	1.248
459.01	7977197	14.2	0.32	103.102	19.447	5601	4.428	1.040
460.01	8043638	14.7	0.41	109.077	17.587	5387	4.334	1.150
466.01	9008220	14.7	0.28	103.538	9.391	5907	4.896	0.590
467.01	9583881	14.8	0.48	115.442	18.009	5583	4.539	0.979
468.01	9589524	14.8	0.36	107.596	22.184	4999	4.499	0.900
469.01	9703198	14.7	0.49	107.607	10.329	6005	4.631	0.827
470.01	9844088	14.7	0.35	104.150	3.751	5542	4.653	0.782
471.01	10019643	14.4	0.17	104.730	21.348	5548	4.670	0.766
472.01	10123064	15.0	0.38	106.565	4.244	5682	4.580	1.149
473.01	10155434	14.7	0.22	113.637	12.705	5379	4.686	0.737
474.01	10460984	14.3	0.22	109.721	10.946	6143	4.468	1.015
476.01	10599206	15.0	0.23	111.437	18.428	4993	4.514	0.881
477.01	10934674	14.7	0.23	102.646	16.542	5039	4.513	0.889
480.01	11134879	14.3	0.24	105.308	4.302	5324	4.511	0.915
482.01	11255761	14.9	0.30	102.552	4.993	5526	4.426	1.036
483.01	11497977	14.7	0.23	106.257	4.799	5410	4.703	0.938
484.01	12061222	14.5	0.20	108.064	17.204	5065	4.759	0.745
486.01	12404305	14.1	0.22	102.492	22.184	5625	5.000	0.969
487.01	12834874	14.5	0.17	106.036	7.659	5463	4.510	0.977
488.01	2557816	14.7	0.18	109.444	9.380	5488	4.490	0.955
491.01	3541800	14.4	0.15	102.670	4.662	5965	4.684	0.798
492.01	3559935	14.4	0.32	127.712	29.910	5373	4.263	1.258
493.01	3834360	14.7	0.21	103.125	2.908	5583	4.571	0.871
494.01	3966801	14.9	0.17	121.780	25.698	4854	4.904	0.620
497.01	4757437	14.6	0.24	108.609	13.193	6045	4.495	1.163
499.01	4847534	14.3	0.17	107.535	9.669	5362	4.531	0.896
501.01	4951877	14.6	0.29	103.340	24.793	5556	4.501	1.502
502.01	5282051	14.3	0.18	104.159	5.910	5288	4.339	1.134
503.01	5340644	15.0	0.23	105.958	8.222	4110	4.550	0.673
504.01	5461440	14.6	0.17	132.291	40.588	5403	4.754	0.678
505.01	5689351	14.2	0.33	107.812	13.767	4985	4.242	1.259
506.01	5780715	14.7	0.25	102.966	1.583	5777	4.557	0.896
507.01	5812960	14.9	0.41	106.494	18.495	5117	4.408	1.024
509.01	6381846	14.9	0.23	102.712	4.167	5437	4.565	0.900
511.01	6451936	14.2	0.25	103.504	8.006	5802	4.404	1.083
512.01	6838050	14.8	0.25	105.919	6.510	5406	4.316	1.178
513.01	6937692	14.9	0.30	103.098	35.181	6288	4.577	1.204
514.01	7602070	14.4	0.17	109.061	11.757	5446	4.916	0.841
519.01	8022244	14.9	0.21	111.337	11.904	5807	4.523	0.991
520.01	8037145	14.6	0.26	103.304	12.760	5048	4.465	0.946
521.01	8162789	14.6	0.41	105.003	10.161	5767	4.394	1.094
522.01	8265218	14.4	0.19	102.940	12.831	5663	4.910	0.631
523.01	8806123	15.0	0.63	131.230	49.413	5942	4.421	1.066
524.01	8934495	14.9	0.20	104.997	4.593	5187	4.698	0.720
525.01	9119458	14.5	0.49	106.678	11.532	5524	4.281	1.241
526.01	9157634	14.4	0.22	104.044	2.105	5467	4.633	0.796
528.01	9941859	14.6	0.29	109.674	9.577	5448	4.346	1.138
532.01	10454313	14.7	0.23	106.689	4.222	5874	4.540	1.033

533.01	10513530	14.7	0.22	104.698	16.550	5198	4.444	0.985
535.01	10873260	14.4	0.40	104.182	5.853	5782	4.450	1.358
537.01	11073351	14.7	0.18	103.785	2.820	5889	4.906	0.949
538.01	11090765	14.6	0.24	104.657	21.214	5923	4.427	1.061
539.01	11246364	14.1	0.15	104.196	29.122	5722	4.361	1.137
540.01	11521048	14.9	0.74	127.824	25.703	5361	4.498	0.934
541.01	11656721	14.7	0.15	113.347	13.647	5369	4.712	0.741
542.01	11669239	14.3	0.24	111.682	41.889	5509	4.357	1.128
543.01	11823054	14.7	0.17	106.438	4.302	5166	4.724	0.686
544.01	11913012	14.8	0.15	104.669	3.748	5883	4.585	1.012
546.01	12058931	14.9	0.31	103.186	20.686	5989	4.487	1.244
547.01	12116489	14.8	0.32	121.061	25.302	5086	4.619	0.788
549.01	3437776	14.6	0.44	126.512	42.895	5609	4.414	1.059
551.01	4270253	14.9	0.17	111.850	11.636	5627	4.667	0.775
552.01	5122112	14.7	1.00	104.099	3.055	6018	4.431	1.057
553.01	5303551	14.9	0.20	104.453	2.399	5404	4.394	1.140
554.01	5443837	14.5	0.39	103.544	3.658	5835	4.641	0.809
557.01	5774349	15.0	0.28	103.785	15.656	5002	4.415	1.005
558.01	5978361	14.9	0.22	106.084	9.179	5281	4.580	0.835
559.01	6422367	14.8	0.17	106.712	4.330	5187	4.467	0.955
560.01	6501635	14.7	0.16	112.266	23.678	5142	4.834	0.750
563.01	6707833	14.5	0.18	108.632	15.284	5879	4.477	1.173
564.01	6786037	14.9	0.31	104.887	21.060	5686	4.525	1.453
565.01	7025846	14.3	0.14	103.202	2.340	5829	4.409	1.068
569.01	8008206	14.5	0.21	118.442	20.725	5039	4.546	0.851
570.01	8106610	14.8	0.27	105.782	12.399	6079	4.452	1.033
572.01	8193178	14.2	0.23	112.777	10.640	5666	4.310	1.325
573.01	8344004	14.7	0.28	105.505	5.997	5729	4.352	1.149
574.01	8355239	14.9	0.21	104.362	20.136	5047	4.669	0.727
575.01	8367113	14.7	0.23	116.405	24.321	5979	4.480	0.994
578.01	8565266	14.7	0.46	102.879	6.413	5777	4.362	1.528
580.01	8625925	14.9	0.19	108.711	6.521	5603	4.920	0.806
581.01	8822216	14.8	0.23	108.914	6.997	5514	4.856	0.761
582.01	9020160	14.8	0.20	103.467	5.945	5103	4.650	0.750
583.01	9076513	14.6	0.17	103.740	2.437	5735	4.550	1.197
585.01	9279669	14.9	0.18	104.558	3.722	5437	4.737	0.695
586.01	9570741	14.6	0.16	108.979	15.779	5707	4.669	0.802
587.01	9607164	14.6	0.28	104.606	14.034	5112	4.423	1.005
588.01	9631762	14.3	0.21	108.672	10.356	4431	4.459	0.852
590.01	9782691	14.6	0.16	107.545	11.389	6106	4.546	0.922
592.01	9957627	14.3	0.24	108.475	39.759	5810	4.408	1.077
593.01	9958962	15.0	0.19	104.792	9.997	5737	4.617	0.889
597.01	10600261	14.9	0.20	109.942	17.308	5833	4.416	1.046
598.01	10656823	14.8	0.18	104.152	8.309	5171	4.811	0.749
599.01	10676824	14.9	0.20	106.212	6.455	5820	4.540	0.916
600.01	10718726	14.8	0.18	103.367	3.596	5869	4.445	1.032
602.01	12459913	14.6	0.23	110.276	12.914	6007	4.405	1.282
605.01	4832837	14.9	0.16	102.718	2.628	4270	4.757	0.581
607.01	5441980	14.4	0.57	106.492	5.894	5497	4.608	0.825
608.01	5562784	14.7	0.47	125.921	25.333	4324	4.551	1.326
609.01	5608566	14.5	1.20	105.027	4.397	5696	4.295	1.231
610.01	5686174	14.7	0.19	113.850	14.281	4072	4.529	0.687
614.01	7368664	14.5	0.36	103.023	12.875	5675	4.887	0.589
617.01	9846086	14.6	2.06	131.599	37.865	5594	4.530	0.917
618.01	10353968	15.0	0.28	111.347	9.071	5471	4.516	0.922
620.01	11773022	14.7	0.65	92.107	45.154	5803	4.544	1.384
725.01	10068383	15.8	0.75	102.644	7.305	5046	4.652	0.882
726.01	10157573	15.1	0.30	106.266	5.116	6164	4.508	0.969
728.01	10221013	15.4	0.89	103.121	7.189	5976	4.544	0.918
729.01	10225800	15.6	0.36	102.674	1.424	5707	4.608	0.838

730.01	10227020	15.3	0.31	109.793	14.785	5599	4.386	1.287
732.01	10265898	15.3	0.25	103.407	1.260	5360	4.588	0.860
733.01	10271806	15.6	0.24	102.725	5.925	5038	4.846	0.730
734.01	10272442	15.3	0.39	120.924	24.542	5719	4.700	1.329
736.01	10340423	16.0	0.25	110.789	18.796	4157	4.552	0.681
737.01	10345478	15.7	0.43	115.678	14.499	5117	4.602	0.798
740.01	10395381	15.6	0.17	119.368	17.672	4711	4.640	0.703
743.01	10464078	15.5	1.65	105.491	19.402	4877	4.304	1.904
746.01	10526549	15.3	0.24	106.246	9.274	4681	4.551	0.788
747.01	10583066	15.8	0.28	104.602	6.029	4357	4.680	0.608
749.01	10601284	15.4	0.23	104.806	5.350	5374	4.780	0.915
750.01	10662202	15.4	0.19	104.535	21.679	4619	4.624	0.703
752.01	10797460	15.3	0.26	103.533	9.489	5584	4.406	1.067
753.01	10811496	15.4	2.11	108.840	19.904	5648	4.843	0.621
758.01	10987985	15.4	0.43	109.353	16.016	4869	4.284	1.172
759.01	11018648	15.1	0.32	127.134	32.629	5401	4.563	0.864
760.01	11138155	15.3	0.81	105.257	4.959	5887	4.622	0.830
762.01	11153539	15.4	0.24	104.356	4.498	5779	4.596	1.172
764.01	11304958	15.4	0.71	141.932	41.441	5263	4.367	1.582
765.01	11391957	15.3	0.20	104.629	8.354	5345	4.700	0.722
769.01	11460018	15.4	0.21	104.903	4.281	5461	4.643	0.942
770.01	11463211	15.5	0.26	103.998	1.506	5502	4.927	0.590
771.01	11465813	15.2	1.34	142.039	10389.109	5574	4.380	9.058
772.01	11493732	15.2	0.68	106.831	61.263	5885	4.409	1.079
773.01	11507101	15.2	0.21	105.837	38.374	5667	4.624	0.820
776.01	11812062	15.5	0.55	104.792	3.729	5309	4.829	0.843
777.01	11818800	15.5	2.00	106.564	40.420	5256	4.479	0.948
778.01	11853255	15.1	0.18	103.681	2.243	4082	4.605	0.611
782.01	11960862	15.3	0.59	106.634	6.575	5733	4.411	1.248
783.01	12020329	15.1	0.96	102.991	7.275	5284	4.762	1.953
784.01	12066335	15.4	0.25	119.798	19.266	4112	4.569	0.653
785.01	12070811	15.5	0.21	111.749	12.393	5380	4.725	0.741
786.01	12110942	15.2	0.17	103.366	3.690	5638	4.715	0.876
787.01	12366084	15.4	0.30	104.017	4.431	5615	4.534	1.037
788.01	12404086	15.2	0.31	109.049	26.396	4950	4.634	0.747
789.01	12459725	15.7	0.15	104.505	14.180	5563	4.765	0.683
790.01	12470844	15.3	0.18	107.168	8.472	5176	5.058	0.612
791.01	12644822	15.1	0.79	113.890	12.612	5564	4.528	1.117
793.01	2445129	15.1	0.34	106.313	10.319	5655	4.409	1.069
795.01	3114167	15.6	0.22	103.575	6.770	5455	4.804	0.640
799.01	3246984	15.3	0.41	102.817	1.627	5491	4.412	1.051
802.01	3453214	15.6	0.75	114.881	19.620	5556	5.009	0.498
804.01	3641726	15.4	0.23	110.194	9.030	5136	4.533	0.874
808.01	3838486	15.8	0.37	104.985	2.990	4389	4.582	0.701
810.01	3940418	15.1	0.23	103.507	4.783	4997	4.571	0.820
811.01	4049131	15.4	0.41	114.427	20.507	4764	4.432	0.944
812.01	4139816	16.0	0.22	104.978	3.340	4097	4.661	0.571
813.01	4275191	15.7	0.60	103.528	3.896	5357	4.726	0.725
814.01	4476123	15.6	0.27	108.450	22.368	5236	4.855	0.984
815.01	4544670	15.7	0.90	105.628	34.845	5344	4.485	0.948
819.01	4932348	15.5	1.39	129.933	38.037	5386	4.963	0.518
820.01	4936180	15.3	0.67	106.720	4.641	6287	4.511	0.970
822.01	5077629	15.8	0.95	105.179	7.919	5458	4.605	0.824
823.01	5115978	15.2	0.82	103.228	1.028	5976	4.427	4.223
825.01	5252423	15.3	0.19	109.957	8.103	4735	4.581	0.764
826.01	5272878	15.1	0.21	104.135	6.366	5557	4.843	0.854
827.01	5283542	15.5	0.25	107.779	5.975	5837	4.539	0.918
829.01	5358241	15.4	0.24	107.778	18.649	5858	4.567	0.888
833.01	5376067	15.4	0.39	106.275	3.951	5781	4.660	0.788
834.01	5436502	15.1	0.78	104.372	23.655	5614	4.598	1.496

835.01	5456651	15.2	0.17	113.936	11.763	4817	4.952	0.635
837.01	5531576	15.7	0.16	107.659	7.954	4817	4.751	0.623
838.01	5534814	15.3	0.69	106.011	4.859	5794	4.475	0.991
842.01	5794379	15.4	0.25	108.349	12.719	4497	4.524	0.787
843.01	5881688	15.3	0.56	104.440	4.190	5784	4.396	1.092
845.01	6032497	15.4	0.35	110.290	16.330	5646	4.444	1.224
846.01	6061119	15.5	1.37	119.713	27.807	5612	4.597	0.846
847.01	6191521	15.2	0.70	136.898	80.868	5469	4.559	1.894
849.01	6276477	15.0	0.24	103.936	10.355	5303	4.475	0.956
850.01	6291653	15.3	0.89	109.522	10.526	5236	4.549	0.865
851.01	6392727	15.3	0.50	102.975	4.583	5570	4.551	0.892
852.01	6422070	15.3	0.20	104.904	3.762	5448	4.466	0.980
853.01	6428700	15.4	0.28	102.690	8.204	4842	4.472	0.906
855.01	6522242	15.2	1.21	128.787	41.408	5316	4.586	0.832
856.01	6526710	15.3	0.91	105.855	39.749	5858	4.592	0.861
857.01	6587280	15.1	0.19	107.884	5.715	5033	4.629	0.764
858.01	6599919	15.1	0.86	106.989	13.610	5440	4.450	0.999
863.01	6784235	15.5	0.22	105.152	3.168	5651	4.593	0.851
865.01	6862328	15.1	0.63	155.237	119.021	5560	4.704	1.232
867.01	6863998	15.2	0.32	113.274	16.086	5059	4.521	0.881
868.01	6867155	15.2	1.04	141.431	206.789	4118	4.517	0.927
871.01	7031517	15.2	0.91	112.422	12.941	5650	5.051	0.477
872.01	7109675	15.3	0.65	119.684	33.593	5127	4.592	0.810
873.01	7118364	15.0	0.14	105.226	4.348	5470	4.784	0.789
874.01	7134976	15.0	0.17	102.977	4.602	5037	4.561	0.706
875.01	7135852	15.7	0.34	103.624	4.221	4198	4.865	0.780
876.01	7270230	15.9	0.68	104.898	6.998	5417	4.865	0.589
878.01	7303253	15.3	0.41	106.808	23.591	4749	4.281	1.160
882.01	7377033	15.5	1.20	103.694	1.957	5081	4.572	0.826
883.01	7380537	15.8	1.05	103.101	2.689	4674	4.821	0.642
887.01	7458762	15.0	0.22	108.345	7.411	5601	4.525	0.923
889.01	757450	15.3	1.52	102.992	8.885	5101	4.480	0.933
890.01	7585481	15.3	0.84	109.623	8.099	5976	4.561	1.104
891.01	7663691	15.1	0.34	109.969	10.006	5851	4.593	1.244
892.01	7678434	15.2	0.23	105.617	10.372	5010	4.604	0.788
895.01	7767559	15.4	1.24	104.894	4.409	5436	4.372	1.195
900.01	7938496	15.4	0.45	105.339	13.810	5692	4.335	1.172
901.01	8013419	15.8	0.26	109.938	12.733	4213	4.716	0.359
902.01	8018547	15.8	0.83	169.808	83.904	4312	4.616	0.940
903.01	8039892	15.8	0.95	106.433	5.007	5620	4.776	1.256
906.01	8226994	15.5	0.23	107.135	7.157	5017	4.558	0.836
908.01	8255887	15.1	1.11	104.446	4.708	5391	4.245	1.288
910.01	8414716	15.7	0.26	104.720	5.392	5017	4.863	0.876
911.01	8490993	15.4	0.18	104.006	4.094	5820	4.783	0.758
912.01	8505670	15.1	0.22	104.804	10.849	4214	4.608	0.637
914.01	8552202	15.4	0.23	102.731	3.887	5479	4.965	1.126
916.01	8628973	15.1	0.36	104.312	3.315	5401	4.480	0.959
917.01	8655354	15.2	0.29	106.356	6.720	5681	4.478	0.982
918.01	8672910	15.0	0.99	139.583	39.648	5321	4.544	1.038
920.01	8689031	15.1	0.16	123.502	21.802	5330	4.859	0.608
922.01	8826878	15.4	0.24	104.624	5.155	5253	4.456	0.976
923.01	8883593	15.5	0.32	107.901	5.743	5669	4.596	1.024
924.01	8951215	15.2	0.36	106.306	39.478	5951	4.529	0.935
927.01	9097120	15.5	1.46	121.982	23.900	5957	4.557	0.903
931.01	9166862	15.3	1.15	103.679	3.856	5714	4.776	1.011
934.01	9334289	15.8	0.32	106.008	5.827	5733	4.655	0.861
935.01	9347899	15.2	0.40	113.013	20.859	6345	4.696	1.018
937.01	9406990	15.4	0.20	109.572	20.835	5349	4.685	0.725
938.01	9415172	15.6	0.24	104.701	9.946	5342	4.582	0.838
940.01	9479273	15.0	0.54	102.571	6.105	5284	4.629	1.337

942.01	9512687	15.4	0.23	107.857	11.515	4997	4.734	0.663
944.01	9595686	15.4	0.37	103.244	3.108	5166	4.495	0.921
945.01	9605514	15.1	0.23	121.860	25.852	6059	4.594	1.072
948.01	9761882	15.6	0.19	106.717	24.582	5298	4.946	0.706
949.01	9766437	15.5	0.27	103.766	12.533	5733	4.703	0.909
951.01	9775938	15.2	0.58	104.546	13.197	4767	4.255	1.205
955.01	9825625	15.1	0.23	108.731	7.039	6121	4.510	1.141
956.01	9875711	15.2	0.50	108.645	8.361	4580	4.334	1.051
152.01	8394721	13.9	0.57	91.750	52.088	6187	4.536	0.936
152.02	8394721	13.9	0.31	66.634	27.401	6187	4.536	0.936
152.03	8394721	13.9	0.29	69.622	13.484	6187	4.536	0.936
191.01	5972334	15.0	1.06	65.385	15.359	5495	4.519	0.921
191.02	5972334	15.0	0.19	65.492	2.419	5495	4.519	0.921
209.01	10723750	14.3	1.05	68.635	50.789	6221	4.478	1.418
209.02	10723750	14.3	0.69	78.821	18.796	6221	4.478	1.418
877.01	7287995	15.0	0.24	103.952	5.955	4211	4.566	0.678
877.02	7287995	15.0	0.21	114.227	12.038	4211	4.566	0.678
896.01	7825899	15.3	0.38	108.568	16.240	5206	4.629	0.821
896.02	7825899	15.3	0.28	107.051	6.308	5206	4.629	0.821