

Possible γ -ray emission of radio intermediate AGN III Zw 2 and its implication on the evolution of jet in AGN

Liang Chen^{1,2,3}, J. M. Bai^{1,2}, Jin Zhang⁴ and H. T. Liu^{1,2}

¹ National Astronomical Observatories/Yunnan Observatory, Chinese Academy of Sciences Kunming 650011, China. chenliangew@hotmail.com; baijinming@ynao.ac.cn

² Key Laboratory for the Structure and Evolution of Celestial Objects, Chinese Academy of Sciences.

³ The Graduate School of Chinese Academy of Sciences.

⁴ College of Physics and Electronic Engineering, Guangxi Teachers Education University, Nanning, Guangxi 530001, China. Received [year] [month] [day]; accepted [year] [month] [day]

Abstract AGNs with hard γ -ray emission identified so far are radio-loud. III Zw 2 is a radio intermediate AGN with relativistic jet. In this paper, we study its spectra energy distribution (SED) and find that the broad band emissions are dominated by the non-thermal emissions from jet. We model its SED through synchrotron + inverse Compton (IC) model. The results show that the IC component of III Zw 2 peaks at a few MeV, and the flux density drops rapidly at higher energy with photon index $\Gamma \approx 3.3$ above 0.1 GeV. The predicted flux is slightly over the sensitivity of *Fermi*/LAT, while it is not included in the first *Fermi*/LAT AGN catalog. It may be the reason of 1) that the IC peak is low and the spectra is very steep above 0.1 GeV, 2) that III Zw 2 is at the low state during the period of *Fermi*/LAT operation. We also find that III Zw 2 follows the similar jet processes as that in γ -ray AGNs, e.g., the relation between jet power and radiation power, the blazar sequence. We suggest that III Zw 2 may be a young source at earlier stage of jet activity.

Key words: galaxies: active — galaxies: Seyfert — galaxies: jets — radiation mechanisms: non-thermal

1 INTRODUCTION

In optically selected samples, quasars with similar optical properties can have very different radio properties, and form a dichotomy in radio-loudness distribution (i.e., radio-loud, RL and radio-quiet, RQ; Kellermann et al. 1989). It is believed that RL AGNs have powerful relativistic jets, while RQ AGNs have no or very weak jets. In the following research, more and more AGNs were found with intermediate radio-loudness (e.g., Falcke et al. 1996). The study on FIRST quasars showed that the radio-loudness distribution is not bimodal (two bumps: RL vs RQ), but continuous (White et al. 2000). In addition, VLBI observations reveal more and more RQ/radio-intermediate AGNs having jet structure at pc scale (e.g., Kukula et al. 1998; Ulvestad et al. 2005; Leipski 2006; and references therein) and some with knots moving with apparent superluminal velocity, e.g., III Zw 2 (Brunthaler et al. 2000).

The study on jet properties from RQ to RL can offer important information on our understanding on jet formation environment, the growth of jet, and the interactions between jet and environment. In the unified scheme of RL AGNs (see Urry & Padovani 1995), blazars have relativistic jets with little viewing angle between jet axis and line of sight. Their SEDs show two bumps dominated by jet emission, peaking

at infrared (IR) to X-ray bands and at gamma-ray band, respectively (e.g., Urry & Padovani 1995). The lower one is generally believed to be the synchrotron emissions of high energy electrons. The higher one is the inverse Compton (IC) emission by the same electron population (e.g., Maraschi et al. 1992; Bloom & Marscher 1996; Sikora et al. 1994; Dermer & Schlickeiser 1993; see also the hadronic model; e.g., Mannheim 1993; Aharonian 2000; Atoyan & Dermer 2003; Mücke et al. 2003). Until now, all AGNs identified with hard γ -ray emission are RL. In this paper, we show that the multi band emissions of radio intermediate AGN III Zw 2 are dominated by non-thermal emissions from jet. We study its jet properties through modeling the spectra energy distribution (SED) based on synchrotron + IC model, and compare jet properties with that in γ -ray AGNs. We conclude that III Zw 2 may be a young source at earlier stage of jet activity, and its γ -ray emission may be detected by *Fermi*/LAT. Throughout the paper, a cosmology with $H_0 = 70 \text{ km s}^{-1} \text{ Mpc}^{-1}$, $\Omega_m = 0.3$ and $\Omega_\Lambda = 0.7$ is adopted.

2 GENERAL PROPERTIES OF III ZW 2

Arp et al (1968) classified III Zw 2 (PG 0007+106, Mrk 1501, $z = 0.089$) as a Seyfert I galaxy. It is also included in the PG quasar sample (Schmidt & Green 1983). Hutchings & Campbell (1983) derived that III Zw 2 hosts in a spiral galaxy. The extended radio emission ($\sim 8 \text{ mJy}$ at 1.4 GHz, Unger et al. 1987) is very weak compared to the core emission (~ 50 to $\sim 100 \text{ mJy}$ at 1.4 GHz, Brunthaler et al. 2005). III Zw 2 is also included in radio-intermediate sample (Falcke et al. 1996). These properties (except for the last one) are typical characteristics of RQ AGN. On the other hand, III Zw 2 possesses some blazar-like properties. Based on VLBA imaging, Brunthaler et al. (2000) reported the superluminal motion in this object with the apparent velocity in unit of light speed $\beta_{app} = 1.25 \pm 0.09$ at 43 GHz. This confirms the prediction that the radio-intermediate AGNs hold beaming jets (Miller et al. 1993; Falcke et al. 1996; Wang et al. 2006). III Zw 2 shows violent variations up to 30 fold in radio, more than 10 times in X-rays, 5 times in optics and these variabilities are correlated (Salvi et al. 2002). The radio emission is generally believed to be the synchrotron emission of jet. The correlated variabilities implicate that the broad bands emissions originate from the same electron population within the jet. There are also no significant big blue bump and soft X-ray excess, which suggests a relatively low emission from accretion disk (Salvi et al. 2002).

These properties show that the broad band emissions of III Zw 2 are dominated by emissions from the beaming jet. We collect the broad band SED of the source from previous archives (see, Fig. 1). In next section, we model its SED and obtain the parameters of the jet.

3 ASSUMPTIONS AND SED MODELING

One zone Synchrotron + IC model is often used to describe the SED of balzars, and can give acceptable fitting results (e.g., Tavecchio et al. 1998, 2001; Celotti & Ghisellini 2008; Ghisellini et al. 2010). In this paper, we use this model to calculate the jet emissions of III Zw 2. The emission region is assumed to be a homogeneous sphere with radius R embedded in the magnetic field B . We assume the electron energy distribution to be a break power law,

$$N(\gamma) = \begin{cases} N_0 \gamma^{-p_1} & \gamma_{min} \leq \gamma \leq \gamma_p \\ N_0 \gamma_p^{p_2 - p_1} \gamma^{-p_2} & \gamma_p < \gamma \leq \gamma_{max}. \end{cases} \quad (1)$$

A break power law distribution of electron could be the result of the balance between cooling and escape (more discussion see Kardashev 1962; Sikora et al. 1994; Inoue & Takahara 1996; Kirk et al. 1998; Ghisellini et al. 1998). The parameters in the model include R and B , the electron break energy γ_p , the minimum and maximum energy $\gamma_{min, max}$, the normalized density N_0 , the indexes $p_{1,2}$, beaming factor $\delta = 1/[\Gamma(1 - \beta \cos \theta)]$, jet Lorentz factor $\Gamma = 1/\sqrt{1 - \beta^2}$, and the spectrum of external seed photons. In our calculation, the synchrotron self absorption and the Klein-Nishina effect in IC scattering are considered (see, Rybicki 1979; Blumenthal & Gould 1970).

Popović et al. (2003) derived the inclination angle of the emission line disk $\theta \sim 12^\circ \pm 5^\circ$ for III Zw 2. If the emission line disk is the extension of the accretion disk and the jet is perpendicular to the accretion

disk, the viewing angle of jet is $\theta \sim 12^\circ \pm 5^\circ$. This combining the apparent superluminal velocity $\beta_{app} = 1.25 \pm 0.09$ (Brunthaler et al. 2000) gives jet Lorentz factor $\Gamma \approx 4.23$ and beaming factor $\delta \approx 3.35$. For the reason of weak accretion disk emissions (Salvi et al. 2002), only the seed photons of synchrotron radiation (synchrotron self Compton, SSC) and the external radiation (external Compton, EC) from the broad line region (BLR) are taken into considered in our IC calculation. Kaastra & de Korte (1988) showed the size of BLR $\sim 10^{18}$ cm, and the photon energy density within the BLR $U_{ext} \approx 3.8 \times 10^{-4}$ erg cm $^{-3}$. From VLBA observations and radio light curve (Brunthaler et al. 2000), it can be derived that the location of emission region at beginning of outburst lies within the BLR. So, the external seed photon energy density measured in the jet comoving frame is $U'_{ext} \approx (17/12)\Gamma^2 U_{ext} \approx 8.9 \times 10^{-3}$ erg cm $^{-3}$ (Kaastra & de Korte 1988; Ghisellini & Madau 1996) and the spectrum approximates as black body spectrum. The radius of the emission region is determined by the minimum variability time scale $R \sim ct_{var}\delta/(1+z) \approx 1.5 \times 10^{16}$ cm (Jang & Miller 1997). Other parameters can be derived through modeling the SED, which are showed in Fig. 1.

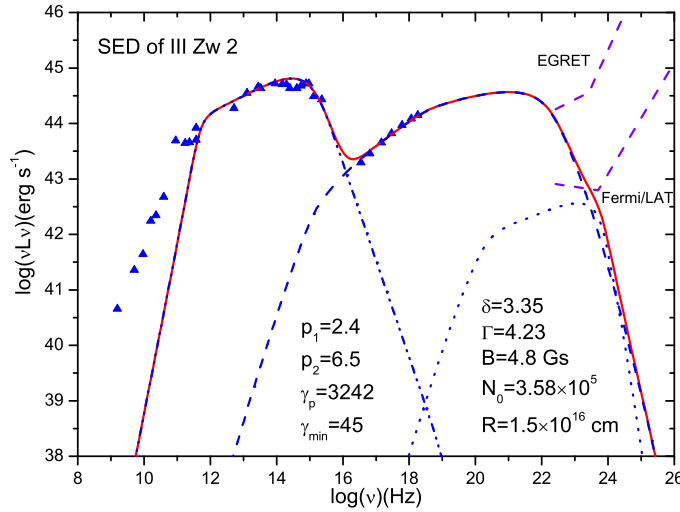


Fig. 1 The average luminosity from observations are showed as blue triangles (Salvi et al. 2002). The calculated total SED of III Zw 2 is presented in red solid lines. The dotted line is for EC emissions. The dashed line indicates SSC emissions. The dot-dashed line presents the synchrotron emissions. The violet dash lines represent the sensitivities of EGRET and *Fermi*/LAT, respectively (McEnery et al. 2004).

4 RESULTS AND DISCUSSION

The calculated SED is showed in Fig. 1, in which the blue triangles are the average luminosity from observations (Salvi et al. 2002). The total calculated SED is represented by the red solid line. The dotted line is for EC emissions. The dashed line indicates SSC emissions. The dot-dashed line presents the synchrotron emissions. It can be seen that the radio emissions can not be fitted with the model, where the synchrotron self-absorption is significant. Other emitting regions are necessary to fit the radio band (see e.g., Tavecchio et al. 1998; Ghisellini et al. 1998). We can see that the IC component peaks at about a few MeV, and the photon index of III Zw 2 at ~ 0.1 -1 GeV is $\Gamma \simeq 3.3$. The predicted γ -ray flux of III Zw 2 is slightly higher than the sensitivity of *Fermi*/LAT and lower than that of EGRET (McEnery et

al. 2004). While III Zw 2 is not included in the first *Fermi*/LAT AGN catalog (Abdo et al. 2010). This may be reason of that the spectrum is very steep at the low end of the sensitivity. In another aspect, the long term radio variability shows ≈ 5 years period (Salvi et al. 2002; Li et al. 2010). The correlation shows that the optical (B band) variability leads radio (14.5 GHz) ≈ 8 months. It is the same electron population contributing optical and γ -ray through synchrotron and IC emissions, thus the simultaneous γ -ray and optical variabilities may be expected. Derived from radio curves, the just gone γ -ray outburst of III Zw 2 may appear at Apr. 2008. So during the 11 months of *Fermi*/LAT operation, III Zw 2 is at low state. III Zw 2 has relative high flux at soft γ -ray and hard X-ray band. The future Hard X-ray Modulation Telescope (HXMT) will constrain its IC component well.

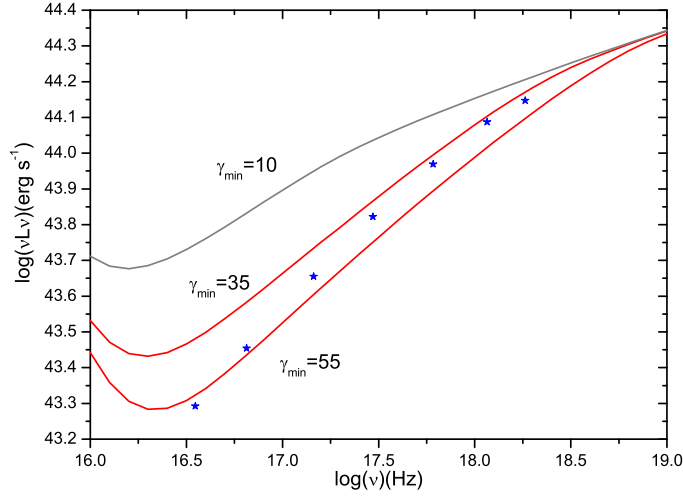


Fig. 2 The solid lines correspond to X-ray spectra with different electron minimum energy γ_{min} . It can be seen that this minimum energy may be $\gamma_{min} \approx 35-55$.

The synchrotron emissions of the electrons approaching the minimum energy are self-absorbed. While its IC emission is at X-ray band. This can be used to constrain the minimum electron energy. We give different γ_{min} in SED calculations and find that the best modeling gives $\gamma_{min} \approx 35-55$ (see, Fig. 2). Assume one electron one proton, the jet power can be derived $L_{jet} = \pi R^2 \beta \Gamma^2 c U'_{tot}$ (Celotti & Fabian 1993; Celotti & Ghisellini 2008). Where U'_{tot} is the energy density in jet comoving frame including electrons, protons and magnetic field. The jet radiation power can be calculated by $L_r = L_{sed} (4\Gamma^2 - 1) / (3\delta^4)$ (Celotti & Ghisellini 2008; Ghisellini 2000). The relation between jet and radiation power is showed in Fig. 3 (red stars), in which blue dots are that of γ -ray AGNs (Celotti & Ghisellini 2008). We can see that III Zw 2 follows the same law as in γ -ray AGNs. Thus, they may share the same energy dissipation mechanism. Fig. 4 shows the blazar sequence (Fossati et al. 1998; Ghisellini et al. 1998; Celotti & Ghisellini 2008). It can be see that III Zw 2 also follows the sequence (red star).

From above analyses, we can see that III Zw 2 has similar jet properties and energy conversion process as that in γ -ray AGNs. But III Zw 2 is a radio intermediate source and other γ -ray AGNs are RL. There are enhanced evidences that in RL AGNs the radio emission is produced from more extended region. If an AGN is at beginning of jet activity, there are not much electrons radiate synchrotron radio emission. Along with jet aging, more electrons accumulate at low energy, which contribute synchrotron radio emission, and increase the radio-loudness. So, if jet activity is longer enough, the initial non-RL AGN with relativistic jet will evolve to RL.

III Zw 2 is radio compact (Brunthaler et al. 2005; Falcke et al. 1999), which agrees with that it is a young source at earlier stage of jet activity. In another aspect, for Compact Steep Spectrum (CSS) and GHz Peaked Spectrum (GPS) sources, the radio turnover frequency decreases while the source ages

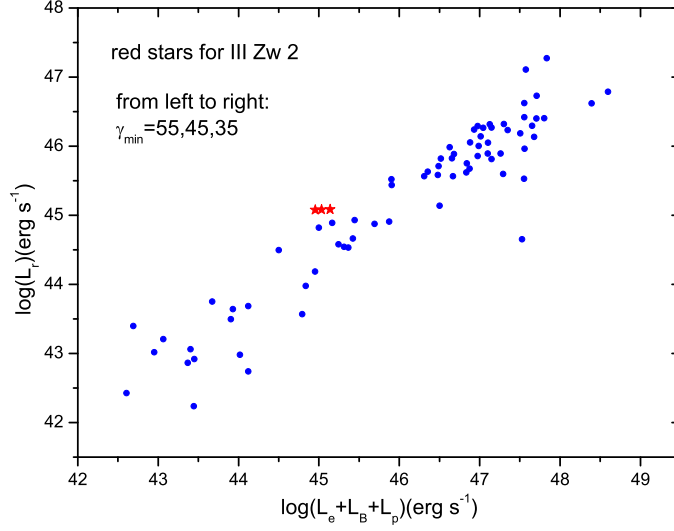


Fig. 3 The relation between jet power and radiation power. Blue dots are for γ -ray AGNs from Celotti & Ghisellini (2008). Red stars are for III Zw 2 from left to right with $\gamma_{min} = 55, 45, 35$.

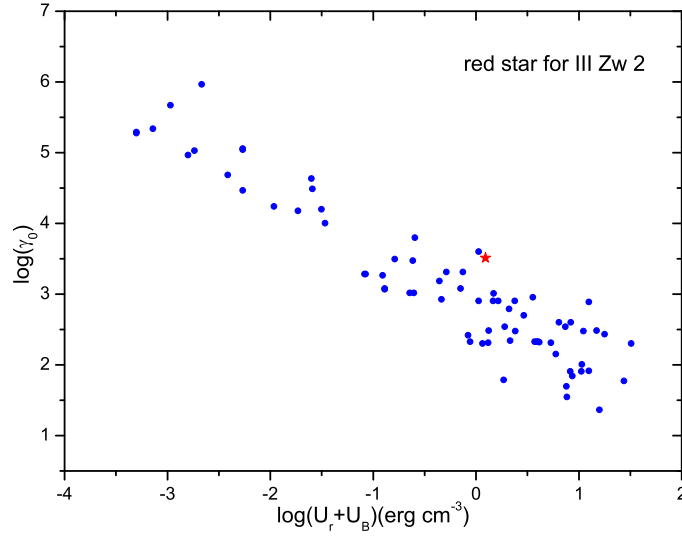


Fig. 4 Blazar sequence. Blue dots are from Celotti & Ghisellini (2008). Red star is for III Zw 2.

and expands (e.g., O’Dea & Baum 1997). The expansion of III Zw 2 is parallel to this correlation, which implies the same physical processes involved (i.e., synchrotron self-absorption, see Fig. 14. in Brunthaler et al. 2005). After the correction of underestimating of the projected size of III Zw 2, they nearly follow the same correlation, but III Zw 2 lies at end of the correlation (Brunthaler et al. 2005). This implies that III Zw 2 is the youngest object.

AGNs at earlier stage of powerful jet activity may form a special subclass with distinctive properties similar to III Zw 2. They may show the compact core, relative radio weak, and properties associate

with relativistic jet, such as broad bands non-thermal emission, rapid variability, possible gamma-ray emission, and sometimes apparent superluminal motion. More AGNs at this transition state should be studied to help understanding the jet formation environment, the growth of the jet and the initial interactions between jet and environment. Falcke et al. (1996) suggest that radio-intermediate AGNs are radio-weak with relativistic boosting. III Zw 2 is also classified into this class. Some, if not all, of radio-intermediate AGNs may belong to this transition state. The relation between turnover frequencies and the source ages show that some GSS/GPS sources are young sources. Comparing with III Zw 2 indicates that they may be at further evolution of jet activity, which is consistent with their larger radio-loudness. It is also suggested that GPS quasars may be special balazars with relativistic jet point to observer (Bai & Lee 2005; Bai 2005).

To summary, the multi-bands emissions of III Zw 2 may be dominated by the emissions from relativistic jet. Its SED can be explained with synchrotron + IC model, and its possible γ -ray emission may be detected by further *Fermi*/LAT observation. III Zw 2 may be under a transition state of AGN at earlier stage of jet activity. More studies on such sources are needed to unveil the processes of the jet growth and the initial interactions between jet and environment.

Acknowledgements We thank the anonymous referee for helpful comments/suggestions. L.C. thanks the West PhD project of the Training Programme for the Talents of West Light Foundation of the CAS, and National Natural Science Foundation of China (NSFC; Grant 10903025 and 10778702) for financial support. J.M.B. thanks support of NSFC (Grant 10973034) and the 973 Program (Grant 2009CB824800).

References

- Abdo, A. A., et al. 2010, *ApJ*, 715, 429
 Aharonian, F. A. 2000, *New Astronomy*, 5, 377
 Arp, H. 1968, *ApJ*, 152, 1101
 Atoyan, A. M., & Dermer, C. D. 2003, *ApJ*, 586, 79
 Bai, J. M., & Lee, M. G. 2005, *Journal of Korean Astronomical Society*, 38, 125
 Bai, J.-M. 2005, *Chinese Journal of Astronomy and Astrophysics Supplement*, 5, 207
 Bloom, S. D., & Marscher, A. P. 1996, *ApJ*, 461, 657
 Blumenthal, G. R., & Gould, R. J. 1970, *Reviews of Modern Physics*, 42, 237
 Brunthaler, A., Falcke, H., Bower, G. C., Aller, M. F., Aller, H. D., & Teräsranta, H. 2005, *A&A*, 435, 497
 Brunthaler, A., et al. 2000, *A&A*, 357, L45
 Celotti, A., & Fabian, A. C. 1993, *MNRAS*, 264, 228
 Celotti, A., & Ghisellini, G. 2008, *MNRAS*, 385, 283
 Dermer, C. D., & Schlickeiser, R. 1993, *ApJ*, 416, 458
 Falcke, H., et al. 1999, *ApJ*, 514, L17
 Falcke, H., Sherwood, W., & Patnaik, A. R. 1996, *ApJ*, 471, 106
 Fossati, G., Maraschi, L., Celotti, A., Comastri, A., & Ghisellini, G. 1998, *MNRAS*, 299, 433
 Ghisellini, G. 2000, *Recent Developments in General Relativity*, 5
 Ghisellini, G., Celotti, A., Fossati, G., Maraschi, L., & Comastri, A. 1998, *MNRAS*, 301, 451
 Ghisellini, G., Tavecchio, F., Foschini, L., Ghirlanda, G., Maraschi, L., & Celotti, A. 2010, *MNRAS*, 402, 497
 Ghisellini, G., & Madau, P. 1996, *MNRAS*, 280, 67
 Hutchings, J. B., & Campbell, B. 1983, *Nature*, 303, 584
 Inoue, S., & Takahara, F. 1996, *ApJ*, 463, 555
 Jang, M., & Miller, H. R. 1997, *AJ*, 114, 565
 Kaastra, J. S., & de Korte, P. A. J. 1988, *A&A*, 198, 16
 Kardashev, N. S. 1962, *Soviet Astronomy*, 6, 317
 Kellermann, K. I., Sramek, R., Schmidt, M., Shaffer, D. B., & Green, R. 1989, *AJ*, 98, 1195
 Kirk, J. G., Rieger, F. M., & Mastichiadis, A. 1998, *A&A*, 333, 452
 Kukula, M. J., Dunlop, J. S., Hughes, D. H., & Rawlings, S. 1998, *MNRAS*, 297, 366

- Leipski, C., Falcke, H., Bennert, N., & Heintze, S. 2006, *A&A*, 455, 161
- Li, H. Z., et al. 2010, *New Astronomy*, 15, 254
- Mücke, A., Protheroe, R. J., Engel, R., Rachen, J. P., & Stanev, T. 2003, *Astroparticle Physics*, 18, 593
- Mannheim, K. 1993, *A&A*, 269, 67
- Maraschi, L., Ghisellini, G., & Celotti, A. 1992, *ApJ*, 397, L5
- McEnery, J. E., Moskalenko, I. V., & Ormes, J. F. 2004, *Cosmic Gamma-Ray Sources*, 304, 361
- Miller, P., Rawlings, S., & Saunders, R. 1993, *MNRAS*, 263, 425
- O'Dea, C. P., & Baum, S. A. 1997, *AJ*, 113, 148
- Popović, L. Č., Mediavilla, E. G., Bon, E., Stanić, N., & Kubičela, A. 2003, *ApJ*, 599, 185
- Rybicki, G. B., & Lightman, A. P. 1979, New York, Wiley-Interscience, 1979. 393 p.,
- Salvi, N. J., et al. 2002, *MNRAS*, 335, 177
- Schmidt, M., & Green, R. F. 1983, *ApJ*, 269, 352
- Sikora, M., Begelman, M. C., & Rees, M. J. 1994, *ApJ*, 421, 153
- Tavecchio, F., et al. 2001, *ApJ*, 554, 725
- Tavecchio, F., Maraschi, L., & Ghisellini, G. 1998, *ApJ*, 509, 608
- Ulvestad, J. S., Antonucci, R. R. J., & Barvainis, R. 2005, *ApJ*, 621, 123
- Unger, S. W., Lawrence, A., Wilson, A. S., Elvis, M., & Wright, A. E. 1987, *MNRAS*, 228, 521
- Urry, C. M., & Padovani, P. 1995, *PASP*, 107, 803
- Wang, T.-G., Zhou, H.-Y., Wang, J.-X., Lu, Y.-J., & Lu, Y. 2006, *ApJ*, 645, 856
- White, R. L., et al. 2000, *ApJS*, 126, 133