

On the chemical composition of cosmic rays of highest energy

Grzegorz Wilk^{1,*} and Zbigniew Włodarczyk^{2,†}

¹*The Andrzej Soltan Institute for Nuclear Studies, Hoża 69, 00681, Warsaw, Poland*

²*Institute of Physics, Jan Kochanowski University, Świętokrzyska 15, 25-406 Kielce, Poland*
(Dated: November 14, 2019)

We present arguments aiming to reconcile the apparently contradictory results concerning the chemical composition of cosmic rays of highest energy, coming recently from Auger and HiRes collaborations. In particular, we argue that the energy dependence of the mean value and root mean square fluctuation of shower maxima distributions observed by the Auger experiment are not caused by the change of nuclear composition of primary cosmic rays.

PACS numbers: 96.50.sd, 96.50.sb, 13.85.Tp

Recently two leading cosmic ray (CR) experiments, Pierre Auger Collaboration (Auger) [1] and The High Resolution Fly's Eye Collaboration (HiRes) [2] published their most recent data on the depth of maximum of extensive air showers above 10^{18} eV. Two apparently contradictory conclusions were presented, namely whereas the Auger collaboration cautiously concluded that their data indicated a gradual increase of the average mass of incoming CR with energy, HiRes stated that their data was consistent with a predominantly protonic composition of cosmic rays. These results started an already vivid discussion [3] to which we would like to add our part. In this note, we propose a possible reconciliation of both results with an indication that there is apparently no need to introduce a heavy (i.e., iron) component in the CR chemical composition.

With increasing energy the Auger data [1] show almost monotonic changes in the chemical composition of CR changing from proton to iron for two types of observables considered: the mean depth of the maximum, $\langle X_{max} \rangle$, of the longitudinal development of air showers and the shower-to-shower fluctuations, the root mean square (rms) $\sigma(X_{max})$, see Fig. 1 [13]. For $\langle X_{max} \rangle$ such dependence can be interpreted by allowing for the presence of two components in CR: iron, with relative abundance α and protons, with relative abundance $1 - \alpha$:

$$\langle X_{max} \rangle = (1 - \alpha) \langle X_{max} \rangle_p + \alpha \langle X_{max} \rangle_{Fe}. \quad (1)$$

(where $\langle X_{max} \rangle_p$ and $\langle X_{max} \rangle_{Fe}$ denote the mean depth of shower maxima for the pure p and Fe CR's, respectively). However, the same reasoning applied to $\sigma(\langle X_{max} \rangle)$ leads to nonmonotonic dependence on α ,

$$\sigma^2 = (1 - \alpha) \sigma_p^2 + \alpha \sigma_{Fe}^2 + \alpha(1 - \alpha) (\langle X_{max} \rangle_p - \langle X_{max} \rangle_{Fe})^2, \quad (2)$$

which has a maximum at

$$\alpha = \frac{1}{2} \left[1 - \frac{\sigma_p^2 - \sigma_{Fe}^2}{(\langle X_{max} \rangle_p - \langle X_{max} \rangle_{Fe})^2} \right]. \quad (3)$$

This is seen in Fig. 1b where one observes that adding iron to protons results first (for small α) in increased fluctuations, and only for a large admixture of iron (large α) does one get near to the pure iron line. For this reason, as seen in Fig. 2, experimental data with similar energy behavior lead to quite different chemical compositions, ranging from proton dominated for $\langle X_{max} \rangle$ to iron dominated for $\sigma(X_{max})$.

Some remarks are in order at this point (cf. [5–7]). Most charged particles in the shower are electrons and positrons with energies near the critical energy ($\varepsilon = 81$ MeV) originated from the electromagnetic subshowers initiated by photons from π^0 decay. The mean depth of maximum of an electromagnetic shower initiated by a photon with energy E_γ is

$$\langle X_{max}^{em}(E_\gamma) \rangle = X_0 \ln \left(\frac{E_\gamma}{\varepsilon} \right), \quad (4)$$

where $X_0 \approx 37$ g/cm² is the radiation length in the air. A nuclear-initiated shower consists of a hadronic core which feeds the electromagnetic component mainly through the production of π^0 . Therefore, in general, for an incident nucleus of mass A (including protons with $A = 1$) and total energy E_0 , the depth of the shower maximum is given by

$$\langle X_{max}(E_0) \rangle = \langle X_{max}^{em}[(E_0/A)(K/\langle n \rangle)] \rangle + \langle X_1 \rangle, \quad (5)$$

where $\langle X_1 \rangle$ is the mean depth of the interaction with maximal energy deposition into the shower (known also as the depth of the first interaction), K denotes inelasticity and $\langle n \rangle$ is related to the multiplicity of secondaries produced in the high-energy hadronic interactions in the cascade. In the case when the composition changes with energy $\langle A \rangle$ depends on energy and $\langle X_{max} \rangle$ changes accordingly. For primary nucleus energy is, to a good approximation, simply divided into A equal parts. In the case of primary protons in the hadronic cascade there is a hierarchy of energies of secondary particles in each interaction and a similar (approximately geometrical) hierarchy of interaction energies in the cascade. In this case $\langle n \rangle$ has to be understood as some kind of effective multiplicity without a general straightforward definition. In

*Electronic address: wilk@fuw.edu.pl

†Electronic address: zbigniew.wlodarczyk@ujk.kielce.pl

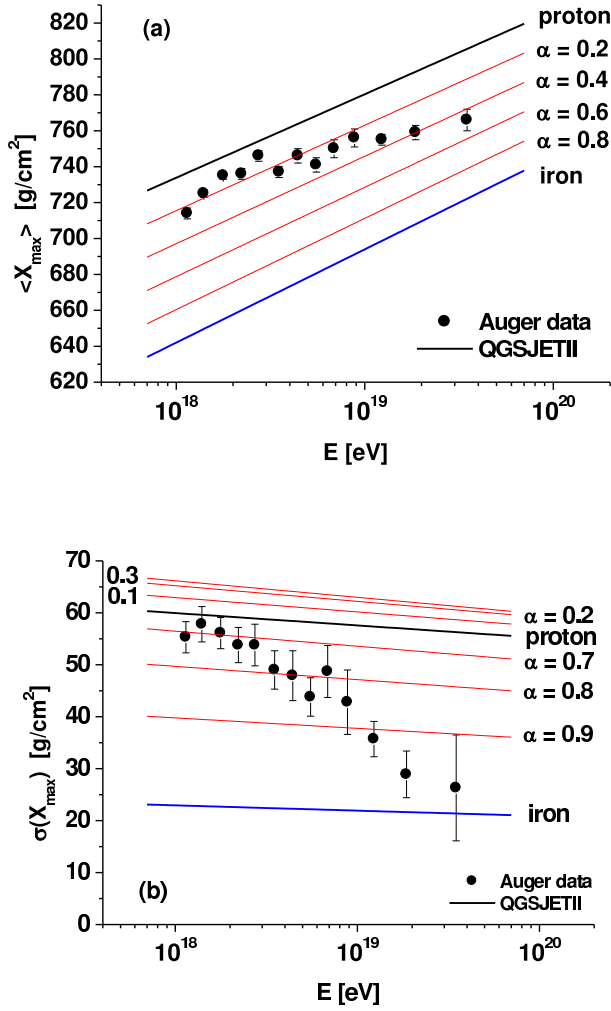


FIG. 1: (Color online) $\langle X_{max} \rangle$ and $\sigma(X_{max})$ from [1] compared with the QGSJETII model [4] using two components, protons and iron, cf. Eqs. (1) and (2), respectively, with α denoting the relative abundance of iron nuclei.

addition, the inelasticity K can also change with energy [8].

Now, the probability of observing the first interaction in a shower at a depth greater than X is $P(X_1 > X) \propto \exp(-X/\lambda)$, where λ denotes the interaction length. However, one can directly use the exponential distributions of showers with large X_{max} to calculate X_1 (and proton-air cross section) only in the case of perfect correlation between X_{max} and X_1 . The fluctuations existing in shower development modify such relation by introducing factor $k = \Lambda/\lambda$ and leading to $P(X_{max} > X) \propto \exp(-X/\Lambda)$. The factor k depends mainly on the pace of the energy dissipation experienced in early stages of shower evolution and is particularly sensitive to the mean inelasticity and its fluctuations. Small fluctuations in multiplicity and K result in smaller k [14].

In our case, in the absence of internal fluctuations all showers would develop in the same amount of matter, $\Delta X = X_{max} - X_1$ (between the first interaction point

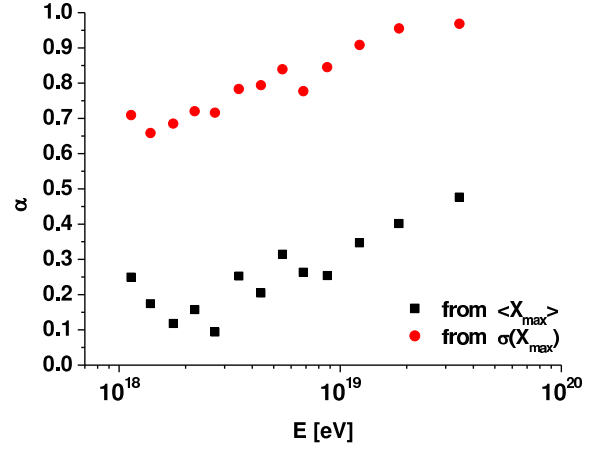


FIG. 2: (Color online) The energy dependence of relative abundance of iron in CR as extracted from $\langle X_{max} \rangle$ and $\sigma(X_{max})$ shown in Fig. 1 (in the frame of QGSJETII model [4]).

and the maximum) showing perfect correlation between X_{max} and X_1 . It means that their distributions should have in this case exactly the same shape (shifted only by ΔX), i.e., slope of X_{max} distribution, Λ , should be equal to the mean interaction length λ . This relation will be, however, affected by some inevitable intrinsic fluctuations in shower development taking place after the first interaction. In this case of fluctuations in ΔX the correlation between X_{max} and X_1 will diminish. Roughly one can write that

$$\sigma(X_{max}) \cong \sigma(X_1) + \xi[\sigma(\Delta X)], \quad (6)$$

where $\sigma(X_1) \propto \langle X_1 \rangle$ and the function $\xi(\sigma)$ describes the influence of shower fluctuations after the first (main) interaction point. Because of Eq. (5) where $\langle X_{max} \rangle = \langle X_{max}^{em} \rangle + \langle X_1 \rangle$ one can define the following observable in which the influence of fluctuations of the first interaction is strongly suppressed,

$$\langle X_{max}(E_0) \rangle - \sigma(X_{max}) \cong \langle X_{max}^{em} [(E_0/A)(K/\langle n \rangle)] \rangle - \xi[\sigma(\Delta X)]. \quad (7)$$

In Figs. 3 and 4 this observable is plotted for, respectively, Auger [1] and HiRes [2] data. It is remarkable that HiRes data, where X_{max} was truncated at 2σ (σ_T denotes truncated fluctuations), show similar behavior as Auger data. Notice that it still depends on models and is sensitive to chemical composition of CR and that p and Fe initiated showers are markedly different. Fig. 3 tells us that the chemical composition cannot be the origin of the effect observed by Auger [1] and that experimental data are in fair agreement with the hypothesis of pure p composition of the primary CR flux.

Fig. 3 tells us that main contribution to energy dependence of $\langle X_{max} \rangle$ and $\sigma(X_{max})$ observed by Auger [1] comes from $\langle X_1(E) \rangle$, which, in turn, can be affected by

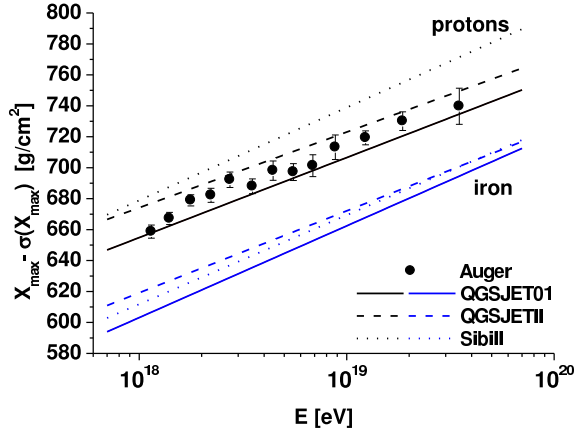


FIG. 3: (Color online). $\langle X_{max}(E_0) \rangle - \sigma(X_{max})$ as deduced from Auger data and compared to different models [1] for showers initiated by proton and iron. Note that experimental data prefer proton composition.

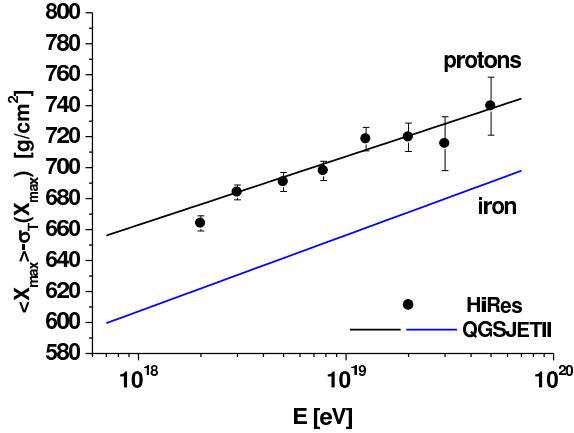


FIG. 4: (Color online) The same as in Fig. 3 but for the HiRes experimental data (in this case data are truncated at 2σ) [2].

two factors: the cross section σ_{inel} and inelasticity K (in fact, not only by its mean value, $\langle K \rangle$ but also by its distribution). Roughly, $\langle X_1 \rangle = \lambda \cdot \kappa$, where κ determines in which of the successive interactions of projectile the energy deposition to the shower is maximal. For a uniform inelasticity distribution (in maximal possible interval for a given $\langle K \rangle$) one has $\kappa \simeq 1 + 1.85(0.75 - \langle K \rangle)$. As shown recently in [9], if gluon saturation occurs in the nuclear surface region then σ_{p-air} at $E > 10^{18}$ eV increases more rapidly with incident energy than is usually estimated. Although in [8, 10] we have argued for the overall decrease with energy of the inelasticity K , its increase at energies $E \approx 10^{18}$ eV is by no means excluded [15]. Both possibilities require an abrupt onset of some "new physics" beyond the standard model, which is difficult to accept [16].

As mentioned above the Hires data (which are truncated at 2σ) [2] show similar energy dependence for $\langle X_{max}(E_0) \rangle - \sigma(X_{max})$ as the Auger data, c.f. Fig. 4.

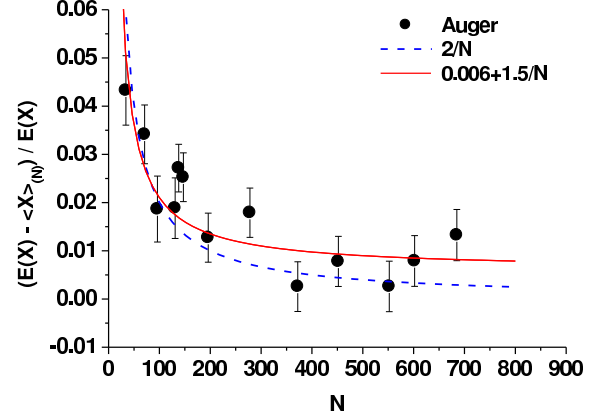


FIG. 5: (Color online) Illustration of the effect of statistics as given by the Eq. (10) with $\langle X \rangle_{(\infty)} = E(X)$ assumed to be the same as the mean value given by the QGSJET01 model [12], see text for details.

This indicates that, in both cases, the crucial points are tails of the X_{max} distributions. For small sample the values of X_{max} near the maximum of distribution are preferred and the estimated mean value $\langle X_{max} \rangle$ differs from the expected value, $E(X_{max})$. The natural question than arises: is it that the effect observed by Auger is due to small statistics? To investigate this, notice that, because the distribution of distances of the first interaction is $\exp(-X/\lambda)$, when calculating $\langle X \rangle = \frac{1}{N} \sum_i^N X_i$ one encounters $S = \sum_i^N X_i$ which has gamma distribution, $p(S) = S^{N-1} \exp(-S/\lambda) / [\lambda^N \Gamma(N)]$. For small samples one in fact observes the most probable values, which for gamma distribution is equal to $S^{(max)} = \lambda(N-1)$. This means that we can expect that for sample consisting with N elements one has

$$\langle X \rangle_{(N)} = \frac{1}{N} \sum_i^N X_i \approx \frac{1}{N} S^{(max)} = \lambda \left(1 - \frac{1}{N}\right), \quad (8)$$

whereas the true expectation values for the exponential distribution (obtained for $N \rightarrow \infty$) is $E(X) = \lambda$. Therefore for a sample of N elements the estimator $\langle X \rangle_N$ is biased by a value of the order

$$E(X) - \langle X \rangle_{(N)} \approx \frac{\lambda}{N}. \quad (9)$$

In Fig. 5 we provide comparison of

$$\frac{\langle X \rangle_{(\infty)} - \langle X \rangle_{(N)}}{\langle X \rangle_{(\infty)}} = 1 - \frac{\langle X \rangle_{(N)}}{\langle X \rangle_{(\infty)}} \propto \frac{1}{N} \quad (10)$$

with data of Auger (here $\langle X \rangle_{(\infty)} = E(X)$ denotes the value given by the model). Because the reference model (here QGSJET01) does not describe exactly the experimental data (even in the lower energy region, i.e. for large values of N) we use here the simple formula $a + b/N$ to describe the dependence on N .

In conclusion, we propose that the spectacular energy dependence of the shower maxima distribution reported by the Auger collaboration [1] is not due to the changes of chemical composition of primary cosmic rays. The observed effect seems rather to be caused by the unexpected changes of the depth of first interaction. The energy dependence of $\langle X_1(E) \rangle$ can be affected by a rapid increase of cross section or/and increase of inelasticity in energies

above $2 \cdot 10^{18}$ eV. Both possibilities require an abrupt onset of some 'new physics' in this energy region and are therefore questionable. Taking into account the HiRes data (where X_{max} distribution was truncated and after that operation it is consistent with proton spectrum) the role of biases due to the small statistics in analyzing CR data of highest energy remains an open question.

-
- [1] J. Abraham et al. (Pierre Auger Collaboration), *Phys. Rev. Lett.* **104**, 091101 (2010).
 - [2] R.U. Abbasi et al., (The High Resolution Fly's Eye Collaboration), *Phys. Rev. Lett.* **104**, 161101 (2010).
 - [3] B. Schwarzschild, *Phys. Today* **63**, 15 (2101).
 - [4] S. Ostapchenko, *Nucl. Phys. B Proc. Suppl.* **151**, 143 (2006).
 - [5] J. Alvarez-Muniz, R. Engel, T.K. Gaisser, J.A Ortiz and T. Stanev, *Phys. Rev.* **D66**, 033011 (2002) and **D69**, 103003 (2004).
 - [6] M. Risse, *Acta Phys. Polon.* B35, 1787 (2004).
 - [7] R. Ulrich, J. Blümer, R. Engel, F. Schüssler and M. Unger, *New J. Phys.* **11**, 065018 (2009).
 - [8] Z. Włodarczyk, *J. Phys.* **G19**, L133 (1993).
 - [9] L. Portugal and T. Kodama, *Nucl. Phys.* **A837**, 1 (2010).
 - [10] Yu.M. Shabelski, R.M. Weiner, G. Wilk and Z. Włodarczyk, *J. Phys.* **G18**, 1281 (1992).
 - [11] J. Dias de Deus, M.C. Esposito Santo, M.Pimenta and C. Pajares, *Phys. Rev. Lett.* **96**, 162001 (2006).
 - [12] N.N. Kalmykov and S.S. Ostapchenko, *Phys. At. Nucl.* **56**, 346 (1993).
 - [13] In the figures presented here we use both the experimental data and the model predictions for pure proton and iron primaries following [1, 2]. Using information on their $\langle X \rangle_p$, $\langle X \rangle_{Fe}$, σ_p and σ_{Fe} one can deduce from Eqs.(1) and (2), in univocal way, the corresponding values of observables of interest for a given value of the parameter α ; in particular, the energy dependencies of $\langle X_{max} \rangle$ and $\sigma(X_{max})$. The differences $\langle X_{max} \rangle - \sigma(X_{max})$ are evaluated directly from the definition using the energy dependencies of $\langle X_{max} \rangle$ and $\sigma(X_{max})$ as given by models.
 - [14] Assuming similar fluctuations in multiplicity and inelasticity a model predicting large $\langle n \rangle$ of secondary particles leads to smaller overall fluctuations of the cumulative shower profile of secondaries, i.e., to smaller factor k .
 - [15] Recently the role of inelasticity in high energy CR was discussed in [11] using percolation theory approach.
 - [16] On the other hand, the center of mass collision energies involved here are of the order of few hundreds TeV, well beyond those to be studied in the foreseeable future at LHC. It means therefore that CR are, most probably, the only future source of information on the properties of interactions at these energies and some surprises should not be *a priori* ruled out.