

# Scaling laws for precision in quantum interferometry and bifurcation landscape of optimal state

Sergey Knysh,<sup>\*</sup> Vadim N. Smelyanskiy,<sup>†</sup> and Gabriel A. Durkin<sup>‡</sup>

Quantum Laboratory, Applied Physics Center, NASA Ames Research Center, Moffett Field, California 94035, USA

(Dated: May 24, 2022)

Phase precision in optimal 2-channel quantum interferometry is studied in the limit of large photon number  $N \gg 1$ , for losses occurring in either one or both channels. For losses in one channel an optimal state undergoes an intriguing sequence of local bifurcations as the losses or the number of photons increase. We further show that fixing the loss parameter determines a scale for quantum metrology – a crossover value of the photon number  $N_c$  beyond which the supra-classical precision is progressively lost. For large losses the optimal state also has a different structure from those considered previously.

PACS numbers: 42.50.-p, 42.50.St, 06.20.Dk

It has been recognized that using quantum states of light may increase the resolution of interferometric measurements [1–3]. Particular states of  $N$  photons achieve the Heisenberg limit of phase resolution for standard error on the phase estimate  $\Delta\varphi = 1/N$ : an improvement over the classical (or shot-noise) limit  $\Delta\varphi = 1/\sqrt{N}$  that is obtainable when  $N$  photons enter the interferometer one at a time. These bounds are derived by an application of the Cramer-Rao inequality [2] for the standard error of an unbiased estimator:  $\Delta\varphi \geq (\nu\mathcal{F})^{-1/2}$  where  $\mathcal{F}$  is the quantum Fisher information (QFI) [4] and  $\nu$  is the number of repeated independent trials. Assuming any instrument is composed of three components: quantum input state, dynamics and measurement; the functional  $\mathcal{F}$  depends only on the first two — it assumes an optimal measurement choice. For pure states in a single mode  $\mathcal{F}/4 = \Delta\hat{n}^2 \equiv \langle\hat{n}^2\rangle - \langle\hat{n}\rangle^2$  (where  $\hat{n}$  is the number operator) and a familiar uncertainty relation is recovered:  $\Delta n \Delta\varphi \geq 1/2$ . Thus, for a lossless two-mode interferometer QFI and precision are greatest for the maximum variance state, or ‘NOON state’; it saturates the Heisenberg limit. Unfortunately, it is also highly susceptible to noise, especially dissipation [5].

To mitigate this problem various two-component states were proposed [6–8], where the loss of up to a certain number of photons in the first mode does not destroy the superposition. The precision performance under dissipation of various Gaussian states, e.g. squeezed, coherent and thermal states, has also been considered recently [9]. In all cases, the precision of these states was found to be supra-classical for certain range of losses and  $N$ .

In the lossy case the pure input state of two oscillator modes maximizing QFI

$$|\phi\rangle = \sum_{n=0}^N \phi_n |n\rangle_1 |N-n\rangle_2, \quad (1)$$

must balance supra-classical precision against robustness to photon loss. In this notation the NOON state has two non-zero components,  $\phi_0 = \phi_N = 1/\sqrt{2}$ . Numerical investigations yield states with complicated multicomponent structure [6, 8] but the dependence on loss parameters and  $N$  is not well-understood.

**Overview:** We study states that optimize quantum Fisher information in the analytically tractable limit  $N \gg 1$ ; however, the agreement with the results of direct numerical optimizations is remarkably good even for small  $N$ . For losses in one arm only, the interplay between the fraction of loss and the photon number is captured using a single parameter. As this parameter increases, optimal states acquire additional (3<sup>rd</sup>, 4<sup>th</sup>, etc.) components for some universal critical values of the loss parameter, corresponding to local bifurcations of the optimal state. This scenario is realized when the loss coefficient (for the loss of a *single* photon) is fixed and states of increasingly large photon number are considered. Fisher information scales as  $N^2$  initially but crosses over to a *linear* scaling for large photon number. The number of components of the optimal state becomes so large that the distribution of  $\phi_n$  becomes a quasi-continuous function of width  $N^\epsilon$  with  $\epsilon = 2/3$ . The limiting value of the Fisher information may still beat the shot-noise limit, albeit by a constant factor. This factor as well as the crossover location  $N_c$  are loss-dependent. The crossover to the limiting behavior takes place faster if losses take place in both arms of the interferometer; optimal states are also wider ( $\epsilon = 3/4$ ).

**Losses in one arm only:** For a lossy interferometer light propagates in each arm as a damped harmonic oscillator, with frequencies  $\omega^{(1)}, \omega^{(2)}$  and dissipation  $\gamma^{(1)}, \gamma^{(2)}$ . Equivalently, losses can be introduced by beam-splitters in each mode with reflectivity  $R^{(1,2)} = 1 - \exp\{-2\gamma^{(1,2)}t\}$ . Those lost photons siphoned out of the modes are then traced over. To begin, we assume that the interferometer is designed so that the losses are in one arm only ( $R^{(1)} = R > 0, R^{(2)} = 0$ ) as might occur when that mode is directed through a partially transparent test sample.

If a pure input state of  $N$  photons (1) contains more than one component, then the density matrix  $\hat{\rho}(\varphi)$  of the two-mode system will depend on the phase difference between the modes. Even without the ability to observe phase directly (no Hermitian phase operator exists) phase information may be implicitly encoded in a measurement distribution if the measurement is well-chosen. Combining the two modes on a beam-splitter inputs and performing photon counting at the outputs is one possible complete projective measurement.

Under losses  $|\phi\rangle$  decays into a mixture  $\hat{\rho}(t) =$

$\sum_k w_k |\psi_k\rangle\langle\psi_k|$  with

$$|\psi_k\rangle = \frac{1}{\sqrt{w_k}} \sum_n \sqrt{\Lambda_{n;k}} e^{in\varphi} \phi_n |n-k, N-n\rangle, \quad (2)$$

corresponding to the loss of  $k$  photons. Here  $w_k$  is the normalization factor; the phase difference is  $\varphi = (\omega^{(1)} - \omega^{(2)})t$  and the loss enters via coefficients  $\Lambda_{n;k} = \binom{n}{k} R^k (1-R)^{n-k}$ . The interplay between photon number  $N$  and reflection  $R$  can be described by a single parameter, allowing two distinct regimes to be distinguished:

$$r = \frac{RN}{1-R} \quad \text{is} \quad \begin{cases} \sim 1 & \text{low loss} \\ \gg 1 & \text{high loss} \end{cases} \quad (3)$$

As stated earlier, for a pure state component  $|\psi_k\rangle$  acquiring a phase  $\varphi$  in mode (1):

$$\mathcal{F}_k = 4 [\langle\psi_k|\hat{n}_1^2|\psi_k\rangle - \langle\psi_k|\hat{n}_1|\psi_k\rangle^2], \quad (4)$$

If losses occur only in mode (1) the Fisher information of the mixed state resulting from losses is a weighted sum over pure components  $\mathcal{F} = \sum_k w_k \mathcal{F}_k$  [6]. The number of lost photons  $k$  can be inferred by subtracting the number of detected photons from  $N$ . This decomposition is valid since different  $|\psi_k\rangle$ 's evolve in time in orthogonal subspaces (no longer the case when losses occur in both arms).

*Small Loss:* We first examine the  $r \sim 1$  setting. In the limit  $N \gg 1$  we replace photon numbers  $n$  with the continuous variable  $x = rn/N \in [0; r]$ .

$$\phi_n \rightarrow \sqrt{\frac{r}{N}} \phi(x), \quad \Lambda_{n;k} \rightarrow \Lambda_k(x) = \frac{x^k}{k!} e^{-x}. \quad (5)$$

The Fisher information can be written as a functional of  $\rho(x) = |\phi(x)|^2$ :

$$\mathcal{F} = \frac{4N^2}{r^2} \sum_k w_k [\langle x^2 \rangle_k - \langle x \rangle_k^2], \quad (6)$$

where  $w_k = \int_0^r \Lambda_k(x) \rho(x) dx$  and  $\langle \dots \rangle_k$  denotes averaging with respect to  $\rho_k(x) = \frac{1}{w_k} \Lambda_k(x) \rho(x)$ .

Optimization over *non-negative*  $\rho(x)$  yields an inequality

$$\frac{\delta}{\delta \rho(x)} \left[ \frac{r^2}{4N^2} \mathcal{F} - \lambda \int_0^r \rho(x) dx \right] = f(x) - \lambda \leq 0, \quad (7)$$

with

$$f(x) = x^2 - 2rx e^{-x} \sum_k \frac{\langle x \rangle_k}{k!} x^k + r^2 e^{-x} \sum_k \frac{\langle x \rangle_k^2}{k!} x^k;$$

where  $\rho(x) > 0$  only for values of  $x$  that saturate inequality (6). Function  $f(x)$  is entire (since  $0 \leq \langle x \rangle_k \leq r$ ) and non-constant [11]. Hence it can have only finitely many maxima in the interval  $[0; r]$ . Therefore

$$\rho(x) = \sum_{\ell=0}^m \rho_\ell \delta(x - x_\ell), \quad (8)$$

where  $\sum_\ell \rho_\ell = 1$  and  $r = x_0 > x_1 > \dots > x_m \geq 0$  are the points where  $f(x)$  reaches its maximum value:

$$f(x_\ell) = f(r) \equiv \lambda, \quad f'(x_\ell) = 0. \quad (k \geq 1) \quad (9)$$

The constraint  $f'(x_\ell) = 0$  is only enforced for interior points  $0 < x_\ell < r$ , thus the total number of equations (either  $2m$  or  $2m-1$ ) equals the number of independent non-zero parameters. The function  $f(x)$  for  $r = 20$  is depicted in Fig. 1.

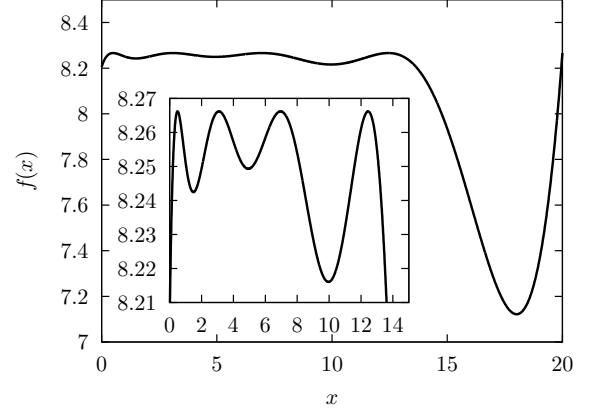


FIG. 1: Function  $f(x)$  for  $r = 20$ , magnified in inset. Optimal states contain delta-peaks at points corresponding to locations of degenerate local maxima of  $f(x)$  determined by solving a system of equations (9).

When the loss coefficient  $r$  is sufficiently small,  $f(x)$  is maximum at the endpoints of the interval  $[0; r]$ . The optimal state is an unbalanced NOON state with components at  $x_0 = r$  and  $x_1 = 0$  having weights  $\rho_{0,1} = 1/(1 + e^{\pm r/2})$  obtained by solving  $f(0) = f(r)$ . The Fisher information is

$$\mathcal{F} = \frac{4N^2}{(1 + e^{r/2})^2} \quad (r < r'_1). \quad (10)$$

This solution ceases to be optimal for larger  $r$  when  $f'(0) > 0$ . The threshold value satisfies a transcendental equation

$$\sqrt{1 + r_1'^2} - (1 - r_1') = 2e^{-r_1'/2}, \quad (11)$$

which yields  $r'_1 \approx 0.912957$ . Above this value, the delta-peak at  $x = 0$  separates from the origin, but the optimal state still has two components at  $x_0 = r$  and  $x_1 > 0$ , with weights chosen to satisfy  $f(x_1) = f(\lambda)$  and  $f'(x_1) = 0$ . The corresponding wavefunction for a finite  $N$  has the form  $\sqrt{1 - \rho_1}|N\rangle_1|0\rangle_2 + \sqrt{\rho_1}|M\rangle_1|N - M\rangle_2$  proposed in [6]; it also bears similarity to those of Ref.[7]. Ref. [6] observes that losses above which this state becomes optimal can be fitted by  $R_c(N) \approx 1 - a^{-1/N}$  with  $a \approx 2.61$ . Our analysis suggests that the correct value is  $a = \exp(r'_1) \approx \exp(0.913) \approx 2.492$ .

The two-component state above is optimal for  $r'_1 < r < r_2$ , while  $f(0) < f(x_1) = f(r)$ . For larger  $r$  there appears a third component at  $x_2 = 0$  which in turn separates from the origin

for  $r > r'_2$  and so on. For  $r_m < r < r_{m+1}$  the optimal state contains  $m+1$  components, with  $m^{\text{th}}$  component at the origin if  $r < r'_m$ .

The normalized Fisher information  $\mathcal{F}/N^2$  is a piecewise-analytic function of  $r$ : points of non-analyticity are the critical points  $r_m, r'_m$  where local bifurcations take place. These critical values and the Fisher information are obtained by solving progressively larger systems of equations (9). Evolution of the optimal state is illustrated in Fig. 2 where the weights (top figure) and locations (bottom figure) are plotted against  $r$ .

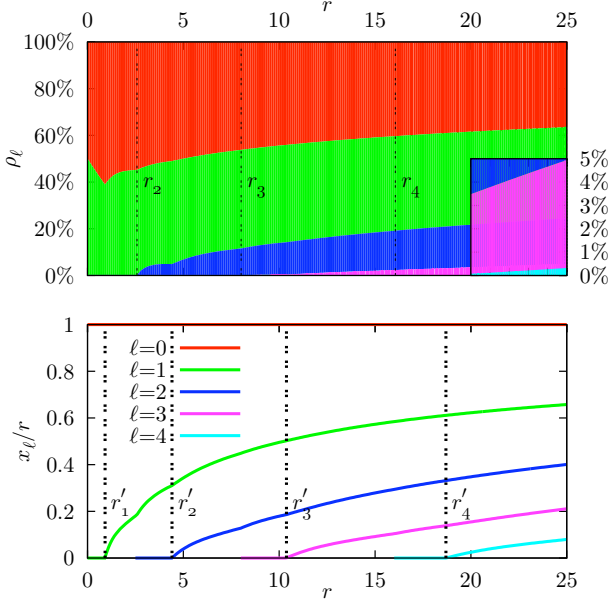


FIG. 2: Probability weights  $\rho_\ell$ , represented as stacked histograms (top) and locations  $x_\ell$  (bottom), as a function of  $r$ . Different components are indicated using color. Thresholds  $r_2, r_3, r_4$  correspond to appearances of new components at the origin. Components separate from the origin at critical values  $r'_1, r'_2, r'_3, r'_4$ . The data for  $20 \leq r \leq 25$  is magnified (lower right corner) showing components with very small weight.

**General Upper Bound:** There is a simple bound on the amount of Fisher information that can be transmitted over a noisy channel, i.e. for any  $R > 0$ . Since the variance (4) is unaffected by a constant shift, one can rewrite the  $\mathcal{F}$  as

$$4 \sum_k \left[ \sum_n \Lambda_{n;k} \left( n - \frac{k}{R} \right)^2 |\phi_n|^2 - 4w_k \left\langle \psi_k \left| n - \frac{k}{R} \right| \psi_k \right\rangle^2 \right]. \quad (12)$$

Observing that the second term is negative and performing the sum over  $k$  in the first term, we obtain the inequality (without approximation of large  $N$  or  $R \sim 1$ )

$$\mathcal{F} \leq 4 \frac{1-R}{R} \sum_n n |\phi_n|^2 \leq 4 \frac{1-R}{R} N = \mathcal{F}_{\max}. \quad (13)$$

This upper bound ( $\mathcal{F}_{\max}$ ) is always valid for any  $R > 0$  demonstrating that quadratic precision scaling at the Heisenberg limit is only possible for  $R \propto 1/N$ . When  $R$  is fixed, it

implies  $\mathcal{F} \propto N$ , scaling proportional to the shot-noise limit. This bound also appeared recently in the complementary context of global phase estimation [12]. Limit  $\mathcal{F}_{\max}$  is reachable asymptotically as we demonstrate by explicitly constructing a wavefunction that minimizes the correction  $\Delta\mathcal{F} = \mathcal{F}_{\max} - \mathcal{F}$ .

**Large Loss:** In the limit  $R \sim 1$  we approximate the true optimal state  $\{\phi_n\}$  by a continuous function  $\tilde{\phi}(x)$  (with  $x = 1 - n/N$ ), smooth on scales  $\sim 1/\sqrt{N}$  and obtain approximately

$$\Delta\mathcal{F} \approx \frac{4N^2}{r} \int_0^\infty \left[ x \tilde{\phi}^2(x) + \frac{4}{r} \tilde{\phi}'^2(x) \right] dx, \quad (14)$$

where the upper limit has been set to infinity since the width of  $\tilde{\phi}(x)$  is much smaller than 1.

Minimization of (14) subject to the boundary condition  $\phi(0) = 0$  [13] and the normalization constraint produces

$$\tilde{\phi}(x) = \frac{(r/4)^{1/6}}{\text{Ai}'(\mu_1)} \text{Ai} \left( \left( \frac{r}{4} \right)^{1/3} x + \mu_1 \right), \quad (15)$$

where  $\text{Ai}(x)$  is the Airy function,  $\mu_1 \approx -2.338107\dots$  is its first (largest) zero, and the prefactor ensures normalization. Together with the next order correction, the Fisher information  $\mathcal{F} = \mathcal{F}_{\max} - \Delta\mathcal{F}$  is

$$\mathcal{F} \approx N^2 \left[ \frac{4}{r} - |\mu_1| \left( \frac{4}{r} \right)^{4/3} \right]. \quad (16)$$

For  $R \sim 1$  ( $r \sim N$ ) the width of (15) is  $O(N^{2/3})$ ; so is the leading correction in Eq. (16). From the latter expression the value of  $N_c$  corresponding to the crossover to the asymptotic scaling can be estimated as  $N_c = r_c(1 - R)/R$  with  $r_c \sim 4|\mu_1|^3 \sim 50$ . A comparison of analytical predictions and results of direct optimization for both small loss and large loss cases is made Fig. 3.

**Arbitrary Loss in Both Arms:** Whenever both  $R^{(1)}$  and  $R^{(2)}$  are non-zero, the density matrix is a mixture of pure states  $|\psi_{k_1 k_2}\rangle$  resulting from the loss of  $k_1$  and  $k_2$  photons in modes (1) and (2) respectively. In Eq. (2) the factor  $\sqrt{\Lambda_{n;k}}$  becomes  $\sqrt{\Lambda_{n;k_1}^{(1)} \Lambda_{n;k_2}^{(2)}}$  and the states  $|\psi_k\rangle$  become  $|\psi_{k_1 k_2}\rangle$ .

Importantly, since the number of photons lost in each mode cannot be measured individually (unlike the total number  $k = k_1 + k_2$ ), the linear decomposition of the Fisher information serves only as an upper bound  $\mathcal{F} \leq \sum_{k_1, k_2} w_{k_1 k_2} \mathcal{F}_{k_1 k_2}$  [8] and a more involved analysis is required [4]. However, the result of optimization of the approximate Fisher information approaches true optimal state as the bound becomes tight in the limit  $N \gg 1$  [15].

We note that the symmetric loss case  $R^{(1)} = R^{(2)}$  has some import; firstly, it is relevant for balanced instruments where phases may be introduced in either arm, e.g. gyroscopes, and secondly; the analysis has an extended applicability beyond losses in modes (1) and (2) to those occurring in any superposition of these modes. Accordingly, the discussion is applicable to losses in detection after the mode mixing.

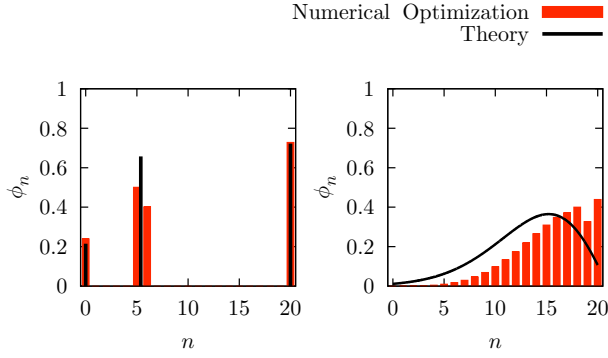


FIG. 3: For 15% (left) and 95% losses (right) red bars represent amplitudes  $\phi_n$  obtained by numerical optimization. Black lines represent analytical approximation. For 15% loss ( $r \approx 3.5$ ) non-zero amplitudes for  $n = 5$  and  $n = 6$  correspond to the middle component at  $n \approx 5.4$  in the approximate analytic solution. For 95% loss ( $r \approx 380$ ) the optimal state is quasicontinuous; compared to the analytical prediction the wavefunction is shifted to the right and has enhanced amplitude at  $n = 20$ . Fisher information of the approximate solution is off by only 10%.

For small losses, the optimal states are more complex than for single mode losses, but the limit of large losses ( $R^{(1)}, R^{(2)} \sim 1$ ) is simple. Expressed in terms of parameters  $r^{(1,2)} = NR^{(1,2)}/(1 - R^{(1,2)})$ , the upper bound (13) changes to  $\mathcal{F} \leq 4N^2/(\sqrt{r^{(1)}} + \sqrt{r^{(2)}})^2 = \mathcal{F}_{\max}$ .

The optimal wavefunction is computed by minimizing the correction to the Fisher information [ $x = n/N$ ,  $x_* = \sqrt{r^{(1)}}/(\sqrt{r^{(1)}} + \sqrt{r^{(2)}})$ ]:

$$\Delta\mathcal{F} \approx N^2 \int_0^1 \left[ \frac{(x - x_*)^2}{\sqrt{r^{(1)}r^{(2)}}} \tilde{\phi}^2(x) + \frac{4\tilde{\phi}^2(x)}{(\sqrt{r^{(1)}} + \sqrt{r^{(2)}})^4} \right] dx, \quad (17)$$

which produces a Gaussian centered at  $x = x_*$  of width  $\sqrt{2}(r^{(1)}r^{(2)})^{1/8}/(\sqrt{r^{(1)}} + \sqrt{r^{(2)}})$ . This width scales as  $N^{3/4}$  (cf.  $N^{2/3}$  for single mode losses). This property distinguishes the optimal state from those discussed elsewhere with respect to the large loss limit, e.g. the spin coherent state proposed in Ref.[14], which has a width scaling  $\propto N^{1/2}$ . (The difference may arise because precision in that work was determined only in terms of sub-optimal photon-counting measurements. The QFI we use assumes optimal measurements.)

The Fisher information together with leading correction is

$$\mathcal{F} \approx \frac{4N^2}{(\sqrt{r^{(1)}} + \sqrt{r^{(2)}})^2} \left( 1 - \frac{1}{2(r^{(1)}r^{(2)})^{1/4}} \right). \quad (18)$$

The correction  $\Delta\mathcal{F}$  scales as  $N^{1/2}$ , in contrast to the  $N^{2/3}$  scaling for single mode losses. Correspondingly, the crossover to the limiting behavior is expected for smaller  $N$ . The approach of Fisher information *per photon* to the limiting value for the case of single mode and symmetric losses is illustrated in Fig. 4

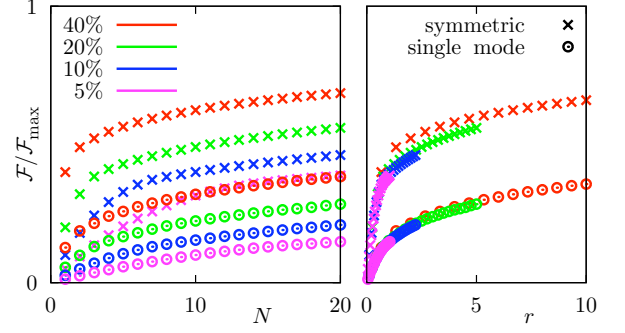


FIG. 4: *Left*: Fisher information *per photon* for optimal  $N$ -photon states as a fraction of asymptotic value for symmetric ( $R^{(1)} = R^{(2)} = R$ ) and single mode ( $R^{(1)} = R$ ,  $R^{(2)} = 0$ ) losses. The asymptotic linear coefficient is  $(1 - R)/R$  and  $4(1 - R)/R$  respectively. Exact Fisher information, not the approximate upper bound is used for symmetric losses. All curves tend to 1 asymptotically but the convergence is faster for losses in both arms. *Right*: Collapse of data when replotted as a function of  $r = NR/(1 - R)$ .

**Summary and Outlook:** An important question in interferometry that of scaling for precision with photon number  $N$  and whether this scaling changes as  $N$  increases. We have shown analytically that the best supra-classical precision, as quantified by the QFI, is quadratic in  $N$  initially and undergoes the crossover into the regime where it scales linearly with  $N$ . This has far-reaching repercussions — the crossover location  $N_c$  is a function only of dissipation, due to these losses a resource bound (or scale) is imposed on any instrument claiming to offer supra-classical precision. Our results showing that the improvement of the phase precision per photon is dissipation limited put into question the existing strategy of improving the sensitivity of gravitational wave detectors by increasing signal flux  $N$ .

We have characterized the structure of the optimal state for single mode losses, showing that it undergoes an intriguing sequence of bifurcations as losses increase. We have shown that in the high loss limit the optimal state has a width that scales as  $N^{2/3}$  or  $N^{3/4}$  (for one/two mode loss), a signature property that makes it distinct from those considered previously. Finally, we derived a new simple upper bound for QFI that becomes asymptotically exact in large  $N$  limit.

G.A.D. contributed to this work while under contract with Mission Critical Technologies, Inc.

\* Electronic address: Sergey.I.Knysh@nasa.gov

† Electronic address: Vadim.N.Smelyanskiy@nasa.gov

‡ Electronic address: gabriel.durkin@qubit.org

[1] P. Kok, H. Lee, and J. P. Dowling, Phys. Rev. A **65**, 052104 (2002).

[2] V. Giovannetti, S. Lloyd, and L. Maccone, Science **306**, 1330 (2004).

[3] T. Nagata et al., Science **316**, 726 (2007).

- [4] S. L. Braunstein and C.M. Caves, Phys. Rev. Lett. **72**, 3439 (1994).
- [5] X-Y. Chen and L-Z. Jiang, J. Phys. B **40**, 2799 (2007).
- [6] U. Dorner et al., Phys. Rev. Lett. **102**, 040403 (2009).
- [7] S. D. Huver, C. F. Wildfeuer, and J. P. Dowling, Phys. Rev. A **78**, 063828 (2008).
- [8] R. Demkowicz-Dobrzanski et al., Phys. Rev. A **80**, 013825 (2009).
- [9] M. Aspachs et al., Phys. Rev. A **79**, 033834 (2009); H. Cable and G. A. Durkin, Phys. Rev. Lett. in press (2010), arXiv:0910.1957v2.
- [10] Z. Hradil et al., Phys. Rev. Lett. **76**, 4295 (1996).
- [11] Equating the power series of  $f(x)e^x$  and  $\lambda e^x$  yields an infinite set of equations  $k(k+1) - 2k\langle x \rangle_{k-1} + \langle x \rangle_k^2 = \lambda$  that cannot be satisfied for  $k > r + \sqrt{r^2 + \lambda}$ .
- [12] J. Kolodynski and R. Demkowicz-Dobrzanski, arXiv:1006.0734 (2010).
- [13] An additional contribution from the boundary is  $\propto \phi^2(0)/r^{7/6}$ , which would be much larger than  $\Delta\mathcal{F}$  unless  $\phi(0) = 0$ .
- [14] T. W. Lee et al., Phys. Rev. A **80**, 063803 (2009).
- [15] S. Knysh, V. N. Smelyanskiy, and G. A. Durkin, in preparation (2010).