

A Comprehensive Analysis of Electric Dipole Moment Constraints on CP-violating Phases in the MSSM

Yingchuan Li,^{1,*} Stefano Profumo,^{2,†} and Michael Ramsey-Musolf^{1,3,‡}

¹*Department of Physics, University of Wisconsin, Madison, Wisconsin 53706 USA*

²*Department of Physics and Santa Cruz Institute for Particle Physics, University of California, 1156 High St., Santa Cruz, CA 95064, USA*

³*Kellogg Radiation Laboratory, California Institute of Technology, Pasadena, CA 91125 USA*

(Dated: October 29, 2018)

Abstract

We analyze the constraints placed on individual, flavor diagonal CP-violating phases in the minimal supersymmetric extension of the Standard Model (MSSM) by current experimental bounds on the electric dipole moments (EDMs) of the neutron, Thallium, and Mercury atoms. We identify the four CP-violating phases that are individually highly constrained by current EDM bounds, and we explore how these phases and correlations among them are constrained by current EDM limits. We also analyze the prospective implications of the next generation of EDM experiments. We point out that all other CP-violating phases in the MSSM are not nearly as tightly constrained by limits on the size of EDMs. We emphasize that a rich set of phenomenological consequences is potentially associated with these generically large EDM-allowed phases, ranging from B physics, electroweak baryogenesis, and signals of CP-violation at the CERN Large Hadron Collider and at future linear colliders. Our numerical study takes into account the complete set of contributions from one- and two-loop EDMs of the electron and quarks, one- and two-loop Chromo-EDMs of quarks, the Weinberg 3-gluon operator, and dominant 4-fermion CP-odd operator contributions, including contributions which are both included and not included yet in the CPsuperH2.0 package. We also introduce an open-source numerical package, 2LEDm, which provides the complete set of two-loop electroweak diagrams contributing to the electric dipole moments of leptons and quarks.

*Electronic address: yli@physics.wisc.edu

†Electronic address: profumo@scipp.ucsc.edu

‡Electronic address: mjrm@physics.wisc.edu

I. INTRODUCTION

The minimal supersymmetric extension of the standard model (MSSM) features a large number of additional CP-violating sources compared to the SM, yielding an extremely rich array of possible phenomenological consequences [1, 2]. To mention a few, the new sources of CP violation can participate in the generation of the baryon asymmetry of the universe in the context of supersymmetric electroweak baryogenesis [3, 4]. They can generate observable CP asymmetries at the CERN Large Hadron Collider (LHC) [5–7] as well as at future linear colliders [8–13]. They could manifest themselves in B physics (see Ref. [14–16] and the recent results from the Tevatron D0 Collaboration [17] and CDF Collaboration[18]). In general, CP-violating phases induce rather large contributions, compared to current experimental sensitivity, to the electric dipole moment (EDM) of the neutron and of atoms [19]. A large CP-violating phase could also have an effect on many CP-conserving observables such as the mass spectrum, the production rate and decay branching ratios of SUSY particles, especially the lightest neutralino as a dark matter particle (including direct and indirect detection rates, and the relic density) [21–23] and Supersymmetric Higgs scalars[24, 25].

All these potentially interesting observable signatures are however highly constrained by the fact that no permanent EDM has ever been experimentally observed. The current most stringent bounds are on the EDMs of the neutron [26], and on that of Thallium [27] and Mercury [28] atoms¹. Specifically, the current experimental constraints on the aforementioned quantities read:

$$\begin{aligned} |d_n| &< 2.9 \times 10^{-26} e \text{ cm (90\%C.L.)}, \\ |d_{\text{Tl}}| &< 9.0 \times 10^{-25} e \text{ cm (90\%C.L.)}, \\ |d_{\text{Hg}}| &< 3.1 \times 10^{-29} e \text{ cm (95\%C.L.)}. \end{aligned} \tag{1}$$

Signatures of CP-violation compatible with the bounds described above have so far been discussed in the context of scenarios where one avoids EDM bounds and keeps relatively large phases with light super-particle masses via one or more cancelations among the various terms contributing to the EDMs [9, 29–35]. This “cancellation” scenario occurs typically in some very fine-tuned region² of the MSSM parameter space. The goal of the present analysis is instead to examine in detail, beyond the possibility of cancelations between different CP-violating sources³, how each individual phase is constrained by current EDM bounds and to study under which conditions large phases are phenomenologically allowed while also keeping the relevant mass scales relatively light and thus phenomenologically interesting. Instead of imposing any universality condition as in the supergravity (SUGRA) model, we entertain here the possibility of general non-universal soft terms (as is the case in many string-inspired models, see e.g. [37]), and thus keep all the soft terms in MSSM as independent variables. For concreteness, we focus on flavor diagonal phases. We defer a study of EDM bounds on flavor non-diagonal phases to future work. One of our main results is that among all MSSM CP-violating phases, only four are in fact strongly constrained by current EDM bounds,

¹ For recent reviews on EDM searches and their implications for the MSSM, see, *e.g.* Refs. [2, 19, 29].

² It is estimated in Ref. [36] that a minimal degree of fine-tuning at the level of 10^{-2} is needed.

³ There are still cancelations among different contributions to EDMs from the same source in some region of parameter space. We emphasize that our main focus is on the general trend of constraints without cancelation, and always point it out when we encounter such cancelation region.

and we study the correlations among them. We comment on the possible phenomenological implications of those phases that are not strongly constrained.

Part of our numerical study is based on the CPsuperH2.0 package [38, 39], which includes the complete contributions from one-loop supersymmetric contributions to the EDMs of the electron and of quarks, one-loop and two-loop Chromo-EDMs of quarks [31–33, 40], 6-dimensional 3-gluon Weinberg operator [41], and dominant contributions to 4-fermion CP-odd operators [42], but only a subset of the contributions of two-loop EDMs of electron and quarks [40]. There exist additional Higgs exchange-mediated chargino-neutralino 2-loop contributions to electron and quark EDMs that can become dominant in the limit of heavy sfermions [43] and that are not included in CPsuperH2.0 package. We here take into account these contributions as well, therefore featuring the dominant 1-loop and 2-loop contributions to all the 6-dimensional CP-odd operators that generate EDMs of the neutron and of Thallium and Mercury atoms⁴. The numerical code where all these new contributions are collected is called **2LEDM**, and is currently available from the authors upon request. The **2LEDM** code currently includes an interface to the FeynHiggs⁵ package (version 2.6.5) [44]. We plan in the near future to set up a webpage for easier download of **2LEDM** and of related tutorials and to include an interface to the CPsuperH2.0 package.

There remains an order one theoretical uncertainty with neutron and Mercury EDMs. For the neutron EDM, the uncertainty arises from hadronic physics, while for the Mercury EDM the source of uncertainty is associated with (i) atomic physics in extracting the nuclear Schiff moment from d_{Hg} , (ii) the nuclear physics going into extracting T- and P-odd pion-nucleon couplings $\bar{g}_{\pi NN}$ from the Schiff moment, and (iii) the hadronic physics in computing the $\bar{g}_{\pi NN}$ in terms of quark Chromo-EDM operator, Weinberg three-gluon operator, and CP-violating four fermion operators⁶. In utilizing the CPsuperH2.0 package to estimate the relevant EDMs from the EDMs of quarks and leptons we are relying on QCD sum rule computations [42, 45, 46] of strong interaction matrix elements. For a discussion of the systematic uncertainties in our results for these quantities when different hadronic model approximations are employed we refer the reader to e.g. Ref. [29]. We note also that the CPsuperH2.0 code relies on the computations of the nuclear Schiff moment reported in Ref. [47] and does not take into account the recent computations of Refs. [48, 49]. The latter two computations give an enhanced sensitivity of the nuclear Schiff moment of ¹⁹⁹Hg to the isoscalar, T- and P-odd pion-nucleon coupling, $\bar{g}_{\pi}^{(0)}$ as compared to Ref. [47]. Moreover, Ref. [49] finds that the sensitivity to $\bar{g}_{\pi}^{(1)}$ may be reduced by a factor of three to ten, depending on the type of interaction used.

In general, $\bar{g}_{\pi}^{(j)}$ are dominated by quark Chromo-EDMs rather than the Weinberg three gluon operator (the contribution is suppressed by m_q), while in the MSSM with large $\tan\beta$, contributions from the four fermion operators may be important[19, 20]. The QCD sum rule analysis implies that $\bar{g}_{\pi}^{(0)}$ is five times less sensitive to the sum of up and down quark Chromo-EDMs than $\bar{g}_{\pi}^{(1)}$ is to their difference. Thus, we would only expect the stronger sensitivity of the Mercury Schiff moment to $\bar{g}_{\pi}^{(0)}$ to be important in small corners of the MSSM parameter space where the difference of quark Chromo-EDMs is highly suppressed compared to their average value. The possible suppression in sensitivity to $\bar{g}_{\pi}^{(1)}$ is a potentially more serious

⁴ The four fermion operators in the MSSM are technically dimension eight.

⁵ <http://www.feynhiggs.de/>

⁶ In the MSSM, the Chromo-EDM operator typically gives the dominant contribution to the $\bar{g}_{\pi NN}$.

issue. Thus, one may need to relax the constraints we obtain on CP-violating phases that are driven by the ^{199}Hg results in light of on-going theoretical nuclear structure developments.

With these caveats in mind, we summarize our main findings here:

- (a) A primary impact of the new ^{199}Hg result is to impose significantly more stringent constraints on the relative phase ϕ_3 between the gluino soft supersymmetric-breaking mass and the μ parameter (see below), while generating a strong correlation between this phase and the phase of the soft-breaking triscalar couplings involving first generation sfermions.
- (b) The neutron and Thallium EDM limits have a stronger impact on the relative phase ϕ_2 between the wino soft mass parameter and μ than does the ^{199}Hg bound, but at present there does not exist any strong correlation between ϕ_2 and other phases.
- (c) A future neutron EDM limit that is roughly 100 times stronger than present would both tighten the present correlations between ϕ_3 and the triscalar phases while inducing strong correlations between ϕ_2 and other phases.
- (d) In the limit of heavy first and second generation sfermions, the ‘‘bino’’ phase ϕ_1 is essentially unconstrained by present EDM bounds. A future neutron or electron EDM measurement with ~ 100 times better sensitivity would probe the impact of this phase at a level of interest for cosmology.

In the remainder of the paper, we organize the discussion of our analysis leading to the findings above as follows: In section II, we give a general discussion about the CP-violating phase structure of the MSSM, we address how each phase impacts the various EDMs, and we outline the general setup of our analysis. In section III, we investigate in detail how each phase is constrained by current EDM bounds, we study the correlations between the various EDM bounds on the most strongly constrained phases, namely ϕ_2 , ϕ_3 , and $\phi_{u,d}$, and we discuss the phenomenology implications of the other loosely constrained phases. Finally, we devote section IV to our summary and conclusions.

II. CP-VIOLATING PHASES IN MSSM AND THE SETUP FOR ANALYSIS

The Minimal Supersymmetric Extension to the Standard Model of particle physics introduces a plethora of new and unknown parameters. Many of these parameters are connected

TABLE I: Summary of how the CP-violating sources in MSSM generate various CP-odd operators at one-loop and two-loop level.

CP-violating phases	one-loop contribution	two-loop contribution
$\phi_{e,u,d}$	$d_{u,d,e}^{1-loop}, \tilde{d}_{u,d}^{1-loop}, C_{ff'}$	no
$\phi_{\mu,c,s}$	no	no
$\phi_{\tau,t,b}$	no	$d_{u,d,e}^{2-loop}(\tilde{t}, \tilde{b}, \tilde{\tau}), \tilde{d}_{u,d}^{2-loop}(\tilde{t}, \tilde{b}, \tilde{\tau}), d^{3G}$
$\phi_{1,2}$	$d_{u,d,e}^{1-loop}, \tilde{d}_{u,d}^{1-loop}, C_{ff'}$	$d_{u,d,e}^{2-loop}(\chi^{\pm,0})$
ϕ_3	$d_{u,d}^{1-loop}, \tilde{d}_{u,d}^{1-loop}, C_{ff'}$	d^{3G}

to new sources of CP or flavor violation, or both. Although EDMs could, in principle, be induced by all CP-violating parameters including both flavor-conserving and flavor-violating ones, they are most sensitive to flavor-conserving CP-violating phases, including those associated with the bilinear coupling b and Higgsino mass term μ in the Higgs-Higgsino sector, the soft-supersymmetry breaking Majorana masses M_1 , M_2 , and M_3 in the gaugino sector, and the trilinear couplings A_f in the sfermion sector.

This notwithstanding, not all the new CP violating phases appearing in the MSSM are physical. In fact, there exist two transformations that can be employed to rotate away two phases [50]. We choose a convention where μ and b are real, and the remaining phases mentioned above are all physical. In particular, the physical phases include the phases $\phi_{1,2,3}$ of the gaugino masses $M_{1,2,3}$, and the phases $\phi_{u,d,e}$, $\phi_{c,s,\mu}$, and $\phi_{t,b,\tau}$ of the sfermion trilinear couplings $A_{u,d,e}$, $A_{c,s,\mu}$, and $A_{t,b,\tau}$, respectively. As shown in Table I, these phases play different roles in generating various CP-odd operators, including the electron EDM d_e , quark EDM d_q and Chromo-EDM \tilde{d}_q , the Weinberg 3-gluon operator d^{3G} , and the 4-fermion CP-odd operator $C_{ff'}$ ⁷. These CP-odd operators are responsible for the EDMs of the neutron, as well as of that of the Thallium and Mercury atoms, as summarized in Table II. In particular, in the MSSM the Thallium EDM is dominated by the electron EDM operator d_e , and possibly by the four-fermion operator $C_{ff'}$ if $\tan\beta > 30$ [42]; the neutron EDM, which we compute here using QCD sum rule results [45], mainly stems from the EDM and chromo-EDM operators of the u and d quarks, $d_{u,d}$ and $\tilde{d}_{u,d}$, and from the 3-gluon term d^{3G} ; lastly, the Mercury EDM is generated primarily by the chromo-EDM operators $\tilde{d}_{u,d}$ [19]. A combination of Table I and Table II provides information on how each CP-violating phase is constrained by which experimental EDM bound.

Among all contributions, some of the dominant ones stem from the one-loop induced EDM and Chromo-EDM operators d_e , $d_{u,d}$, and $\tilde{d}_{u,d}$. These contributions always involve the first-two generations of sleptons and squarks, and therefore are asymptotically suppressed in the limit where these scalar fermions are very heavy [51]. Obviously, the effect of the CP-violating phases $\phi_u, \phi_d, \phi_s, \phi_c, \phi_e, \phi_\mu$ from the first-two generations sfermions are completely suppressed in this situation, and would not show up in any other observable signature. In contrast, the effects of other phases, including $\phi_{1,2,3}$ in the gaugino sector and $\phi_t, \phi_b, \phi_\tau$ in the third-generation sfermion sector (thanks to larger Yukawa couplings), are not as strongly suppressed in the decoupling limit of heavy first and second generation sfermions, and they might induce interesting effects that could manifest themselves at colliders or in other experiments sensitive to CP violation.

With these considerations in mind, we study cases where the sfermion masses for the first two generations are either light or heavy. For each case, we explore in detail the mass- and $\tan\beta$ -dependence of the EDM bounds on each individual phase. We choose a set of mass

TABLE II: Summary of relevant CP-odd operators of neutron, Thallium, and Mercury atom EDMs.

d_n	d_{Tl}	d_{Hg}
$d_{u,d}, \tilde{d}_{u,d}, d^{3G}, C_{ff'}$	$d_e, C_{ff'}$	$d_e, \tilde{d}_{u,d}, C_{ff'}$

⁷ For the specific form of each of these operators, see, *e.g.* Refs. [29].

parameters corresponding to a light spectrum as the reference point (we call this “Case I”); we then study the effect on the constraints as the relevant mass scales increase (the limiting case is indicated as “Case II”). The reference values we choose for the relevant supersymmetric parameters $M_{1,2,3}$, μ , A_f of all flavors f , the charged Higgs mass M_{H^\pm} , and the third generation sfermion masses m_{L_3, R_3} in both cases are as follows:

$$\begin{aligned} |M_1| &= 150 \text{ GeV}, |M_2| = 250 \text{ GeV}, |M_3| = 550 \text{ GeV}, \\ |\mu| &= 225 \text{ GeV}, |A_f| = 175 \text{ GeV}, M_{H^\pm} = 500 \text{ GeV}, \\ m_{L_3} &= m_{R_3} = 200 \text{ GeV}, \end{aligned} \tag{2}$$

We set the first-two generation sfermion masses, in the two cases, to:

$$\text{CASE I : } m_{L_{1,2}} = m_{R_{1,2}} = 200 \text{ GeV}, \tag{3}$$

$$\text{CASE II : } m_{L_{1,2}} = m_{R_{1,2}} = 10 \text{ TeV}. \tag{4}$$

In the study of each phase, we look at how EDM constraints are affected by changes in the relevant mass scale, keeping all other masses set to their reference values.

III. DETAILED ANALYSIS

In the present study, we classify the MSSM CP-violating phases under consideration into two groups,

- (i) phases in the higgsino-gaugino sector: ϕ_1 , ϕ_2 , and ϕ_3 , and
- (ii) phases in the sfermion sector: ϕ_u , ϕ_d , ϕ_e , ϕ_c , ϕ_s , ϕ_μ , ϕ_t , ϕ_b , ϕ_τ ,

and we study the two groups of phases individually.

A. Phases in the higgsino-gaugino sector: ϕ_1 , ϕ_2 , and ϕ_3

These three phases contribute to the EDM and Chromo-EDM operators both at the one- and two-loop level; we therefore discuss here the constraints on them for both cases: (I) with light and (II) with heavy first-two sfermion generations.

Light sfermions

In the case where the first-two generation sfermions are light and one-loop EDMs and Chromo-EDMs are not suppressed, the phases ϕ_1 and ϕ_2 induce contributions to d_e , while $\phi_{1,2,3}$ generate $(d_{u,d}, \tilde{d}_{u,d})$, and the four-fermion CP-odd operators $C_{ff'}$. In addition, ϕ_3 also induces a non-zero contribution to the 3-gluon operator d^{3G} at two-loop order [53]

We find that as far as the constraints on ϕ_1 are concerned, the Mercury EDM, with its newest experimental bound, puts much more stringent bounds – namely by a factor of 10 or more on most of the parameter space we consider – than those from the neutron and Thallium EDM limits. We illustrate the resulting limits in Figure 1, top panels. For the phase ϕ_2 , instead, the Mercury EDM puts less stringent limits, by a factor of a few, than the current Thallium and neutron EDM bounds, illustrated in Figure 1, middle panels. We

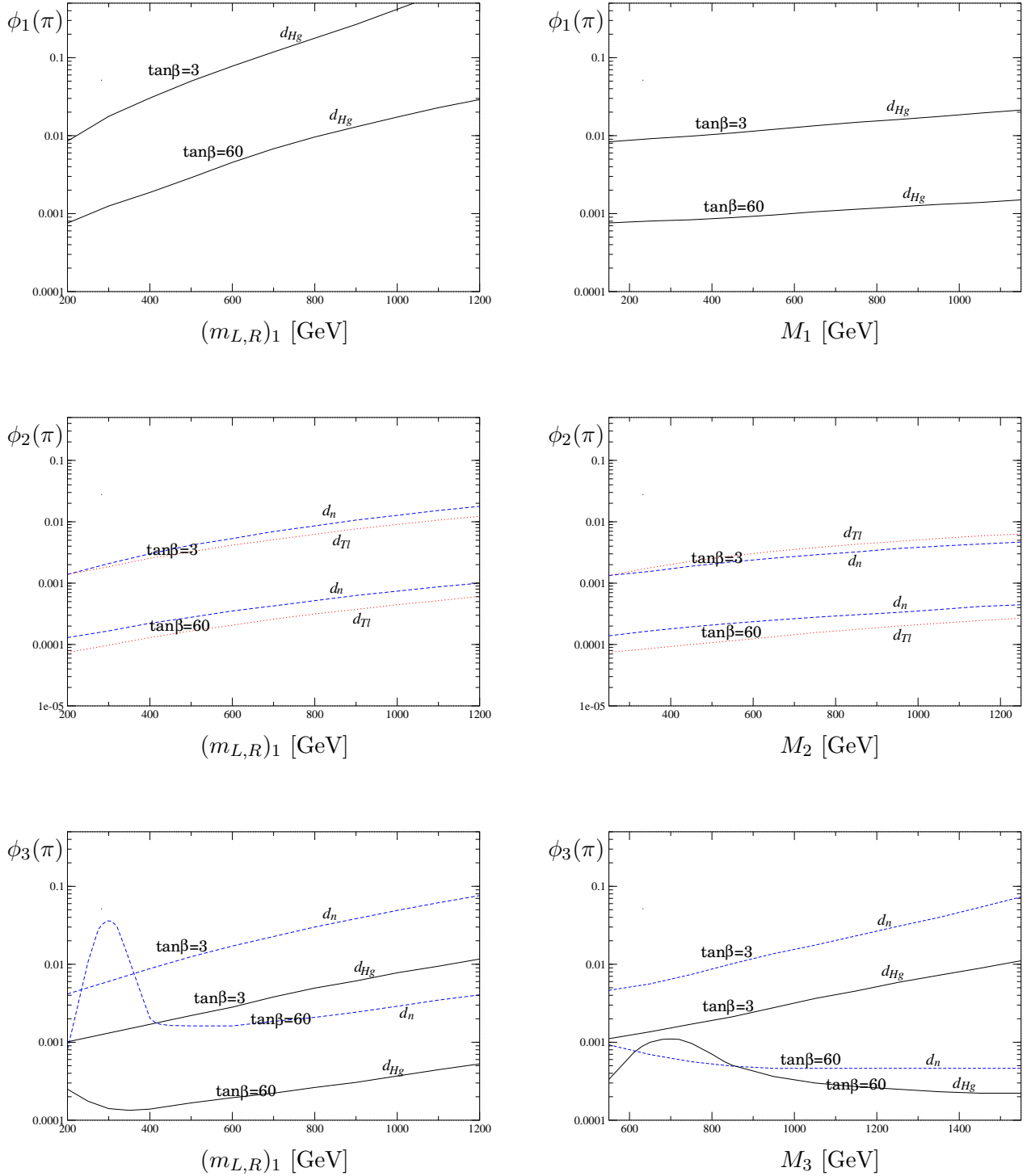


FIG. 1: Constraints on the CP violating phases ϕ_1 , ϕ_2 and ϕ_3 (from top to bottom) versus $(m_{L,R})_1$ (left panels) and versus $M_{1, 2, 3}$ (right panels) from experimental limits on the Mercury (black solid lines), Tallium (red dotted) and neutron (blue dashed) EDMs, in the case of light first-two generations of sfermions (*case I*, see Eq. 3).

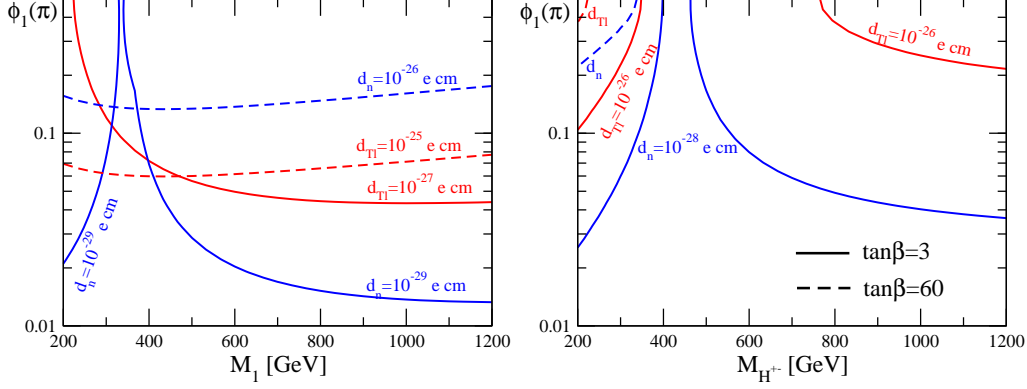


FIG. 2: Curves of constant values for the Thallium (red) and neutron (blue) EDM as a function of M_1 and M_{H^\pm} in the case of heavy first-two generations of sfermions (*case II*) as in Eq. 4. Because current EDM limits do not constrain ϕ_1 in this case, curves correspond to representative future EDM sensitivities. Solid and dashed curves correspond, respectively, to $\tan\beta = 3$ and 60.

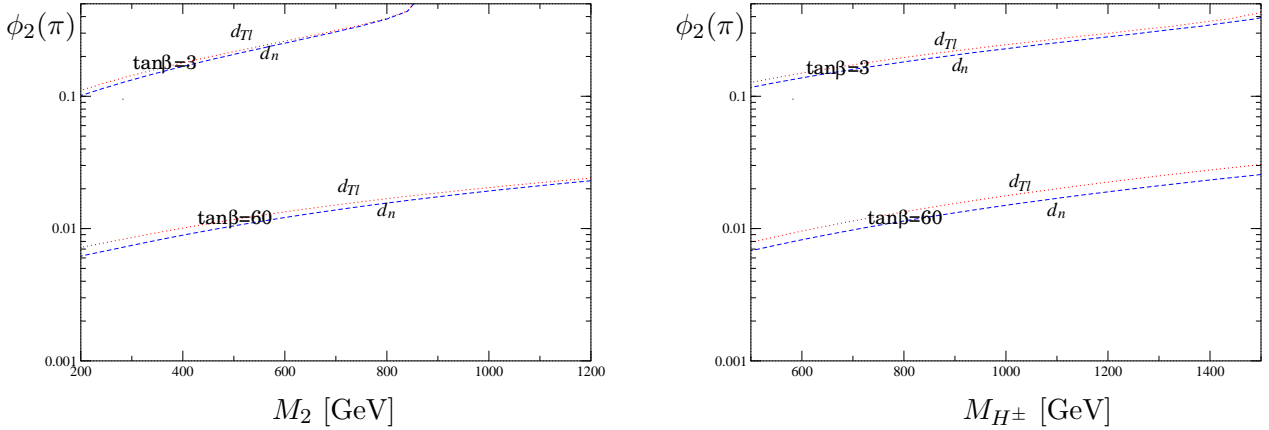


FIG. 3: The M_2 - and M_{H^\pm} - dependent constraints on ϕ_2 from neutron and Thallium EDMs in the case of heavy first-two generations of sfermions (*case II*) as in Eq. 4.

find that this is due to the cancellation of ϕ_2 contributions to the electron EDM and quark chromo-EDMs that generate Mercury EDM. In fact, in a different mass region where the cancellation is not significant, the Mercury EDM constraint on ϕ_2 may be comparable or even stronger than the current Thallium and neutron EDM bounds. For ϕ_3 , the new Mercury EDM bound puts a stronger constraint than the neutron EDM bound, while the current Thallium EDM bound is not stringent enough to put any constraint on ϕ_3 , due to suppressed contributions from $C_{ff'}$ (see Figure 1, lower panels).

Our results as a function of the relevant mass scales are summarized in Figure 1. In the upper panels, we show how the Mercury EDM constraint on ϕ_1 depends on $\tan\beta$ (set to 3 and to 60 in the upper and lower curves, respectively) and on the relevant mass scales ($(m_{L,R})_1$ (left panel) and M_1 (right panel)). The most important impact of ϕ_1 on the Mercury EDM is through the neutralino one-loop contribution to the quark Chromo-EDM $\tilde{d}_{u,d}^{\chi^0}$, where the external gluon is only attached to squarks in the loop. In this case, the dependence on

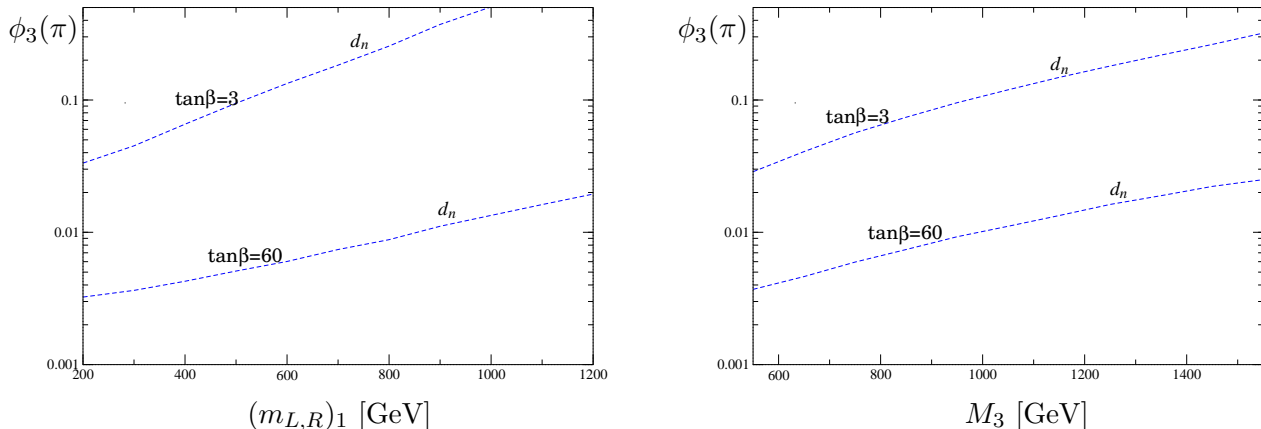


FIG. 4: The $(m_{L,R})_3$ - and M_3 - dependent constraints on ϕ_3 from neutron EDMs in the case of heavy first-two generations of sfermions (*case II*) as in Eq. 4.

the sfermion and gaugino masses are somewhat non-trivial: The allowed values for ϕ_1 grow quickly with increasing $(m_{L,R})_1$ (left panel), but rather slowly with increasing M_1 (right panel). As $(m_{L,R})_1$ increases to 1.2 TeV, ϕ_1 can be as large as $\pi/2(0.03\pi)$ for $\tan\beta = 3(60)$, indicating that a larger value for ϕ_1 is allowed for smaller $\tan\beta$ when the one-loop contributions dominate.

In the two middle panels of Fig. 1, we show how the neutron (blue dashed lines) and the Thallium (red dotted lines) EDM constraints on ϕ_2 depend on $\tan\beta$ and on the relevant mass scales $(m_{L,R})_1$ and M_2 . We notice that the current neutron and Thallium EDM bounds put comparable constraints on the wino phase ϕ_2 . The most important contributions from ϕ_2 to the neutron and Thallium EDMs are through the chargino one-loop contribution to quark and electron EDMs $d_{u,d,e}^{X\pm}$, where the external photon is attached to both sfermions and charginos in the loop. In this case, the dependence on the sfermion and gaugino masses resemble the case of the neutralino loop. A comparison of the left and right panels shows that the allowed values of ϕ_2 grows a little faster with increasing $(m_{L,R})_1$ than with increasing M_2 . For $\tan\beta = 3(60)$, the phase ϕ_2 is allowed to be within $10^{-2}\pi(0.6 \times 10^{-3}\pi)$ for $(m_{L,R})_1$ up to 1.2 TeV, and $0.5 \times 10^{-2}\pi(0.3 \times 10^{-3}\pi)$ for M_2 up to 1.25 TeV.

In the lower panels of Fig. 1, we finally show how the constraints on ϕ_3 depend on $\tan\beta$ and relevant mass scales $(m_{L,R})_1$ (left) and M_3 (right). The black line indicates the Mercury EDM constraint, while the blue dashed line refers to the neutron EDM. We observe that the constraints on ϕ_3 do not monotonically increase with mass scales, due to non-trivial cancellations among $\tilde{d}_{u,d}$, $d_{u,d}$, and d^{3G} in their contributions to the neutron EDM, and to cancellations among different contributions to $\tilde{d}_{u,d}$, which dominate the Mercury EDM. However, there is no common region where both the neutron and the Mercury EDM constraints are suppressed; hence, the cancellations among various ϕ_3 -dependent contributions never open a region in this portion of parameter space region where this CP-violating phase can be large, independent of the values of the other phases. For $\tan\beta = 3(60)$, the phase ϕ_3 is allowed to be within $10^{-2}\pi(0.5 \times 10^{-3}\pi)$ for $(m_{L,R})_1$ up to 1.2 TeV, and $10^{-2}\pi(0.2 \times 10^{-3}\pi)$ for M_3 up to 1.55 TeV.

Heavy sfermions

In the case where the first-two generations of sfermions are heavy (case II), and therefore the one-loop EDMs and Chromo-EDMs are suppressed, the gaugino phases ϕ_1 and ϕ_2 still induce a non-vanishing 4-fermion CP-odd operator $C_{ff'}$ due to loop-induced mixing between the CP-even and CP-odd Higgses that are exchanged between the fermions. In addition, ϕ_1 and ϕ_2 induce d_e and $d_{u,d}$ at the two-loop level, while ϕ_3 induces 3-gluon operator d^{3G} and Chromo-EDM $\tilde{d}_{u,d}$ at the two-loop level.

Fig. 2 shows that in case II (heavy sfermions) the phase ϕ_1 is not constrained by current EDM bounds at all. This has important consequences for scenarios where the baryon asymmetry in the universe is generated via the mechanism of electroweak baryogenesis: a non-vanishing and large enough ϕ_1 can generate the observed baryon asymmetry via the bino-driven scenario in the context of electroweak baryogenesis, even if $\phi_2 = 0$ [4]. In Fig. 2, where we set $\phi_2 = 0$, we show contours of constant values for the neutron and Thallium EDMs that are below the current bounds, at $\tan\beta = 3$ and 60. Notice that, in contrast to the situation for $\tan\beta = 60$, at $\tan\beta = 3$ cancellations occur between the WW and the $W^\pm H^\mp$ contributions, the only non-vanishing graphs for $\phi_2 = 0$ [43]. In particular, Ref. [43] pointed out that these two contributions have opposite signs, and if $\tan\beta$ has a value such that the two are comparable, then cancellations are possible, and indeed they occur for $M_1 \sim 320$ GeV and for $m_H \sim 420$ GeV in our setup, as shown in Fig. 2. Similar cancellations do not take place at large $\tan\beta$, where the $W^\pm H^\mp$ contribution dominates.

If instead the wino phase ϕ_2 is non-vanishing (Fig. 3), two-loop contributions are much larger (see Ref. [43] for a discussion on what makes wino-driven two-loop EDMs typically a factor of 50-100 larger than bino-driven ones). Specifically, with our choice of parameters, the limits on ϕ_2 as a function of M_2 from the EDM bounds of Thallium atom and neutron range from 0.006π for small $M_2 = 200$ GeV up to 0.02π for $M_2 \sim 1$ TeV. A similar dependence is found for the second mass scale entering the two-loop contribution, namely the heavy Higgs sector, where we find that ϕ_2 must be smaller than 0.007π for small $m_{H^\pm} \sim 500$ GeV and than 0.03π for $m_{H^\pm} \sim 1500$ GeV.

In case II, the phase ϕ_3 induces EDMs of neutron, Thallium, and Mercury. Since it does not induce an electron EDM d_e , its contribution to Thallium EDM is highly suppressed. The phase ϕ_3 could induce sizable Mercury EDM through generating $\tilde{d}_{u,d}$ at two-loop. However, the most stringent constraint comes from the current neutron EDM bound. In Fig. 4, we show how the constraint on ϕ_3 from neutron EDM bound depends on $\tan\beta$ and relevant mass scales $(m_{L,R})_3$ and M_3 . We observe that for $\tan\beta = 3(60)$, the ϕ_3 is allowed to be as large as $\pi/2(0.02\pi)$ for $(m_{L,R})_1$ as heavy as 1.2 TeV, and $0.3 \times \pi(0.02\pi)$ for $M_3 \leq 1.55$ TeV.

B. Phases in the Sfermion sector: $\phi_e, \phi_u, \phi_d, \phi_\mu, \phi_c, \phi_s, \phi_t, \phi_b, \phi_\tau$

We discuss here how CP violating phases in the sfermion sector are constrained generation by generation. The phases associated with the first sfermion generation, namely ϕ_e, ϕ_u and ϕ_d , yield significant contributions to the electron and u- and d-quark EDMs, as well as to the Chromo-EDM, all only at the one-loop level. Thus, we only discuss here the case where the first-two generations of sfermions are light (case I) as in the case where sfermions are heavy all of these contributions asymptotically vanish.

Besides contributions to the 4-fermion CP-odd operators $C_{ff'}$ which are in general small, the phase ϕ_e contributes to the electron EDM, and is therefore constrained by the Thallium

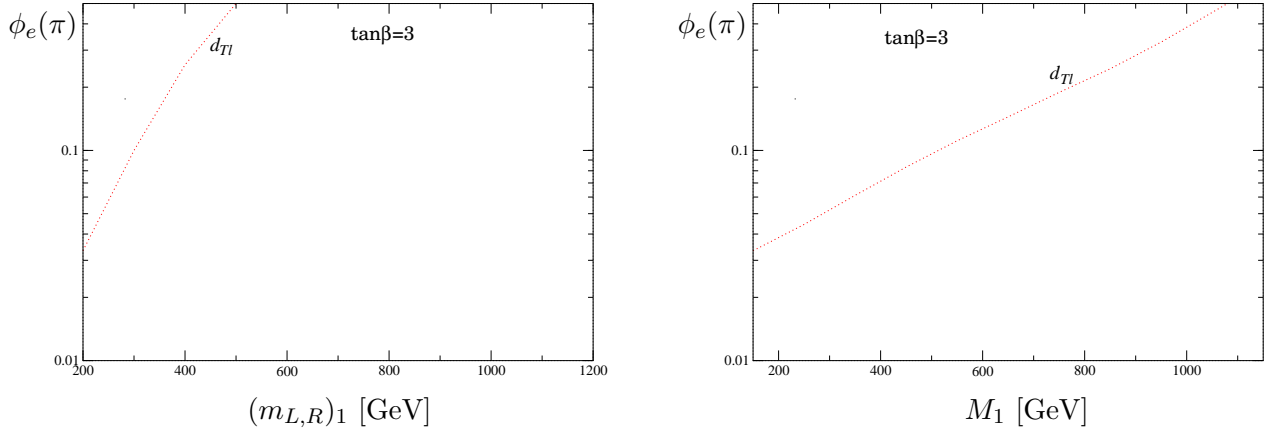


FIG. 5: The $(m_{L,R})_1$ - and M_1 - dependent constraints on ϕ_e from Thallium EDM in the case with light first-two generations of sfermions as in Eq. 3. The $\tan\beta = 3$ is used in making the plot. The constraints corresponding to other values of $\tan\beta$ are not shown, as the $\tan\beta$ dependence is found to be rather weak.

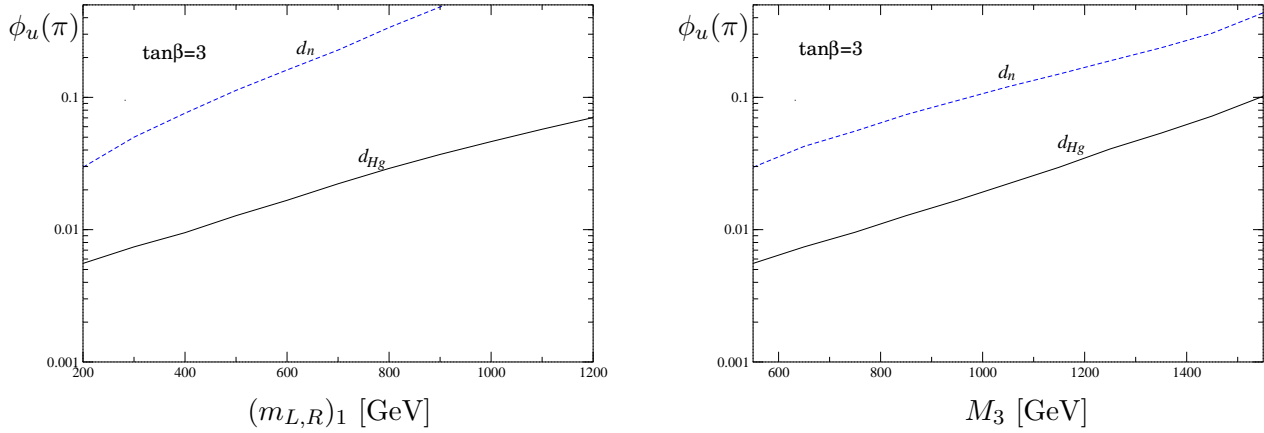


FIG. 6: The $(m_{L,R})_1$ - and M_3 - dependent constraints on ϕ_u from neutron and Mercury EDMs in the case with light first-two generations of sfermions as in Eq. 3. The $\tan\beta = 3$ is used in making the plot. The constraints corresponding to other values of $\tan\beta$ are not shown, as the $\tan\beta$ dependence is found to be rather weak.

EDM. The phases ϕ_u and ϕ_d contribute to the EDM and to the Chromo-EDM of quarks, and are therefore constrained by both the neutron and the Mercury EDMs. The relevant mass scales in these one-loop contributions are $(m_{L,R})_1$ and $M_{1,2,3}$. However, since the one-loop contribution involving neutralinos dominates d_e , the constraint on ϕ_e depends mainly on $(m_{L,R})_1$ and M_1 . On the other hand, constraints on the squark CP violating phases ϕ_u and ϕ_d mainly depend on $(m_{L,R})_1$ and M_3 , since here the one-loop contribution involving gluinos dominates $d_{u,d}$ and $\tilde{d}_{u,d}$. The dependence on $\tan\beta$ is found to be rather weak.

As shown in Fig. 5, the allowed value of ϕ_e grows much faster with increasing $(m_{L,R})_1$

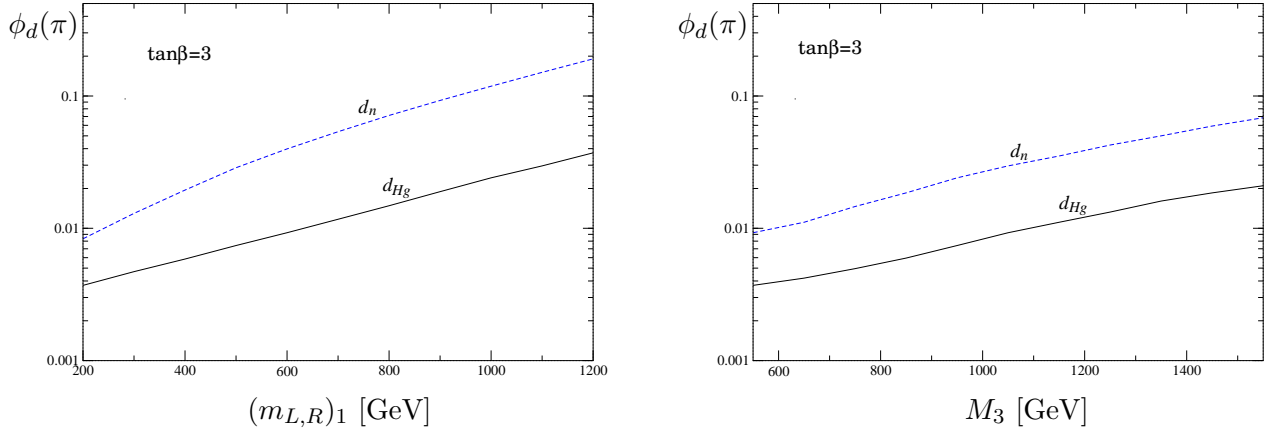


FIG. 7: The $(m_{L,R})_1$ - and M_3 - dependent constraints on ϕ_d from neutron and Mercury EDMs in the case with light first-two generations of sfermions as in Eq. 3. The $\tan\beta = 3$ is used in making the plot. The constraints corresponding to other values of $\tan\beta$ are not shown, as the $\tan\beta$ dependence is found to be rather weak.

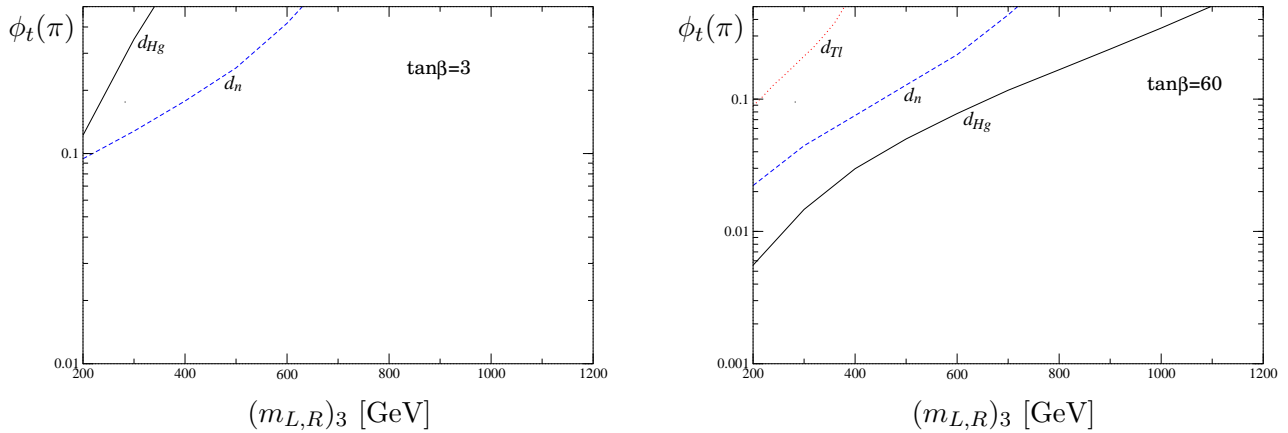


FIG. 8: The $(m_{L,R})_3$ -dependent constraints on ϕ_t from neutron, Thallium, and Mercury EDMs.

than M_1 , due to the dominant neutralino one-loop contribution. Constraints on this phase are rather weak and they reach $\pi/2$ for m_{L,R_1} of only 500 GeV, and for M_1 of 1.15 TeV.

As far as constraints on ϕ_u and ϕ_d are concerned, the new experimental limit on the Mercury EDM places a more stringent constraint (by a factor of a few) than the current neutron EDM bound. As shown in Figs. 6 and 7, which display the $(m_{L,R})_1$ - and M_3 -dependent constraints on ϕ_u and ϕ_d , respectively, the phase $\phi_u(\phi_d)$ is constrained to be $\leq 0.07\pi(0.04\pi)$ for $(m_{L,R})_1 \leq 1.2$ TeV, and $0.1\pi(0.02\pi)$ for $M_3 \leq 1.55$ TeV.

The phases associated with the third generation sfermions ϕ_t , ϕ_b , and ϕ_τ do not directly induce an electron or quark EDM, or a Chromo-EDM at the one-loop level, and therefore there is no difference here between the case with light and heavy first-two generations of sfermions. The third generation CP violating squark phases contribute to the electron and

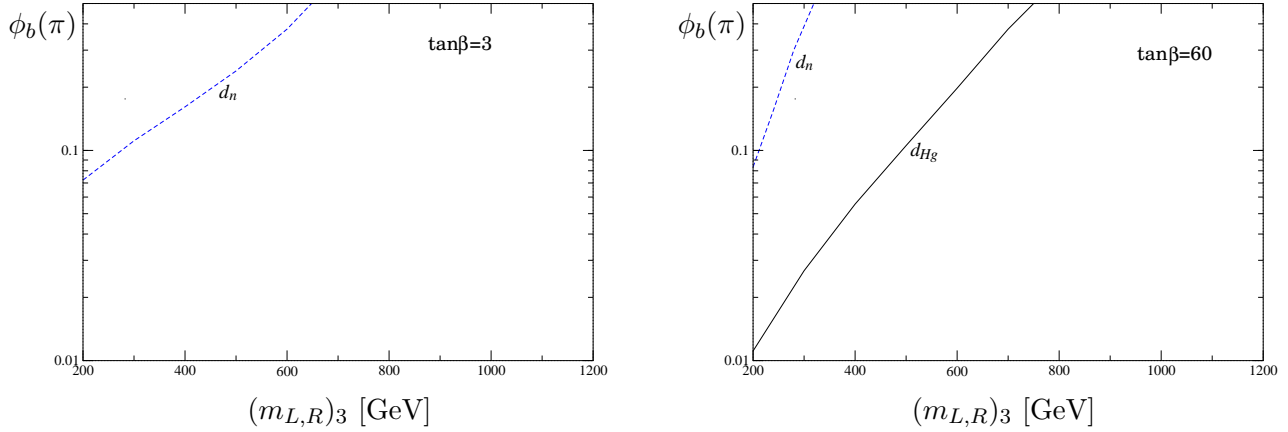


FIG. 9: The $(m_{L,R})_3$ -dependent constraints on ϕ_b from neutron and Mercury EDMs.

to the quark EDMs, Chromo-EDM s, 3-gluon operator, and 4-fermion operators at the two-loop level, and they all induce contributions to the EDMs of the neutron, Thallium and Mercury atoms. Our numerical study indicates that the current Thallium EDM bound is in general weaker than neutron and Mercury EDM bounds in constraining ϕ_t , and does not put any constraint on ϕ_b . The relative strength of the neutron and Mercury EDM bounds

TABLE III: Summary of how the CP-violating phases in MSSM are constrained by current EDM bounds of neutron, Thallium, and Mercury atom, for both case I (with light first-two generations of sfermions as in Eq. 3) and case II (with heavy first-two generations of sfermions as in Eq. 4). We refer as "weakly constrained" if the phase can reach $\pi/2$ with relevant mass scales within about 1 TeV, and "strongly constrained" otherwise.

phases	CASE I			CASE II		
	d_{Tl}	d_n	d_{Hg}	d_{Tl}	d_n	d_{Hg}
ϕ_1	weakly	weakly	weakly w. small $\tan\beta$	not	not	not
ϕ_2	strongly	strongly	strongly	weakly w. small $\tan\beta$	weakly w. small $\tan\beta$	not
ϕ_3	not	strongly	strongly	not	weakly w. small $\tan\beta$	weakly
ϕ_e	weakly	not	not	not	not	not
ϕ_u	not	weakly	strongly	not	not	not
ϕ_d	not	strongly	strongly	not	not	not
ϕ_μ	not	not	not	not	not	not
ϕ_c	not	not	not	not	not	not
ϕ_s	not	not	not	not	not	not
ϕ_t	weakly	weakly	weakly	weakly	weakly	weakly
ϕ_b	not	weakly	weakly	not	weakly	weakly
ϕ_τ	not	not	not	not	not	not

on ϕ_t and ϕ_b depends on $\tan\beta$, which drives the relative size of the Yukawa couplings of the bottom and top quarks. As shown in Fig. 8, at small $\tan\beta$, the neutron EDM constraint is stronger than that of the Mercury EDM, while at large $\tan\beta$, the Mercury EDM constraint becomes dominant. The ϕ_t and ϕ_b are rather loosely bounded and can reach $\pi/2$ for $(m_{L,R})_3$ of a few hundred GeV. We find that the ϕ_τ phase is not constrained by current EDM bounds at all.

Similarly, we find that the CP violating phases in the second generation of sfermions ϕ_μ , ϕ_c , and ϕ_s are essentially unconstrained by experimental EDM limits.

C. Correlated constraints on the most strongly constrained phases ϕ_2 , ϕ_3 and $\phi_{u,d}$

We summarize how each phase is constrained by current EDM bounds in Table III. The table shows that more than one phase is strongly constrained in case I (light first generation sfermions). These phases include $\phi_{2,3}$ in the higgsino-gaugino sector, and $\phi_{u,d}$ in the squark sector. In the following, we study the EDM constraints on the parameter space defined by pairs of such CP violating phases. For simplicity, we tie $\phi_{u,d}$ together, but keep ϕ_2 and ϕ_3 as independent. For each of the three combinations of phases (ϕ_2, ϕ_3) , $(\phi_2, \phi_{u,d})$, and $(\phi_3, \phi_{u,d})$, we perform χ^2 analysis and determine the region satisfying the combined neutron, Thallium, and Mercury EDM bounds at 95% c.l., for $\tan\beta = 3$ and 60, and $(m_{L,R})_1 = 200, 500$ and 1000 GeV.

As shown in Fig. 10, the allowed region for phases grows with the increase in mass scales in most cases. The only exception is the ϕ_3 with large $\tan\beta$ (lower right panel of Fig. 10), which is due to the non-monotonic behavior shown in Fig. 1, lower panels.

The correlation between constraints on ϕ_3 and $\phi_{u,d}$ (lower panels of Fig. 10) is the strongest, since both of them are dominantly constrained by the same bound, namely that from the Mercury EDM. On the other hand, the correlation between (ϕ_2, ϕ_3) (Fig. 10 upper panels) and $(\phi_2, \phi_{u,d})$ (Fig. 10 middle panels) are rather weak, because ϕ_2 is constrained by different bounds – neutron and Thallium EDMs.

As a final illustration of the impact of the EDM constraints, we show in Table IV the combined bounds (at 95% c.l.) on all the three phases $(\phi_2, \phi_3, \phi_{u,d})$ implied by the current EDM experimental limits. For purposes of comparison, we also show the impact of (a) the reduction in the Mercury EDM bound compared to the previous result ($d_{\text{Hg}}^{\text{previous}} = 2 \times 10^{-28} \text{ ecm}(95\% \text{ c. l.})$) (see Table V); (b) a neutron EDM bound that is 100 times more stringent than the present limit, keeping all other EDM limits as at present (VI); and (c)

TABLE IV: Summary of the combined bounds at 95% c.l. on three phases $(\phi_2, \phi_3, \phi_{u,d})$ for $\tan\beta = 3, 60$ and $(m_{L,R})_1 = 200, 500, \text{ and } 1000$ GeV, using current experimental limits of neutron, Thallium, and Mercury EDMs as in Eq. (1).

$\tan\beta$	3			60		
$(m_{L,R})_1$	200 GeV	500 GeV	1000 GeV	200 GeV	500 GeV	1000 GeV
$ \phi_2 $	$< 2.1 \times 10^{-3}$	$< 5.0 \times 10^{-3}$	$< 1.5 \times 10^{-2}$	$< 9.3 \times 10^{-5}$	$< 2.5 \times 10^{-4}$	$< 6.9 \times 10^{-4}$
$ \phi_3 $	$< 2.8 \times 10^{-3}$	$< 9.7 \times 10^{-3}$	$< 2.8 \times 10^{-2}$	$< 3.1 \times 10^{-4}$	$< 4.2 \times 10^{-4}$	$< 1.5 \times 10^{-3}$
$ \phi_{u,d} $	$< 1.8 \times 10^{-2}$	$< 6.0 \times 10^{-2}$	< 0.17	$< 1.7 \times 10^{-2}$	$< 5.6 \times 10^{-2}$	< 0.21

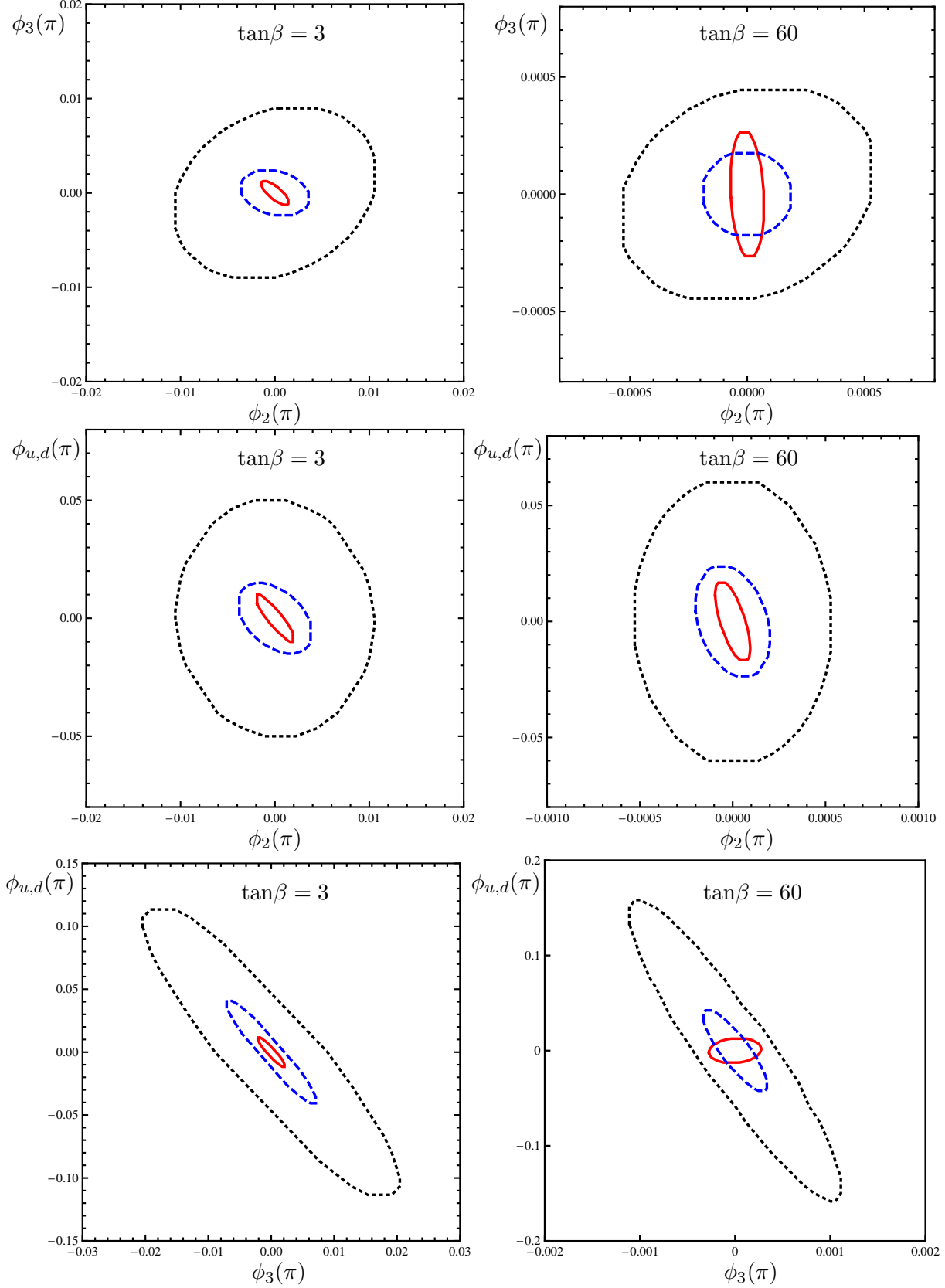


FIG. 10: The correlated constraints on ϕ_2 and ϕ_3 (upper panels), $\phi_{u,d}$ (middle panels) and on ϕ_3 and $\phi_{u,d}$ (lower panels), for $\tan\beta = 3, 60$ and $(m_{L,R})_1 = 200$ GeV (red solid line), 500 GeV (blue dashed line), and 1000 GeV (black dotted line). Points inside the curve satisfy the 95% c.l. of the neutron, Thallium, and Mercury EDM bounds.

a similar improvement in the Thallium limit, keeping the neutron and Mercury limits as at present (VII).

The bounds on phases ($\phi_2, \phi_3, \phi_{u,d}$) from the combined 3-phase χ^2 analysis, as shown in Table IV, are in fact rather close to the bounds from the combined 2-phase χ^2 analysis, for ϕ_2 shown in the upper and middle panels of Fig. 10, and for ϕ_3 and $\phi_{u,d}$ shown in the lower panel of Fig. 10, simply because a strong correlation only exists between ϕ_3 and $\phi_{u,d}$, and because the inclusion of ϕ_2 does not substantially alter this correlation.

TABLE V: Summary of the combined bounds at 95% c.l. on three phases ($\phi_2, \phi_3, \phi_{u,d}$) for $\tan\beta = 3, 60$ and $(m_{L,R})_1 = 200, 500, \text{ and } 1000$ GeV, using current experimental limits of neutron, Thallium EDMs as in Eq. (1), and previous limits of Mercury EDM $d_{\text{Hg}}^{\text{previous}} = 2 \times 10^{-28} \text{ ecm}$ (95% c. l.)[52].

$\tan\beta$	3			60		
$(m_{L,R})_1$	200 GeV	500 GeV	1000 GeV	200 GeV	500 GeV	1000 GeV
$ \phi_2 $	$< 2.1 \times 10^{-3}$	$< 5.0 \times 10^{-3}$	$< 1.5 \times 10^{-2}$	$< 9.2 \times 10^{-5}$	$< 2.5 \times 10^{-4}$	$< 6.9 \times 10^{-4}$
$ \phi_3 $	$< 8.7 \times 10^{-3}$	$< 2.3 \times 10^{-2}$	$< 6.1 \times 10^{-2}$	$< 1.9 \times 10^{-3}$	$< 1.5 \times 10^{-3}$	$< 3.6 \times 10^{-3}$
$ \phi_{u,d} $	$< 2.3 \times 10^{-2}$	$< 6.6 \times 10^{-2}$	< 0.18	$< 2.8 \times 10^{-2}$	$< 5.6 \times 10^{-2}$	< 0.23

TABLE VI: Summary of the combined bounds at 95% c.l. on three phases ($\phi_2, \phi_3, \phi_{u,d}$) for $\tan\beta = 3, 60$ and $(m_{L,R})_1 = 200, 500, \text{ and } 1000$ GeV, using current experimental limits of Thallium and Mercury EDMs as in Eq. (1), and future possible improved neutron EDM limit $d_n^{\text{future}} = 2.9 \times 10^{-28} \text{ ecm}$ (90% c. l.).

$\tan\beta$	3			60		
$(m_{L,R})_1$	200 GeV	500 GeV	1000 GeV	200 GeV	500 GeV	1000 GeV
$ \phi_2 $	$< 2.1 \times 10^{-3}$	$< 4.4 \times 10^{-3}$	$< 1.3 \times 10^{-2}$	$< 3.6 \times 10^{-5}$	$< 2.2 \times 10^{-4}$	$< 5.6 \times 10^{-4}$
$ \phi_3 $	$< 7.4 \times 10^{-4}$	$< 6.1 \times 10^{-3}$	$< 1.9 \times 10^{-2}$	$< 2.8 \times 10^{-4}$	$< 2.8 \times 10^{-4}$	$< 7.4 \times 10^{-4}$
$ \phi_{u,d} $	$< 1.2 \times 10^{-2}$	$< 3.0 \times 10^{-2}$	$< 7.8 \times 10^{-2}$	$< 6.0 \times 10^{-3}$	$< 2.2 \times 10^{-2}$	$< 7.6 \times 10^{-2}$

TABLE VII: Summary of the combined bounds at 95% c.l. on three phases ($\phi_2, \phi_3, \phi_{u,d}$) for $\tan\beta = 3, 60$ and $(m_{L,R})_1 = 200, 500, \text{ and } 1000$ GeV, using current experimental limits of neutron and Mercury EDMs as in Eq. (1), and future possible improved Thallium EDM limit $d_{\text{Tl}}^{\text{future}} = 9.0 \times 10^{-27} \text{ ecm}$ (90% c. l.).

$\tan\beta$	3			60		
$(m_{L,R})_1$	200 GeV	500 GeV	1000 GeV	200 GeV	500 GeV	1000 GeV
$ \phi_2 $	$< 2.1 \times 10^{-5}$	$< 5.2 \times 10^{-5}$	$< 1.7 \times 10^{-4}$	$< 9.3 \times 10^{-7}$	$< 2.5 \times 10^{-6}$	$< 7.6 \times 10^{-6}$
$ \phi_3 $	$< 2.8 \times 10^{-3}$	$< 7.8 \times 10^{-3}$	$< 2.2 \times 10^{-2}$	$< 3.1 \times 10^{-4}$	$< 3.8 \times 10^{-4}$	$< 1.2 \times 10^{-3}$
$ \phi_{u,d} $	$< 1.5 \times 10^{-2}$	$< 4.6 \times 10^{-2}$	< 0.13	$< 1.5 \times 10^{-2}$	$< 5.0 \times 10^{-2}$	< 0.19

Comparing Table IV and V, we observe that the most significant impact of the recent update on Mercury EDM bound is on ϕ_3 , while there is no impact on ϕ_2 and only small impact on $\phi_{u,d}$. This can be understood by looking at Fig. 1 (middle and lower panels), 6, and 7. The most stringent bounds on ϕ_2 are from the Thallium and neutron EDMs. The most stringent bound on ϕ_3 is from the current Mercury EDM, and the second most stringent bound from neutron EDM is many times looser. The most stringent bound on ϕ_d is from the Mercury EDM bound, but the neutron EDM bound is rather close.

In principle, one might expect that the impact of future neutron EDM experiments would be apparent when comparing Table IV and VI. Assuming the neutron EDM limit becomes 100 times tighter than current one, the limits on all phases ϕ_2 , ϕ_3 , and $\phi_{u,d}$, however, would only change to be, at most, a few times smaller. This is because as the neutron EDM bound becomes the most stringent one for ϕ_2 , ϕ_3 , and $\phi_{u,d}$, strong correlations among all of these three phases emerge, making the limits on all of them much larger than when we consider limits on individual phases. This correlation arises from the presence of cancellations between various contributions associated with the different phases, a situation that has been noted previously in the literature (see, *e.g.*, Ref. [33]).

The correlations arising from this ‘‘cancellation mechanism’’ is most easily observed by considering the combined constraints on pairs of phases. To illustrate, we show in Fig. 11, the correlated constraints on (ϕ_2, ϕ_3) , $(\phi_2, \phi_{u,d})$, and $(\phi_3, \phi_{u,d})$, respectively, using a prospective future neutron EDM bound. Comparing with Fig. 10, we see that with a future neutron EDM bound that is 100 times tighter, the neutron EDM would become the dominant constraint. In such a case, the cancellation exists among all the phases ϕ_2 , ϕ_3 , and $\phi_{u,d}$, leading to a much narrower region for allowed phase values. We also note that the orientations of the 95 % C.L. ellipses involving ϕ_3 can differ from what appears in Fig. 10 since for the neutron, the constraints arise from the effects of *both* the quark EDMs and chromo-EDMs, in contrast to the situation for Mercury where the chromo-EDMs dominate. The relative importance of the d_q and \tilde{d}_q contributions to d_n can change with $m_{L,R}$, leading to changes in the orientation of the ellipses with the value of these mass parameters.

To assess the impact of the future Thallium EDM experiments, we compare Table IV with VII. Assuming the future Thallium EDM bound is 100 times tighter than current one, the limit on ϕ_2 would correspondingly shrink by approximately 100 times, while the limit on ϕ_3 and $\phi_{u,d}$ would not change much, indicating a 100 times tighter Thallium EDM bound would not be more stringent than current neutron and Mercury EDM bounds on constraining ϕ_3 and $\phi_{u,d}$.

D. Implication of loosely constrained phases on CP-violating and CP-conserving phenomenologies.

As the EDM sensitivities improve, the impact of the most strongly constrained phases on other observables will be reduced. On the other hand, the effects of the more loosely constrained phases may still be apparent. In the higgsino-gaugino sector, for example, the only loosely constrained phase is ϕ_1 (for relatively heavy first generation sfermions and small to moderate $\tan\beta$). This has important consequences in a rather wide range of phenomenological contexts, the most significant one being electroweak baryogenesis. A large ϕ_1 can generate a sizeable contribution to the baryon asymmetry via bino-driven electroweak baryogenesis scenario, while the other scenario (wino-driven), which depends on ϕ_2 , is highly constrained by current EDM bounds [4].

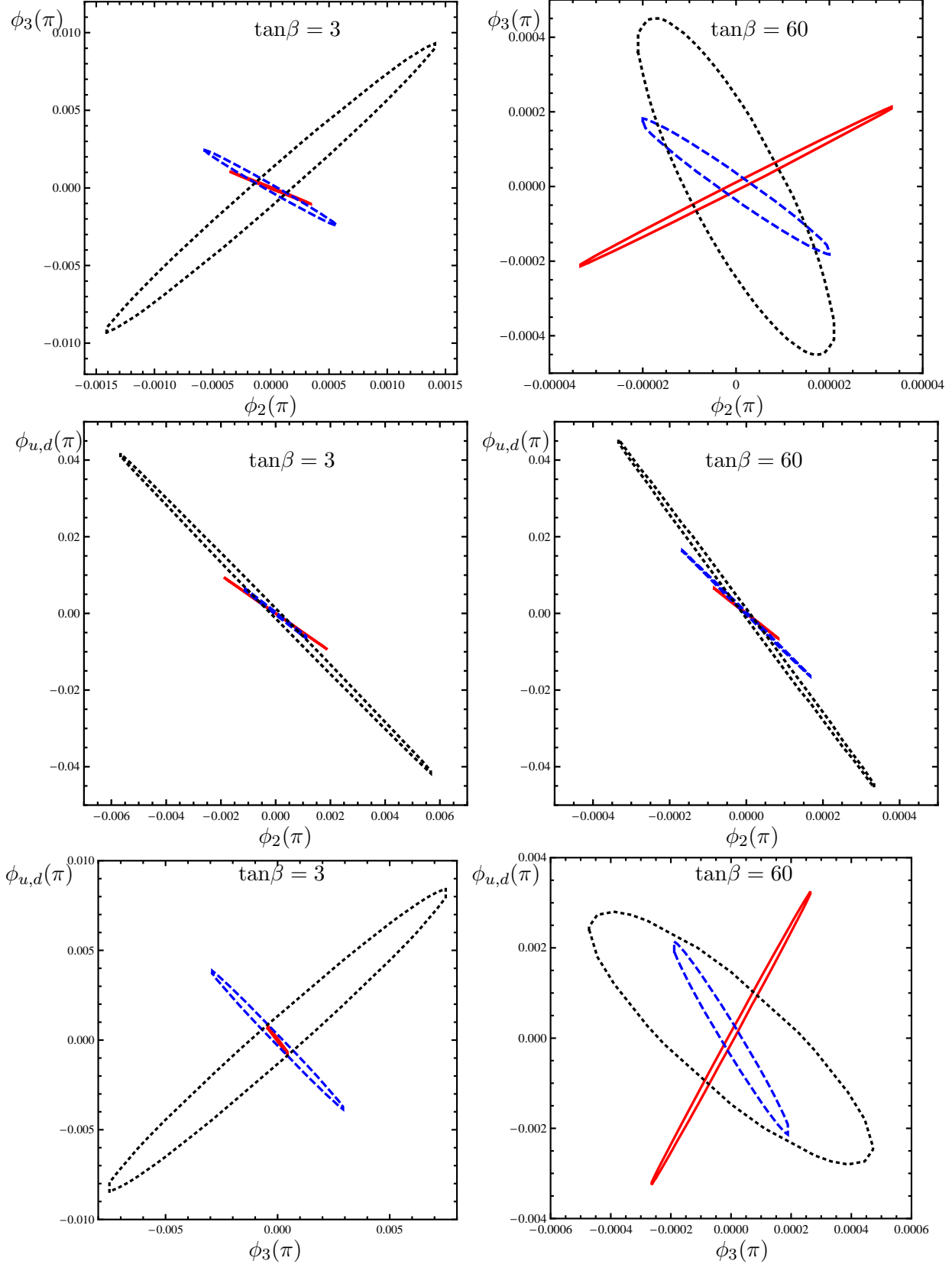


FIG. 11: The correlated constraints on ϕ_2 and ϕ_3 (upper panels), $\phi_{u,d}$ (middle panels) and on ϕ_3 and $\phi_{u,d}$ (lower panels), for $\tan\beta = 3, 60$ and $(m_{L,R})_1 = 200$ GeV (red solid line), 500 GeV (blue dashed line), and 1000 GeV (black dotted line). Points inside the curve satisfy the 95% c.l. of the future neutron EDM bound, and current Thallium and Mercury EDM bounds.

Moreover, this phase is in general present in processes involving neutralinos both on-shell and off-shell. Its effect shifts the neutralino mass spectrum and modify the couplings. Among CP-conserving quantities, it can lead to order one changes in the production rate, decay width, and branching ratios of neutralinos at colliders [8, 9]. It also modifies the relic density, as well as direct and indirect detection rate of neutralino dark matter [22]. For example, as shown in Ref. [22], the typical variations in the neutralino relic abundance from the ϕ_1 -dependence of couplings is about $\mathcal{O}(10 - 100\%)$.

A potentially more direct probe of ϕ_1 may be through its impact on CP-violating observables at both the LHC and a future linear collider. At the LHC, it contributes to the triple product $(\vec{p}_1 \times \vec{p}_2) \cdot \vec{p}_3$ associated with cascade decays of stops [5–7]

$$gg \rightarrow \tilde{t}_i \tilde{t}_i, \quad \tilde{t}_i \rightarrow t \chi_j^0, \quad \chi_j^0 \rightarrow \chi_1^0 l^+ l^-, \quad (5)$$

where the \vec{p}_i are the momenta of final state charged particles in the decay chain of the stop. This observable is manifestly T-odd. If strong phases are negligible, then it can provide a probe of CPV. It is shown in Ref. [6] that, assuming an order one phase, the signal can be detected with $10^2 - 10^3$ identified events. At a future linear collider, it may contribute to the triple product $(\vec{p}_{l^+} \times \vec{p}_{l^-}) \cdot \vec{p}_{e^+}$ associated with neutralino production and subsequent leptonic decays [8–12]

$$e^+ e^- \rightarrow \chi_1^0 \chi_2^0, \quad \chi_2^0 \rightarrow \chi_1^0 l^+ l^-, \quad (6)$$

which is a genuine CP-odd observable. As shown in Ref. [12], the CP asymmetry in this process can reach 10% for some values of the mass and phase parameters. It also contributes to another triple-product $(\vec{p}_\tau \times \vec{p}_{e^+}) \cdot \vec{s}_\tau$, a T-odd observable that is constructed using the transverse polarization \vec{s}_τ of the τ^\pm in the neutralino two-body decay

$$e^+ e^- \rightarrow \chi_1^0 \chi_2^0, \quad \chi_2^0 \rightarrow \tilde{\tau}^\pm \tau^\mp. \quad (7)$$

This correlation has been studied in Ref. [13], where it is shown that the corresponding asymmetry can reach values up to 60%.

Finally, an off-shell neutralino in loop can in principle generate CP-odd observables in B-meson decays. However, the neutralino contributions is in most cases subdominant compared to other contributions involving gluinos and charginos [14].

Among all the loosely constrained phases $\phi_{e,\mu,\tau}$ in the slepton sector and $\phi_{c,s,t,b}$ in the squark sector, the implication of the third-generation phases ϕ_τ and $\phi_{t,b}$ are most interesting. The phase ϕ_τ contributes to the aforementioned T-odd observable $(\vec{p}_\tau \times \vec{p}_{e^+}) \cdot \vec{s}_\tau$ in the process outlined in Eq. (7) [13]. The phase $\phi_{t,b}$ may generate sizable effect in B-meson physics, even though they are flavor-conserving by themselves. The flavor-violation can be either from within the SM (CKM quark mixing), or from beyond the SM (off-diagonal elements in squark mass matrices). For example, a large ϕ_t can generate sizable deviation from SM for $S_{\phi(\eta')K_S}$, and generate large CP asymmetries $A_{CP}(b \rightarrow s\gamma)$ in $b \rightarrow s\gamma$, through contributions involving charginos and charged-Higgs, where the flavor-violation comes from CKM mixing matrix [15]. On the other hand, a deviation from SM for $S_{\phi K_S}$ can also be generated by chirality-flipping LR and RL gluino contributions [16], which can be induced by a flavor-violating chirality-conserving mass insertion $(\delta_{LL,RR}^d)_{23}$ and a chirality-flipping CP-violating mass insertion associated with the ϕ_b : $(\delta_{LR,RL}^d)_{23}^{\text{induced}} = (\delta_{LL,RR}^d)_{23} \times m_b (A_b - \mu \tan\beta) / \tilde{m}^2$.

The phases $\phi_{t,b}$ also generate mixing between CP-even and CP-odd Higgses in MSSM, changing their mass spectrum and couplings [24], which has important consequences for

Higgs searches at the Tevatron and LHC [25]. As another example of their impact on CP-conserving observables, the large $\phi_{t,b}$ also changes the neutralino annihilation and scattering cross section and thus are important for relic density, as well as for direct and indirect detection rates for neutralino dark matter [23].

IV. CONCLUSIONS

In the present study, we analyzed the constraints from electric dipole moments on the size of CP-violating phases in the MSSM, utilizing the dominant one- and two-loop contributions. We introduced the 2LEDm numerical code, interfaced to CPSuperH2.0, that encompasses all these contributions. We pointed out that not all CP violating phases in the MSSM are constrained to be small by null results from EDM searches. Our results are summarized for the ease of the reader in Table III. We differentiate there between a case where the first generation sfermions are light, and one-loop contributions to EDMs are significant, and one where they are heavy and one-loop contributions to EDMs are consequently suppressed.

We find that in the gaugino sector, the “wino” phase ϕ_2 is fairly strongly constrained in both cases of light and heavy first generation sfermion masses $(m_{L,R})_1$, the “gluino” phase ϕ_3 is only strongly constrained in the case with light $(m_{L,R})_1$, and the “bino” phase ϕ_1 can be arbitrarily large in the case with heavy $(m_{L,R})_1$, and can be sizable with light $(m_{L,R})_1$ and small $\tan\beta$. We note that in earlier studies that employed a universality assumption ($\phi_1 = \phi_2 = \phi_3$) this difference in EDM sensitivities to the different CPV phases in the gauge-Higgs sector of the MSSM was not apparent.

Turning to sfermion CP violating phases, only the stop CP violating phase ϕ_t (and only more weakly ϕ_b) is marginally constrained in the limits of heavy first generation squarks and sleptons. For light first generation sfermions, rather stringent constraints arise for ϕ_d and for ϕ_u from the neutron and Mercury EDM bounds, and weak constraint for ϕ_e arises from the Thallium EDM limit. Virtually no constraint exists from EDMs on the CP violating phases for second and third generation leptons and for second generation squarks.

In summary, we showed in this paper that even in the absence of cancellations between contributions from different CP violating phases, null results on searches for the permanent EDM of the neutron and of atoms put constraints only on selected CP violating phases, leaving ample room for a rich phenomenology related to CP violation at colliders, B factories and dark matter searches.

Acknowledgements

M.J.R-M. thanks I. Rothstein for pointing out the recent CDF results. Y. Li thanks Xiangdong Ji for his hospitality at Shanghai Jiaotong University, where part of this work was completed. S.P. is partly supported by an Outstanding Junior Investigator Award from the US Department of Energy (DoE), Office of Science, High Energy Physics, and by DoE Contract DE-FG02-04ER41268, NSF Grant PHY-0757911 and a Faculty Research Grant from the University of California, Santa Cruz. Y. Li and M.J.R-M. were supported in part

- [1] T. Ibrahim and P. Nath, *Rev. Mod. Phys.* **80**, 577 (2008) [arXiv:0705.2008 [hep-ph]].
- [2] M. J. Ramsey-Musolf and S. Su, *Phys. Rept.* **456**, 1 (2008) [arXiv:hep-ph/0612057].
- [3] P. Huet and A. E. Nelson, *Phys. Rev. D* **53**, 4578 (1996) [arXiv:hep-ph/9506477].
M. S. Carena, M. Quiros, A. Riotto, I. Vilja and C. E. M. Wagner, *Nucl. Phys. B* **503**, 387 (1997) [arXiv:hep-ph/9702409].
J. M. Cline, M. Joyce and K. Kainulainen, *JHEP* **0007**, 018 (2000) [arXiv:hep-ph/0006119].
M. S. Carena, J. M. Moreno, M. Quiros, M. Seco and C. E. M. Wagner, *Nucl. Phys. B* **599**, 158 (2001) [arXiv:hep-ph/0011055].
C. Lee, V. Cirigliano and M. J. Ramsey-Musolf, *Phys. Rev. D* **71**, 075010 (2005) [arXiv:hep-ph/0412354].
C. Balazs, M. S. Carena, A. Menon, D. E. Morrissey and C. E. M. Wagner, *Phys. Rev. D* **71**, 075002 (2005) [arXiv:hep-ph/0412264].
V. Cirigliano, S. Profumo and M. J. Ramsey-Musolf, *JHEP* **0607**, 002 (2006) [arXiv:hep-ph/0603246].
V. Cirigliano, Y. Li, S. Profumo and M. J. Ramsey-Musolf, *JHEP* **1001**, 002 (2010) [arXiv:0910.4589 [hep-ph]].
- [4] Y. Li, S. Profumo and M. Ramsey-Musolf, *Phys. Lett. B* **673**, 95 (2009) [arXiv:0811.1987 [hep-ph]].
- [5] A. Bartl, E. Christova, K. Hohenwarter-Sodek and T. Kernreiter, *Phys. Rev. D* **70**, 095007 (2004) [arXiv:hep-ph/0409060].
- [6] P. Langacker, G. Paz, L. T. Wang and I. Yavin, *JHEP* **0707**, 055 (2007) [arXiv:hep-ph/0702068].
- [7] J. Ellis, F. Moortgat, G. Moortgat-Pick, J. M. Smillie and J. Tattersall, *Eur. Phys. J. C* **60**, 633 (2009) [arXiv:0809.1607 [hep-ph]].
- [8] S. Y. Choi, H. S. Song and W. Y. Song, *Phys. Rev. D* **61**, 075004 (2000) [arXiv:hep-ph/9907474].
- [9] V. D. Barger, T. Falk, T. Han, J. Jiang, T. Li and T. Plehn, *Phys. Rev. D* **64**, 056007 (2001) [arXiv:hep-ph/0101106].
- [10] Y. Kizukuri and N. Oshimo, *Phys. Lett. B* **249**, 449 (1990).
- [11] A. Bartl, H. Fraas, O. Kittel and W. Majerotto, *Phys. Rev. D* **69**, 035007 (2004) [arXiv:hep-ph/0308141].
- [12] A. Bartl, H. Fraas, S. Hesselbach, K. Hohenwarter-Sodek and G. A. Moortgat-Pick, *JHEP* **0408**, 038 (2004) [arXiv:hep-ph/0406190].
- [13] A. Bartl, T. Kernreiter and O. Kittel, *Phys. Lett. B* **578**, 341 (2004) [arXiv:hep-ph/0309340].
S. Y. Choi, M. Drees, B. Gaissmaier and J. Song, *Phys. Rev. D* **69**, 035008 (2004) [arXiv:hep-ph/0310284].
- [14] S. Bertolini, F. Borzumati, A. Masiero and G. Ridolfi, *Nucl. Phys. B* **353**, 591 (1991).
F. Gabbiani, E. Gabrielli, A. Masiero and L. Silvestrini, *Nucl. Phys. B* **477**, 321 (1996) [arXiv:hep-ph/9604387].
- [15] A. Bartl, T. Gajdosik, E. Lunghi, A. Masiero, W. Porod, H. Stremnitzer and O. Vives, *Phys. Rev. D* **64**, 076009 (2001) [arXiv:hep-ph/0103324].
W. Altmannshofer, A. J. Buras and P. Paradisi, *Phys. Lett. B* **669**, 239 (2008)

- [arXiv:0808.0707 [hep-ph]].
- [16] G. L. Kane, P. Ko, H. b. Wang, C. Kolda, J. h. Park and L. T. Wang, Phys. Rev. Lett. **90**, 141803 (2003) [arXiv:hep-ph/0304239].
- [17] V. M. Abazov *et al.* [The D0 Collaboration], arXiv:1005.2757 [hep-ex].
- [18] For preliminary 2010 CDF results, see *e.g.* talk by L. Oakes, given at FPCP meeting (May 2010): <http://agenda.infn.it/getFile.py/access?contribId=12&resId=0&materialId=slides&confId=2635>
- [19] M. Pospelov and A. Ritz, Annals Phys. **318**, 119 (2005) [arXiv:hep-ph/0504231].
- [20] O. Lebedev and M. Pospelov, Phys. Rev. Lett. **89**, 101801 (2002) [arXiv:hep-ph/0204359].
- [21] T. Falk, A. Ferstl and K. A. Olive, Phys. Rev. D **59**, 055009 (1999) [Erratum-ibid. D **60**, 119904 (1999)] [arXiv:hep-ph/9806413].
- T. Falk, A. Ferstl and K. A. Olive, Astropart. Phys. **13**, 301 (2000) [arXiv:hep-ph/9908311].
- [22] G. Belanger, F. Boudjema, S. Kraml, A. Pukhov and A. Semenov, Phys. Rev. D **73**, 115007 (2006) [arXiv:hep-ph/0604150].
- [23] P. Gondolo and K. Freese, JHEP **0207**, 052 (2002) [arXiv:hep-ph/9908390].
- [24] A. Pilaftsis and C. E. M. Wagner, Nucl. Phys. B **553**, 3 (1999) [arXiv:hep-ph/9902371].
- [25] M. S. Carena, J. R. Ellis, S. Mrenna, A. Pilaftsis and C. E. M. Wagner, Nucl. Phys. B **659**, 145 (2003) [arXiv:hep-ph/0211467].
- [26] C. A. Baker *et al.*, Phys. Rev. Lett. **97**, 131801 (2006) [arXiv:hep-ex/0602020].
- [27] B. C. Regan, E. D. Commins, C. J. Schmidt and D. DeMille, Phys. Rev. Lett. **88**, 071805 (2002).
- [28] W. C. Griffith, M. D. Swallows, T. H. Loftus, M. V. Romalis, B. R. Heckel and E. N. Fortson, Phys. Rev. Lett. **102**, 101601 (2009).
- [29] J. R. Ellis, J. S. Lee and A. Pilaftsis, JHEP **0810**, 049 (2008) [arXiv:0808.1819 [hep-ph]].
- [30] T. Falk and K. A. Olive, Phys. Lett. B **375**, 196 (1996) [arXiv:hep-ph/9602299].
- [31] T. Ibrahim and P. Nath, Phys. Lett. B **418**, 98 (1998) [arXiv:hep-ph/9707409].
- [32] T. Ibrahim and P. Nath, Phys. Rev. D **57**, 478 (1998) [Erratum-ibid. D **58**, 019901 (1998) ERRAT,D60,079903.1999 ERRAT,D60,119901.1999] [arXiv:hep-ph/9708456].
- [33] T. Ibrahim and P. Nath, Phys. Rev. D **58**, 111301 (1998) [Erratum-ibid. D **60**, 099902 (1999)] [arXiv:hep-ph/9807501].
- [34] M. Brhlik, G. J. Good and G. L. Kane, Phys. Rev. D **59**, 115004 (1999) [arXiv:hep-ph/9810457].
- [35] T. Ibrahim and P. Nath, Phys. Rev. D **63**, 035009 (2001) [arXiv:hep-ph/0008237].
- [36] S. Abel, S. Khalil and O. Lebedev, Nucl. Phys. B **606**, 151 (2001) [arXiv:hep-ph/0103320].
- [37] L. E. Ibanez and D. Lust, Nucl. Phys. B **382**, 305 (1992) [arXiv:hep-th/9202046].
- V. S. Kaplunovsky and J. Louis, Phys. Lett. B **306**, 269 (1993) [arXiv:hep-th/9303040].
- T. Kobayashi, D. Suematsu, K. Yamada and Y. Yamagishi, Phys. Lett. B **348**, 402 (1995) [arXiv:hep-ph/9408322].
- [38] J. S. Lee, A. Pilaftsis, M. S. Carena, S. Y. Choi, M. Drees, J. R. Ellis and C. E. M. Wagner, Comput. Phys. Commun. **156**, 283 (2004) [arXiv:hep-ph/0307377].
- [39] J. S. Lee, M. Carena, J. Ellis, A. Pilaftsis and C. E. M. Wagner, Comput. Phys. Commun. **180**, 312 (2009) [arXiv:0712.2360 [hep-ph]].
- [40] D. Chang, W. Y. Keung and A. Pilaftsis, Phys. Rev. Lett. **82**, 900 (1999) [Erratum-ibid. **83**, 3972 (1999)] [arXiv:hep-ph/9811202]. A. Pilaftsis, Phys. Lett. B **471**, 174 (1999) [arXiv:hep-ph/9909485]. D. Chang, W. F. Chang and W. Y. Keung, Phys. Rev. D **66**, 116008 (2002) [arXiv:hep-ph/0205084]. A. Pilaftsis, Nucl. Phys. B **644**, 263 (2002) [arXiv:hep-ph/0207277].

- [41] S. Weinberg, Phys. Rev. Lett. **63**, 2333 (1989). D. A. Dicus, Phys. Rev. D **41** (1990) 999. J. Dai, H. Dykstra, R. G. Leigh, S. Paban and D. Dicus, Phys. Lett. B **237**, 216 (1990) [Erratum-ibid. B **242**, 547 (1990)].
- [42] D. A. Demir, O. Lebedev, K. A. Olive, M. Pospelov and A. Ritz, Nucl. Phys. B **680**, 339 (2004) [arXiv:hep-ph/0311314].
- [43] Y. Li, S. Profumo and M. Ramsey-Musolf, Phys. Rev. D **78**, 075009 (2008) [arXiv:0806.2693 [hep-ph]].
- [44] T. Hahn, S. Heinemeyer, W. Hollik *et al.*, Comput. Phys. Commun. **180**, 1426-1427 (2009).
- [45] M. Pospelov and A. Ritz, Phys. Rev. Lett. **83**, 2526 (1999) [arXiv:hep-ph/9904483].
M. Pospelov and A. Ritz, Nucl. Phys. B **573**, 177 (2000) [arXiv:hep-ph/9908508].
M. Pospelov and A. Ritz, Phys. Rev. D **63**, 073015 (2001) [arXiv:hep-ph/0010037].
D. A. Demir, M. Pospelov and A. Ritz, Phys. Rev. D **67**, 015007 (2003) [arXiv:hep-ph/0208257].
- [46] K. A. Olive, M. Pospelov, A. Ritz and Y. Santoso, Phys. Rev. D **72**, 075001 (2005) [arXiv:hep-ph/0506106].
- [47] V. F. Dmitriev and V. V. Flambaum, Phys. Rev. C **71**, 068501 (2005) [arXiv:nucl-th/0503040].
- [48] J. H. de Jesus and J. Engel, Phys. Rev. C **72**, 045503 (2005) [arXiv:nucl-th/0507031].
- [49] S. Ban, J. Dobaczewski, J. Engel and A. Shukla, arXiv:1003.2598 [nucl-th].
- [50] D. J. H. Chung, L. L. Everett, G. L. Kane, S. F. King, J. D. Lykken and L. T. Wang, Phys. Rept. **407**, 1 (2005) [arXiv:hep-ph/0312378].
- [51] A. G. Cohen, D. B. Kaplan and A. E. Nelson, Phys. Lett. B **388**, 588 (1996) [arXiv:hep-ph/9607394].
- [52] M. V. Romalis, W. C. Griffith and E. N. Fortson, Phys. Rev. Lett. **86**, 2505 (2001) [arXiv:hep-ex/0012001].
- [53] J. Dai, H. Dykstra, R. G. Leigh, S. Paban and D. Dicus, Phys. Lett. B **237**, 216 (1990) [Erratum-ibid. B **242**, 547 (1990)].