

Atmospheric mass loss by stellar wind from planets around main sequence M stars

J. Zendejas¹, A. Segura^{2,*}, A. C. Raga²

¹Instituto de Astronomía, Universidad Nacional Autónoma de México. A.P. 70-264, 04510 D.F., México; ²Instituto de Ciencias Nucleares, Universidad Nacional Autónoma de México. A.P. 70-543, 04510 D. F., México; *member of the Virtual Planetary Laboratory a project of the NASA Astrobiology Institute.

Pages: 29

Figures: 6

Tables: 0

Proposed Running Head: Atmospheric mass loss on planets around M dwarfs

Editorial correspondence to:

Jesús Zendejas

Present address:

Max Planck Institute for Astrophysics, Karl-Schwarzschild-Str. 1
85741 Garching, Germany

Ph: +49-89-30000-0

Fax: +49-89-30000-2235

E-mail address: chicho@usm.lmu.de, jesusz@astroscu.unam.mx

Abstract

We present an analytic model for the interaction between planetary atmospheres and stellar winds from main sequence M stars, with the purpose of obtaining a quick test-model that estimates the timescale for total atmospheric mass loss due to this interaction. Planets in the habitable zone of M dwarfs may be tidally locked and may have weak magnetic fields, because of this we consider the extreme case of planets with no magnetic field. The model gives the planetary atmosphere mass loss rate as a function of the stellar wind and planetary properties (mass, atmospheric pressure and orbital distance) and an entrainment efficiency coefficient α . We use a mixing layer model to explore two different cases: a time-independent stellar mass loss and a stellar mass loss rate that decreases with time. For both cases we consider planetary masses within the range of $1 \rightarrow 10 M_{\oplus}$ and atmospheric pressures with values of 1, 5 and 10 atm. We apply our model to Venus by estimating its atmospheric mass loss rate by the interaction with the solar wind and compare our model with more detailed simulations. We find a good agreement between our results and the atmospheric mass loss obtained by more detailed models, and it is therefore appropriate for carrying out an exploration of the broad parameter space of exoplanetary systems. For the time dependent case, planets without magnetic field in the habitable zone of M dwarfs with initial stellar mass losses of $\leq \dot{M}_w < 10^{-11} M_{\odot} \text{ yr}^{-1}$, may retain their atmospheres for at least 1 Gyr. This case may be applied to early spectral type M dwarfs (earlier than M5). Studies have shown that late type M dwarfs (later than M5) may be active for long periods of time ($\geq 4\text{Gyr}$), and because of that our model with constant stellar mass loss rate may be more accurate. For these stars most planets may have lost their atmospheres in 1 Gyr or less because most of the late type M dwarfs are expected to be active. We emphasize that our model only considers planets without magnetic fields. Clearly we must expect a higher resistance to atmospheric erosion if we include the presence of a magnetic field. Nevertheless, as a first approximation our model is able to give a reliable time scale, as evidence by comparing our results with more detailed models.

Keywords: Astrobiology; Atmospheres, evolution; Extrasolar planets; Solar wind

1 Introduction

Low-mass main sequence stars of spectral class M (M dwarfs, or dM stars) are the most abundant stars in the galaxy, representing about 75% of the total stellar population. Their low masses ($0.08 - 0.8 M_{\odot}$) allow them to have main sequence lifetimes of the order of 10^{11} years (or more), i.e., significantly longer than the age of the universe. During this time the dM stars present nearly constant luminosities ($L \sim 10^{-1} - 10^{-3} L_{\odot}$, Scalo et al. 2007). These peculiar characteristics make them interesting systems to search for habitable planets. However, there are some issues that make the habitability of planets around these stars a matter of debate. We will not review here the habitability issues related to planets around M stars, referring the reader to the papers by Tarter et al. (2007) and Scalo et al. (2007).

M stars exhibit significant temporal variability as a consequence of phenomena occurring in the region from their photospheres to their coronae. As a result, they emit large amounts of ultraviolet (UV) radiation and X-rays during their active periods and strong stellar winds. This stellar activity can have several effects on a planet. In this paper we focus on the interaction of stellar winds with the atmosphere of planets around these stars. Stellar winds are mainly charged particles (protons and electrons) ejected from the outer stellar atmosphere driven by the pressure-expansion of the hot corona. It has been calculated that the M dwarf stellar winds are denser and faster than winds from solar-like stars (Wargelin and Drake, 2001), and these winds may be able to erode the atmospheres of planets around the stars.

The partial or total erosion of a planetary atmosphere affects directly the habitability of a planet, since a main requirement for the development of life on its surface is the presence of an atmosphere. The planetary atmosphere stabilizes the surface temperature and provides the pressure for water to be liquid, an essential requirement for life. Therefore, if a planetary atmosphere is removed by the stellar wind from its parent star (or any other process for that matter), this represents a serious problem for the habitability of the planet. For habitable planets around M dwarfs, the stellar wind may have a larger effect, not only because it is denser and faster than the winds from solar-type stars, but because their habitable zones (HZ) correspond to orbits very near to the star.

The concept of HZ is commonly used in the context of planets that might be suitable to keep life on their surface. There are many definitions for the HZ (*e.g* Dole 1964 and Heath et al. 1999) but we take here Kasting's concept which is defined as the region around a star in which a planet with an atmosphere is able to support liquid water on the surface (Kasting et al., 1993). The formal definition is related to the stellar luminosity by:

$$0.95AU \leq \frac{D}{\sqrt{L_*/L_{\odot}}} \leq 1.37AU \quad (1)$$

where D is the distance from the planet to the star, L_* is the stellar luminosity and L_{\odot} is the solar luminosity. For the M dwarf case this distance is ~ 0.2 AU from the star. Planets in the HZ of M dwarfs would become tidally locked in about 1 Gyr or less (Gri  meier et al., 2000). Calculations indicate that the magnetic moment of a tidally locked terrestrial planet may be 10 to 100 less intense than Earth's magnetic moment. Because it is likely that planets in the HZ of M dwarfs have weak magnetic fields, here we assume the extreme case where the planet has no intrinsic magnetic field, like Venus.

The search for extrasolar planets is an interesting issue in the context of Astrobiology. The

smaller planets have been found orbiting dM stars, due to the fact that it is easier to observe exoplanets with the current techniques (gravitational lensing, radial velocities or transits) around less luminous stars. Since it is potentially possible to detect habitable planets around M dwarf stars, the study of the habitability conditions of these planets is decisive in the search for life around dM stars. Some recent exoplanet searches such as CoRoT (COncvection, ROTation & planetary Transits) (Aigrain et al., 2008; Barge et al., 2008) and HARPS (High Accuracy Radial velocity Planetary Search project) (Udry et al., 2007; Pepe et al., 2000) are dedicated to looking for planets with Earth-like masses around M dwarfs.

2 Atmospheric mass loss calculation

2.1 Erosion of the atmosphere by the stellar wind

We first carry out an estimate of the atmospheric mass loss due to the interaction of a stellar wind of density ρ_w and velocity v_w with a planetary atmosphere. For an Earth-type planet, the atmosphere is a thin, gaseous layer covering the planet. Therefore, both the inner and outer radii of the atmosphere are $\approx R_p$, where R_p is the radius of the planet.

For a planet with no magnetic field, the impinging stellar wind will form a bow shock around the body of the planet and its atmosphere. For low enough stellar wind densities this bow shock will not exist and the stellar wind will be directly absorbed by the planetary atmosphere. For a stellar wind/planet interaction in which the bow shock does exist the post-bow shock material will have a sound speed $c_s \sim v_w$ (as the shock will be strong due to the hypersonic nature of the stellar wind). The post-bow shock flow will envelop the leading hemisphere of the planet, and a turbulent mixing layer will be formed on the contact surface between the shocked wind and the planetary ionosphere. The shocked wind is stationary in the stagnation region of the bow shock, and has an increasing velocity towards the bow shock wings, reaching velocities of $\sim v_w$ towards the edge of the leading hemisphere of the planet/wind interaction flow.

From the mixing layer formalism of Cantó and Raga (1991) it is straightforward to show that a flow with a sound speed $\sim v_w$ and a tangential velocity of the same order has an entrained mass flux is $\dot{M} \approx \alpha \rho_w v_w$ (where α is an entrainment efficiency which is determined through fitting the mixing layer model to laboratory experiments). Multiplying the entrained mass flux by the surface of the leading hemisphere, we then obtain an estimate for the atmospheric mass per unit time entrained by the stellar wind:

$$\dot{M}_a \approx 2\pi R_p^2 \alpha \rho_w v_w \quad (2)$$

where \dot{M}_a represents the atmospheric mass loss. This equation can be combined with the relation $\dot{M}_w = 4\pi D^2 \rho_w v_w$ (where \dot{M}_w is the stellar mass loss rate and D is the orbital radius of the planet) to obtain:

$$\dot{M}_a = \left(\frac{R_p}{D}\right)^2 \frac{\dot{M}_w \alpha}{2}. \quad (3)$$

Through comparisons with laboratory experiments of plane, turbulent mixing layers, Cantó and Raga (1991) determined an $\alpha = 0.03$ entrainment efficiency. It is of course not clear whether or not this value for α is appropriate for the different flow geometry of our stellar wind/planetary atmosphere

interaction model. Nevertheless, Bauer and Lammer (2004) suggested that the value of $\alpha \approx 1/3$ for the case of Venus. In order to sample the possible range of α values we use $\alpha = 0.01$ and 0.3 .

We should note that the interaction between the solar wind and Venus is found to be more complex than we have described above. For example, a magnetic barrier (of compressed, magnetized solar wind material) is formed in the solar wind/planetary ionosphere interface (Russell et al., 2006). This phenomenon could modify the properties of the entrainment process in a substantial way. Therefore, our entrainment model should be considered as a parametrization with which a range of possible entrainment rates can be explored regardless of the physical constraints for the α parameter.

2.2 The timescale for total atmospheric erosion

In order to estimate the initial atmospheric mass M_{atm} as a function of the surface atmospheric pressure P_0 , we use the hydrostatic equation for an isothermal atmosphere in the form:

$$M_{atm} = \frac{4\pi P_0 R_P^2}{g}, \quad (4)$$

where P_0 is the surface pressure, R_P the planetary radius and g the gravitational acceleration at the planetary surface. This equation can be combined with the relations $g = GM_P/R_P^2$ (where G is the gravitational constant and M_P the planetary mass) and $M_P = 4\pi R_P^3 \rho_P/3$ (where ρ_P is the average density of the planet) to obtain

$$M_{atm} = \left(\frac{3}{\rho_P}\right)^{4/3} \frac{P_0 M_P^{1/3}}{(4\pi)^{1/3} G}. \quad (5)$$

We now consider planets with different masses M_P , assuming the Earth average density (i.e., $\rho_P = 5.5 \text{ g cm}^{-3}$), and from Eq. (5) we obtain :

$$\frac{M_{atm}}{M_{a,\oplus}} = \left(\frac{P_0}{1 \text{ atm}}\right) \left(\frac{M_P}{M_\oplus}\right)^{1/3}, \quad (6)$$

where $1 \text{ atm} = 10^6 \text{ g cm}^{-1} \text{ s}^{-2}$, $M_\oplus = 5.97 \times 10^{27} \text{ g}$ and $M_{a,\oplus} = 5.27 \times 10^{21} \text{ g}$ are the Earth's surface atmospheric pressure, planetary mass and atmospheric mass, respectively.

From Eqs. (3) and (6) we can then obtain the characteristic timescale t_0 for total loss of the planetary atmosphere :

$$t_0 \equiv \frac{M_{a,0}}{\dot{M}_a} = \left(\frac{P_0}{1 \text{ atm}}\right) \left(\frac{M_\oplus}{M_P}\right)^{1/3} \left(\frac{D}{0.2 \text{ AU}}\right)^2 \left(\frac{0.3}{\alpha}\right) \left(\frac{\dot{M}_\odot}{\dot{M}_w}\right) \times 4 \times 10^{10} \text{ yr}, \quad (7)$$

normalized to $D = 0.2 \text{ AU}$, the average distance for a planet in the habitable zone around an M dwarf.

If the mass loss rate of the star \dot{M}_w is time-independent, the timescale t_0 is equal to the time for total erosion of the planetary atmosphere. From Eq. (7) we then conclude that the timescale for total atmospheric mass loss will satisfy the condition $t_0 \geq 1 \text{ Gyr}$ provided that

$$\frac{\dot{M}_w}{\dot{M}_\odot} \leq 40 \left(\frac{P_0}{1 \text{ atm}}\right) \left(\frac{M_\oplus}{M_P}\right)^{1/3} \left(\frac{D}{0.2 \text{ AU}}\right)^2 \left(\frac{0.3}{\alpha}\right). \quad (8)$$

Therefore, for an atmosphere with initial surface pressure $P_0 = 1$ atm of a planet with $M_p = 1 M_\oplus$ and an orbital radius $D = 0.2$ AU, the timescale for total atmospheric loss will be long enough (≈ 1 Gyr) for the development of life if $\dot{M}_w \leq 40 \dot{M}_\odot$, if we assume an $\alpha = 0.3$ entrainment efficiency. Here \dot{M}_\odot is the present solar mass loss, $10^{-14} M_\odot \text{yr}^{-1}$. For a lower, $\alpha = 0.01$ entrainment efficiency (see §2.1), we derive a higher, $\dot{M}_w \leq 1200 \dot{M}_\odot$ value for the upper limit of the allowed stellar mass loss rate.

2.3 Atmospheric loss due to a time-dependent stellar wind

Observations indicate that the stellar mass loss rate has a temporal dependence for solar-type stars (Wood et al., 2002). We now assume a similar dependence on the loss rate for main sequence M stars. Wood et al. (2002) obtained a temporal dependence following the power law

$$\dot{M}_w = \dot{M}_{w,0} \left(\frac{t_w}{t + t_w} \right)^2, \quad (9)$$

where $t_w = 0.1$ Gyr and $\dot{M}_{w,0}$ is the stellar mass loss rate at $t = 0$. For the Sun, $\dot{M}_{\odot,0} = 2 \times 10^{-11} M_\odot \text{yr}^{-1}$ (Wood et al., 2002). In other words, in its early main sequence lifetime, the Sun had a mass loss rate ~ 2000 times larger than its present mass loss rate ($10^{-14} M_\odot \text{yr}^{-1}$).

We now combine Eqs. (3) and (9) to obtain:

$$\dot{M}_a = -\frac{dM_a}{dt} = \left(\frac{R_p}{D} \right)^2 \left(\frac{\alpha \dot{M}_{w,0}}{2} \right) \frac{t_w^2}{(t + t_w)^2}. \quad (10)$$

This equation can be integrated over time. Using Eq. (3) and the definition of Eq. (7) ($t_0 \equiv M_{a,0}/\dot{M}_a$), we obtain:

$$M_a(t) = M_{a,0} \left[1 - \left(\frac{t_w}{t_0} \right) \frac{t/t_w}{t/t_w + 1} \right], \quad (11)$$

where $M_{a,0}$ is the initial mass of the planetary atmosphere and t_0 is given by Eq. (7) with $\dot{M}_w = \dot{M}_{w,0}$. By setting $M_a(t_f) = 0$ in Eq. (11) we then obtain the time

$$t_f = t_w \frac{t_0/t_w}{1 - t_0/t_w}, \quad (12)$$

for total atmospheric mass loss. In Fig. 1 we plot t_f as a function of t_0/t_w . We have $t_f \approx t_0$ for $t_0 \ll t_w$ ($= 0.1$ Gyr, see above) and $t_f \rightarrow \infty$ for $t_0 \rightarrow t_w$.

From Fig. 1, we see that Eq. (12) gives $t_f/t_w \approx 10$ for $t_0/t_w \approx 0.9$ (in other words, for $t_0 = 0.9 \times 0.1$ Gyr). Therefore, $t_f \geq 1$ Gyr (the timescale necessary for the development of life) is obtained for $t_0 \geq 0.09$ Gyr. Using this limit in Eq. (7), we obtain the condition

$$\frac{\dot{M}_{w,0}}{\dot{M}_\odot} \leq 433 \left(\frac{P_0}{1 \text{ atm}} \right) \left(\frac{M_\oplus}{M_p} \right)^{1/3} \left(\frac{D}{0.2 \text{ AU}} \right)^2 \left(\frac{0.3}{\alpha} \right). \quad (13)$$

This condition allows for stellar wind mass loss rates a factor of ~ 10 higher than Eq. (8), which was derived assuming a time-independent stellar mass loss rate.

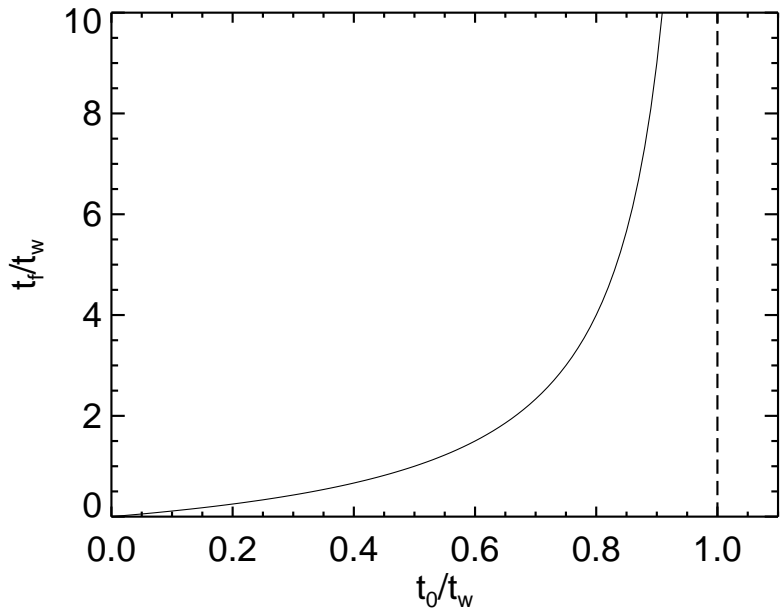


Figure 1: Total atmospheric erosion time t_f resulting from the evolving stellar wind model (see Eq. 12) as a function of t_0 (which is the total atmospheric loss time obtained assuming a time-independent stellar wind, see Eq. 7). Both t_f and t_0 are given in units of $t_w = 0.1$ Gyr (see Eq. 9).

3 Conditions for atmospheric survival obtained from the time-independent and time-dependent stellar wind models

Figures 2, 3, 4, and 5 show the stellar mass loss necessary for a planet without magnetic field located at 0.2 AU to conserve its atmosphere for 1 Gyr, considering the time independent and time-dependent stellar wind models. Lower stellar mass loss rates than the ones given in these figures result in longer times for total loss of the planetary atmospheres (Eqs. 8 and 13). The mass loss rates shown in these figures have been computed from Eqs. (8) and (13) assuming the $\alpha = 0.01$ entrainment coefficient (in the bottom of the range implied by laboratory experiments, see §2.1), the obtained mass loss rates are plotted in the Figs. 2 and 4. The results for $\alpha = 0.3$ entrainment coefficient are presented in Figs. 3 and 5.

As expected, planets with larger initial atmospheric pressures have more resistance to erosion. More massive planets loose their atmospheres faster than smaller planets. This result is due to the fact that (for a set of planets with the same density ρ_p , see Eq. 2.2) while the surface area presented to the stellar wind increases as $M_p^{2/3}$, the total atmospheric mass increases only as $M_p^{1/3}$ (see Eq. 5).

From Figs. 2 to 5 we see that from the time-dependent stellar wind model (three upper lines) stellar mass loss rates required for totally loss a planetary atmosphere within 1 Gyr, are an order of magnitude higher than the ones obtained from the time-independent stellar wind model (three lower lines). These results imply that the atmosphere of a planet in the habitable zone of an active M dwarf may have an atmosphere that lasts for ≈ 1 Gyr only if the two following conditions are met :

1. the entrainment parameter α is close to $\alpha = 0.01$
2. a substantial drop in the stellar wind mass loss rate occurs over a timescale of ~ 1 Gyr (in other words, that the mass loss rate falls at a rate comparable to the one assumed in our time-dependent stellar wind model, see §2.3).

If these conditions are not met, only a planetary atmosphere with a very high initial atmospheric pressure may survive for timescales of ~ 1 Gyr under the action of a stellar wind with $\dot{M}_w \approx 10^{-10} M_\odot \text{ yr}^{-1}$.

3.1 Venus comparison

Several authors have suggested that Venus may have lost a considerable amount of its atmosphere trough its interaction with the solar wind. We used our time-dependent stellar wind model to calculate the atmospheric mass loss rate on the early Venus atmosphere. The initial solar mass loss rate was considered to start with $\sim 2 \times 10^{-11} M_\odot \text{ yr}^{-1}$ at 0.1 Gyr (Wood et al., 2002) and evolve with time as presented in Eq. 9. We calculated the values for the atmospheric mass loss rate using Eq. 10.

Our results are comparable to those obtained by Kulikov et al. (2006), who obtained similar values for the atmospheric mass loss rate using a numerical test particle model (Fig. 6). Kulikov et al. (2006) obtained series of values for the O^+ pickup loss, considering the interaction of stellar winds and XUV flux of the young Sun, assuming different atmospheric density profiles. They used different parameters for the solar wind integrated over time for the period from 3.5 to 4.6 Gyr before present. They suggest that Venus may have lost during 4.5 Gyr more than 250 bars of O^+ ions. In Fig. 6 we

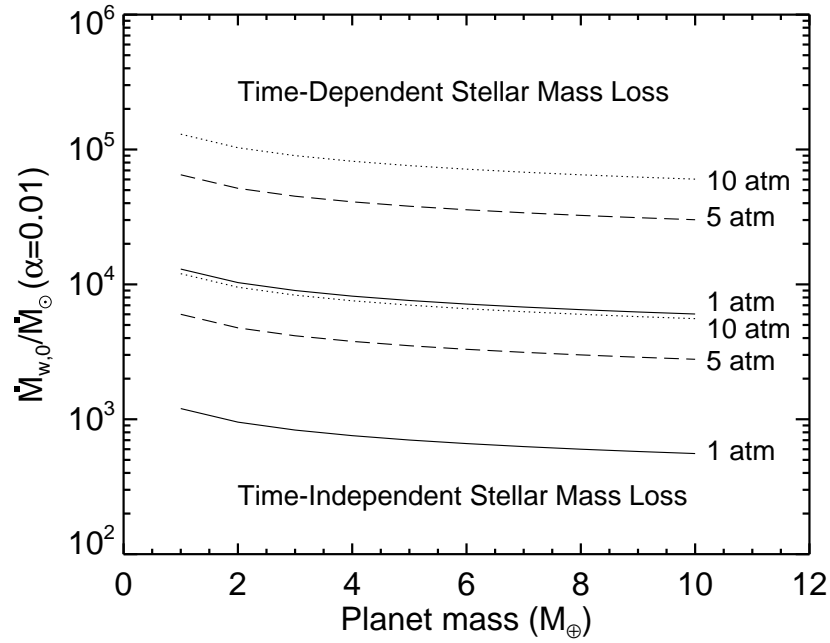


Figure 2: Initial stellar mass loss rate needed in order to keep a planetary atmosphere for 1 Gyr in the habitable zone (at 0.2 UA) of a M dwarf, for planets with different masses. The three upper lines have been computed with the time-dependent wind model, and the three lower lines with the time-independent wind model. This figure corresponds to $\alpha = 0.01$ and the solar mass loss considered here is for the current Sun value ($\dot{M}_{\odot} \approx 10^{-14} M_{\odot} \text{ yr}^{-1}$).

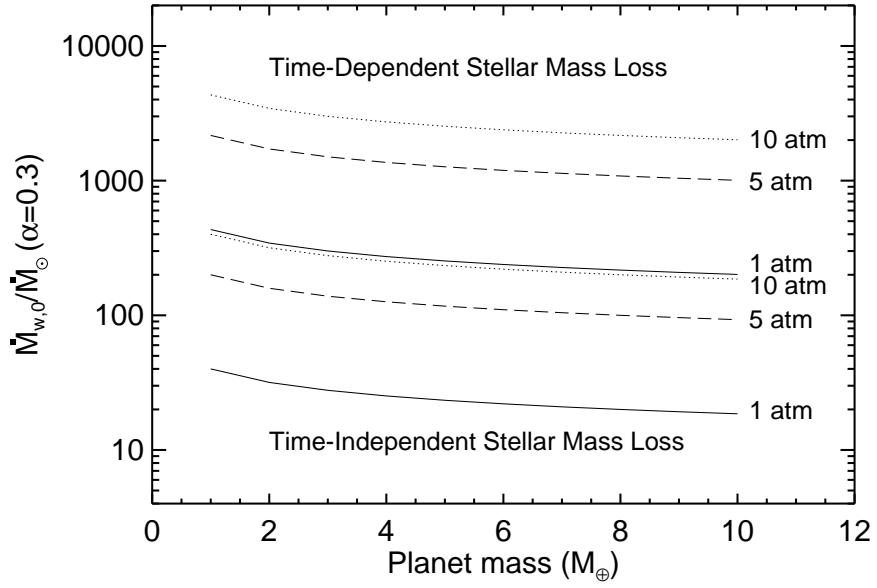


Figure 3: Initial stellar mass loss rate needed in order to keep a planetary atmosphere for 1 Gyr in the habitable zone (at 0.2 UA) of a M dwarf, for planets with different masses. The three upper lines have been computed with the time-dependent wind model, and the three lower lines with the time-independent wind model. This figure corresponds to $\alpha = 0.3$ and the solar mass loss considered here is for the current Sun value ($\dot{M}_{\odot} \approx 10^{-14} M_{\odot} \text{ yr}^{-1}$).

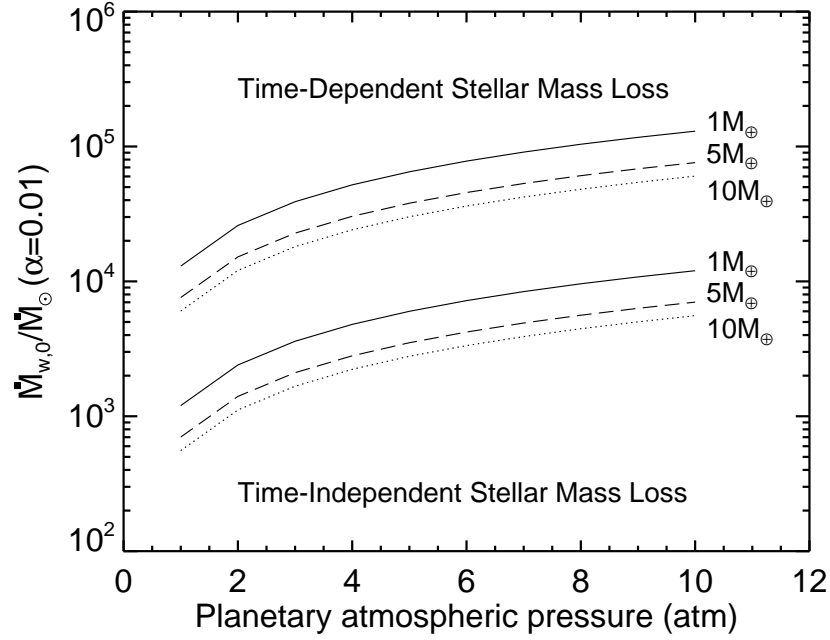


Figure 4: Initial stellar mass loss rate needed in order to keep a planetary atmosphere for 1 Gyr in the habitable zone (at 0.2 UA) of a M dwarf, for planets with different atmospheric pressures. The three upper lines have been computed with the time-dependent stellar wind model, and the three lower lines with the time-independent wind model. This figure corresponds to $\alpha = 0.01$ and the solar mass loss considered here is for the current Sun value ($\dot{M}_\odot \approx 10^{-14} M_\odot \text{ yr}^{-1}$).

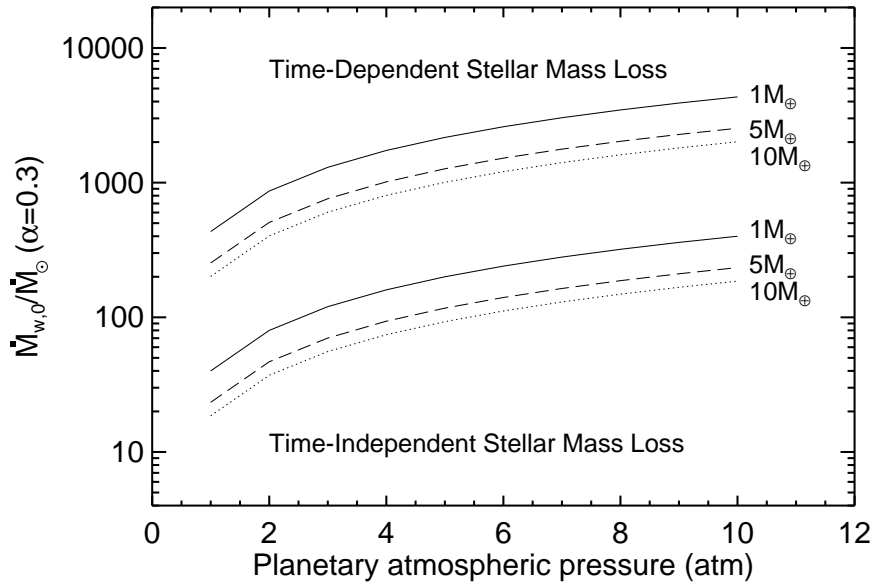


Figure 5: Stellar mass loss rate needed in order to keep a planetary atmosphere for 1 Gyr in the habitable zone (at 0.2 UA) of a M dwarf, for planets with different atmospheric pressures. The three upper lines have been computed with the time-dependent stellar wind model, and the three lower lines with the time-independent wind model. This figure corresponds to $\alpha = 0.3$ and the solar mass loss considered here is for the current Sun value ($\dot{M}_{\odot} \approx 10^{-14} M_{\odot} \text{ yr}^{-1}$).

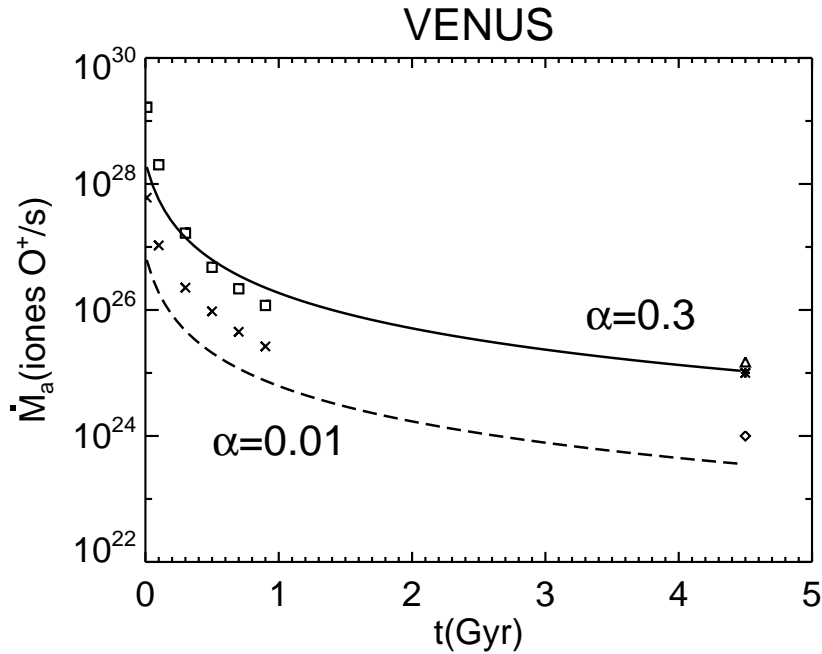


Figure 6: Comparative for the atmospheric mass loss rate on the early Venus atmosphere obtained by our time-dependent stellar wind model and more detailed models. The solid and dashed lines represent the values corresponding to our model considering values of $\alpha=0.3$ and 0.01 respectively. Squares and crosses show the values obtained by Kulikov et al. (2006) for their cases 1b and 3a, respectively. Rhombus, triangle and star represent the values calculated by Moore et al. (1991), Lammer et al. (2006) and Lammer et al. (2008), respectively. See text for more details.

compare our model with cases 1b and 3a from Kulikov et al. (2006). Case 1b is for the maximum solar wind and for the obstacle boundary that is one oxygen scale height below the exobase level, and case 3a is for the minimum solar wind and for the exobase level chosen as the boundary for the solar wind-exosphere interaction. These cases were chosen because they have the maximum and minimum atmospheric mass loss rates for Venus.

Our results were also compared with other works that estimate the pickup rate for O^+ ions considering the present solar wind conditions. For example, Lammer et al. (2006) and Lammer et al. (2008) use a gas dynamic test particle model to obtain an average loss rate of $1.6 \times 10^{25} \text{ s}^{-1}$ and $1.5 \times 10^{25} \text{ s}^{-1}$ respectively. In an earlier work, Moore et al. (1991) estimated a value of about $1 \times 10^{24} \text{ s}^{-1}$ applying a three-dimensional global hybrid simulation of the solar wind interaction with the dayside of Venus. Measurements carried out by the Pioneer Venus Orbiter (Mihalov and Barnes, 1982) and Venus Mars Express (Barabash et al., 2007) indicate atmospheric mass losses of $\sim 10^{25} \text{ ions s}^{-1}$; therefore our model is in good agreement with more detailed models and observations of the Venus atmospheric mass loss, with the plot for $\alpha = 0.3$ being closer to the results obtained by other authors.

3.2 Discussion: Survival of planetary atmospheres in the habitable zones of M dwarfs

In general, there is little observational data for M dwarf winds. The first work on this topic was made by Wright and Barlow (1975), who pointed out that the stellar mass loss may be inferred from observations in the radio region of the spectrum. Following this idea, Mullan et al. (1992) used a low frequency test with the James Clerk Maxwell Telescope (*JCMT*) and the Infrared Astronomical Satellite (*IRAS*). Their results suggested a stellar mass loss rate of a few times $\sim 10^{-10} M_{\odot} \text{ yr}^{-1}$, four orders of magnitude larger than the present solar mass loss. Later, Lim and White (1996) used observations of the dMe stars YZ CMi and AD Leo at the millimetric wavelength range to show that the mass loss rate of this type of stars must be less than $\sim 10^{-13} M_{\odot} \text{ yr}^{-1}$.

Van den Oort and Doyle (1997) analyzed the data of *JCMT* and *IRAS* reaching a different conclusion than Mullan et al. (1992). By solving the radiative transfer equations for stellar winds from dMe stars, they showed that the inferred power-law flux distributions, based on radio, *JCMT* and *IRAS* data, cannot be reconciled with the flux distributions from a stellar wind of $\sim 10^{-10} M_{\odot} \text{ yr}^{-1}$. According to Van den Oort and Doyle (1997) the maximum allowable mass loss rate is at most a few times $\sim 10^{-12} M_{\odot} \text{ yr}^{-1}$, while Holzwarth and Jardine (2007) derive a maximum mass loss of $10\dot{M}_{\odot}$, using a model for the wind properties of cool main-sequence stars, which comprises their wind ram pressures, mass fluxes, and terminal wind velocities. Wargelin and Drake (2001) proposed a new observational technique for measuring stellar winds from late type dwarfs (F-M) through observations of charge exchange-induced X-ray emission, but its results have been limited until now (Wargelin and Drake, 2002; Wargelin et al., 2008).

Many M dwarfs present their $H\alpha$ line in emission and because of that are classified as dMe stars. The strength of the $H\alpha$ line is considered as a proxy of activity associated to higher mass loss rates than those for stars with no $H\alpha$ emission. One of the most observed dMe stars is Proxima Centauri that has a measured mass loss rate $< 3 \times 10^{-13} M_{\odot} \text{ yr}^{-1}$ (Wargelin and Drake, 2002). Proxima Centauri is a M5.5Ve star member of a multiple system with an age of $4 - 4.5 \times 10^9$ years (Demarque et al., 1986). Using this range for the age of Proxima Centauri and Eq. (9), the initial mass loss rate of Proxima Centauri lies between $5 \times 10^{-10} M_{\odot} \text{ yr}^{-1}$ and $6.4 \times 10^{-10} M_{\odot} \text{ yr}^{-1}$. If Proxima Centauri is a young star (< 1 Gyr) as obtained by Fleming et al. (1995), then its initial mass loss rate would be $\sim 4 \times 10^{-11} M_{\odot} \text{ yr}^{-1}$. For the case of other dMe stars that are considered young, like YZ CMi (dM4.5e) and AD Leo (dM3.5e) (Fleming et al., 1995), the calculated maximum for their mass loss rate is $10^{-12} M_{\odot} \text{ yr}^{-1}$ (Van den Oort and Doyle, 1997). The age of these stars lies somewhere between 0.5 Gyr (Soderblom, 1990) and 1 Gyr (Young et al., 1989). Therefore their initial mass loss rates may be in the range of $1.1 \times 10^{-11} M_{\odot} \text{ yr}^{-1}$ to $3.6 \times 10^{-11} M_{\odot} \text{ yr}^{-1}$. YZ CMi and AD Leo are among the most active M dwarfs, and we would therefore expect that they represent an upper limit for M dwarf mass loss rates.

Here we are considering that the mass loss rate for dM stars is time dependent, but observations indicate that some M dwarfs may not follow the time dependence proposed by Wood et al. (2002). For example, Silvestri et al. (2007) found that the lower mass M dwarfs (spectral types M3 and later) are more likely to be active at old ages than higher mass M dwarfs (M0-M3). M stars in clusters with spectral types M3 and later seem to remain active for more than 4 Gyr (Silvestri et al., 2007). Gizis et al. (2000) found that late type M dwarfs (later than M6.5) that are strong $H\alpha$ emitters are

likely to be old (>1 Gyr). Then, for the analysis of our results we will consider that the time dependent mass loss rate applies to earlier M dwarfs (earlier than M5) and the constant mass loss rate fits better the behavior of the later spectral type M dwarfs (later than M5). For these late type stars the percentage of active stars goes from $\sim 40\%$ for M5 stars to $\sim 60\%$ for M7 stars (Silvestri et al., 2007; Gizis et al., 2000).

For those early type M dwarfs, the atmosphere of a planet in their HZ may be safe for stellar mass loss rates $\leq 5 \times 10^3 \dot{M}_\odot = 5 \times 10^{-11} M_\odot \text{ yr}^{-1}$ for $\alpha = 0.01$ (Figs. 2 and 4). For $\alpha = 0.3$, only planetary atmospheres with more than 5 atm may be able to survive for 1 Gyr or more if the parent star of the planet has mass losses $< 1 \times 10^3 \dot{M}_\odot = 1 \times 10^{-11} M_\odot \text{ yr}^{-1}$ (Figs. 3 and 5). Because most of early type M dwarfs are not active (Silvestri et al., 2007; Gizis et al., 2000) we would expect that their mass loss rates would be less than the observed $\sim 10^{-11} M_\odot \text{ yr}^{-1}$ for the most active M dwarfs (YZ CMi and AD Leo). We therefore expect that most planets in the habitable zone of early type M dwarfs may keep their atmospheres for 1 Gyr or more.

For M dwarfs that do not have a mass loss rate that decreases as a function of time our time-independent wind model predicts the worst scenario for planets in the habitable zone of these stars. If $\alpha = 0.01$ a planet must have an atmosphere of 5 atm or more in order to survive mass loss rates of $10^{-11} M_\odot \text{ yr}^{-1}$ (Figs. 2 and 4). For $\alpha = 0.3$ (regardless of the planetary mass/atmospheric mass values) a planet in the HZ of an active late type M dwarf will lose its atmosphere in 1 Gyr or less (Figs. 3 and 5).

4 Conclusions

Because the habitable zone of M dwarfs is very close to the star (≤ 2 AU) planets in that HZ may be tidally locked and therefore slow rotators. As a consequence these planets may have weak magnetic fields (Gri  meier et al., 2000). In this work we have considered the extreme case of planets with no magnetic field.

Our model gives the planetary atmosphere mass loss rate as a function of the stellar wind and planetary properties (mass, atmospheric pressure and orbital distance) and an entrainment efficiency coefficient α . The model is applied to explore two different cases: a time-independent stellar mass loss and a stellar mass loss rate that decreases with time. We find that our time-independent stellar wind model predicts similar results to the ones found by using detailed models of the atmospheric erosion of Venus. Therefore, our model is valid to test if a planet is able to keep its atmosphere for a certain period of time. In other words, if one planet (under the assumption that the planet has no magnetic field) doesn't pass our test, it is not necessary to analyze the atmospheric erosion with more detailed models.

Based on observations of M dwarfs we derive that our time dependent model may better describe early type M dwarfs (earlier than M5) and the case for constant stellar mass loss more appropriate for the interaction of M dwarfs with spectral types later than M5 with the atmospheres of planets in their habitable zones. Our results indicate that early type M dwarfs may be more promising for habitable planets searches because there are several planetary mass/atmospheric mass combinations for which a planet without magnetic field in the habitable zone may preserve its atmosphere for at least 1 Gyr. Planets in the habitable zone of active late type stars (later than M5) are less likely to

keep their atmospheres for 1 Gyr or more.

It is clear that more observations are needed to narrow down the mass loss rate values for M dwarfs. Particularly, such mass loss rate determinations will have to be made for M dwarfs in which the presence of planets is indeed detected, so as to be able to determine (from our model) whether or not the planets are candidates for the presence of life.

We end the discussion by noting that our model for the erosion of planetary atmospheres is restricted to the case of planets with no magnetic fields. Clearly, the presence of a planetary magnetosphere would protect the atmosphere, and may allow the planet to preserve its atmosphere for longer timescales in the presence of stellar winds with higher mass loss rates. The study of the survival of the atmosphere of a magnetized planet under the interaction with an M dwarf wind is left for a future study.

5 Acknowledgments

JZ thanks the support from CONACyT fellowship number 215794/207524. This work was supported by the CONACyT projects 51715, 61547 and 79744, and PAPIIT project No. IN119709.

References

- Aigrain, S., Barge, P., Deleuil, M., Fressin, F., Moutou, C., Queloz, D., Auvergne, M., Baglin, A., 2008. The CoRoT Exoplanet Programme: Exploring the Gas-Giant/Terrestrial Planet transition. *ASPC*, 384, 270A-281A.
- Barabash et al., 2007. The loss of ions from Venus through the plasma wake. *Nature* 450, 650-653.
- Barge, P., Baglin, A., Auvergne, M., the CoRoT team, 2008. CoRoT: Pioneer Space Mission for Exoplanet Transit Search. *IAUS*, 249, 3-16.
- Bauer, S., Lammer H., 2004. Planetary Aeronomy: Atmosphere Enviroment in Planetary Systems, Springer Verlag, pp.151-154 , ISBN 3540214720.
- Cantó, J., Raga, A.C., 1991. Mixing Layers in Stellar Outflows. *Astrophys. J.*, 372, 646-658.
- Demarque, P., Guenther, D. B., van Altena, W. F., 1986. The case of Alpha Centauri - Mass, age and p-mode oscillation spectrum. *Astrophys. J.*300, 773-778.
- Dole, S.H., 1964. Habitable Planets for Man, Blaisdell, New York.
- Fleming, T. A., Schmitt, J. H. M. M., Giampapa, M. S., 1995. Correlations of Coronal X-Ray Emission with Activity, Mass, and Age of the Nearby K and M Dwarfs. *Astrophys. J.* 450, 401-410.
- Gizis, J. E., Monet, D. G., Reid, I. N., Kirkpatrick, J. D., Liebert, J., Williams, R. J., 2000. New Neighbors from 2MASS: Activity and Kinematics at the Bottom of the Main Sequence. *Astron. J.* 120, 1085-1099.

- Grießmeier, J.-M., Stadelmann, A., Motschmann, U., Belisheva, N. K., Lammer, H., Biernat, H. K., 2005. Cosmic Ray Impact on Extrasolar Earth-Like Planets in Close-in Habitable Zones. *Astrobiology*, 5(5), 587-603.
- Heath, M., Doyle, L., Joshi, M., Haberle, R., 1999. Habitability of Planets Around Red Dwarf Stars. *Orig. Life Evol. Biosph.*, 29, 405-424.
- Holzwarth, V. Jardine, M., 2007. Theoretical mass loss rates of cool main-sequence stars. *Astron. Astrophys.* 463, 11-21.
- Kasting, J., Whitmire, D., Reynolds, R., 1993. Habitable Zones around Main Sequence Stars. *Icarus*, 101, 108-128.
- Kulikov, Yu. N., Lammer, H., Lichtenegger, H. I. M., Terada, N., Ribas, I., Kolb, C., Langmayr, D., Lundin, R., Guinan, E. F., Barabash, S., Biernat, H. K., 2006. Atmospheric and Water Loss from Early Venus. *Planetary and Space Science*, 54, 1425-1444.
- Lammer, H., Lichtenegger, H. I. M., Biernat, N., Erkaev, N., Arshukova, I., Kolb, C., Gunell, H., Lukyanov, A. ., Holmstrom, M., Barabash, S., Zhang, T., Baumjohann, W., 2006. Loss of hydrogen and oxygen from the upper atmosphere of Venus. *Planetary and Space Science*, 54, 1445-1456.
- Lammer, H., Kasting, J. F., Chassefière, E., Jhonson, R. E., Kulikov, Y. N., Tian, F., 2008. Atmospheric Escape and Evolution of Terrestrial Planets and Satellites. *Space Science Review*, 139, 399-436.
- Lim, J., White, S. M., 1996. Limits to Mass Outflows from Late-Type Dwarf Stars. *Astrophys. J.*, 462, L91-L94.
- Mihalov, J. D., Barnes, A., 1982. The distant interplanetary wake of Venus – Plasma observations from Pioneer Venus. *J. Geophys. Res.* 87, 9045-9053.
- Moore, K. R, Thomas, V. A., McComas, D. J., 1991. Global Hybrid simulation of the solar wind interaction with the dayside of Venus. *J. Geophys. Res.*, 96, 7779-7791.
- Mullan, D. J., Doyle, J. G., Redman, R. O., Mathioudakis, M., 1992. Limits on Detectability of Mass Loss from Cool Dwarfs. *Astrophys J.*, 397, 225-231.
- Pepe, F., Mayor, M., Delabre, B., Kohler, D., Lacroix, D., Queloz, D., Udry, S., Benz, W., Bertaux, J., Sivan, J., 2000. HARPS: A New High-Resolution Spectrograph for the Search of Extrasolar Planets. *SPIE*, 4008, 582-592.
- Russell, C. T., Luhmann, J. G., Strangeway, R. J., 2006. The solar wind interaction with Venus through the eyes of the Pioneer Venus Orbiter. *Planet. Space Sci.* 54, 1482-1495.
- Scalo, J., Kaltenegger, L., Segura, A., Fridlund, M., Ribas, I., Kulikov, Y., Grenfell, J., Rauer, H., Odert, P., Leitzinger, M., Selsis, F., Khodachenko, M., Eiroa, C., Kasting, J., Lammer, H., 2007. M Stars as Targets for Terrestrial Exoplanet Searches And Biosignature Detection. *Astrobiology*, 7(1), 85-166.

- Silvestri, N., Hawley, S. L., Oswalt, T.D., 2005. The Chromospheric Activity and Ages of M Dwarf Stars in Wide Binary Systems. *Astron. J.*, 129(5), 2428-2450.
- Soderblom, D. R., 1990. Kinematics of chromospherically active late-type dwarfs in the solar neighborhood. *Astron. J.* 100, 204-212.
- Spreiter, J., Stahara, (1980), Solar wind flow past Venus: theory and comparison. *J. Geophys. Res.* 98, 17,251-17,262.
- Tarter, J., Backus, P., Mancinelli, R., Aurnou, J., Backman, D., Basri, G., Boss, A., Clarke, A., Deming, D., Doyle, L., Feigelson, E., Freund, F., Grinspoon, D., Haberle, R., Hauck, S., Heath, M., Henry, T., Hollingsworth, J., Joshi, M., Kilston, S., Liu, M., Meikle, Erik, R., Rothschild, L., Scalo, J., Segura, A., Tang, C., Tiedje, J., Turnbull, M., Walkowicz, L., Weber, A., Young, R., 2007. A Reappraisal of The Habitability of Planets around M Dwarf Stars. *Astrobiology*, 7(1), 30-65.
- Udry, S., Bonfils, X., Delfosse, X., Forveille, T., Mayor, M., Perrier, C., Bouchy, F., Lovis, C., Pepe, F., Queloz, D., Bertaux, J.-L., 2007. The HARPS Search for Southern Extra-Solar Planets. XI. Super-Earths (5 and 8 M_{\oplus}) in a 3-Planet System. *Astron. Astrophys.*, 469, L43-L47.
- Van den Oort, G.H.J., Doyle, J.G., 1997. Constraints on mass loss from dMe stars: theory and observations, *Astron. Astrophys.* 319, 578-588.
- Wargelin, B., Drake, J., 2001. Observability of Stellar Winds from Late-Type Dwarfs via Charge Exchange X-Ray Emission. *Astrophys J*, 546, L57-L60.
- Wargelin, B., Drake, J., 2002. Stringent X-ray Constraints on Mass Loss from Proxima Centauri. *Astrophys J*, 578, 503-514.
- Wargelin, B., Kashyap, V. L., Drake, J. J., García-Álvarez, D., and Ratzlaff, P. W., 2008. X-ray Flaring on the dMe Star, ROSS 154. *Astrophys J*, 676, 610-627.
- West, A., Hawley, S., Walkowicz, L., Covey, K., Silvestri, N., Raymond, S., Harris, H., Munn, J., McGehee, P., Ivezi, Brinkmann, J., 2004. Spectroscopic Properties of Cool Stars in the Sloan Digital Sky Survey: An Analysis of Magnetic Activity and a Search for Subdwarfs. *Astronomical J.*, 128(1), 426-436.
- Wood, B., Miller, H.-R., Zank, G., Linsky, J., 2002. Measured Mass-Loss Rates of Solar-like Stars as a Function of Age and Activity. *Astrophys J.*, 574, 412-425.
- Wright, A., Barlow, M., 1975. The Radio and Infrared Spectrum of Early-Type Stars Undergoing Mass Loss. *MNRAS*, 170, 41-51.
- Young, A., Skumanich, A., Stauffer, J. R., Harlan, E., Bopp, B. W., 1989. A study of excess H-alpha emission in chromospherically active M dwarf. *Astrophys. J.* 344, 427-436.