

New high magnetic field phase of the frustrated  $S = 1/2$  ferromagnetic chain  $\text{LiCuVO}_4$ 

L. E. Svistov<sup>1,2</sup>, T. Fujita<sup>2</sup>, H. Yamaguchi<sup>2</sup>, S. Kimura<sup>2</sup>, K. Omura<sup>2</sup>,  
A. Prokofiev<sup>4</sup>, A. I. Smirnov<sup>1,5</sup>, Z. Honda<sup>3</sup> and M. Hagiwara<sup>2</sup>

<sup>1</sup>*P. L. Kapitza Institute for Physical Problems RAS, 119334 Moscow, Russia*

<sup>2</sup>*KYOKUGEN, Osaka University, Machikaneyama 1-3, Toyonaka 560-8531, Japan*

<sup>3</sup>*Graduate School of Science and Engineering, Saitama University,  
255 Shimo-okubo Saitama, Saitama 338-8570, Japan*

<sup>4</sup>*Institut für Festkörperphysik Technische Universität Wien, A-1040 Wien, Austria*

<sup>5</sup>*Moscow Institute for Physics and Technology, 141700, Dolgoprudny, Russia*

(Dated: January 30, 2019)

Magnetization of the frustrated  $S = 1/2$  ferromagnetic chain cuprate  $\text{LiCuVO}_4$ , focusing on the high magnetic field phases, is reported. Besides a spin-flop transition and the transition from a planar spiral to a spin modulated structure observed recently, an additional transition was observed just below the saturation field. This newly observed magnetic phase is considered as a spin nematic phase, which was predicted theoretically but was not observed experimentally. The lower and upper critical fields of this phase are in good agreement with those calculated by Zhitomirsky and Tsunetsugu using a microscopic model (M. E. Zhitomirsky and H. Tsunetsugu, preprint, arXiv:1003.4096v1).

PACS numbers: 75.50.Ee, 76.60.-k, 75.10.Jm, 75.10.Pq

Unconventional magnetic orders and phases in frustrated quantum-spin chains are one of the attractive issues, because they take place or appear under a fine balance of the exchange interactions and are sometimes caused by much weaker interactions or fluctuations<sup>1-4</sup>.

A kind of frustration in quasi one-dimensional (1D) chain magnets is provided by competing interactions when the intra-chain nearest neighbor (NN) exchange is ferromagnetic and the next-nearest neighbor (NNN) exchange is antiferromagnetic. This type of competing exchange interactions results in the formation of bound magnon pairs in a high magnetic field near the saturation point<sup>1,5,6</sup>. The condensation of bound magnon pairs could provide a nematic spin ordering. Numerical investigations of frustrated chain magnets with different models<sup>7-9</sup> have, indeed, predicted a nematic ordering of transverse spin components at zero temperature in a magnetic field range close to the saturation field. The spin nematic phase was introduced in a phenomenological theory<sup>10</sup> as a type of magnetic ordering with zero ordered spin components and nonzero spin correlations emerging via a second order phase transition. This spin ordering is analogous to the well known ordering of molecules in nematic phases of liquid crystals<sup>11</sup>. Besides the frustrated spin  $S = 1/2$  chains, the  $S \geq 1$  systems with biquadratic exchange interactions were proposed as potential nematics<sup>12</sup>. Nevertheless, real spin systems with a nematic type of magnetic ordering have not been found during a long period.

Recently a new analytical approach for the description of the high field magnetic phase of frustrated chains with a spin-nematic order parameter was proposed<sup>13</sup>. The critical field for the transition to this curious phase and the field range of this phase were calculated from the representation of the condensate wave function in terms of the coherent bosonic states. A  $S = 1/2$  quasi 1D magnet with the competing interaction of the described

type,  $\text{LiCuVO}_4$ , was analyzed there as a potential spin nematic. For the case of  $\text{LiCuVO}_4$ , the nematic phase was predicted to exist in the field interval of about 2.6 T below the saturation field. This work stimulated our high field magnetization measurements on  $\text{LiCuVO}_4$  single crystals.

$\text{LiCuVO}_4$  crystallizes in an inverse spinel structure  $AB_2O_4$  with an orthorhombic distortion induced by a cooperative Jahn-Teller effect of the  $\text{Cu}^{2+}$  ions. Copper ions share the octahedral sites in the orthorhombically distorted spinel structure in a way where copper ions are arranged in chains along the crystallographic  $b$ -axis. These chains are separated by the nonmagnetic ions of lithium, vanadium and oxygen. The elementary cell contains four magnetic ions  $\text{Cu}^{2+}$  ( $S = 1/2$ ) with the coordinates  $(0,0,0)$ ,  $(0,1/2,0)$ ,  $(1/2,0,1/2)$ , and  $(1/2,1/2,1/2)$  (see Fig. 1). Neutron-diffraction experiments<sup>14</sup> indicate that in the magnetically ordered phase at  $T < T_N = 2.3$  K and  $H = 0$  an incommensurate planar spiral spin structure occurs with the wave vector  $k_{ic} = (0.468) \cdot 2\pi/b$  directed along the  $\text{Cu}^{2+}$  chains (Fig. 1). The Curie-Weiss temperature is  $\Theta_{CW} = -15$  K. The magnitude of the ordered magnetic moments of the  $\text{Cu}^{2+}$  ions amounts to  $0.31\mu_B$  at  $T=1.6$  K. The spins are lying within the  $ab$ -planes. The strong reduction of the ordered component and the small value of the ratio  $T_N/\Theta_{CW}$  indicate a significant influence of quantum fluctuations and frustration on the ground state of  $\text{LiCuVO}_4$ .

Inelastic neutron-scattering experiments<sup>15</sup> confirmed that the exchange interactions  $J_{1,2}$  within chains (see Fig.1) are dominant, and the NN and NNN intrachain exchange interactions are ferromagnetic and antiferromagnetic, respectively. It was shown that the incommensurate structure is due to these competing interactions.

In addition, it was found that there is a ferromagnetic exchange between neighboring chains along the  $a$ -axis ( $J_3$ ) (Fig. 1), and an exchange link between different

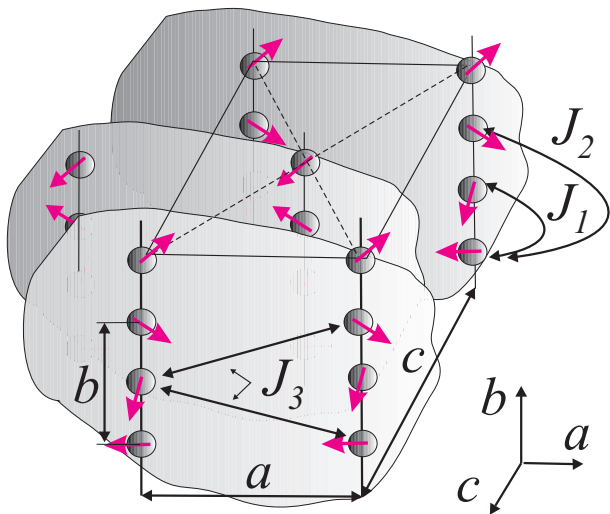


FIG. 1: Schematic of the  $\text{Cu}^{2+}$  moments in the crystal structure of  $\text{LiCuVO}_4$ . Copper ions are marked by circles, where the arrows at each site constitute a helical spin structure at  $H = 0$  below  $T_N$  (Ref. 14).  $J_1$ ,  $J_2$ , and  $J_3$  denote the main exchange integrals<sup>15</sup> defined in the magnetic structure of  $\text{LiCuVO}_4$ . Shaded planes contain the strong exchange bonds.

$ab$ -planes ( $J_4$ ), which is almost five times weaker than  $J_3$ .

On applying a static magnetic field  $H$ , a number of consecutive magnetic phase transitions were observed.<sup>15–18</sup> In the field range below 12 T, the magnetically ordered states were studied by means of ESR and NMR techniques.<sup>16</sup> For  $H$  applied within the  $ab$ -plane, the first phase transition takes place at  $\mu_0 H_{c1} \approx 2.5$  T, being interpreted as a spin-flop reorientation of the spin spiral plane perpendicular to the magnetic field. The transition field  $H_{c1}$  is a function of parameters of the anisotropic exchange interactions and of the anisotropy of magnetic susceptibility.<sup>16</sup>

At  $\mu_0 H_{c2} \approx 7.5$  T, there is a transition to a new phase with the collinear spin-modulated structure. The ordered spins in this collinear phase are directed along the magnetic field. Moreover, the ordering only occurs within the separate  $ab$ -planes, and the different planes are not correlated to each other.<sup>16,18</sup> This transition was observed for all three principal field orientations  $H \parallel a, b$ , and  $c$ . A weak anisotropy of the transition field  $H_{c2}$  reveals an exchange nature of this transition. A possible mechanism of this transition was proposed in Ref. 9.

The saturation of the magnetization was ascribed to the anomalies observed at the field  $\mu_0 H_s \approx 40$  T and 50 T for the orientations  $H \parallel c$  and  $H \parallel a$ , respectively.<sup>15,17</sup>

Single crystals of  $\text{LiCuVO}_4$  of several cubic millimeters were prepared as described in Ref. 19. Owing to the close values of the ionic radii of lithium and copper ions, it is difficult to grow stoichiometric samples. The single crystal samples studied in the present work satisfy the following conditions:  $\text{Li}/\text{V} = 0.96 \pm 0.05$ ,  $\text{Li}/\text{Cu} = 0.95 \pm 0.04$ ,  $\text{Cu}/\text{V} = 0.99 \pm 0.01$ . Thus, the average composition of the

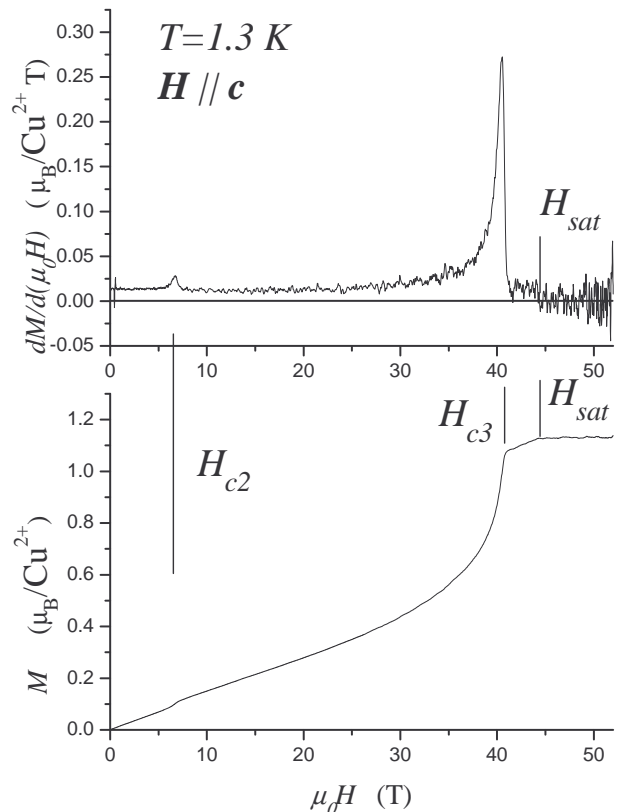


FIG. 2: Upper panel:  $dM/dH$  curve measured with a pulse field technique. Lower panel:  $M(H)$  curve obtained by integration of  $dM/dH$  as a function of  $H$  at 1.3 K for  $H \parallel c$ .

sample is  $\text{Li}_{0.97}\text{CuVO}_4$ . The analysis of the quality of samples is discussed in Ref. 20. The samples used in the present work were denoted in Ref. 20 as those from the batch 1.

Magnetization curves in static magnetic fields of up to 7 T were measured with a commercial SQUID magnetometer (Quantum Design MPMS-XL7). High field magnetization data were taken in magnetic fields of up to 55 T using a pulsed magnet at KYOKUGEN in Osaka University.

Experimental curve  $dM/dH$  and its integral  $M(H)$  for  $H \parallel c$  are shown in Fig.2. Similar  $dM/dH$  and  $M(H)$  curves at 1.3 K were also obtained for two other principal directions  $a$  and  $b$ . Each  $dM/dH$  curve demonstrates two sharp peaks and a step. A strong inflection is seen on the  $M(H)$  curves before the saturation.

The lowest transition, marked as  $H_{c2}$ , occurs at  $H \approx 7$  T for all three field directions. This anomaly corresponds to the transition from a spiral to a collinear spin modulated magnetic phase described above. The field derivative of magnetization above  $H_{c2}$  is a bit smaller than that in the low field phase. This difference equals  $5 \pm 1\%$  at  $H \parallel c$ ,  $3.5 \pm 1\%$  at  $H \parallel a$  and  $2.5 \pm 1\%$  at  $H \parallel b$ . At this critical field the jump of magnetization occurs. For all three field directions the value of the jump amounts to  $14 \pm 2\%$  of the magnetization just below it.

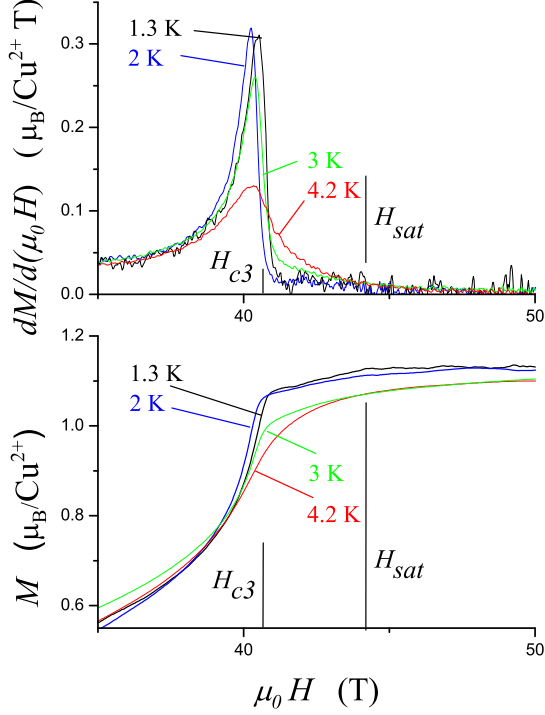


FIG. 3:  $dM/dH, M(H)$  curves measured with a pulse field technique for  $H \parallel c$  and the designated temperatures.

Our intriguing finding in the magnetization curve is a "fine structure" near the saturation process, which occurs between  $H_{c3}$  and  $H_{sat}$ . The field  $H_{c3}$  is determined as the position of  $dM/dH$  maximum. Right under  $H_{c3}$  (Fig. 2), the  $dM/dH$  increases abruptly more than by a factor of twenty. The magnetic moment at  $H_{c3}$  reaches 95% of the saturation value. Above  $H_{c3}$  the  $dM/dH$  drops quickly to that in the middle field range. Then, it goes down to zero at  $H_{sat}$ . The magnetic moment per  $\text{Cu}^{2+}$  ion in the saturated phase is  $M = 1.15 \pm 0.05 \mu_B/\text{Cu}^{2+}$ , which is consistent with the expected value  $1.15 \mu_B/\text{Cu}^{2+}$  corresponding to  $g=2.3$ . The fields  $H_{c3}$  and  $H_{sat}$  are well separated by an interval of  $3.9 \pm 0.1$  T for  $H \parallel c$ ,  $4.8 \pm 0.2$  T for  $H \parallel a$ , and  $4.4 \pm 0.2$  T for  $H \parallel b$ .

The temperature evolution of the  $M(H)$  curve for  $H \parallel c$  is shown in Fig. 3. The small inflection of  $M(H)$  at  $H_{sat}$  is distinguishable at the temperatures below 2 K. For temperatures higher than 2 K, the phase transition at  $H_{c3}$  is broadened and the anomaly at  $H_{sat}$  is masked.

The results of low field magnetization measurements are depicted in Fig. 4. The  $dM/dH$  curves for  $H \parallel a$  and  $H \parallel b$  have peaks at  $H_{c1}=2.5$  T and 3.1 T, respectively, which correspond to a spin flop reorientation of the spin plane depicted in the lower panel of Fig. 4. These critical fields are listed in Table 1. The proposed magnetic phases at  $T < 2$  K are presented in the lower panel of Fig. 4. For  $H \parallel c$ , the low field transition is absent, because the

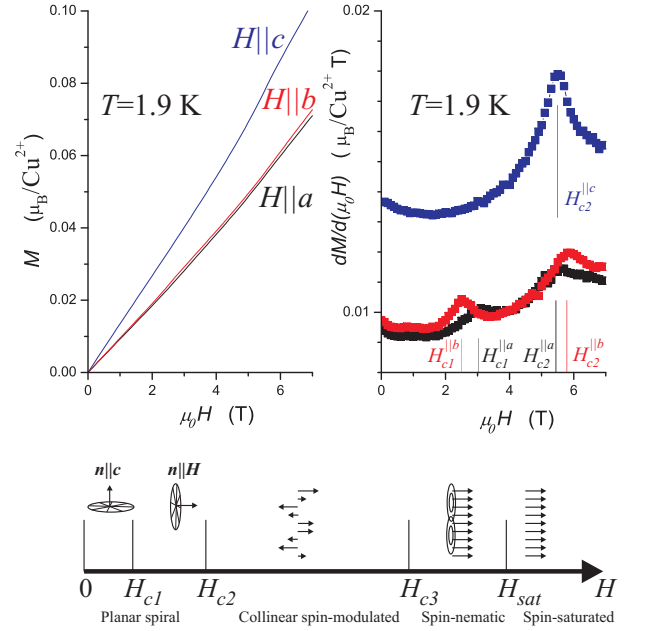


FIG. 4: Upper panel: the low field magnetization curves  $M(H)$  (left) and their field derivatives (right) measured with the SQUID magnetometer for three field directions and at  $T=1.9$  K. Lower panel: the schema of expected magnetic phases in  $\text{LiCuVO}_4$  single crystals at  $T < 2$  K.

spin flop reorientation of the spin plane does not take place for this direction. The values of  $H_{c1}$  for  $a$  and  $b$  directions of the magnetic field are consistent with those obtained from the ESR measurements in Ref. 16. The  $H_{c2}$  for  $H \parallel c$  is close to that observed in the  $M(H)$  curve in Ref. 17. The field  $H_{c3}$  in Fig. 2 corresponds well to the peak of  $dM/dH$  observed in Ref. 15,17, where the authors ascribed this anomaly to the saturation field. Our magnetization measurements on good single crystals make clear that the field at the large peak of  $dM/dH$  is not the saturation field  $H_{sat}$  as supposed before but is the field of the transition into a new high field phase in the vicinity of  $H_{sat}$ .

For the description of  $H_{sat}$  and the calculations of critical fields we use the model Hamiltonian for  $\text{LiCuVO}_4$  in the following form:

$$\begin{aligned} \hat{\mathcal{H}} = & \sum [J_1(\mathbf{S}_{i,j} \cdot \mathbf{S}_{i,j+1}) + \mathbf{S}_{i,j} \cdot \mathbf{J}_1^a \cdot \mathbf{S}_{i,j+1}] \\ & + \sum [J_2(\mathbf{S}_{i,j} \cdot \mathbf{S}_{i,j+2}) + \mathbf{S}_{i,j} \cdot \mathbf{J}_2^a \cdot \mathbf{S}_{i,j+2}] \\ & + \sum [J_3(\mathbf{S}_{i,j} \cdot \mathbf{S}_{i+1,j+1}) + J_3(\mathbf{S}_{i+1,j+1} \cdot \mathbf{S}_{i,j})] \\ & + \sum \mu_B \mathbf{H} \cdot \mathbf{g} \cdot \mathbf{S}_{i,j}, \end{aligned} \quad (1)$$

where:  $g_{aa} = 2.070$ ,  $g_{bb} = 2.095$ ,  $g_{cc} = 2.313$ ,  $J_1 = -18.5$  K,  $J_2 = 44$  K,  $J_3 = -4.3$  K  $J_{1aa}^a = 0.16$  K,  $J_{1bb}^a = -0.02$  K,  $J_{1cc}^a = -1.75$  K,  $J_{2cc}^a = -0.2$  K. The remaining components of tensors are proposed to be small. The sums in (1) mean summation over exchange bonds marked in Fig. 1. The components of  $\mathbf{g}$  and  $\mathbf{J}_1^a$  tensors are obtained from ESR experiments<sup>21</sup>,  $J_{1,2,3}$  from

the neutron scattering study<sup>15</sup> and  $J_{2cc}$  from the gap of the low-frequency antiferromagnetic resonance branch in magnetically ordered phase<sup>16</sup>. The anisotropic contributions  $J_{1cc}^a$  and  $J_{2cc}^a$  correspond to the easy axis type of the anisotropy for the ferromagnetic order parameter and the easy plane for the antiferromagnetic one. The anisotropy of this type, as it was shown in Ref. 22, stabilizes the planar spiral spin structure at zero field.

The saturation field  $H_{sat}$  is strongly anisotropic, and its value for  $H \parallel a$  and  $H \parallel b$  is about 1.2 larger than that for  $H \parallel c$ . The saturation field calculated for the magnetic structure of  $\text{LiCuVO}_4$  with the exchange bonds denoted in Fig. 1 is  $H_{sat}^i = 4J_2S(1 + J_1/4J_2)^2/g_i\mu_B$  ( $i=a, b$ , and  $c$ )<sup>13,23</sup>. Using the values of  $g$ -factor,  $J_1$ ,  $J_2$  mentioned above, we obtain the saturation fields  $\mu_0H_{sat}^a=50.5$  T,  $\mu_0H_{sat}^b=49.9$  T, and  $\mu_0H_{sat}^c=45.2$  T. The evaluated values of the saturation fields are in good agreement with those observed in our experiment. Note that the anisotropic exchange constants are too small to explain the difference between the observed  $\mu_0H_{sat}^{a,b,c}$ . The values of  $H_{c3}^{a,b,c}$  have the same proportion as those of  $g_{a,b,c}$ .

TABLE I:

	$H_{c1}$ (1.9 K)	$H_{c2}$ (1.3 K)	$H_{c3}$ (1.3 K)	$H_{sat}$ (1.3 K)
$H \parallel a$	2.5 T	$7.6 \pm 0.2$ T	$47.4 \pm 0.2$ T	$52.2 \pm 0.3$ T
$H \parallel b$	3.1 T	$7.6 \pm 0.2$ T	$47.4 \pm 0.2$ T	$51.8 \pm 0.3$ T
$H \parallel c$	-	$6.7 \pm 0.2$ T	$40.5 \pm 0.2$ T	$44.4 \pm 0.3$ T
Theory' ( $T = 0$ )	-	-	44.5 T	47.1

Our observations clearly indicate that the field  $H_{c3}$  is different from the saturation field. The field and magnetization intervals, corresponding to the new found magnetic phase may be compared with theoretical calculations performed in different models for a nematic phase.

A numerical investigation of magnetic phase diagram of a frustrated chain was carried out<sup>9</sup> using a model with anisotropic exchange interactions  $J_{1cc}^a$ ,  $J_{2cc}^a$ , at the condition  $J_{1cc}^a/J_1 = J_{2cc}^a/J_2$ . Three phases were predicted for the system with exchange parameters  $J_1, J_2, J_{1cc}^a$  of  $\text{LiCuVO}_4$ . In the low field range a quadrupolar spin density wave phase takes place, which has the same nearest spin correlations as the spin modulated phase, observed in the experiment. A quadrupolar spin nematic phase occurs in a range below  $H_{sat}$ . Then a saturated phase appears above  $H_{sat}$ . This work predicts that a nematic phase should exist in the interval of magnetization between  $M_{sat} - \Delta M$  and  $M_{sat}$ . The value of  $\Delta M$  is predicted to be 20-30 % of  $M_{sat}$ . Experimental value

of  $\Delta M$  is 5% of  $M_{sat}$  (see Fig. 2). Thus, the numerical investigation<sup>9</sup> describes qualitatively the high field phases of  $\text{LiCuVO}_4$ . In the low field range, a spiral planar magnet is observed experimentally instead of theoretically predicted spin density wave phase. Note that the  $M(H)$  curves observed experimentally differ essentially from those obtained numerically for a 1D model<sup>9</sup>. For 1D models the fluctuation divergence of  $dM/dH$  takes place at  $H_{sat}$ , whereas in the experiment the divergence is found at  $H_{c3} (< H_{sat})$ . Probably, this difference is caused by the 2D character of exchange links in  $\text{LiCuVO}_4$ .

A more adequate 2-D model with exchange interactions  $J_1, J_2, J_3$  was considered analytically in Ref. 13. A phase transition from a spiral umbrella-like phase to a spin-nematic one was predicted at a critical field  $H_c$ . The field range of the nematic phase is supposed to reach  $H_{sat}$ . For exchange parameters of  $\text{LiCuVO}_4$  the width of field range of nematic phase is  $H_{sat} - H_c = 2.6$  T, which is not far from the experimental value of  $H_{sat} - H_{c3}$  ( $3.9 \sim 4.8$  T). The theoretical estimation was performed in the approximation of the isotropic  $g$ -factor equal to 2.0, which differs from the real values of  $g_{a,b,c}$ . Besides, the exchange parameters  $J_{1,2,3}$  are known with the accuracy of 12, 1.5 and 70% correspondingly. This may be a reason of a considerable uncertainty in the theoretical estimation of  $H_c$ . We may conclude that the experimental values of  $H_{c3}$  and of  $H_{sat} - H_{c3}$  are in agreement with the theoretical estimations off Ref.13. Thus, we believe that the observed new phase above  $H_{c3}$  is a spin nematic phase.

In conclusion, a new magnetic phase near the saturation field is observed in a quasi-1D  $S = 1/2$  magnet with competing NN and NNN exchange interactions  $\text{LiCuVO}_4$ . By comparison with theoretical studies of Refs. 1,7–9,13, this new phase must be a spin nematic one. This proposition is supported also by a reasonable agreement between the critical fields calculated analytically<sup>13</sup> in the 2-D model and experimental results.

We thank M. Zhitomirsky for useful discussions. This work was carried out under the Visiting Researcher Program of KYOKUGEN and partly supported by Grants-in-Aid for Scientific Research (No.20340089), and the Global COE Program (Core Research and Engineering of Advanced Materials-Interdisciplinary Education Center for Materials Science) (No. G10) from the MEXT, Japan. This work was also supported by the Grants 09-02-12341, 10-02-01105-a of the Russian Foundation for Basic Research, Russian President Program of Scientific Schools.

<sup>1</sup> A. V. Chubukov, Phys. Rev. B **44**, 4693 (1991).

<sup>2</sup> A. K. Kolezhuk, Phys. Rev. B **62**, R6057, (2000).

<sup>3</sup> A. K. Kolezhuk and T. Vekua, Phys. Rev. B **72**, 094424 (2005).

<sup>4</sup> D. V. Dmitriev and V. Yu. Krivnov, Phys. Rev. B **77**, 024401 (2008).

<sup>5</sup> R. O. Kuzian and S.-L. Drechsler, Phys. Rev. B **75**, 024401 (2007).

- <sup>6</sup> H. T. Ueda and K. Totzuka, Phys. Rev. B **80**, 014417 (2009).
- <sup>7</sup> T. Hikihara Phys. Rev. B **78**, 0144404 (2008).
- <sup>8</sup> J. Sudan, A. Lüscher, and A. M. Läuchli, Phys. Rev. B **80**, 140402(R) (2009).
- <sup>9</sup> F. Heidrich–Meisner, I. P. McCulloch, and A. K. Kolezhuk, Phys. Rev. B **80**, 144417 (2009).
- <sup>10</sup> A. F. Andreev and I. A. Grishchuk, Sov. Phys. JETP **60**, 267 (1984).
- <sup>11</sup> P.G. de Gennes, "Liquid crystals", Clarendon Press, Oxford (1974).
- <sup>12</sup> M. Blume and Y.Y. Hsieh, J. Appl. Phys. **40**,1249 (1969).
- <sup>13</sup> M. E. Zhitomirsky and H. Tsunetsugu, arXiv:1003.4096v1 [cond-mat.str-el] 22 Mar 2010.
- <sup>14</sup> B. J. Gibson *et al.*, Physica **B 350**, e253 (2004).
- <sup>15</sup> M. Enderle *et al.*, Europhys. Lett. **70**, 237 (2005).
- <sup>16</sup> N. Büttgen *et al.*, Phys. Rev. B **76**, 014440 (2007).
- <sup>17</sup> M. G. Banks *et al.*, J. Phys.: Condens. Matter **19**, 145227 (2007).
- <sup>18</sup> N. Büttgen *et al.*, Phys. Rev. B **81**, 052403 (2010).
- <sup>19</sup> A. V. Prokofiev, I.G. Vasilyeva and W. Assmus, J. Crystal Growth **275**, e2009 (2005).
- <sup>20</sup> A. V. Prokofiev *et al.*, J. Crystal Growth **177**, 3131 (2004).
- <sup>21</sup> H.-A. Krug von Nidda *et al.*, Phys. Rev. B **65**,134445 (2002).
- <sup>22</sup> S. Furukawa *et al.*, J. Phys. Soc. Jpn. **77**,123712 (2008).
- <sup>23</sup> T. Nagamiya, K. Nagata and Y. Kitano, Prog.Theor.Phys.**27**, 1253 (1962)