

# ACHIEVING BETTER THAN ONE-MINUTE ACCURACY IN THE HELIOCENTRIC AND BARYCENTRIC JULIAN DATES

JASON EASTMAN<sup>1</sup>, ROBERT SIVERD<sup>1</sup>, B. SCOTT GAUDI<sup>1</sup>

*Draft version January 18, 2020*

## ABSTRACT

As the quality and quantity of astrophysical data continues to improve, the precision with which certain astrophysical events can be timed becomes limited not by the data themselves, but by the manner, standard, and uniformity with which time itself is referenced. While some areas of astronomy (most notably pulsar studies) have required time standards with precisions of considerably better than a minute for many decades, recently new areas have crossed into this regime. In particular, in the exoplanet community, we have found that the (typically unspecified) time standards adopted by various groups can differ by as much as a minute. Left uncorrected, this ambiguity may be mistaken for transit timing variations and bias eccentricity measurements. We argue that since the commonly-used Julian Date, as well as its Heliocentric and Barycentric counterparts, can be specified in several time standards, it is imperative that the time system always be reported. We summarize the rationale behind our recommendation to use BJD<sub>TDB</sub>, the Barycentric Julian Date in the Barycentric Dynamical Time standard, which is the most practical absolute time reference for extra-terrestrial phenomena, and is ultimately limited by the properties of the target system. We compile a general summary of factors that must be considered in order to achieve timing precisions ranging from 15 minutes to 1 microsecond. Finally, we provide software tools that, in principal, allow one to calculate BJD<sub>TDB</sub> to a precision of 1  $\mu$ s for any target from anywhere on Earth or from any spacecraft.

*Subject headings:* Barycentric, Heliocentric, Julian Date, UTC, TDB, TT, TDT, TAI, light time

## 1. INTRODUCTION

Precise timing of astrophysical events is one of the fundamental tools of astronomy, and is an important component of essentially every area of study. There are two basic sources of uncertainty in timing: the astrophysical data characterizing the event, and the time stamp with which the event is referenced. Unfortunately, since the accuracy of the time stamp is something that is often taken for granted, the improvements in data are sometimes not accompanied (or are not uniformly accompanied) by the requisite improvements in accuracy of the time stamp used. This situation can lead to confusion, or even spurious inferences.

Timing plays a particularly important role in the study of exoplanets. Indeed, many of the ways in which exoplanets are discovered involve the detection of transient or time-variable phenomena, including the radial velocity, transit, microlensing, and astrometry techniques. Furthermore, in some cases much can be learned about planetary systems from the precise timing of these phenomena. As examples, the measurement of terrestrial parallax in microlensing allows one to infer the mass of the primary lens and so the planetary companion (e.g., Gould et al. 2009), and one can constrain the eccentricity of transiting planets by comparing the times of primary transits and secondary eclipses (e.g., Deming et al. 2005; Charbonneau et al. 2005; Knutson et al. 2007). Possibly the most promising application of timing in exoplanets, however, comes from Transit Timing Variations (TTVs). With an exquisitely periodic phenomena like transiting planets, we will be able to measure many effects from the departures from strict periodicity like gravitational perturbations from additional planets (Miralda-Escudé 2002; Holman & Murray 2005; Agol et al. 2005), trojans

(Ford & Gaudi 2006; Ford & Holman 2007), and moons (Kipping 2009), as well as TTVs from stellar quadrupoles (Miralda-Escudé 2002), tidal deformations, general relativistic precession (Jordán & Bakos 2008; Pál & Kocsis 2008), orbital decay (e.g., Sasselov 2003), and proper motion (Rafikov 2009).

Because of its great potential, TTVs have become the focus of many groups. The typical data-limited transit timing precisions of most observations are around one minute, with the best transit time precision yet achieved of a few seconds (Pont et al. 2007). However, as discussed above, accuracies of transit times are limited not only by the data themselves, but also by the time stamp used. In order to make these difficult measurements useful, it is critical that a time stamp be used that is considerably more accurate than the uncertainty due to the data themselves. Furthermore, since thorough characterization of TTVs will require the use of all available data spanning many years from several groups, this time stamp must be stable in the long term, and all groups must clearly convey how it was calculated.

Unfortunately, we have discovered that, in the exoplanet community, the Julian Date (JD) and its Geocentric (GJD), Heliocentric (HJD) and Barycentric (BJD) counterparts are currently being quoted in several different, and often unspecified, time standards. This general lack of homogeneity and specificity leaves quoted time stamps ambiguous at the 1 minute level. More alarmingly, the most commonly used time standard, the Coordinated Universal Time (UTC), is discontinuous and drifts with the addition of each leap second roughly each year.

The pulsar community has solved the problem of precise timing well beyond the level that is currently necessary for exoplanet studies, and we can benefit from the techniques they have developed over the past 40 years. In particular, their current state of the art program (TEMPO2) models pulsar arrival

<sup>1</sup> The Ohio State University, 140 W. 18th Ave., Columbus OH, 43210;  
 jdeast@astronomy.ohio-state.edu

times to  $\pm 1$  ns precision (Hobbs et al. 2006). This program is highly specialized and generally cannot be applied outside of pulsar timing observations, but many of the effects they consider are relevant to optical observers in the exoplanet community.

In this paper, we summarize the effects one must consider in order to achieve timing accuracy of  $1 \mu\text{s}$  – well beyond the accuracy that will likely be required by the exoplanet community for the foreseeable future. Section 2 discusses the origins of timing differences and section 3 discusses the practical limitations to achieve a given timing precision. We describe how to calculate the time stamp we advocate, and present our IDL and web-based implementation of this calculation in section 4. Lastly, in the appendix, we discuss some of our specific findings about the time stamps that are currently being used and how these are calculated throughout the exoplanet community.

While we focus on the effects of timing on the optical/infrared exoplanet community, timing precisions of order one minute are necessary for many other areas as well, and the results of this paper should be equally applicable in those cases.

## 2. THEORETICAL TIMING PRECISION

The biggest source of confusion comes from the fact that time standards and reference frames are independent from one another, even though there are many overlapping concepts between the two. We will use the following terminology: “reference frame” will refer to the geometric location from which one could measure time – different reference frames differ by the light travel time between them, “time standard” will refer to the way a particular clock ticks and the arbitrary zero point, as defined by international standards, and “time stamp” is the combination of the two, and determines the timing accuracy of the event. First we discuss the reference frame, then the time standard, and finally other effects that influence the arrival time of a photon.

### 2.1. Reference Frames: The Rømer Delay

Due to the finite speed of light, as the Earth travels in its orbit, light from an astrophysical object may arrive early or be delayed by as much as 8.3 minutes from the intrinsic time of the extraterrestrial event. This is called the Rømer delay,  $\Delta_R$ , in honor of Ole Rømer’s demonstration that the speed of light is finite. Since most observers cannot observe during daylight, a bias is introduced and in practice the delay is only as much as 7 minutes, for a peak-to-peak variation of 15 minutes. Figure 1 shows an example of this effect for the maximally affected object at a declination of 0 degrees. In order to show the observational bias, our example assumes the object is at 0 hours right ascension. This curve will shift in phase with right ascension and in amplitude with declination. We also place our observer at the Earth’s equator, but note that the asymmetry will be larger at different latitudes.

The solution to this problem is to calculate the time when a photon would have arrived at an inertial reference frame. This time delay is a simple dot product of the unit vector from the observer to the object,  $\hat{n}$ , and the vector from the origin of the new reference frame to the observer,  $\vec{r}$ :

$$\Delta_{R\odot} = \frac{\vec{r} \cdot \hat{n}}{c}, \quad (1)$$

where  $c$  is the speed of light and  $\hat{n}$  can be written in terms of its right ascension ( $\alpha$ ) and declination ( $\delta$ ):

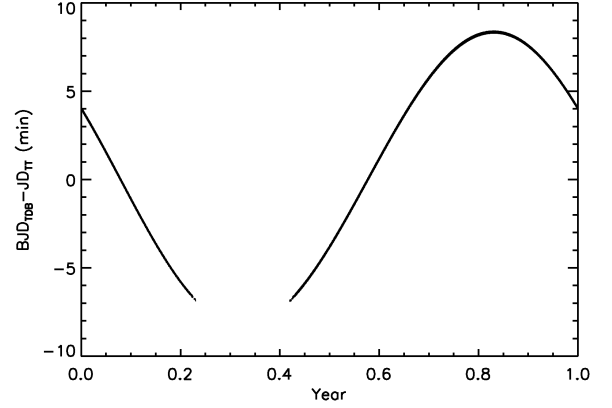


FIG. 1.— The difference between  $\text{BJD}_{\text{TDB}}$  and the uncorrected  $\text{JD}_{\text{TT}}$  (see text for definitions) over the course of a year. We plot the correction for the maximally-affected object at a declination of zero degrees for an observer at latitude of zero degrees. We exclude all points where the object has an airmass greater than three and the Sun is higher than  $-12$  degrees in order to highlight observing biases.

$$\hat{n} = \begin{pmatrix} \cos(\delta)\cos(\alpha) \\ \cos(\delta)\sin(\alpha) \\ \sin(\delta) \end{pmatrix}. \quad (2)$$

This equation is general as long as  $\alpha$ ,  $\delta$ , and  $\vec{r}$  are in the same coordinate system (e.g., J2000) and the object located at  $(\alpha, \delta)$  is infinitely far away. Other forms of this equation in the literature assume that we have the angular coordinates of the new origin or that the Earth and the new origin are in the same plane (e.g., Binnendijk 1960; Henden & Kaitchuck 1982; Hirshfeld & Sinnott 1997), but we explain in section 4 why this form is most practical for calculating the delay.

The HJD, which uses the Sun as the origin of the new reference frame, is only accurate to 8 seconds because of the acceleration of the Sun due primarily to Jupiter and Saturn (Figure 2). It was popular when people first began considering this effect because it is relatively simple to calculate from tables without a computer (Landolt & Blondeau 1972), and remains popular because self-contained algorithms exist to approximate it without any external tables (e.g. Duffett-Smith 1989). However, because the HJD is not useful when accuracies of better than 8 seconds are needed, most of the algorithms in use today use approximations that are only precise at the one-second level, and it becomes impossible to back out the original JD from the HJD unless we know the exact algorithm used.

Because of these problems, the HJD was formally deprecated by International Astronomical Union (IAU) Resolution A4 in 1991, in favor of the BJD, a time referenced to the Solar System Barycenter (SSB).

The analogous correction to the Rømer delay in our Solar System can also be significant in the target system. We refer to this as  $\Delta_R$ . For example, for transiting planets with  $a \approx 0.06$  AU,  $\Delta_R$  can be as large as 30 seconds. In general, the position of the planet during primary transit has become the unspoken standard reference frame for transiting planets, while the host star’s photosphere is the unspoken standard for Radial Velocity (RV) planets.

In theory, the timing would be much more stable in the target’s barycentric reference frame, but the accuracy with which we can convert to this frame depends on the measurements of

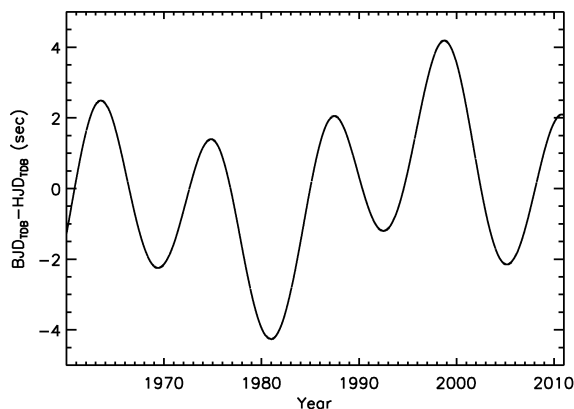


FIG. 2.— The difference between the  $\text{BJD}_{\text{TDB}}$  and the  $\text{HJD}_{\text{TDB}}$  for the maximally-affected object at a right ascension and declination of zero degrees. The primary periodicity is due to Jupiter and the secondary periodicity is due to Saturn.

the system. Since different observers may use different values as measurements improve, quoting the JD in the frame of the target's barycenter may obfuscate the long term reliability of timing. Therefore, we argue it is better to quote Julian Date in the SSB reference frame, and correct for  $\Delta_R$  only when comparing observations at different phases in the planet's orbit.

This  $\Delta_R$  correction is not necessary for TTVs of the primary transit, since the planet is always in the same phase. Nevertheless, we should explicitly state the object's reference frame to avoid any potential ambiguity, particularly when comparing any combination of primary transits, secondary transits, RVs, and another primary transit of a different planet in the same system, when it may not be obvious which origin is being used.

For RV measurements, which are taken at many different phases, the effect is much smaller and can generally be ignored because the star's orbit around the barycenter is small. For a typical hot Jupiter, (i.e., a Jupiter mass planet in a 3 day orbit around a solar mass star), the maximum time difference in the RV signal (for an edge-on orbit) is 20 ms, which would change the measured RV by  $\sim 50 \mu\text{m/s}$ . While planets farther out will cause a larger timing offset, the difference in the measured RV is even smaller.

## 2.2. Time Standards – The clock correction

To be clear, the JD can be specified in many time standards (Seidelmann 1992), and while the IAU has made no explicit statement regarding the allowed time standards of the GJD, HJD, or BJD, their meaning in any given time standard is unambiguous. In addition, they have been specified in many standards, usually implicitly.

However, the particular time standard used affects how useful the time stamp is as an absolute reference. We must be careful not to directly compare BJDs or HJDs in different time standards, as each has different offsets, periodic terms, and/or rates, which can introduce systematic errors of over 1 minute. For this reason, it is critical that any stated BJD or HJD also specify the time standard used when 1 minute accuracies are important, and the uncertainty of a time that is quoted without a standard should be assumed to be at least one minute.

First, it may be useful to summarize the relevant standards of time:

**Universal Time (UT1):** – defined by the mean solar day and so drifts forward and backward with the speeding and slowing of the Earth's rotation. Generally, it slows due to the tidal braking of the Moon, though changes in the Earth's moment of inertia and complex tidal interactions make its exact behavior unpredictable. It is rarely used directly in astronomy as a time reference, but we mention it for context.

**International Atomic Time (TAI):** – based on an average of atomic clocks all corrected to run at the rate at the geoid, with 1 second equal to  $1/31,556,925.9747$  of the tropical year for 1900 January 0 at 12 hours Ephemeris Time, as defined by the 9th Resolution of the 11th Conférence Générale des Poids et Mesures (CGPM) in 1960. It is the fundamental basis for other time standards, and is the default time standard of the Sloan Digital Sky Survey.

**Coordinated Universal Time (UTC):** – runs at the same rate as TAI, except that it is not allowed to differ from UT1 by more than 0.9 seconds. Every 6 months, at the end of December 31st and June 30th, the International Earth Rotation and Reference Systems Service (IERS)<sup>2</sup> may elect to add (or subtract) a leap second to UTC in order to keep it within 0.9 seconds of UT1. UTC is therefore discontinuous and drifts relative to TAI with the addition of each leap second, which occur roughly once per year. As of January 2009, the current number of leap seconds,  $N$ , is 34. The full table of leap seconds is available online and typically updated several months in advance of when an additional leap second is to be added<sup>3</sup>. UTC is the current international standard for broadcasting time. As a result, when a modern, network-connected computer's clock is synchronized to a Network Time Protocol (NTP) server, it will be in UTC. Thus, this is the system of time most familiar to astronomers and non-astronomers alike (modulo time zones and daylight savings time).

**Universal Time (UT):** – an imprecise term, and could mean UT1, UTC, or any of several other variations. In the context of a time stamp, it is likely intended to be UTC, but in general such imprecise language should be avoided, as the potential ambiguity is up to 1 second.

**Terrestrial Time (TT(TAI)):** – a simple offset from TAI of 32.184 seconds released in real time from atomic clocks and never altered. This offset is to maintain continuity between it and its predecessor, the Ephemeris Time (ET).

**Terrestrial Time (TT(BIPM)):** – a more precise version of TT(TAI). The International Bureau of Weights and Measures (BIPM) reanalyzes TT(TAI) and computes a more precise scale to be used for the most demanding timing applications. The current difference between TT(TAI) and TT(BIPM) is  $\sim 30 \mu\text{s}$ , and must be interpolated from a table maintained by the BIPM and published online with a 1 month delay<sup>4</sup>.

<sup>2</sup> <http://www.iers.org>

<sup>3</sup> <ftp://maia.usno.navy.mil/ser7/tai-utc.dat>

<sup>4</sup> [ftp://tai.bipm.org/TFG/TT\(BIPM\)](ftp://tai.bipm.org/TFG/TT(BIPM))

**Terrestrial Time (TT):** – sometimes called Terrestrial Dynamical Time (TDT), can refer to either TT(TAI) or TT(BIPM). From this point on, we will not make the distinction, but when accuracies of better than  $30 \mu\text{s}$  are required, TT(BIPM) must be used.

**Barycentric Dynamical Time (TDB):** – corrects TT for the Einstein delay to the geocenter,  $\Delta_{E\odot}$ , which is the delay due to time dilation and gravitational redshift from the motions of the Sun and other bodies in the Solar System. The conversion from TT to TDB cannot be written analytically, but is usually expressed as a high-order series approximation (Irwin & Fukushima 1999). The difference is a predominantly a periodic correction with a peak-to-peak amplitude of 3.4 ms and a period of 1 year. TDB was slightly modified by IAU Resolution B3 in 2006, converging on the same definition as the JPL Ephemeris Time,  $T_{\text{eph}}$ , also called Coordinate Time (CT) used in the JPL ephemerides of Solar System objects.

**Barycentric Coordinate Time (TCB):** – physically and mathematically equivalent to the TDB as defined in 2006 (Standish 1998), and differs only by an offset and rate of about 0.5 seconds per year due primarily to time dilation in the Sun’s gravitational potential. TDB and TCB were roughly equal at 1977 Jan 1.0 TAI, and now differ by about 16 seconds.

Caution must be always be exercised, however, as these definitions are subject to change at any point, though usually with a few years notice.

Assuming the time measured is the current definition of UTC, the clock correction, from UTC to TDB, can be written as the sum of the corrections from UTC to TAI, TAI to TT<sup>5</sup>, and TT to TDB:

$$\Delta_C = N + 32.184s + (TDB - TT) \quad (3)$$

Of course, if one wishes to express the BJD in another time standard (or start with something other than UTC), the clock correction would change accordingly. However, not every time standard is well-suited to precise, astrophysical time stamps, and the use of any time standard other than TDB should be viewed simply as an adequate approximation to TDB.

**Most readily available programs that calculate the time stamp assume that the user has already applied the UTC to TT part of this clock correction, which is often not true.** We feel this assumption has contributed the widespread confusion regarding time stamps.

As the point above is the primary reason we are writing this paper, we elaborate on the effects of time standards on the reliability of time stamps. For the sake of simplicity, we only discuss the effects of time standards on the BJD. Each of these effects also apply to the HJD, though the improvement in accuracy of the time stamp is negligible compared to the accuracy of the HJD reference frame for all but the UTC time standard.

The least preferred, though most commonly used, time standard for the BJD is UTC ( $\text{BJD}_{\text{UTC}}$ ), and is equivalent to ignoring  $\Delta_C$  altogether. Because UTC is discontinuous and drifts with the addition of each leap second, comparing

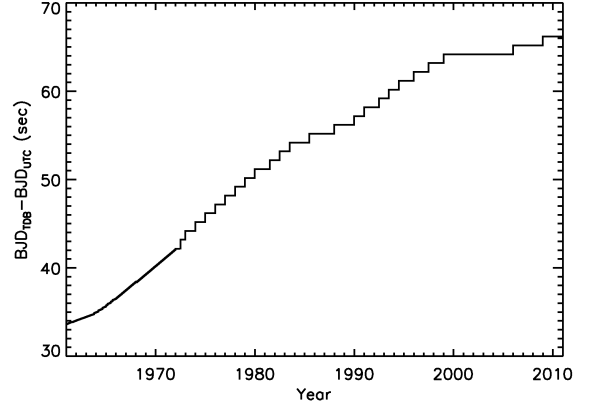


FIG. 3.— The difference between the uniform  $\text{BJD}_{\text{TDB}}$  and the  $\text{BJD}_{\text{UTC}}$ . It shows the discontinuities and slow drift in  $\text{BJD}_{\text{UTC}}$  due to the addition of leap seconds. Without correcting for these, relative timing between two reported values of  $\text{BJD}_{\text{UTC}}$  can only be trusted over short time scales.

two  $\text{BJD}_{\text{UTC}}$  time stamps could result in spurious differences if any leap seconds have been introduced between observations. Therefore, one second timing accuracies cannot be achieved using the  $\text{BJD}_{\text{UTC}}$  over a span that straddles the addition of one or more leap seconds (roughly one year). Figure 3 shows the difference between the  $\text{BJD}_{\text{UTC}}$  time stamp with the uniform  $\text{BJD}_{\text{TDB}}$  time stamp (described below) from Jan 1st, 1961, when UTC was defined (though its definition has evolved over the years), to December 31st, 2010 – the furthest in the future we can accurately predict the value of UTC at this writing.

BJD in TT ( $\text{BJD}_{\text{TT}}$ ), which is equivalent to ignoring the (TDB-TT) term in equation 3, corrects for the discontinuity and drift introduced by leap seconds and is appropriate for timing accurate to 3.4 ms.

BJD in TDB ( $\text{BJD}_{\text{TDB}}$ ) is usually the best time stamp to use in practice, as it further corrects the  $\text{BJD}_{\text{TT}}$  for all known effects on the motions, and therefore rates, of our atomic clocks. While  $\text{BJD}_{\text{TDB}}$  is not perfect, any more accurate time stamp is unique for each target.

BJD in TCB ( $\text{BJD}_{\text{TCB}}$ ) corrects for the gravitational potential, primarily from the Sun, which causes the clock to run slower than it otherwise would. However, if one is concerned about effects of this magnitude, the analogous correction of putting it in the gravitational potential of each observed object is also required. Since these two rates are small ( $10^{-8}$ ), and opposite in sign, we believe it is best to ignore  $\text{BJD}_{\text{TCB}}$  except perhaps as an intermediate step in calculating the target-specific frame. Technically, the use of TCB was recommended by IAU Resolution B1.3 in 2000. However, because of the greater practicality of using TDB (see section 4), and the drifting difference between TCB and TDB and TT, we believe its use will only lead to confusion without any foreseeable benefit to the exoplanet community.

### 2.3. Shapiro Delay

The Shapiro delay,  $\Delta_S$ , (Shapiro 1964) is a general relativistic effect in which light passing near a massive object is delayed. For an object at an angle  $\theta$  from the center of the Sun, the Shapiro delay is

$$\Delta_{S\odot} = \frac{2GM_{\odot}}{c^3} \log(1 - \cos\theta). \quad (4)$$

<sup>5</sup> ignoring the TT(BIPM) correction

This can be as large as 0.1 ms for observations at the limb of the Sun, but for objects more than 30 degrees from the Sun, the correction is less than 20  $\mu$ s.

There is also the analogous correction,  $\Delta_S$ , for the target system. Similar to  $\Delta_R$ ,  $\Delta_S$  depends on the measurements of the target which may be refined over time. Therefore, the time should generally be quoted without  $\Delta_S$ , but included when comparing times where this could be significant.

#### 2.4. Einstein Delay

As we discussed in section 2.2, special relativity dictates that the motion of the observer influences the rate at which the observed clock ticks. The use of TDB corrects for an observer moving with the geocenter, but in reality we observe from the surface of the Earth or from a satellite, for which there is an additional term to  $\Delta_{E\odot}$ :

$$\Delta_{E\odot} = \frac{\vec{r}_o \cdot \vec{v}_\oplus}{c^2}. \quad (5)$$

Here,  $\vec{r}_o$  is the location of the observer with respect to the geocenter, and  $\vec{v}_\oplus$  is the velocity of the geocenter. Again, there is an analogous correction,  $\Delta_E$ , for the target system which should be ignored when quoting the time, but included when comparing times if necessary.

#### 2.5. Final Correction

Finally, the precise conversion to  $\text{BJD}_{\text{TDB}}$  is:

$$\text{BJD}_{\text{TDB}} = \text{JD}_{\text{UTC}} + \Delta_{R\odot} + \Delta_C + \Delta_{S\odot} + \Delta_{E\odot} \quad (6)$$

The order is such that terms are of decreasing magnitude, so one only needs to keep terms up to the precision required. For current levels of timing precision for exoplanet studies ( $\sim 1$  s) only the terms up to  $\Delta_C$  are required, and the simpler TT can likely be used instead of TDB. However, the particular reference frame of the target system (i.e.  $\Delta_R$ ) should be specified and taken into account when comparing times at different phases of the orbit.

### 3. PRACTICAL CONSIDERATIONS

Of course, the accuracy of the output time stamp is only as good as our assumptions and the inputs needed to specify the time standard and reference frame. Here we discuss their effects on the accuracy of the time stamps.

#### 3.1. Coordinates

An error of 1 arc-minute in the position of the target amounts to a timing error of as much as 0.28 seconds in the BJD (Figure 4). Such error is typical if the coordinates of the field center are used instead of the specific object's coordinates. In particular, if doing a survey, one may wish to assign all objects in a given frame the same BJD. However, with a 10 degree offset, which is possible with many wide field transit surveys, the error can be as large as 200 seconds for objects at the edge of the field. An error of  $0''.25$  will yield 1 ms timing offsets, and 0.25 mas accuracy is necessary for  $\mu$ s timing.

#### 3.2. Computer Clock

The accuracy of a typical computer clock depends on its intrinsic stability, the computer workload, its operating system, and the reliability of the network connection. Older computers with parallel port CCD interfaces may result in unreliable timing because the clock may slow or stop completely

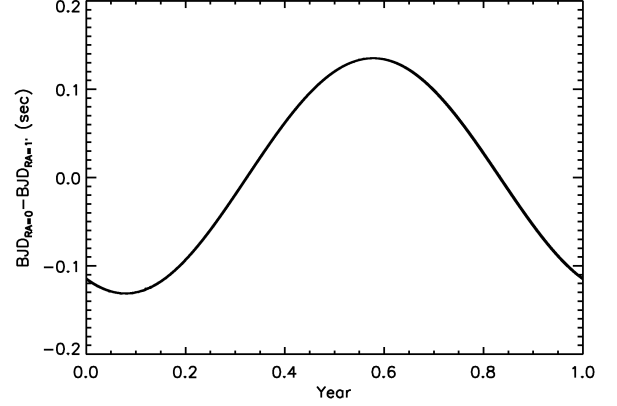


FIG. 4.— The difference between the  $\text{BJD}_{\text{TDB}}$  calculated for an object at  $\text{RA}=0\text{h}$  and an object at  $\text{RA}=0\text{h } 0\text{m } 4\text{s}$  observed at the same time. This difference is as large as 200 seconds for a 10 degree offset.

during CCD readout. Without any special effort, a modern Windows machine with a network connection is accurate to  $\sim 2$  seconds<sup>6</sup>, and with third party software like Dimension 4<sup>7</sup>, we have found it to be stable to 0.1 seconds. An NTP-synchronized Linux machine is typically accurate to  $\sim 50$  ms.

Of course, the stability of the clock only sets a lower limit on the absolute accuracy of the time recorded in the FITS image header. NTP synchronization attempts to measure and compensate for network latency, but the accuracy of time stamps also depends on the particular software package taking the image and the hardware it uses, which is difficult to calibrate. Unless independently verified, the time recorded in image headers should not be trusted to better than 0.25 seconds. However, various solutions exist for higher precision timing such as GPS-triggered shutters.

#### 3.3. Geocenter

Most readily-available time stamp calculators use the position of the geocenter rather than the location of the observer on the surface of the Earth. Neglecting the light-travel time from the surface of the Earth to the center introduces a 21.3 ms amplitude variation with a period of 1 sidereal day. In practice, most observers can only observe their targets at night, creating a systematic bias between 8 and 21.3 ms (Figure 5).

#### 3.4. $\text{BJD}'_{\text{UTC}}$ vs $\text{BJD}_{\text{UTC}}$

Usually, when people calculate the  $\text{BJD}_{\text{UTC}}$  they neglect  $\Delta_C$ , and input  $\text{JD}_{\text{UTC}}$  for algorithms designed to take  $\text{JD}_{\text{TT}}$ . This effectively uses the positions of the Earth, Sun, and planets offset in time by  $32.184 + N$  seconds to calculate the correction. When the  $\text{BJD}_{\text{UTC}}$  is calculated in this manner, we denote it as  $\text{BJD}'_{\text{UTC}}$ . The correct way to calculate the  $\text{BJD}_{\text{UTC}}$  would be to first calculate the  $\text{BJD}_{\text{TDB}}$ , then subtract  $\Delta_C$  correction<sup>8</sup>. Figure 6 shows, for the maximally affected object at a declination of zero degrees, an example of the difference between calculating the  $\text{BJD}'_{\text{UTC}}$  and the fully correct  $\text{BJD}_{\text{UTC}}$ . Fortunately, this amounts to at most a 13.4 ms difference (though growing with the UTC-TT difference), which is

<sup>6</sup> <http://support.microsoft.com/kb/939322>

<sup>7</sup> <http://www.thinkman.com/dimension4>

<sup>8</sup> However, the  $\text{BJD}_{\text{UTC}}$  is a poor approximation to  $\text{BJD}_{\text{TDB}}$  and should not be used.

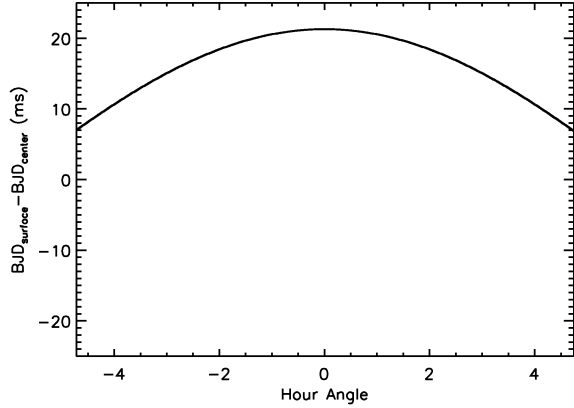


FIG. 5.— The difference between the the  $\text{BJD}_{\text{TDB}}$  calculated at the geocenter and at the precise location of the observer on the surface of the Earth. While geometrically, this effect will oscillate between  $\pm 21.3$  ms with a period of 1 sidereal day, we exclude points when the Sun is above  $-12$  degrees and object is at  $z > 3$ , which introduces a large observational bias.

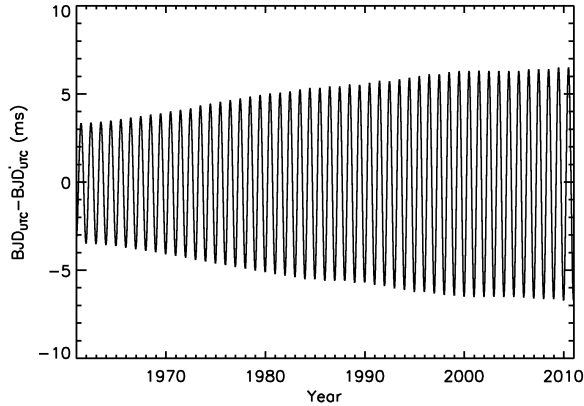


FIG. 6.— The difference between the correctly calculated  $\text{BJD}_{\text{UTC}}$  and the commonly calculated  $\text{BJD}'_{\text{UTC}}$  using the positions of the Earth, planets, and Sun delayed by  $32.184 + N$  seconds. It shows that the difference can safely be ignored for  $\sim 15$  ms precision, and therefore the approximate  $\text{BJD}_{\text{TT}}$  or  $\text{BJD}_{\text{TDB}}$  can be recovered from currently published  $\text{BJD}_{\text{UTC}}$  simply by adding  $32.184 + N$  seconds.

below the precision of most clocks and the geocentric correction that is usually ignored. Therefore, to an accuracy of  $\sim 50$  ms, one can safely say  $\text{BJD}_{\text{TDB}} \approx \text{BJD}_{\text{TT}} \approx \text{BJD}'_{\text{UTC}} + \Delta_C$ , making it easy to convert currently published values of  $\text{BJD}'_{\text{UTC}}$  to the superior  $\text{BJD}_{\text{TDB}}$ .

### 3.5. Computer Precision

Representing JD as a double precision floating-point number limits the accuracy to about 1 ms, and any operation done on the full JDs will be even less accurate. Many programs require the use of a Reduced or Modified Julian Date, and/or can return the JD to BJD offset in seconds, but care must be taken at every step of the way never to store the full JD as a double precision number if 1 ms precision is required.

### 3.6. Plane Wave Approximation

Equation 1 assumes the object is infinitely far away, and therefore the incoming wavefronts are plane waves. In real-

ity, the wavefronts are spherical, which introduces a distance-dependent, systematic error. The maximum error introduced by the plane-wave approximation is 1000 seconds for the Moon, 100 seconds for the Main Asteroid Belt, 5 seconds for the Kuiper Belt, 1 ms at the distance of Proxima Centauri, and 150 ns at the distance to the Galactic Center.

The fully precise equation, assuming spherical wavefronts, is

$$\Delta_{R\odot} = \frac{|\vec{r} + \hat{n}d| - d}{c}, \quad (7)$$

where  $d$  is the distance from the observer to the target. In such instances, the distances must be derived from precise ephemerides for both the target and observer.

Although this form is generally applicable, it is not generally practical because at large distances, double precision floating point arithmetic cannot reliably recover the small difference between  $|\vec{r} + \hat{n}d|$  (the distance from the barycenter to the target) and  $d$ .

To solve this problem, the pulsar community (e.g., Lorimer 2008)<sup>9</sup> uses the two-term Taylor expansion of equation 7 about  $1/d = 0$ :

$$\Delta_{R\odot} \approx \frac{\vec{r} \cdot \hat{n}}{c} + \frac{\vec{r} \cdot \vec{r} - (\vec{r} \cdot \hat{n})^2}{2cd}. \quad (8)$$

One may recognize the first term as plane wave approximation (equation 1). In practice, the accuracy of this two-term approximation exceeds the accuracy of the “exact” calculation using double precision at a distance of 10,000 AU (0.05 pc). At the distance of Proxima Centauri, the accuracy of this approximation is  $10^{-14}$  seconds.

However, this Taylor expansion is divergent when  $d < |\vec{r}|$ . It should never be used for objects inside 1 AU and may still be inadequate for other objects inside the Solar System. It has a maximum error of 1 day for the Moon, 20 seconds for the Main Asteroid Belt, and 40 ms for the Kuiper Belt. In these cases, using the exact formula (equation 7) may be easiest.

Therefore, we recommend that for precise calculations of any Solar System body, equation 7 should be used. For better than 1 ms timing of any object outside the Solar System, equation 8 should be used.

### 3.7. Negligible ( $< 1\mu\text{s}$ ) effects

The Shapiro delay occurs for other bodies as well, but observations at the limb of Jupiter only delay light by 200 ns.

Typical modern, commercial GPS units use the World Geodetic System (WGS84), which is referenced to the International Terrestrial Reference System (ITRS) with an error of about 15 meters, which amounts to a 50 ns error in the time stamp.

The index of refraction of the atmosphere is not exactly 1 and changes with its composition, temperature, and pressure, which changes the speed of light. However, the largest reasonable deviation from this effect is only tens of ns.

The pulsar community must specify a frequency-dependent dispersion measure delay. At radio wavelengths (21 cm), the delay can be as much as 1 second, but the dispersion delay contributes at less than  $1\mu\text{s}$  longward of  $\sim 300$  microns.

<sup>9</sup> Note: the sign of the second term in Lorimer 2008, equation 9, should be - rather than +.

4. CALCULATING THE  $\text{BJD}_{\text{TDB}}$ 

The most practical way to precisely calculate the  $\text{BJD}_{\text{TDB}}$  time stamp is using JPL's DE405 ephemeris<sup>10</sup>. It contains the position of thousands of bodies in the Solar System, including the Sun, planets, spacecraft, moons, asteroids, and comets. It is oriented to the International Celestial Reference Frame (ICRF), which is consistent with the FK5 system at J2000.0 within the 50 mas error of FK5, and has its origin at the SSB with its axes fixed with respect to extragalactic objects (Arias et al. 1995). Therefore, it is recommended to use the 3-space Cartesian coordinates retrieved from the JPL DE405 ephemeris directly with the J2000 object coordinates in equation 1.

The following is an outline of the steps required to properly calculate the  $\text{BJD}_{\text{TDB}}$ .

- Calculate the mid-exposure time in  $\text{JD}_{\text{UTC}}$ . Most FITS image headers give DATE-OBS in UTC at the beginning of exposure.
- Convert the mid-exposure time to  $\text{JD}_{\text{TDB}}$  by applying  $\Delta_C$  (equation 3). For times accurate to 3.4 ms, one can use the simpler  $\text{JD}_{\text{TT}}$  and calculate  $\text{BJD}'_{\text{TT}}$  (using the positions of planets delayed by the TT-TDB offset). The difference between  $\text{BJD}'_{\text{TT}}$  and  $\text{BJD}_{\text{TT}}$  is no more than  $\sim 200$  ns, which is well below the precision of the  $\text{BJD}_{\text{TT}}$ . If better than  $30 \mu\text{s}$  precision is required, the TT(BIPM) - TT(TAI) offset must be applied.
- Retrieve the JPL ephemeris of the observing station for the times spanning the observing window. JPL's HORIZONS system<sup>11</sup> is designed for this and can return the Cartesian coordinates of the observing station with respect to the SSB in the J2000 Earth Mean Equator reference frame at steps as small as 1 minute.
- If the observing station is on Earth and better than 20 ms timing is required, another ephemeris must be generated (from HORIZONS) for the observer's position with respect to the non-rotating geocenter, and added to the geocentric positions. We note that the precise conversion from latitude, longitude, and elevation to the Cartesian coordinates with respect to the non-rotating geocenter is not trivial, and requires tables of measured precession and nutation of the Earth.
- Interpolate the positions of the observing station to each mid-exposure time  $\text{JD}_{\text{TDB}}$ .
- Input the interpolated X, Y, and Z positions of the observing station, and the target's J2000 coordinates into equation 1. Depending on the distance to the target and the precision required, equation 7 or 8 may be required.
- If greater than 0.1 ms precision is required, apply the Shapiro correction (equation 4). An ephemeris of the Sun is required, which can be generated from HORIZONS.
- If greater than  $1 \mu\text{s}$  precision is required, apply the additional Einstein correction for the observing station's position with respect to the geocenter. The geocentric velocity is required, which is also given by HORIZONS.

## 4.1. Our Code

Our IDL code implementing this procedure is available online<sup>12</sup>. It requires the  $\text{JD}_{\text{UTC}}$  at mid-exposure, target coordinates ( $\alpha, \delta$ ) in J2000 as inputs. We outline its procedure here. More explicit details, as well as the calling procedure and dependencies, are commented inside the code.

We compute  $\Delta_C$  using Craig Markwardt's TAI\_UTC program<sup>13</sup> to read the leap second table, and his TDB2TDT program to compute the TT-TDB correction, which uses a 791-term Fairhead and Bretagnon analytical approximation to the full numerical integration, with an error of 23 ns (Fairhead & Bretagnon 1990).

Our code will automatically update its leap second table the first time it runs after every January 1st or July 1st, but this requires a periodic Internet connection and the use of the wget program. It will terminate on failure to update, but this protection can be bypassed for those that elect to (or have to) update their table by hand.

By default, we ignore the  $\sim 30 \mu\text{s}$  TT(BIPM) - TT(TAI) correction, which would require a constant Internet connection, would not apply to data acquired in the previous month, and is likely negligible for most applications. However, our code can optionally correct for it if an up-to-date file is supplied.

To read and interpolate the ephemeris from JPL, we use Craig Markwardt's routines JPLEPHREAD and JPLEPHINTERP for the Earth, Sun, and other planets. If the observing station is space-borne, the smaller ephemeris used with those programs does not include satellites, so we use an Expect script to automate a telnet session to the HORIZONS system and automatically retrieve the ephemeris, which we quadratically interpolate to the desired times using IDL's INTERPOL. The accuracy of this interpolation depends on how quickly the object's position is changing and the step size of the ephemeris. HORIZONS can only return  $\sim 90,000$  data points per query, so the smallest step size (1 minute) limits the calculation to a range of 60 days. For the geocenter, a 100 minute step size is sufficient for 60 ns accuracy, but, for example, a 2 minute step size is required for  $1 \mu\text{s}$  accuracy for the Hubble Space Telescope. We have found a 10 minute step size to be adequate for 1 ms timing for most objects and allows a range of nearly 2 years.

If the observer is on the Earth, and the coordinates (latitude, longitude, and elevation) are given, we correct for the additional delay. If no observer-specific information is given, we assume the observer is at the geocenter, and the result will be biased by  $\sim 10$  ms (Figure 5).

If the target's ephemeris can be returned by HORIZONS and its unique name is given, we use our Expect script to generate its ephemeris too, and calculate the exact  $\Delta_{R\odot}$  (equation 7). If not, and instead the distance is given, we use the two-term approximation to the spherical wave solution (equation 8). Otherwise, we use the plane wave approximation (equation 1).

Lastly, we include the Shapiro correction and the additional Einstein correction due to the position of the observer with respect to the geocenter, either from the surface of the Earth (if given the coordinates), or the spacecraft.

In the geocentric case, our code agrees with BARYCEN<sup>14</sup> to 200 ns (peak to peak), which, they report, agrees with

<sup>10</sup> <http://ssd.jpl.nasa.gov/pub/eph/export/DE405/de405iom.ps>

<sup>11</sup> <http://ssd.jpl.nasa.gov/?horizons>

<sup>12</sup> <http://astrutils.astronomy.ohio-state.edu/time>

<sup>13</sup> <http://cow.physics.wisc.edu/~craigm/idl/ephem.html>

<sup>14</sup> <http://astro.uni-tuebingen.de/software/idl/aitlib/astro/barycen.pro>

FXBARY<sup>15</sup> to 1  $\mu$ s. The ephemeris we generate for a location on the surface of the Earth agrees with HORIZONS to 20 nano-light seconds, and the geocentric BJDs we calculate from HORIZONS ephemeris agree with the BJDs we calculate using Craig Markwardt's routines within 10 ns.

The near-exact agreements between these methods is not surprising, and does not necessarily indicate they are accurate to better than 1  $\mu$ s. Our code was inspired by BARYCEN and both rely on Craig Markwardt's routines (the difference comes from the fact that we index the JPL ephemeris with JD<sub>TDB</sub> instead of JD<sub>TT</sub>), and all methods use JPL's DE405 ephemeris.

The primary advantage of our code is that it includes the JD<sub>UTC</sub> to JD<sub>TT</sub> correction (but can optionally ignore it). The choice of starting with JD<sub>UTC</sub> is a departure from what is typically done with such time stamp calculators, but we feel this is a far more robust starting point. The current confusion has shown that many assume JD<sub>UTC</sub> as the starting point, which is likely due to a lack of explicitness in the programs and/or unfamiliarity with various time standards. Our hope is that people are unlikely to make the opposite mistake (assume the input should be JD<sub>TT</sub> instead of JD<sub>UTC</sub>) since our code is very explicit and calculating the JD<sub>UTC</sub> is almost always a trivial calculation from the DATE-OBS FITS header keyword.

Additionally, our code can easily correct for the observer's position on the Earth or from a spacecraft, and can include the spherical wave correction.

In order to schedule observations, even  $\pm 10$  minute precision is generally good enough, and one can approximate BJD<sub>TDB</sub>  $\approx$  JD<sub>UTC</sub>, but for more demanding observing schedules, we provide software to iteratively calculate the reverse correction.

Along with the IDL source code, we provide a web-based interface to our codes at the above-mentioned link, though not every feature is enabled. Specifically, it is limited to 1 ms precision, can only do one target at a time, only does the plane wave approximation, and is limited to 10,000 JDs at a time. Those with applications for which these features are too limited should download our source code and run it locally.

## 5. CONCLUSION

Timing of transient events is a powerful tool for characterizing many astronomical phenomena. In the field of exoplanets in particular, the search for variations in the times of primary transits and secondary eclipses, or transit timing variations, is one of the most promising new techniques for studying planetary systems.

The accuracy with which transit times, and indeed any transient phenomenon, can be measured is limited not only by the data themselves, but by the time stamp to which the transit time is referenced. As the quality of transit timing data crosses the threshold of 1 minute precision, the precise time standard and reference frame in which event times are quoted becomes important. Achieving uniform and accurate time stamps with accuracies of better than one minute that can reliably be compared to one another requires extraordinary care in both our techniques and our terminology. We have found that the time standards adopted by various groups that measure transit times can differ by as much as a minute, and are typically left unspecified. As these ambiguities can be significant compared to the timing precisions that are quoted, they may therefore lead to spurious detections of transit tim-

ing variations or biased eccentricity measurements.

Here we have summarized the effects one must consider in order to achieve timing precision of 1  $\mu$ s. We argue that the BJD<sub>TDB</sub> is nearly the ideal time stamp, being as reliable as any time stamp can be without being unique to each target system. On the other hand, BJD<sub>UTC</sub> and the HJD in any form should be avoided whenever possible. Most importantly, we emphasize that the time standard should always be explicitly stated. Any time stamp that is quoted without a time standard should be assumed to be uncertain to at least 1 minute. Unless the time standards used in programs or algorithms have been independently confirmed, one should avoid using ones that do not precisely specify the input and output time standard.

Finally, we have written an IDL program for general use that facilitates the use of BJD<sub>TDB</sub> to an accuracy of 1  $\mu$ s, provided the inputs are sufficiently precise.

## 6. ACKNOWLEDGMENTS

We would like to thank Craig Markwardt for his fundamental routines that make ours possible, the help desks at the various space telescopes and IERS for answering our questions, Steve Allen, Richard Pogge, Joseph Harrington, Andrew Becker, Mercedes Lopez-Morales, Christopher Campo, Drake Demming, Ryan Hardy, Heather Knutson, Eric Agol, and Joshua Winn for useful discussions, and Wayne Landsman and Jörn Wilms for managing the IDL astronomy libraries.

## 7. APPENDIX

We looked in detail at several readily available tools for the BJD/HJD calculation, and have been in contact with many people in the exoplanet community and the help desks for several major space telescopes. We summarize our findings here to demonstrate how easily errors of up to one minute can be introduced and to stress the importance of specifying the time precisely. We caution the reader not to trust our general findings for specific cases, but always to confirm what has been done in each case where 1 minute timing accuracy is required but the time standard has not been specified explicitly.

### 7.1. Software

Ground-based observers have typically used one of the following methods to calculate the BJD. However, most FITS image headers give the DATE-OBS and TIME-OBS keywords in UTC. We have found that most people, when starting with JD<sub>UTC</sub> end up quoting HJD<sub>UTC</sub> or BJD<sub>UTC</sub>.

#### 7.1.1. HORIZONS

JPL's HORIZONS ephemeris calculator, which is used by many to calculate the BJDs from space telescopes, and that can be used to calculate ground-based BJDs, returns all times in JD<sub>CT</sub> = T<sub>eph</sub> = JD<sub>TDB</sub>. Any conversion that uses a HORIZONS ephemeris but indexes it with JD<sub>UTC</sub>, as done by several people we spoke with, will calculate BJD<sub>UTC</sub>, which can be offset from the true BJD<sub>TDB</sub> by up to 13.4 ms, as shown in Figure 6, and offset from the uniform BJD<sub>TDB</sub> by more than 1 minute, as shown in Figure 3.

#### 7.1.2. IRAF

IRAF's set jd calculates the HJD, but calls for UT, which is likely interpreted as JD<sub>UTC</sub>. In this case, it would calculate the drifting quantity HJD<sub>UTC</sub>. If TT were used instead, it would calculate the HJD<sub>TT</sub>, accurate to  $\sim 8$  seconds.

<sup>15</sup> <http://heasarc.nasa.gov/lheasoft/ftools/fhelp/fxbary.txt>



### 7.1.3. IDL

The IDL routines `HELIO_JD` (for HJD)<sup>16</sup>, from the IDL Astronomy library curated by Wayne Landsman, and `BARYCEN` (for BJD), from the Institut für Astronomie und Astrophysik IDL library, maintained by Jörn Wilms, both call for the GJD, which, we remind the reader, can be specified in any time standard. Often, this is interpreted as  $\text{JD}_{\text{UTC}}$ , in which case they would calculate  $\text{HJD}'_{\text{UTC}}$  or  $\text{BJD}'_{\text{UTC}}$ , respectively. If TT were used, they would calculate the  $\text{HJD}_{\text{TT}}$ , accurate to  $\sim 8$  seconds, or  $\text{BJD}_{\text{TDB}}$ , accurate to the geocentric correction (21.3 ms).

### 7.1.4. AXBARY

NASA's High Energy Astrophysics Science Archive Research Center (HEASARC) created the tools `FXBARY` and later the improved version `FAXBARY`, both of which call `AXBARY` to calculate the BJD. Their documentation is precise and correct, but quite long and may be difficult for the uninitiated to follow. Therefore, it would not be surprising for users of `AXBARY` to input either UTC or TT, in which case they could generate either the  $\text{BJD}'_{\text{UTC}}$  to the accuracy of the leap seconds or the  $\text{BJD}_{\text{TDB}}$  to the accuracy of the geocentric correction (21.3 ms).

### 7.1.5. Online

Currently, common Google results turn up various applets, spreadsheets, programs, or algorithms to calculate the HJD that explicitly call for  $\text{JD}_{\text{UTC}}$  or  $\text{JD}_{\text{UT}}$  as an input. Unless explicitly mentioned otherwise, it is usually safe to assume the time standard used as input will be the time standard used throughout their calculation. Thus, these algorithms and applets will very likely calculate  $\text{HJD}'_{\text{UTC}}$ . However, they are perfectly capable of calculating  $\text{HJD}_{\text{TT}}$  if given  $\text{JD}_{\text{TT}}$  as an input.

## 7.2. Space telescopes

### 7.2.1. EPOXI

EPOXI has the mid-exposure time  $\text{BJD}_{\text{TDB}}$  in the header for the intended pointing under the FITS header keyword `KPKSSBJT`. This can be used directly, as long as one is careful about the intended target, so it would be very surprising if a BJD from EPOXI was not  $\text{BJD}_{\text{TDB}}$ .

We recalculated the  $\text{BJD}_{\text{TDB}}$  using the `HORIZONS` ephemeris as described above and an example FITS header given to us by their help desk. In their example FITS header, they pointed at the Moon, which is not infinitely far away, so we must use equation 7 for  $\Delta_{R\odot}$ . With this method, we agree with the `KPKSSBJT` header value to  $\sim 1$  ms – the limit of the precision of the keyword.

We also redid the  $\text{BJD}_{\text{TDB}}$  calculation of HAT-P-4b as described in the “Report on the Calibration of EPOXI spacecraft timing and reduction to Barycentric Julian Date” by Tilak Hewagama, Drake Deming, and the EPOXI/EPOCH Science Team in August of 2009. We find agreement with the quoted `KPKSSBJT` FITS header keyword to 47 ms. While this is much better than the 0.41 second difference calculated by Hewagama et al. (a difference they attribute to “cumulative rounding limits” in their method), we believe our method to be far more precise. However, we could not obtain access to the original headers and were unable to determine the source

of the discrepancy. Given the very good agreement with the calculation of the moon above, our best guess is that the target coordinates used by the EPOXI pipeline differed from the published values for HAT-P-4b. The 47 ms difference could be explained by a  $\sim 27''$  discrepancy in RA, a  $\sim 45''$  discrepancy in declination, or some combination thereof.

### 7.2.2. Chandra X-Ray Observatory

Chandra stores their `DATE-OBS` keyword in TT. Their more precise `TSTART` and `TSTOP` keywords are expressed in seconds after 1998 Jan 1, 00:00:00 TT. This departs from what is typically done, which may lead to confusion, but it makes the conversion to a uniform time stamp much more straightforward and less likely to drift by the leap seconds. They provide extensive directions online to calculate the  $\text{BJD}_{\text{TDB}}$  using `AXBARY`, so it is likely that anyone using Chandra who quotes a BJD is using  $\text{BJD}_{\text{TDB}}$ .

### 7.2.3. Hubble Space Telescope

The FITS headers of the Hubble Space Telescope (HST) state their `DATE-OBS` and `TIME-OBS` keywords are UT. We contacted their help desk for clarification, since UT is ambiguous. They said their clock reports UTC accurate to  $\sim 10$  ms, but “due to variabilities and quantization in the particular science instruments’ operations, the actual time light begins falling on the detector is not known to better than about  $\sim 1$  second,  $\pm 50\%$  (rough estimate).” It is possible for the HST engineering team to calibrate these variations, but they have limited resources and have no plans to do so. It is thought that this error is some combination of random and systematic errors, but the precise breakdown is unknown.

This potential  $\sim 1$  second systematic error may have important implications on the reliability of the transit times quoted with HST observations – most importantly, the 3-second error of the transit time of HD189733b (Pont et al. 2007).

HST does not calculate the HJD or BJD at any point, leaving the calculation up to each individual observer. Our experience with ground based observers suggests that most people will end up quoting an  $\text{HJD}'_{\text{UTC}}$  or  $\text{BJD}'_{\text{UTC}}$ .

### 7.2.4. Kepler

The Kepler release notes 3 describe how to calculate the BJD from UTC, but do not include the correction to TT. They mention the `HORIZONS` ephemeris, but neglect to mention its output time is in CT, not UTC, so it appears they calculate  $\text{BJD}'_{\text{UTC}}$ , though we were unable to confirm this. In addition, the time stamp uncertainty may be much larger than typical, so it is worth quoting: “The advice of the DAWG [Data Analysis Working Group] is not to consider as scientifically significant relative timing variations less than the read time (0.5 s) or absolute timing accuracy better than one frame time (6.5 s) until such time as the stability and accuracy of time stamps can be documented to near the theoretical limit. The DAWG expects this documentation to be available for Release 4.”

### 7.2.5. Spitzer Space Telescope

The Spitzer pipeline calculates the  $\text{HJD}_{\text{UTC}}$  for the intended pointing (presumably the target) at the end of the exposure, subtracts the full exposure time, and records that in the header as HJD. Depending on the exposure time, this will produce roughly a 10 ms effect similar to figure 6, and depending on how close the intended pointing was to the object of interest,

<sup>16</sup> [http://idlastro.gsfc.nasa.gov/ftp/pro/astro/helio\\_jd.pro](http://idlastro.gsfc.nasa.gov/ftp/pro/astro/helio_jd.pro)

it may produce a  $\sim 0.1$  second effect similar to figure 4. However, this effect is negligible compared to both the  $\sim 8$  second accuracy of the HJD (Figure 2) or the number of leap seconds that may have elapsed between observations (Figure 3).

One typically quotes the HJD at the mid-exposure time. Since Spitzer quotes the  $\text{HJD}_{\text{UTC}}$  at the beginning of the exposure, using the unmodified Spitzer HJDs would produce a systematic offset of half the exposure time, though experienced observers correct for this.

Also contributing to this confusion, the FITS header keyword `UTCS_OBS` is incorrectly documented. While the documentation states that it is seconds after J2000 ET, it is actually seconds after January 1st, 2000 12:00 UTC +  $N - 32$ . Therefore, trusting the documentation as is will unwittingly lead to a difference of  $N + 32.184$  seconds.

Most of the people we have asked opted to calculate their own BJD using the HORIZONS ephemeris. However, they have typically quoted the  $\text{BJD}'_{\text{UTC}}$ .

#### REFERENCES

- Agol, E., Steffen, J., Sari, R., & Clarkson, W. 2005, *MNRAS*, 359, 567
- Arias, E. F., Charlot, P., Feissel, M., & Lestrade, J. 1995, *A&A*, 303, 604
- Binnendijk, L. 1960, Properties of double stars; a survey of parallaxes and orbits., ed. Binnendijk, L.
- Charbonneau, D., Allen, L. E., Megeath, S. T., Torres, G., Alonso, R., Brown, T. M., Gilliland, R. L., Latham, D. W., Mandushev, G., O'Donovan, F. T., & Sozzetti, A. 2005, *ApJ*, 626, 523
- Deming, D., Seager, S., Richardson, L. J., & Harrington, J. 2005, *Nature*, 434, 740
- Duffett-Smith, P. 1989, *Practical Astronomy with your Calculator*, ed. Duffett-Smith, P.
- Fairhead, L. & Bretagnon, P. 1990, *A&A*, 229, 240
- Ford, E. B. & Gaudi, B. S. 2006, *ApJ*, 652, L137
- Ford, E. B. & Holman, M. J. 2007, *ApJ*, 664, L51
- Gould, A., Udalski, A., Monard, B., Horne, K., Dong, S., Miyake, N., Sahu, K., Bennett, D. P., Wyrzykowski, L., Soszyński, I., Szymański, M. K., Kubiak, M., Pietrzyński, G., Szewczyk, O., Ulaczyk, K., The OGLE Collaboration, Allen, W., Christie, G. W., DePoy, D. L., Gaudi, B. S., Han, C., Lee, C., McCormick, J., Natusch, T., Park, B., Pogge, R. W., The  $\mu$ FUN Collaboration, Allan, A., Bode, M. F., Bramich, D. M., Burgdorf, M. J., Dominik, M., Fraser, S. N., Kerins, E., Mottram, C., Snodgrass, C., Steele, I. A., Street, R., Tsapras, Y., The Robo Net Collaboration, Abe, F., Bond, I. A., Botzler, C. S., Fukui, A., Furusawa, K., Hearnshaw, J. B., Itow, Y., Kamiya, K., Kilmartin, P. M., Korpela, A., Lin, W., Ling, C. H., Masuda, K., Matsubara, Y., Muraki, Y., Nagaya, M., Ohnishi, K., Okumura, T., Perrott, Y. C., Rattenbury, N., Saito, T., Sako, T., Skuljan, L., Sullivan, D. J., Sumi, T., Sweatman, W. L., Tristram, P. J., Yock, P. C. M., The MOA Collaboration, Albrow, M., Beaulieu, J. P., Coutures, C., Calitz, H., Caldwell, J., Fouque, P., Martin, R., Williams, A., & The PLANET Collaboration. 2009, *ApJ*, 698, L147
- Henden, A. A. & Kaitchuck, R. H. 1982, *Astronomical photometry*, ed. Henden, A. A. & Kaitchuck, R. H.
- Hirshfeld, A. & Sinnott, R. W. 1997, *Sky catalogue 2000.0. Volume 2: Double stars, variable stars and nonstellar objects.*, ed. Hirshfeld, A. & Sinnott, R. W.
- Hobbs, G. B., Edwards, R. T., & Manchester, R. N. 2006, *MNRAS*, 369, 655
- Holman, M. J. & Murray, N. W. 2005, *Science*, 307, 1288
- Irwin, A. W. & Fukushima, T. 1999, *A&A*, 348, 642
- Jordán, A. & Bakos, G. Á. 2008, *ApJ*, 685, 543
- Kipping, D. M. 2009, *MNRAS*, 396, 1797
- Knutson, H. A., Charbonneau, D., Allen, L. E., Fortney, J. J., Agol, E., Cowan, N. B., Showman, A. P., Cooper, C. S., & Megeath, S. T. 2007, *Nature*, 447, 183
- Landolt, A. U. & Blondeau, K. L. 1972, *PASP*, 84, 784
- Lorimer, D. R. 2008, *Living Reviews in Relativity*, 11, 8
- Miralda-Escudé, J. 2002, *ApJ*, 564, 1019
- Pál, A. & Kocsis, B. 2008, *MNRAS*, 389, 191
- Pont, F., Gilliland, R. L., Moutou, C., Charbonneau, D., Bouchy, F., Brown, T. M., Mayor, M., Queloz, D., Santos, N., & Udry, S. 2007, *A&A*, 476, 1347
- Rafikov, R. R. 2009, *ApJ*, 700, 965
- Sasselov, D. D. 2003, *ApJ*, 596, 1327
- Seidelmann, P. K. 1992, *Explanatory Supplement to the Astronomical Almanac*, ed. Seidelmann, P. K. (University Science Books)
- Shapiro, I. I. 1964, *Physical Review Letters*, 13, 789
- Standish, E. M. 1998, *A&A*, 336, 381