

# DUAL EQUIVALENCE GRAPHS AND A COMBINATORIAL PROOF OF LLT AND MACDONALD POSITIVITY

SAMI H. ASSAF

ABSTRACT. We make a systematic study of a new combinatorial construction called a dual equivalence graph. We axiomatize these graphs and prove that their generating functions are symmetric and Schur positive. By constructing a graph on ribbon tableaux which we transform into a dual equivalence graph, we give a combinatorial proof of the symmetry and Schur positivity of the ribbon tableaux generating functions introduced by Lascoux, Leclerc and Thibon. Using Haglund's formula for the transformed Macdonald polynomials, this also gives a combinatorial formula for the Schur expansion of Macdonald polynomials.

## 1. INTRODUCTION

The immediate purpose of this paper is to give a combinatorial formula for the Schur coefficients of LLT polynomials which, as a corollary, yields a combinatorial formula for the Schur coefficients of Macdonald polynomials. Our real purpose, however, is not only to obtain these results, but also to introduce a new combinatorial construction, called a *dual equivalence graph*, by which one can establish the symmetry and Schur positivity of functions expressed in terms of monomials.

The transformed Macdonald polynomials,  $\tilde{H}_\mu(x; q, t)$ , a transformation of the polynomials introduced by Macdonald [Mac88] in 1988, are defined to be the unique symmetric functions satisfying certain triangularity and orthogonality conditions. The existence of functions satisfying these conditions is a theorem, from which it follows that the  $\tilde{H}_\mu(x; q, t)$  form a basis for symmetric functions in two additional parameters. The *Kostka-Macdonald coefficients*, denoted  $\tilde{K}_{\lambda, \mu}(q, t)$ , give the change of basis from Macdonald polynomials to Schur functions, namely,

$$\tilde{H}_\mu(x; q, t) = \sum_{\lambda} \tilde{K}_{\lambda, \mu}(q, t) s_{\lambda}(x).$$

A priori,  $\tilde{K}_{\lambda, \mu}(q, t)$  is a rational function in  $q$  and  $t$  with rational coefficients, i.e.  $\tilde{K}_{\lambda, \mu}(q, t) \in \mathbb{Q}(q, t)$ .

The Macdonald Positivity Theorem [Hai01], first conjectured by Macdonald in 1988 [Mac88], states that  $\tilde{K}_{\lambda, \mu}(q, t)$  is in fact a polynomial in  $q$  and  $t$  with nonnegative integer coefficients, i.e.  $\tilde{K}_{\lambda, \mu}(q, t) \in \mathbb{N}[q, t]$ . Garsia and Haiman [GH93] conjectured that the transformed Macdonald polynomials  $\tilde{H}_\mu(x; q, t)$  could be realized as the bi-graded characters of certain modules for the diagonal action of the symmetric group  $S_n$  on two sets of variables. Once resolved, this conjecture gives a representation theoretic interpretation of Kostka-Macdonald coefficients as the graded multiplicity of an irreducible representation in the Garsia-Haiman module, and hence  $\tilde{K}_{\lambda, \mu}(q, t) \in \mathbb{N}[q, t]$ . Following an idea outlined by Procesi, Haiman [Hai01] proved this conjecture by analyzing the algebraic geometry of the isospectral Hilbert scheme of  $n$  points in the plane, consequently establishing Macdonald Positivity. This proof, however, is purely geometric and does not offer a combinatorial interpretation for  $\tilde{K}_{\lambda, \mu}(q, t)$ .

The LLT polynomial  $\tilde{G}_\mu^{(k)}(x; q)$ , originally defined by Lascoux, Leclerc and Thibon [LLT97] in 1997, is the  $q$ -generating function of  $k$ -ribbon tableaux of shape  $\mu$  weighted by a statistic called *cospin*. By the Stanton-White correspondence [SW85],  $k$ -ribbon tableaux are in bijection with certain  $k$ -tuples of tableaux, from which it follows that LLT polynomials are  $q$ -analogs of products

---

2000 *Mathematics Subject Classification*. Primary 05E10; Secondary 05A30, 33D52.

*Key words and phrases*. LLT polynomials, Macdonald polynomials, dual equivalence graphs, quasisymmetric functions, Schur positivity.

Work supported in part by NSF MSPRF DMS-0703567.

of Schur functions. More recently, an alternative definition of  $\tilde{G}_\mu^{(k)}(x; q)$  as the  $q$ -generating function of  $k$ -tuples of semi-standard tableaux of shapes  $\boldsymbol{\mu} = (\mu^{(0)}, \dots, \mu^{(k-1)})$  weighted by a statistic called  $k$ -inversions is given in [HHL<sup>+</sup>05b].

Using Fock space representations of quantum affine Lie algebras constructed by Kashiwara, Miwa and Stern [KMS95], Lascoux, Leclerc and Thibon [LLT97] proved that  $\tilde{G}_\mu^{(k)}(x; q)$  is a symmetric function. Thus we may define the Schur coefficients,  $\tilde{K}_{\lambda, \mu}^{(k)}(q)$ , by

$$\tilde{G}_\mu^{(k)}(x; q) = \sum_{\lambda} \tilde{K}_{\lambda, \mu}^{(k)}(q) s_{\lambda}(x).$$

Using Kazhdan-Lusztig theory, Leclerc and Thibon [LT00] proved that  $\tilde{K}_{\lambda, \mu}^{(k)}(q) \in \mathbb{N}[q]$  for straight shapes  $\mu$ . Grojnowski and Haiman [GH] report to have extended this to skew shapes. The proof of positivity is by a geometric argument, and as such offers no combinatorial description for  $\tilde{K}_{\lambda, \mu}^{(k)}(q)$ .

In 2004, Haglund [Hag04] conjectured a combinatorial formula for the monomial expansion of  $\tilde{H}_\mu(x; q, t)$ . Haglund, Haiman and Loehr [HHL05a] proved this formula using an elegant combinatorial argument, but this does not prove that  $\tilde{K}_{\lambda, \mu}(q, t) \in \mathbb{N}[q, t]$  since monomials are not Schur positive. Combining Theorem 2.3, Proposition 3.4 and equation (23) from [HHL05a], Haglund's formula expresses  $\tilde{H}_\mu(x; q, t)$  as a positive sum of LLT polynomials  $\tilde{G}_\nu^{(\mu_1)}(x; q)$  for certain skew shapes  $\nu$  depending on  $\mu$ . Therefore a proof of LLT positivity for skew shapes would also provide a proof of Macdonald positivity. One of the main purposes of this paper is to give a combinatorial proof of LLT positivity for arbitrary shapes, thereby completing the combinatorial proof of Macdonald positivity from Haglund's formula.

Combinatorial formulas for  $\tilde{K}_{\lambda, \mu}^{(k)}(q)$  and  $\tilde{K}_{\lambda, \mu}(q, t)$  have been found for certain special cases. In 1995, Carré and Leclerc [CL95] gave a combinatorial interpretation of  $\tilde{K}_{\lambda, \mu}^{(2)}(q)$  in their study of 2-ribbon tableaux, though a complete proof of their result wasn't found until 2005 by van Leeuwen [vL05] using the theory of crystal graphs. Also in 1995, Fishel [Fis95] gave the first combinatorial interpretation for  $\tilde{K}_{\lambda, \mu}(q, t)$  when  $\mu$  is a partition with 2 columns using rigged configurations. Other techniques have also led to formulas for the 2 column Macdonald polynomials [Zab99, LM03, Hag04], but in all cases, finding extensions for these formulas has proven elusive.

In this paper, we consider the dual equivalence relation on standard tableaux defined in [Hai92]. From this relation, Haiman suggested defining an edge-colored graph on standard tableaux and investigating how this graph may be related to the crystal graph on semi-standard tableaux. The result of this idea is a new combinatorial method for establishing the Schur positivity of a function expressed in terms of monomials. We apply this method to LLT polynomials to obtain a combinatorial proof that  $\tilde{K}_{\lambda, \mu}^{(k)}(q)$  and  $\tilde{K}_{\lambda, \mu}(q, t)$  are nonnegative integer polynomials.

This paper is organized as follows. In Section 2, we review symmetric functions and the associated tableaux combinatorics. The theory of dual equivalence graphs is developed in Section 3, beginning in Section 3.1 with a review of dual equivalence and the construction of the graphs suggested by Haiman. In Section 3.2, we define a *dual equivalence graph* and present the structure theorem stating that every dual equivalence graph is isomorphic to one of the graphs from Section 3.1. On the symmetric function level, this shows that the generating function of a dual equivalence graph is symmetric and Schur positive and gives a combinatorial interpretation for the Schur coefficients. The proof of the theorem is left to Section 3.3.

The remainder of this paper contains the first application of this theory, beginning in Section 4 with the construction of a graph on  $k$ -tuples of tableaux. We present a reformulation of LLT polynomials in Section 4.1, and use it to describe the vertices and signatures of the graph. The edges are constructed in Section 4.2 using a natural analog of dual equivalence. While these graphs are not, in general, dual equivalence graphs, we show in Section 5 that they can be transformed into dual equivalence graphs in a natural way that preserves the generating function. In particular, connected components of these graphs are Schur positive. The main consequence of this is a purely combinatorial proof of the symmetry and Schur positivity of LLT and Macdonald polynomials.

Examples of the graphs and transformations introduced in this paper are given in the appendices.

## ACKNOWLEDGMENTS

The author is grateful to Mark Haiman for inspiring and helping to develop many of the ideas contained in this paper and in its precursor [Ass07]. The author also thanks A. Garsia and G. Musiker for helping to implement the algorithms described in Section 5 in Maple. Finally, the author is indebted to M. Haiman, J. Haglund, S. Billey, N. Bergeron and the referees for carefully reading earlier drafts and providing feedback that greatly improved the exposition.

## 2. PRELIMINARIES

**2.1. Partitions and tableaux.** We represent an integer *partition*  $\lambda$  by the decreasing sequence of its (nonzero) parts

$$\lambda = (\lambda_1, \lambda_2, \dots, \lambda_l), \quad \lambda_1 \geq \lambda_2 \geq \dots \geq \lambda_l > 0.$$

We denote the size of  $\lambda$  by  $|\lambda| = \sum_i \lambda_i$  and the length of  $\lambda$  by  $l(\lambda) = \max\{i : \lambda_i > 0\}$ . If  $|\lambda| = n$ , we say that  $\lambda$  is a *partition of  $n$* . Let  $\geq$  denote the *dominance partial ordering* on partitions of  $n$ , defined by

$$(2.1) \quad \lambda \geq \mu \iff \lambda_1 + \lambda_2 + \dots + \lambda_i \geq \mu_1 + \mu_2 + \dots + \mu_i \quad \forall i.$$

A *composition*  $\pi$  is a finite sequence of non-negative integers  $\pi = (\pi_1, \pi_2, \dots, \pi_m), \pi_i \geq 0$ .

The *Young diagram* of a partition  $\lambda$  is the set of points  $(i, j)$  in the  $\mathbb{Z} \times \mathbb{Z}$  lattice such that  $1 \leq i \leq \lambda_j$ . We draw the diagram so that each point  $(i, j)$  is represented by the unit cell southwest of the point; see Figure 1. Abusing notation, we write  $\lambda$  for both the partition and its diagram.



FIGURE 1. The Young diagram for  $(5, 4, 4, 1)$  and the skew diagram for  $(5, 4, 4, 1)/(3, 2, 2)$ .

For partitions  $\lambda, \mu$ , we write  $\mu \subset \lambda$  whenever the diagram of  $\mu$  is contained within the diagram of  $\lambda$ ; equivalently  $\mu_i \leq \lambda_i$  for all  $i$ . In this case, we define the *skew diagram*  $\lambda/\mu$  to be the set theoretic difference  $\lambda - \mu$ , e.g. see Figure 1. For our purposes, we depart from the norm by *not* identifying skew shapes that are translates of one another. A *connected skew diagram* is one where exactly one cell has no cell immediately north or west of it, and exactly one cell has no cell immediately south or east of it. A *ribbon*, also called a *rim hook*, is a connected skew diagram containing no  $2 \times 2$  block.

A *filling* of a (skew) diagram  $\lambda$  is a map  $S : \lambda \rightarrow \mathbb{Z}_+$ . A *semi-standard Young tableau* is a filling which is weakly increasing along each row and strictly increasing along each column. A semi-standard Young tableau is *standard* if it is a bijection from  $\lambda$  to  $[n]$ , where  $[n] = \{1, 2, \dots, n\}$ . For  $\lambda$  a diagram of size  $n$ , define

$$\begin{aligned} \text{SSYT}(\lambda) &= \{\text{semi-standard tableaux } T : \lambda \rightarrow \mathbb{Z}_+\}, \\ \text{SYT}(\lambda) &= \{\text{standard tableaux } T : \lambda \xrightarrow{\sim} [n]\}. \end{aligned}$$

For  $T \in \text{SSYT}(\lambda)$ , we say that  $T$  has *shape*  $\lambda$ . If  $T$  contains entries  $1^{\pi_1}, 2^{\pi_2}, \dots$  for some composition  $\pi$ , then we say  $T$  has *weight*  $\pi$ .

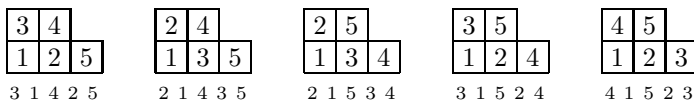


FIGURE 2. The standard Young tableaux of shape  $(3, 2)$  with their content reading words.

The *content* of a cell of a diagram indexes the diagonal on which it occurs, i.e.  $c(x) = i - j$  when the cell  $x$  lies in position  $(i, j) \in \mathbb{Z}_+ \times \mathbb{Z}_+$ . The *content reading word* of a semi-standard tableaux is obtained by reading the entries in increasing order of content, going southwest to northeast along each diagonal (on which the content is constant). For examples, see Figure 2.

**2.2. Symmetric functions.** We have the familiar integral bases for  $\Lambda$ , the ring of symmetric functions, from [Mac95]: the monomial symmetric functions  $m_\lambda$ , the elementary symmetric functions  $e_\lambda$ , the complete homogeneous symmetric functions  $h_\lambda$ , and, most importantly, the *Schur functions*,  $s_\lambda$ , which may be defined in several ways. For the purposes of this paper, we take the tableau approach:

$$(2.2) \quad s_\lambda(x) = \sum_{T \in \text{SSYT}(\lambda)} x^T,$$

where  $x^T$  is the monomial  $x_1^{\pi_1} x_2^{\pi_2} \cdots$  when  $T$  has weight  $\pi$ . This formula also defines the *skew Schur functions*,  $s_{\lambda/\mu}$ , by taking the sum over semi-standard tableaux of shape  $\lambda/\mu$ .

The *Kostka numbers*,  $K_{\lambda,\mu}$ , give the change of basis from the complete homogeneous symmetric functions to the Schur functions and, dually, the change of basis from Schur functions to monomial symmetric functions, i.e.

$$h_\mu = \sum_\lambda K_{\lambda,\mu} s_\lambda; \quad s_\lambda = \sum_\mu K_{\lambda,\mu} m_\mu.$$

In particular,  $K_{\lambda,\mu}$  is the number of semi-standard Young tableaux of shape  $\lambda$  and weight  $\mu$ . For example,  $K_{(3,2),(1^5)} = 5$  corresponding to the five standard Young tableaux of shape  $(3,2)$  in Figure 2. Since the Schur functions are the characters of the irreducible representations of  $\text{GL}_n$ , the Kostka numbers also give weight multiplicities for  $\text{GL}_n$  modules. Throughout this paper, we are interested in certain one- and two-parameter generalizations of the Kostka numbers.

As we shall see in Section 3, it will often be useful to express a function in terms of Gessel's fundamental quasi-symmetric functions [Ges84] rather than monomials. For  $\sigma \in \{\pm 1\}^{n-1}$ , the *fundamental quasi-symmetric function*  $Q_\sigma(x)$  is defined by

$$(2.3) \quad Q_\sigma(x) = \sum_{\substack{i_1 \leq \dots \leq i_n \\ i_j = i_{j+1} \Rightarrow \sigma_j = +1}} x_{i_1} \cdots x_{i_n}.$$

We have indexed quasi-symmetric functions by sequences of  $+1$ 's and  $-1$ 's, though by setting  $D(\sigma) = \{i | \sigma_i = -1\}$ , we may change the indexing to subsets of  $[n-1]$ . Similarly, letting  $\pi(\sigma)$  be the composition defined by setting  $\pi_1 + \dots + \pi_i$  to be the position of the  $i$ th  $-1$ , where here we regard  $\sigma_n = -1$  as the final  $-1$ , we may change the indexing to compositions of  $n$ .

To connect quasi-symmetric functions with Schur functions, for  $T$  a standard tableau on  $[n]$  with content reading word  $w_T$ , define the *descent signature*  $\sigma(T) \in \{\pm 1\}^{n-1}$  by

$$(2.4) \quad \sigma(T)_i = \begin{cases} +1 & \text{if } i \text{ appears to the left of } i+1 \text{ in } w_T \\ -1 & \text{if } i+1 \text{ appears to the left of } i \text{ in } w_T \end{cases}.$$

For example, the descent signatures for the tableaux in Figure 2 are  $+ - + +$ ,  $- + - +$ ,  $- + + -$ ,  $+ - + -$ ,  $+ + - +$ , from left to right. Note that if we replace the content reading word with either the row or column reading word, the resulting sequence in (2.4) remains unchanged.

**Proposition 2.1** ([Ges84]). *The Schur function  $s_\lambda$  is expressed in terms of quasi-symmetric functions by*

$$(2.5) \quad s_\lambda(x) = \sum_{T \in \text{SYT}(\lambda)} Q_{\sigma(T)}(x).$$

Comparing (2.2) with (2.5), using quasi-symmetric functions instead of monomials allows us to work with standard tableaux rather than semi-standard tableaux. One advantage of this formula is that unlike (2.2), the right hand side of (2.5) is finite. Continuing with the example in Figure 2,

$$s_{(3,2)}(x) = Q_{+ - + +}(x) + Q_{- + - +}(x) + Q_{- + + -}(x) + Q_{+ - + -}(x) + Q_{+ + - +}(x).$$

**2.3. LLT polynomials.** Lascoux, Leclerc and Thibon [LLT97] originally defined  $\tilde{G}_\mu^{(k)}(x; q)$  to be the  $q$ -generating function of  $k$ -ribbon tableaux of shape  $\mu$  weighted by  $\text{cospin}$ . Below we give an alternative definition of  $\tilde{G}_\mu^{(k)}(x; q)$  as the  $q$ -generating function of  $k$ -tuples of semi-standard tableaux of shapes  $\boldsymbol{\mu} = (\mu^{(0)}, \dots, \mu^{(k-1)})$  weighted by  $k$ -inversions first presented in [HHL<sup>+</sup>05b]. For a detailed

account of the equivalence of these definitions (actually  $q^a \tilde{G}_\mu^{(k)}(x; q) = \tilde{G}_\mu^{(k)}(x; q)$  for a constant  $a \geq 0$  depending on  $\mu$ ), see [HHL<sup>+</sup>05b, Ass07].

Extending prior notation, define

$$\begin{aligned} \text{SSYT}_k(\boldsymbol{\lambda}) &= \{\text{semi-standard } k\text{-tuples of tableaux of shapes } (\lambda^{(0)}, \dots, \lambda^{(k-1)})\}, \\ \text{SYT}_k(\boldsymbol{\lambda}) &= \{\text{standard } k\text{-tuples of tableaux of shapes } (\lambda^{(0)}, \dots, \lambda^{(k-1)})\}. \end{aligned}$$

As with tableaux, if  $\mathbf{T} = (T^{(0)}, \dots, T^{(k-1)}) \in \text{SSYT}_k(\boldsymbol{\lambda})$  has entries  $1^{\pi_1}, 2^{\pi_2}, \dots$ , then we say that  $\mathbf{T}$  has *shape*  $\boldsymbol{\lambda}$  and *weight*  $\pi$ . Note that a standard  $k$ -tuple of tableaux has weight  $(1^n)$ , e.g. see Figure 3, and this is not the same as a  $k$ -tuple of standard tableaux, which has weight  $(1^{m_1}, 2^{m_2}, \dots)$  where  $m_i$  is the number of shapes of size at least  $i$ .

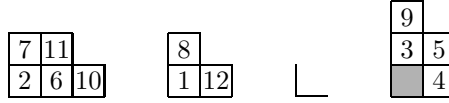


FIGURE 3. A standard 4-tuple of shape  $((3, 2), (2, 1), \emptyset, (2, 2, 1)/(1))$

For a  $k$ -tuple of (skew) shapes  $(\lambda^{(0)}, \dots, \lambda^{(k-1)})$ , define the *shifted content* of a cell  $x$  by

$$(2.6) \quad \tilde{c}(x) = k \cdot c(x) + i$$

when  $x$  is a cell of  $\lambda^{(i)}$ , where  $c(x)$  is the usual content of  $x$  regarded as a cell of  $\lambda^{(i)}$ . For  $\mathbf{T} \in \text{SSYT}_k$ , let  $\mathbf{T}(x)$  denote the entry of the cell  $x$  in  $\mathbf{T}$ . Define the *set of  $k$ -inversions of  $\mathbf{T}$*  by

$$(2.7) \quad \text{Inv}_k(\mathbf{T}) = \{(x, y) \mid k > \tilde{c}(y) - \tilde{c}(x) > 0 \text{ and } \mathbf{T}(x) > \mathbf{T}(y)\}.$$

Then the  *$k$ -inversion number of  $\mathbf{T}$*  is given by

$$(2.8) \quad \text{inv}_k(\mathbf{T}) = |\text{Inv}_k(\mathbf{T})|.$$

For example, suppose  $\mathbf{T}$  is the 4-tuple of tableaux in Figure 3. Since  $\mathbf{T}$  is standard, let us abuse notation by representing a cell of  $\mathbf{T}$  by the entry it contains. Then the set of 4-inversions is

$$\text{Inv}_4(\mathbf{T}) = \left\{ \begin{array}{l} (9, 7), (9, 8), (7, 3), (8, 3), (8, 2), (3, 2), (3, 1), \\ (2, 1), (11, 1), (11, 5), (6, 4), (12, 4), (12, 10) \end{array} \right\},$$

and so  $\text{inv}_4(\mathbf{T}) = 13$ .

By [HHL<sup>+</sup>05b], the LLT polynomial  $\tilde{G}_\mu^{(k)}(x; q)$  is given by

$$(2.9) \quad \tilde{G}_\mu^{(k)}(x; q) = \sum_{\mathbf{T} \in \text{SSYT}_k(\boldsymbol{\mu})} q^{\text{inv}_k(\mathbf{T})} x^{\mathbf{T}},$$

where  $x^{\mathbf{T}}$  is the monomial  $x_1^{\pi_1} x_2^{\pi_2} \dots$  when  $\mathbf{T}$  has weight  $\pi$ .

Notice that when  $q = 1$ , (2.9) reduces to a product of Schur functions:

$$(2.10) \quad \sum_{\mathbf{T} \in \text{SSYT}_k(\boldsymbol{\lambda})} x^{\mathbf{T}} = \prod_{i=0}^{k-1} \sum_{T^{(i)} \in \text{SSYT}(\lambda^{(i)})} x^{T^{(i)}} = \prod_{i=0}^{k-1} s_{\lambda^{(i)}}(x).$$

Define the *content reading word* of a  $k$ -tuple of tableaux to be the word obtained by reading entries in increasing order of shifted content and reading diagonals southwest to northeast. For the example in Figure 3, the content reading word is  $(9, 7, 8, 3, 2, 11, 1, 5, 6, 12, 4, 10)$ .

For  $\mathbf{T}$  a standard  $k$ -tuple of tableaux, define  $\sigma(\mathbf{T})$  analogously to (2.4) using the content reading word. Expressed in terms of quasi-symmetric functions, (2.9) becomes

$$(2.11) \quad \tilde{G}_\mu^{(k)}(x; q) = \sum_{\mathbf{T} \in \text{SYT}_k(\boldsymbol{\mu})} q^{\text{inv}_k(\mathbf{T})} Q_{\sigma(\mathbf{T})}(x).$$

One of the main goals of this paper is to understand the Schur coefficients of  $\tilde{G}_\mu^{(k)}(x; q)$  defined by

$$\tilde{G}_\mu^{(k)}(x; q) = \sum_{\lambda} \tilde{K}_{\lambda, \mu}^{(k)}(q) s_{\lambda}(x).$$

In particular, we will show that  $\tilde{K}_{\lambda,\mu}^{(k)}(q)$  is a polynomial in  $q$  with nonnegative integer coefficients.

**2.4. Macdonald polynomials.** The transformed Macdonald polynomials  $\tilde{H}_\mu(x; q, t)$  were originally defined by Macdonald [Mac88] to be the unique symmetric functions satisfying certain orthogonality and triangularity conditions. Haglund's monomial expansion for Macdonald polynomials [Hag04, HHL05a] gives an alternative combinatorial definition of  $\tilde{H}_\mu(x; q, t)$  as the  $q, t$ -generating functions for fillings of the diagram of  $\mu$ , e.g. see Figure 4. Since the proof of the equivalence of these two definitions is purely combinatorial [HHL05a], we will use the latter characterization.

For a cell  $x$  in the diagram of  $\lambda$ , define the *arm of  $x$*  to be the set of cells east of  $x$ , and the *leg of  $x$*  to be the set of cells north of  $x$ . Denote the sizes of the arm and leg of  $x$  by  $a(x)$  and  $l(x)$ , respectively. For example, letting  $x$  denote the cell with entry 3 in the filling in Figure 4, the arm of  $x$  consists of the cells with entries 4 and 10 and the leg of  $x$  consists of the cell with entry 14, and so we have  $a(x) = 2$  and  $l(x) = 1$ .

5				
11	14	9	2	
6	3	4	10	
8	1	13	7	12

FIGURE 4. A standard filling of shape  $(5, 4, 4, 1)$ .

Let  $S$  be a filling of a partition  $\lambda$ . A *descent* of  $S$  is a cell  $c$  of  $\lambda$ , not in the first row, such that the entry in  $c$  is greater than the entry in the cell immediately south of  $c$ . Denote by  $\text{Des}(S)$  the set of all descents of  $S$ , i.e.

$$(2.12) \quad \text{Des}(S) = \{(i, j) \in \lambda \mid j > 1 \text{ and } S(i, j) > S(i, j - 1)\}.$$

Define the *major index* of  $S$ , denoted  $\text{maj}(S)$ , by

$$(2.13) \quad \text{maj}(S) \stackrel{\text{def}}{=} |\text{Des}(S)| + \sum_{c \in \text{Des}(S)} l(c).$$

Note that for  $\mu = (1^n)$ , this gives the usual major index for the reading word of the filling.

For example, let  $S$  be the filling in Figure 4. As before, let us abuse notation by representing a cell of  $S$  by the entry which it contains. Then the descents of  $S$  are  $\text{Des}(S) = \{11, 14, 9, 3, 10\}$ , and so the major index of  $S$  is  $\text{maj}(S) = 5 + (1 + 0 + 0 + 1 + 1) = 8$ .

An ordered pair of cells  $(c, d)$  is called *attacking* if  $c$  and  $d$  lie in the same row with  $c$  to the west of  $d$ , or if  $c$  is in the row immediately north of  $d$  and  $c$  lies strictly east of  $d$ . An *inversion pair* of  $S$  is an attacking pair  $(c, d)$  such that the entry in  $c$  is greater than the entry in  $d$ . Denote by  $\text{Inv}(S)$  the set of inversion pairs of  $S$ , i.e.

$$(2.14) \quad \text{Inv}(S) = \left\{ ((i, j), (g, h)) \in \lambda \mid \begin{array}{l} j = h \text{ and } i < g \text{ or } j = h + 1 \text{ and } g < i, \\ \text{and } S(i, j) > S(g, h) \end{array} \right\}.$$

Define the *inversion number* of  $S$ , denoted  $\text{inv}(S)$ , by

$$(2.15) \quad \text{inv}(S) \stackrel{\text{def}}{=} |\text{Inv}(S)| - \sum_{c \in \text{Des}(S)} a(c).$$

Note that for  $\mu = (n)$ , this gives the usual inversion number for the reading word of the filling.

For our running example, the inversion pairs of  $S$  are given by

$$\text{Inv}(S) = \left\{ \begin{array}{l} (11, 9), (14, 2), (9, 6), (6, 4), (10, 1), (13, 7), \\ (11, 2), (14, 6), (9, 3), (4, 1), (8, 1), (13, 12) \\ (14, 9), (9, 2), (6, 3), (10, 8), (8, 7), \end{array} \right\},$$

and so the inversion number of  $S$  is  $\text{inv}(S) = 17 - (3 + 2 + 1 + 2 + 0) = 9$ .

*Remark 2.2.* If  $c \in \text{Des}(S)$ , say with  $d$  the cell of  $S$  immediately south of  $c$ , then for every cell  $e$  of the arm of  $c$ , the entry in  $e$  is either bigger than the entry in  $d$  or smaller than the entry in  $c$  (or both). In the former case,  $(e, d)$  will form an inversion pair, and in the latter case,  $(c, e)$  will form an inversion pair. Thus every triple of cells  $(c, e, d)$  with  $d$  immediately south of  $c$  and  $e$  in the arm of  $c$  contributes at least one inversion to  $\text{inv}(S)$ , and so  $\text{inv}(S)$  is a non-negative integer.

By [HHL05a], the transformed Macdonald polynomial  $\tilde{H}_\mu(x; q, t)$  is given by

$$(2.16) \quad \tilde{H}_\mu(x; q, t) = \sum_{S: \mu \rightarrow \mathbb{Z}_+} q^{\text{inv}(S)} t^{\text{maj}(S)} x^S = \sum_{S: \mu \xrightarrow{\sim} [n]} q^{\text{inv}(S)} t^{\text{maj}(S)} Q_{\sigma(S)},$$

where  $\sigma(S)$  is defined analogously to (2.4) using the *row reading word* of a standard filling  $S$ . For example, the row reading word for the standard filling in Figure 4 is  $(5, 11, 14, 9, 2, 6, 3, 4, 10, 8, 1, 13, 7, 12)$ . Again, our main objective is to understand the Schur coefficients defined by

$$(2.17) \quad \tilde{H}_\mu(x; q, t) = \sum_{\lambda} \tilde{K}_{\lambda, \mu}(q, t) s_{\lambda}(x).$$

In this paper, we give a combinatorial proof that  $\tilde{K}_{\lambda, \mu}(q, t)$  is a polynomial in  $q$  and  $t$  with nonnegative integer coefficients. This proof is a corollary to the proof for  $\tilde{K}_{\lambda, \mu}^{(k)}(q)$  as we now explain.

The expression in (2.16) is related to LLT polynomials as follows. Let  $D$  be a possible descent set for  $\mu$ , i.e.  $D$  is a collection cells of  $\mu/(\mu_1)$ . For  $i = 1, \dots, \mu_1$ , let  $\mu_D^{(i-1)}$  be the ribbon obtained from the  $i$ th column of  $\mu$  by putting the cell  $(i, j)$  immediately south of  $(i, j+1)$  if  $(i, j+1) \in D$  and immediately east of  $(i, j+1)$  otherwise. Translate each  $\mu_D^{(i)}$  so that the southeastern most cell has shifted content  $n+i$  for some (any) fixed integer  $n$ . Then each filling  $S$  of shape  $\mu$  with  $\text{Des}(S) = D$  may be regarded as a semi-standard  $\mu_1$ -tuple of tableaux of shape  $\mu_D$ , denoted  $\mathbf{S}$ . For example, the filling  $S$  of shape  $(5, 4, 4, 1)$  in Figure 4 corresponds to the 5-tuple of ribbons of shapes  $(3, 3, 3, 2)/(3, 3, 1)$ ,  $(1, 1, 1)$ ,  $(2, 2, 1)/(2)$ ,  $(2, 2, 1)/(2, 1)$ ,  $(1)$ ; see Figure 5.

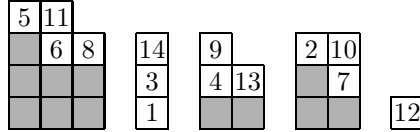


FIGURE 5. A standard filling of shape  $(5, 4, 4, 1)$  transformed into a 5-tuple of ribbons of shapes  $(3, 3, 3, 2)/(3, 3, 1)$ ,  $(1, 1, 1)$ ,  $(2, 2, 1)/(2)$ ,  $(2, 2, 2)/(2, 1)$ ,  $(1)$ .

For this correspondence, it is crucial that we do not identify skew shapes that are translates of one another. For example, the row reading word of the filling in Figure 4 is precisely the content reading word of 5-tuple in Figure 5, but this is not the case if the first tableau is instead considered to have shape  $(3, 2)/(1)$ . Furthermore, the inversion pairs of  $S$  as defined in (2.14) correspond precisely with the  $\mu_1$ -inversions of  $\mathbf{S}$  as defined in (2.7). Since the major index statistic depends only on the descent set, for a given descent set  $D$  we may define  $\text{maj}(D)$  by  $\text{maj}(D) = \text{maj}(S)$  for any filling  $S$  with  $\text{Des}(S) = D$ . Similarly, define  $a(D) = \sum_{c \in D} a(c)$ . Then we may rewrite (2.16) in terms of LLT polynomials as

$$(2.18) \quad \tilde{H}_\mu(x; q, t) = \sum_{D \subseteq \mu/(\mu_1)} q^{-a(D)} t^{\text{maj}(D)} \tilde{G}_{\mu_D}^{(\mu_1)}(x; q).$$

Note that each term of  $\tilde{G}_{\mu_D}^{(\mu_1)}(x; q)$  contains a factor of  $q^a$  for some  $a \geq a(D)$  (in fact, this is the same constant mentioned in Section 2.3). In terms of Schur expansions, (2.18) may also be expressed as

$$(2.19) \quad \tilde{K}_{\lambda, \mu}(q, t) = \sum_{D \subseteq \mu/(\mu_1)} q^{-a(D)} t^{\text{maj}(D)} \tilde{K}_{\lambda, \mu_D}^{(\mu_1)}(q).$$

By the previous remark, proving  $\tilde{K}_{\lambda, \mu_D}^{(\mu_1)}(q) \in \mathbb{N}[q]$  consequently proves  $\tilde{K}_{\lambda, \mu}(q, t) \in \mathbb{N}[q, t]$ .

## 3. DUAL EQUIVALENCE GRAPHS

**3.1. The standard dual equivalence graph.** Dual equivalence was first defined by Haiman [Hai92] as a relation on tableaux dual to *jeu de taquin* equivalence under the Schensted correspondence. We use this relation to construct a graph whose vertices are standard tableaux and edges are elementary dual equivalence relations. Using quasi-symmetric functions, we define the generating function on the vertices of these graphs, thereby providing the connection with symmetric functions.

We begin by recalling the definition of dual equivalence on permutations regarded as words on  $[n]$ , which we extend to standard Young tableaux via the content reading word.

**Definition 3.1** ([Hai92]). An *elementary dual equivalence* on three consecutive letters  $i-1, i, i+1$  of a permutation is given by switching the outer two letters whenever the middle letter is not  $i$ :

$$\cdots i \cdots i \pm 1 \cdots i \mp 1 \cdots \equiv^* \cdots i \mp 1 \cdots i \pm 1 \cdots i \cdots$$

Two permutations are *dual equivalent* if they differ by some sequence of elementary dual equivalences. Two standard tableaux of the same shape are *dual equivalent* if their content reading words are.

Construct an edge-colored graph on standard tableaux of partition shape from the dual equivalence relation in the following way. Whenever two standard tableaux  $T, U$  have content reading words that differ by an elementary dual equivalence for  $i-1, i, i+1$ , connect  $T$  and  $U$  with an edge colored by  $i$ . Recall the definition of the content reading word  $w_T$  and the *descent signature* of a standard tableau  $T$  from (2.4):

$$\sigma(T)_i = \begin{cases} +1 & \text{if } i \text{ appears to the left of } i+1 \text{ in } w_T \\ -1 & \text{if } i+1 \text{ appears to the left of } i \text{ in } w_T \end{cases}.$$

We associate to each tableau  $T$  the signature  $\sigma(T)$ . Several examples are given in Figure 6, and several more in Appendix A.

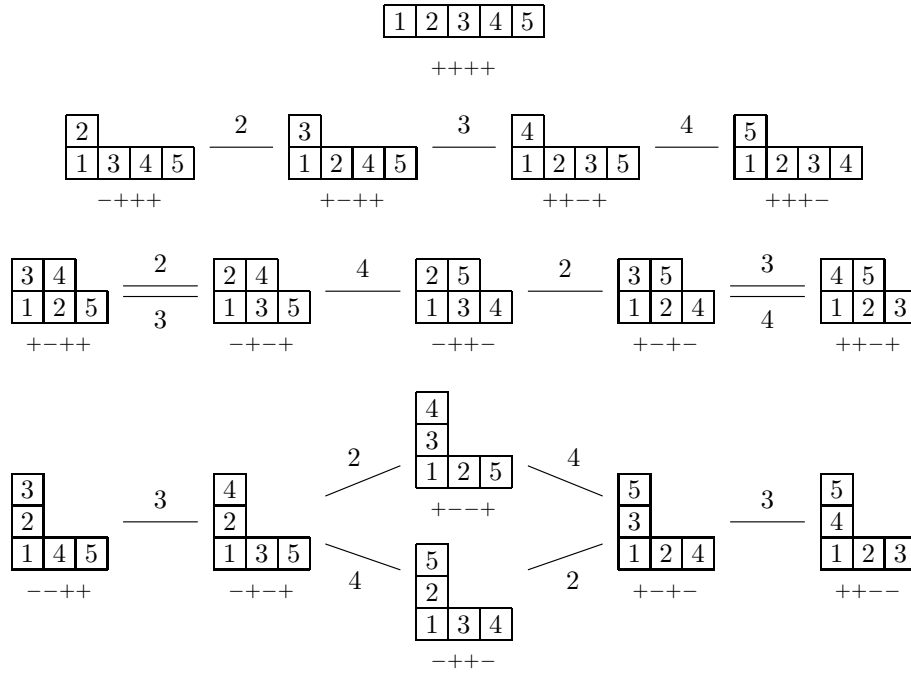


FIGURE 6. The standard dual equivalence graphs  $\mathcal{G}_5, \mathcal{G}_{4,1}, \mathcal{G}_{3,2}$  and  $\mathcal{G}_{3,1,1}$ .

The connected components of the graph so constructed are the dual equivalence classes of standard tableaux. Let  $\mathcal{G}_\lambda$  denote the subgraph on tableaux of shape  $\lambda$ . The following proposition tells us that the  $\mathcal{G}_\lambda$  exactly give the connected components of the graph.



**Proposition 3.2** ([Hai92]). *Two standard tableaux on partition shapes are dual equivalent if and only if they have the same shape.*

Define the generating function associated to  $\mathcal{G}_\lambda$  by

$$(3.1) \quad \sum_{v \in V(\mathcal{G}_\lambda)} Q_{\sigma(v)}(x) = s_\lambda(x).$$

By Proposition 2.1, this is Gessel's quasi-symmetric function expansion for a Schur function. In particular, the generating function of any vertex-signed graph whose connected components are isomorphic to the graphs  $\mathcal{G}_\lambda$  is automatically Schur positive. This observation is the main idea behind the following method for establishing the symmetry and Schur positivity of a function expressed in terms of fundamental quasi-symmetric functions. We will realize the given function as the generating function for a vertex-signed, edge-colored graph such that connected components of the graph are isomorphic to the graphs  $\mathcal{G}_\lambda$ . Therefore the connected components of the graph will correspond precisely to terms in the Schur expansion of the given function.

**3.2. Axiomatization of dual equivalence.** In this section, we characterize  $\mathcal{G}_\lambda$  in terms of edges and signatures so that we can readily identify those graphs that are isomorphic to some  $\mathcal{G}_\lambda$ .

**Definition 3.3.** A *signed, colored graph of type*  $(n, N)$  consists of the following data:

- a finite vertex set  $V$ ;
- a signature function  $\sigma : V \rightarrow \{\pm 1\}^{N-1}$ ;
- for each  $1 < i < n$ , a collection  $E_i$  of pairs of distinct vertices of  $V$ .

We denote such a graph by  $\mathcal{G} = (V, \sigma, E_2 \cup \dots \cup E_{n-1})$  or simply  $(V, \sigma, E)$ .

**Definition 3.4.** A signed, colored graph  $\mathcal{G} = (V, \sigma, E)$  of type  $(n, N)$  is a *dual equivalence graph of type*  $(n, N)$  if  $n \leq N$  and the following hold:

- (ax1) For  $w \in V$  and  $1 < i < n$ ,  $\sigma(w)_{i-1} = -\sigma(w)_i$  if and only if there exists  $x \in V$  such that  $\{w, x\} \in E_i$ . Moreover,  $x$  is unique when it exists.
- (ax2) For  $\{w, x\} \in E_i$ ,  $\sigma(w)_j = -\sigma(x)_j$  for  $j = i-1, i$ , and  $\sigma(w)_h = \sigma(x)_h$  for  $h < i-2$  and  $h > i+1$ .
- (ax3) For  $\{w, x\} \in E_i$ , if  $\sigma(w)_{i-2} = -\sigma(x)_{i-2}$ , then  $\sigma(w)_{i-2} = -\sigma(w)_{i-1}$ , and if  $\sigma(w)_{i+1} = -\sigma(x)_{i+1}$ , then  $\sigma(w)_{i+1} = -\sigma(w)_i$ .
- (ax4) Every connected component of  $(V, \sigma, E_{i-1} \cup E_i)$  appears in Figure 7 and every connected component of  $(V, \sigma, E_{i-2} \cup E_{i-1} \cup E_i)$  appears in Figure 8.
- (ax5) If  $\{w, x\} \in E_i$  and  $\{x, y\} \in E_j$  for  $|i - j| \geq 3$ , then  $\{w, v\} \in E_j$  and  $\{v, y\} \in E_i$  for some  $v \in V$ .
- (ax6) Any two vertices of a connected component of  $(V, \sigma, E_2 \cup \dots \cup E_i)$  may be connected by a path crossing at most one  $E_i$  edge.

Note that if  $n > 4$ , then the allowed structure for connected components of  $(V, \sigma, E_{i-2} \cup E_{i-1} \cup E_i)$  dictates that every connected component of  $(V, \sigma, E_{i-1} \cup E_i)$  appears in Figure 7.

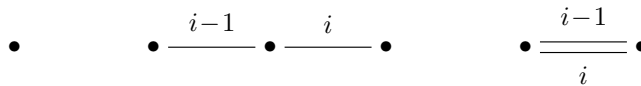


FIGURE 7. Allowed 2-color connected components of a dual equivalence graph.

Every connected component of a dual equivalence graph of type  $(n, N)$  is again a dual equivalence graph of type  $(n, N)$ .

It is often useful to consider a restricted set of edges of a signed, colored graph. To be precise, for  $m \leq n$  and  $M \leq N$ , the  $(m, M)$ -restriction of a signed, colored graph  $\mathcal{G}$  of type  $(n, N)$  consists of the vertex set  $V$ , signature function  $\sigma : V \rightarrow \{\pm 1\}^{M-1}$  obtained by truncating  $\sigma$  at  $M-1$ , and the edge set  $E_2 \cup \dots \cup E_{m-1}$ . For  $m \leq n, M \leq N$ , the  $(m, M)$ -restriction of a dual equivalence graph of type  $(n, N)$  is a dual equivalence graph of type  $(m, M)$ .

The graph for  $\mathcal{G}_{\lambda'}$  is obtained from  $\mathcal{G}_\lambda$  by conjugating each standard tableau and multiplying the signatures coordinate-wise by  $-1$ . Therefore the structure of  $\mathcal{G}_{(2,1,1,1)}, \mathcal{G}_{(2,2,1)}$  and  $\mathcal{G}_{(1,1,1,1,1)}$  is

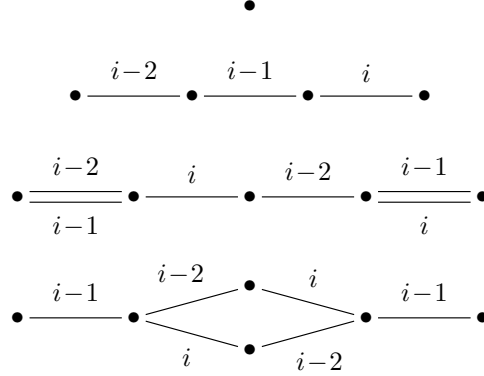


FIGURE 8. Allowed 3-color connected components of a dual equivalence graph.

also indicated by Figure 6. Comparing this with Figure 8, axiom 4 stipulates that the restricted components of a dual equivalence graph are exactly the graphs for  $\mathcal{G}_\lambda$  when  $\lambda$  is a partition of 5.

**Proposition 3.5.** *For  $\lambda$  a partition of  $n$ ,  $\mathcal{G}_\lambda$  is a dual equivalence graph of type  $(n, n)$ .*

*Proof.* For  $T \in \text{SYT}(\lambda)$ ,  $\sigma(T)_{i-1} = -\sigma(T)_i$  if and only if  $i$  does not lie between  $i-1$  and  $i+1$  in the content reading word of  $T$ . In this case, there exists  $U \in \text{SYT}(\lambda)$  such that  $T$  and  $U$  differ by an elementary dual equivalence for  $i-1, i, i+1$ . Therefore  $U$  is obtained from  $T$  by swapping  $i$  with  $i-1$  or  $i+1$ , whichever lies further away, with the result that  $\sigma(T)_j = -\sigma(U)_j$  for  $j = i-1, i$  and also  $\sigma(T)_h = \sigma(U)_h$  for  $h < i-2$  and  $i+1 < h$ . This verifies axioms 1 and 2.

For axiom 3, if  $\sigma(T)_{i-2} = -\sigma(U)_{i-2}$ , then  $i$  and  $i-1$  have interchanged positions with  $i-2$  lying between, so that  $T$  and  $U$  also differ by an elementary dual equivalence for  $i-2, i-1, i$ , and similarly for  $i+1$ . From this, we obtain an explicit description of double edges, and so axiom 4 becomes a straightforward, finite check. If  $|i-j| \geq 3$ , then  $\{i-1, i, i+1\} \cap \{j-1, j, j+1\} = \emptyset$ , so the elementary dual equivalences for  $i-1, i, i+1$  and for  $j-1, j, j+1$  commute, thereby demonstrating axiom 5.

Finally, for  $T, U \in \text{SYT}(\lambda)$ ,  $|\lambda| = i+1$ , we must show that there exists a path from  $T$  to  $U$  crossing at most one  $E_i$  edge. Let  $\mathcal{C}_T$  (resp.  $\mathcal{C}_U$ ) denote the connected component of the  $(i, i)$ -restriction of  $\mathcal{G}_\lambda$  containing  $T$  (resp.  $U$ ). Let  $\mu$  (resp.  $\nu$ ) be the shape of  $T$  (resp.  $U$ ) with the cell containing  $i+1$  removed. Then  $\mathcal{C}_T \cong \mathcal{G}_\mu$  and  $\mathcal{C}_U \cong \mathcal{G}_\nu$ . If  $\mu = \nu$ , then, by Proposition 3.2,  $\mathcal{C}_T = \mathcal{C}_U$  and axiom 6 holds. Assume, then, that  $\mu \neq \nu$ . Since  $\mu, \nu \subset \lambda$  and  $|\mu| = |\nu| = |\lambda| - 1$ , both cells  $\lambda/\mu$  and  $\lambda/\nu$  must be northeastern corners of  $\lambda$ . Therefore there exists  $T' \in \text{SYT}(\lambda)$  with  $i$  in position  $\lambda/\nu$ ,  $i+1$  in position  $\lambda/\mu$ , and  $i-1$  between  $i$  and  $i+1$  in the content reading word of  $T'$ . Let  $U'$  be the result of swapping  $i$  and  $i+1$  in  $T'$ , in particular,  $\{T', U'\} \in E_i$ . By Proposition 3.2,  $T'$  is in  $\mathcal{C}_T$  and  $U'$  is in  $\mathcal{C}_U$ , hence there exists a path from  $T$  to  $T'$  and a path from  $U'$  to  $U$  each crossing only edges  $E_h$ ,  $h < i$ . This establishes axiom 6.  $\square$

*Remark 3.6.* For partitions  $\lambda \subset \rho$ , with  $|\lambda| = n$  and  $|\rho| = N$ , choose a tableau  $A$  of shape  $\rho/\lambda$  with entries  $n+1, \dots, N$ . Define the set of standard Young tableaux of shape  $\lambda$  augmented by  $A$ , denoted  $\text{ASYT}(\lambda, A)$ , to be those  $T \in \text{SYT}(\rho)$  such that  $T$  restricted to  $\rho/\lambda$  is  $A$ . Let  $\mathcal{G}_{\lambda, A}$  be the signed, colored graph of type  $(n, N)$  constructed on  $\text{ASYT}(\lambda, A)$  with  $i$ -edges given by elementary dual equivalences for  $i-1, i, i+1$  with  $i < n$ . Then  $\mathcal{G}_{\lambda, A}$  is a dual equivalence graph of type  $(n, N)$ , and the  $(n, n)$ -restriction of  $\mathcal{G}_{\lambda, A}$  is  $\mathcal{G}_\lambda$ .

Proposition 3.5 is the first step towards justifying Definition 3.4, and also allows us to refer to  $\mathcal{G}_\lambda$  as the *standard dual equivalence graph corresponding to  $\lambda$* . In order to show the converse, we first need the notion of a morphism between two signed, colored graphs.

**Definition 3.7.** A *morphism* between two signed, colored graphs of type  $(n, N)$ , say  $\mathcal{G} = (V, \sigma, E)$  and  $\mathcal{H} = (W, \tau, F)$ , is a map  $\phi : V \rightarrow W$  such that for every  $u, v \in V$

- for every  $1 \leq i < N$ , we have  $\sigma(v)_i = \tau(\phi(v))_i$ , and
- for every  $1 < i < n$ , if  $\{u, v\} \in E_i$ , then  $\{\phi(u), \phi(v)\} \in F_i$ .

A morphism is an *isomorphism* if it is a bijection on vertex sets.

When two graphs satisfy axiom 1, as all graphs in this paper do, an isomorphism between them is a sign-preserving bijection on vertex sets that respects color-adjacency.

*Remark 3.8.* If  $\phi$  is a morphism from a signed, colored graph  $\mathcal{G}$  of type  $(n, N)$  satisfying axiom 1 to an augmented standard dual equivalence graph  $\mathcal{G}_{\lambda, A}$ , then  $\phi$  is surjective. Indeed, suppose  $T = \phi(v)$  for some  $T \in \text{ASYT}(\lambda, A)$  and some vertex  $v$  of  $\mathcal{G}$ . Then for every  $1 < i < n$ , if  $\{T, U\} \in E_i$ , then since  $\sigma(v) = \sigma(T)$ , by axiom 1 there exists a unique vertex  $w$  of  $\mathcal{G}$  such that  $\{v, w\} \in E_i$  in  $\mathcal{G}$ . Since  $\phi$  is a morphism, we must have  $\{T, \phi(w)\} \in E_i$  in  $\mathcal{G}_{\lambda, A}$ . Thus by the uniqueness condition of axiom 1,  $\phi(w) = U$ , and so  $U$  also lies in the image of  $\phi$ . Therefore the  $i$ -neighbor of any vertex in the image of  $\phi$  also lies in the image since  $\phi$  preserves  $i$ -edges. Since  $\mathcal{G}_{\lambda, A}$  is connected,  $\phi$  is surjective.

The final justification of this axiomatization is the following converse of Proposition 3.5.

**Theorem 3.9.** *Every connected component of a dual equivalence graph of type  $(n, n)$  is isomorphic to  $\mathcal{G}_\lambda$  for a unique partition  $\lambda$  of  $n$ .*

The proof of Theorem 3.9 is postponed until Section 3.3. We conclude this section by interpreting Theorem 3.9 in terms of symmetric functions.

**Corollary 3.10.** *Let  $\mathcal{G}$  be a dual equivalence graph of type  $(n, n)$  such that every vertex is assigned some additional statistic  $\alpha$ . Let  $C(\lambda)$  denote the set of connected components of  $\mathcal{G}$  that are isomorphic to  $\mathcal{G}_\lambda$ . If  $\alpha$  is constant on connected components of  $\mathcal{G}$ , then*

$$(3.2) \quad \sum_{v \in V(\mathcal{G})} q^{\alpha(v)} Q_{\sigma(v)}(X) = \sum_{\lambda} \sum_{C \in C(\lambda)} q^{\alpha(C)} s_{\lambda}(X).$$

*In particular, the generating function for  $\mathcal{G}$  so defined is symmetric and Schur positive.*

We can, of course, include multivariate statistics in (3.2), but as our immediate purpose is to apply this theory to LLT polynomials, a single parameter suffices.

Equation 3.2 appears to be difficult to work with since, in general, it is difficult to determine when two signed, colored graphs are isomorphic. However, this problem simplifies for dual equivalence graphs. For each vertex  $v$  of a dual equivalence graph, let  $\pi(v)$  be the composition formed by the lengths of the runs of the  $+1$ 's in  $\sigma(v)$ . As shown in Proposition 3.11, each  $\mathcal{G}_\lambda$  contains a unique vertex  $T_\lambda$  with the property that  $\pi(T_\lambda)$  forms a partition and, if  $\pi(T)$  also forms a partition for some  $T \in \text{SYT}(\lambda)$ , then  $\pi(T) \leq \pi(T_\lambda)$  in dominance order. Therefore if we know which vertices occur on a given connected component of a dual equivalence graph, determining the  $\mathcal{G}_\lambda$  to which the component is isomorphic is simply a matter of comparing  $\pi(v)$  for each vertex of the component.

**3.3. The structure of dual equivalence graphs.** We begin the proof of Theorem 3.9 by showing that the standard dual equivalence graphs are non-redundant in the sense that they are mutually non-isomorphic and have no nontrivial automorphisms. Both results stem from the observation that  $\mathcal{G}_\lambda$  contains a unique vertex such that the composition formed by the lengths of the runs of  $+1$ 's in the signature gives a maximal partition.

**Proposition 3.11.** *If  $\phi : \mathcal{G}_\lambda \rightarrow \mathcal{G}_\mu$  is an isomorphism, then  $\lambda = \mu$  and  $\phi = \text{id}$ .*

*Proof.* Let  $T_\lambda$  be the tableau obtained by filling the numbers 1 through  $n$  into the rows of  $\lambda$  from left to right, bottom to top, in which case  $\sigma(T_\lambda) = +^{\lambda_1-1}, -, +^{\lambda_2-1}, -, \dots$ . For any standard tableau  $T$  such that  $\sigma(T) = \sigma(T_\lambda)$ , the numbers 1 through  $\lambda_1$ , and also  $\lambda_1 + 1$  through  $\lambda_1 + \lambda_2$ , and so on, must form horizontal strips. In particular, if  $\sigma(T) = \sigma(T_\lambda)$  for some  $T$  of shape  $\mu$ , then  $\lambda \leq \mu$  with equality if and only if  $T = T_\lambda$ .

Suppose  $\phi : \mathcal{G}_\lambda \rightarrow \mathcal{G}_\mu$  is an isomorphism. Let  $T_\lambda$  be as above for  $\lambda$ , and let  $T_\mu$  be the corresponding tableau for  $\mu$ . Then since  $\sigma(\phi(T_\lambda)) = \sigma(T_\lambda)$ ,  $\lambda \leq \mu$ . Conversely, since  $\sigma(\phi^{-1}(T_\mu)) = \sigma(T_\mu)$ ,  $\mu \leq \lambda$ . Therefore  $\lambda = \mu$ . Furthermore,  $\phi(T_\lambda) = T_\lambda$ . For  $T \in \text{SYT}(\lambda)$  such that  $\{T_\lambda, T\} \in E_i$ , we have  $\{T_\lambda, \phi(T)\} \in E_i$ , so  $\phi(T) = T$  by dual equivalence axiom 1. Extending this, every tableau connected to a fixed point by some sequence of edges is also a fixed point for  $\phi$ , hence  $\phi = \text{id}$  on each  $\mathcal{G}_\lambda$  by Proposition 3.2.  $\square$

In order to avoid cumbersome notation, as we investigate the connection between an arbitrary dual equivalence graph and the standard one, we will often abuse notation by simultaneously referring to  $\sigma$  and  $E$  as the signature function and edge set for both graphs.

**Definition 3.12.** Let  $\mathcal{G} = (V, \sigma, E)$  be a signed, colored graph of type  $(n, N)$  satisfying axiom 1. For  $1 < i < N$ , we say that a vertex  $w \in V$  admits an  $i$ -neighbor if  $\sigma(w)_{i-1} = -\sigma(w)_i$ .

For  $1 < i < n$ , if  $\sigma(w)_{i-1} = -\sigma(w)_i$  for some  $w \in V$ , then axiom 1 implies the existence of  $x \in V$  such that  $\{w, x\} \in E_i$ . That is, if  $w$  admits an  $i$ -neighbor for some  $1 < i < n$ , then  $w$  has an  $i$ -neighbor in  $\mathcal{G}$ . For  $n \leq i < N$ , though  $i$ -edges do not exist in  $\mathcal{G}$ , if  $\mathcal{G}$  were the restriction of a graph of type  $(i+1, N)$  also satisfying axiom 1, then the condition  $\sigma(w)_{i-1} = -\sigma(w)_i$  would imply the existence of a vertex  $x$  such that  $\{w, x\} \in E_i$  in the type  $(i+1, N)$  graph. When convenient,  $E_i$  may be regarded as an involution on vertices admitting an  $i$ -neighbor, i.e. if  $w$  admits an  $i$ -neighbor, then  $E_i(w) = x$  where  $\{w, x\} \in E_i$ .

Recall the notion of augmenting a partition  $\lambda$  by a skew tableau  $A$  and the resulting dual equivalence graph  $\mathcal{G}_{\lambda, A}$  from Remark 3.6.

**Lemma 3.13.** Let  $\mathcal{G} = (V, \sigma, E)$  be a connected dual equivalence graph of type  $(n, N)$ , and let  $\phi$  be an isomorphism from the  $(n, n)$ -restriction of  $\mathcal{G}$  to  $\mathcal{G}_\lambda$  for some partition  $\lambda$  of  $n$ . Then there exists a semi-standard tableau  $A$  of shape  $\rho/\lambda$ ,  $|\rho| = N$ , with entries  $n+1, \dots, N$  such that  $\phi$  gives an isomorphism from  $\mathcal{G}$  to  $\mathcal{G}_{\lambda, A}$ . Moreover, the position of the cell of  $A$  containing  $n+1$  is unique.

*Proof.* By axiom 2 and the fact that  $\mathcal{G}$  is connected,  $\sigma_h$  is constant on  $\mathcal{G}$  for  $h \geq n+1$ . Therefore once a suitable cell for  $n+1$  has been chosen, the cells for  $n+2, \dots, N$  may be chosen in any way that gives the correct signature. One solution is to place  $j$  north of the first column if  $\sigma_{j-1} = -1$  or east of the first row if  $\sigma_{j-1} = +1$  for  $j = n+2, \dots, N$ . Assume, then, that  $N = n+1$ .

By dual equivalence axiom 2,  $\sigma_n$  is constant on connected components of the  $(n-1, n+1)$ -restriction of  $\mathcal{G}$ . By Proposition 3.2, a connected component of the  $(n-1, n-1)$ -restriction of  $\mathcal{G}_\lambda$  consists of all standard Young tableaux where  $n$  lies in a particular northeastern cell of  $\lambda$ . Therefore, for each connected component of the  $(n-1, n+1)$ -restriction of  $\mathcal{G}$ , we may identify its image under  $\phi$  with  $\mathcal{G}_\mu$  for some partition  $\mu \subset \lambda$ ,  $|\mu| = n-1$ , with  $n$  lying in position  $\lambda/\mu$ . We will show that  $\sigma_n$  has the monotonicity property on connected components of the  $(n-1, n+1)$ -restriction of  $\mathcal{G}$  depicted in Figure 9, i.e., there is an inner corner above which  $\sigma_n = +1$  and below which  $\sigma_n = -1$ .

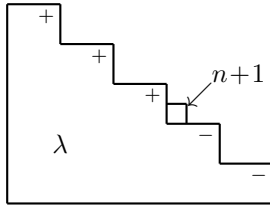


FIGURE 9. Identifying the unique position for  $n+1$  based on  $\sigma_n$ .

Let  $\mathcal{C}$  and  $\mathcal{D}$  be two distinct connected components of the  $(n-1, n+1)$ -restriction of  $\mathcal{G}$  such that there exist vertices  $v$  of  $\mathcal{C}$  and  $u$  of  $\mathcal{D}$  with  $\{v, u\} \in E_{n-1}$ . Let  $\phi(\mathcal{C}) \cong \mathcal{G}_\mu$ , and let  $\phi(\mathcal{D}) \cong \mathcal{G}_\nu$ . Since  $\{v, u\} \in E_{n-1}$ ,  $\phi(v)$  must have  $n-1$  in position  $\lambda/\mu$  with  $n-2$  lying between  $n-1$  and  $n$  in the content reading word. Since  $\phi$  preserves  $E_{n-1}$  edges,  $\phi(u)$  must be the result of an elementary dual equivalence on  $\phi(v)$  for  $n-2, n-1, n$ , which will necessarily interchange  $n-1$  and  $n$ . Since  $\phi$  preserves signatures,  $\lambda/\nu$  lies northwest of the position of  $\lambda/\mu$  if and only if  $\sigma(v)_{n-2, n-1} = +-$  and  $\sigma(u)_{n-2, n-1} = -+$ . If  $\lambda/\nu$  lies northwest of the position of  $\lambda/\mu$  and  $\sigma(v)_n = -1$ , then that  $\sigma(v)_n = \sigma(v)_{n-1}$ . Thus, by axiom 3,  $\sigma(u)_n = \sigma(v)_n = -1$ . Similarly, if  $\lambda/\nu$  lies northwest of the position of  $\lambda/\mu$  and  $\sigma(u)_n = +1$ , then  $\sigma(u)_n = \sigma(u)_{n-1}$ . Thus, by axiom 3,  $\sigma(v)_n = \sigma(u)_n = +1$ .

Abusing notation and terminology, we have shown that if  $\sigma_n(\mathcal{C}) = +1$  and  $\mathcal{D}$  is any component connected to  $\mathcal{C}$  by an  $n-1$ -edge such that  $\phi(\mathcal{D})$  lies northwest of  $\phi(\mathcal{C})$ , then  $\sigma_n(\mathcal{D}) = +1$  as well. Similarly, if  $\sigma_n(\mathcal{C}) = -1$  and  $\mathcal{D}$  is any component connected to  $\mathcal{C}$  by an  $n-1$ -edge such that  $\phi(\mathcal{D})$

lies southeast of  $\phi(\mathcal{C})$ , then  $\sigma_n(\mathcal{D}) = -1$  as well. By dual equivalence graph axiom 6, for any two distinct connected components  $\mathcal{C}$  and  $\mathcal{D}$  of the  $(n-1, n+1)$ -restriction of  $\mathcal{G}$  and any pair of vertices  $w$  on  $\mathcal{C}$  and  $x$  on  $\mathcal{D}$ , there is a path from  $w$  to  $x$  crossing at most one, and hence exactly one,  $n-1$  edge. Therefore for any  $\mathcal{C}$  and  $\mathcal{D}$ , there exist vertices  $v$  of  $\mathcal{C}$  and  $u$  of  $\mathcal{D}$  such that  $\{v, u\} \in E_{n-1}$ . Hence every two connected components of the  $(n-1, n+1)$ -restriction of  $\mathcal{G}$  are connected by an  $n-1$ -edge, thus establishing the monotonicity depicted in Figure 9.

This established, it follows that there exists a unique row such that  $\sigma(\mathcal{C})_n = -1$  whenever the  $\phi(\mathcal{C})$  has  $n$  south of this row and  $\sigma(\mathcal{C})_n = +1$  whenever the  $\phi(\mathcal{C})$  has  $n$  north of this row. In this case, the cell containing  $n+1$  must be placed at the eastern end of this pivotal row, and doing so extends  $\phi$  to an isomorphism between  $(n, n+1)$  graphs.  $\square$

Once Theorem 3.9 has been proved, Lemma 3.13 may be used to obtain the following generalization of Theorem 3.9 for dual equivalence graphs of type  $(n, N)$ : Every connected component of a dual equivalence graph of type  $(n, N)$  is isomorphic to  $\mathcal{G}_{\lambda, A}$  for a unique partition  $\lambda$  and some skew tableau  $A$  of shape  $\rho/\lambda$ ,  $|\rho| = N$ , with entries  $n+1, \dots, N$ .

Finally we have all of the ingredients necessary to prove the main result of this section.

**Theorem 3.14.** *Let  $\mathcal{G}$  be a connected signed, colored graph of type  $(n+1, n+1)$  satisfying axioms 1 through 5 such that each connected component of the  $(n, n)$ -restriction of  $\mathcal{G}$  is isomorphic to a standard dual equivalence graph. Then there exists a morphism  $\phi$  from  $\mathcal{G}$  to  $\mathcal{G}_\lambda$  for some unique partition  $\lambda$  of  $n+1$ .*

*Proof.* When  $n+1 = 2$  or, more generally, when  $\mathcal{G}$  has no  $n$ -edges, the result follows immediately from Lemma 3.13. Therefore we proceed by induction, assuming that  $\mathcal{G}$  has at least one  $n$ -edge and assuming the result for graphs of type  $(n, n)$ .

By induction, for every connected component  $\mathcal{C}$  of the  $(n, n+1)$ -restriction of  $\mathcal{G}$ , we have an isomorphism from the  $(n, n)$ -restriction of  $\mathcal{C}$  to  $\mathcal{G}_\mu$  for a unique partition  $\mu$  of  $n$ . By Lemma 3.13, this isomorphism extends to an isomorphism from  $\mathcal{C}$  to  $\mathcal{G}_{\mu, A}$  for a unique augmenting tableau  $A$ , say with shape  $\lambda/\mu$ . We will show that for any  $\mathcal{C}$  the shape of  $\mu$  augmented with  $A$  is the same and that we may glue these isomorphisms together to obtain a morphism from  $\mathcal{G}$  to  $\mathcal{G}_\lambda$ .

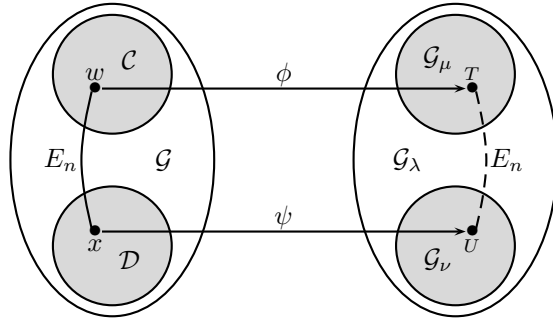


FIGURE 10. An illustration of the gluing process.

Suppose  $\{w, x\} \in E_n$ . Let  $\mathcal{C}$  (resp.  $\mathcal{D}$ ) denote the connected component of the  $(n, n+1)$ -restriction of  $\mathcal{G}$  containing  $w$  (resp.  $x$ ). Let  $\phi$  (resp.  $\psi$ ) be the isomorphism from  $\mathcal{C}$  (resp.  $\mathcal{D}$ ) to  $\mathcal{G}_{\mu, A}$  (resp.  $\mathcal{G}_{\nu, B}$ ), and set  $T = \phi(w)$ ; see Figure 10. We will show that  $\psi(x) = E_n(T)$ , and hence if  $\mu, A$  has shape  $\lambda$ , then so does  $\nu, B$  and the maps  $\phi$  and  $\psi$  glue together to give an morphism from  $\mathcal{C} \cup \mathcal{D}$  to  $\mathcal{G}_\lambda$  that preserves  $n$ -edges. There are two cases to consider, based on the relative positions of  $n-1, n, n+1$  in  $T$ , regarded as a tableau of shape  $\lambda$ .

First suppose that  $n+1$  lies between  $n$  and  $n-1$  in the reading word of  $T$ . We will show that, in this case,  $\mathcal{C} = \mathcal{D}$ . Since  $n+1$  lies between  $n$  and  $n-1$  in the reading word of  $T$ , both  $n-1$  and  $n$  must be northeastern corners of  $\mu$ , and so there is a cell with entry less than  $n-1$  that also lies between them. By Proposition 3.2, there exists a tableau  $T'$  with  $n-1, n, n+1$  in the same positions as in  $T$ , but now with  $n-2$  lying between  $n$  and  $n-1$  in the reading word of  $T'$ . Furthermore, since both  $T$  and  $T'$  lie on the  $(n-2, n+1)$ -restriction of  $\mathcal{G}_{\mu, A}$ , there is a path from  $T$  to  $T'$  in  $\mathcal{G}_{\mu, A}$  using

only edges  $E_h$  with  $h \leq n-3$ . Let  $U' = E_n(T')$ . Then since  $n-2$  lies between  $n$  and  $n-1$  in  $U'$ , we have  $U' = E_{n-1}(T')$  as well. By axioms 2 and 5, all edges in the path from  $T$  to  $T'$  commute with  $E_n$ , and so the same path takes  $U = E_n(T)$  to  $U'$ , and each pair of corresponding tableaux on the two paths is connected by an  $E_n$  edge; see Figure 11.

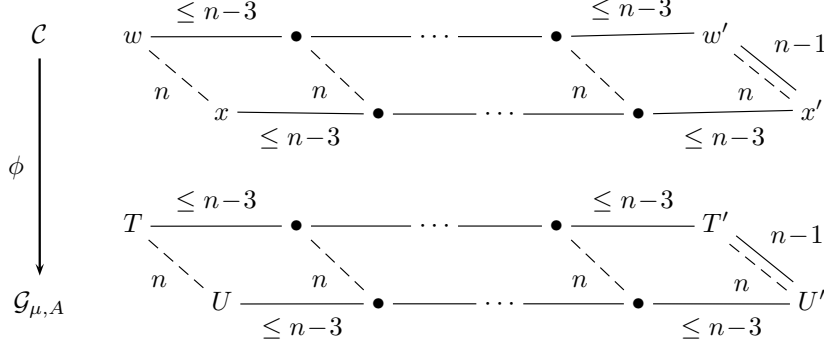


FIGURE 11. Illustration of the path from  $T$  to  $U$  in  $\mathcal{G}_{\mu,A}$  and its lift in  $\mathcal{C}$ .

Since the path from  $T$  to  $T'$  to  $U'$  to  $U$  uses only edges from  $\mathcal{G}_{\mu,A}$ , this path lifts via the isomorphism  $\phi$  to a path in  $\mathcal{C}$ . Let  $w' = \phi^{-1}(T')$  and  $x' = \phi^{-1}(U')$ . We will show that  $x = \phi^{-1}(U)$  and so lies on  $\mathcal{C}$ . Since  $\phi$  preserves signatures, both  $w'$  and  $x'$  must admit an  $n$ -edge in  $\mathcal{G}$ . As summarized in Figure 7, axioms 3 and 4 dictate that the only way for two vertices connected by an  $n-1$ -edge both to admit an  $n$ -edge is for  $\{w', x'\} \in E_n$  in  $\mathcal{G}$ . By axioms 2 and 5, the path from  $w'$  to  $w$  gives an identical path from  $x'$  to  $\phi^{-1}(U)$ . Since each corresponding pair along the two paths must be paired by an  $n$ -edge, we have  $\phi^{-1}(U) = E_n(w) = x$ , as desired. Therefore  $x$  lies on  $\mathcal{C}$ , and  $\phi$  respects the  $n$ -edge between  $w$  and  $x$ . In this case  $\mathcal{C} = \mathcal{D}$  and, by Proposition 3.11,  $\psi = \phi$ .

For the second case, suppose that  $n-1$  lies between  $n$  and  $n+1$  in  $T$ . Consider the subset of tableaux in  $\mathcal{G}_{\mu,A}$  with  $n$  and  $n+1$  fixed in the same position as in  $T$  and  $n-1$  lying anywhere between them in the reading word. In terms of the graph structure, these are all tableaux reachable from  $T$  using edges  $E_h$  with  $h \leq n-3$  and a certain subset of the  $E_{n-2}$  edges. We will return soon to the question of which  $E_{n-2}$  edges these are. For now, let  $\mathcal{T}$  denote the union of the graphs  $\mathcal{G}_{\rho,R}$ , where  $\rho$  is a partition of  $n-2$  with augmenting tableau  $R$  consisting of a single cell containing  $n-1$  such that  $\rho, R$  is the shape of  $T$  with  $n$  and  $n+1$  removed and the augmented cell of  $R$  lies strictly between the positions of  $n$  and  $n+1$  in  $T$ . Clearly the set of  $\rho, R$  uniquely determines the cells containing  $n$  and  $n+1$ , and so uniquely determines  $\lambda$ . Furthermore, which of  $n, n+1$  occupies which cell is determined by  $\sigma_n$ , which is constant on this subset by axioms 2 and 3. Lifting  $\mathcal{T}$  to  $\mathcal{C}$  using  $\phi^{-1}$  gives rise to an induced subgraph of  $\mathcal{C}$  that completely determines  $\lambda$  as well as the positions of  $n$  and  $n+1$  in the image of this subgraph under  $\phi$ . We will show that the corresponding induced subgraph for  $\mathcal{D}$  is isomorphic but with the opposite sign for  $\sigma_n$ .

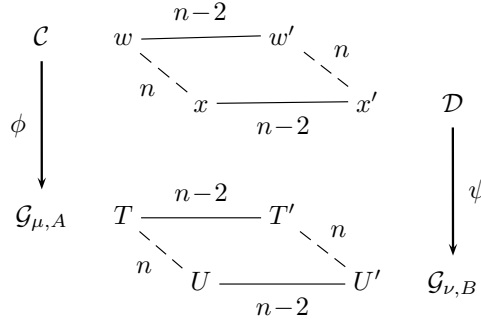


FIGURE 12. Illustration of  $E_{n-2}$  edges on  $\mathcal{T} \cup \mathcal{U}$  and their lifts in  $\mathcal{C} \cup \mathcal{D}$ .

To prove the assertion, we return to the question of which  $E_{n-2}$  edges are allowed in generating  $\mathcal{T}$ . Any  $E_{n-2}$  edge that keeps  $n-1$  between  $n$  and  $n+1$  clearly does not change  $\sigma_{n-1}$  or  $\sigma_n$ . Therefore

such  $E_{n-2}$  edges must pair vertices both of which admit an  $n$ -neighbor. Further, neither of these vertices may have  $E_n$  as a double edge with  $E_{n-1}$  since  $n-1$  lies between  $n$  and  $n+1$ . By axiom 4, the  $E_{n-2}$  edges that meet these conditions are precisely those in the lower component of Figure 8. In particular, these  $E_{n-2}$  edges commute with  $E_n$  edges as depicted in Figure 12. By axioms 2 and 5,  $E_h$  also commutes with  $E_n$  for  $h \leq n-3$ . Therefore all edges on the induced subgraph of  $\mathcal{C}$  containing  $\phi^{-1}(\mathcal{T})$  commute with  $E_n$ . Therefore  $E_n$  may be regarded as an isomorphism from this subgraph to  $\mathcal{X} = E_n(\phi^{-1}(\mathcal{T}))$ . Since  $\{w, x\} \in E_n$  and  $w \in \phi^{-1}(\mathcal{T})$ , we have  $x \in \mathcal{X}$ . Since all edges of the induced subgraph have color at most  $n-2$ , it follows that  $\mathcal{X} \subset \mathcal{D}$ .

Let  $U = \psi(x)$ , and, more generally, let  $\mathcal{U} = \psi(\mathcal{X})$ . Since  $\phi, \psi$  and  $E_n$  are isomorphisms,  $\mathcal{U}$  together with its induced edges is isomorphic to  $\mathcal{T}$  together with its induced edges, though, by axiom 1, the signs for  $\sigma_n$  and  $\sigma_{n+1}$  are reversed. By the earlier characterization of  $\mathcal{T}$ , this implies that the tableaux in  $\mathcal{U}$  have shape  $\lambda$ , with the cells containing  $n$  and  $n+1$  reversed from that in  $\mathcal{T}$ . In particular,  $\mathcal{U} = E_n(\mathcal{T})$ , that is to say,  $\phi$  and  $\psi$  glue to give a morphism from  $\mathcal{C} \cup \mathcal{D} \subset \mathcal{G}$  to  $\mathcal{G}_{\mu,A} \cup \mathcal{G}_{\nu,B} \subset \mathcal{G}_\lambda$  that respects  $E_n$  edges of the induced subgraphs.

Since  $T$  admits an  $n$ -neighbor,  $n$  cannot lie between  $n-1$  and  $n+1$ , so these two are the only cases. Thus we now have a well-defined morphism from the  $(n, n+1)$ -restriction of  $\mathcal{G}$  to the  $(n, n+1)$ -restriction of  $\mathcal{G}_\lambda$  that respects  $n$ -edges. As such, this map lifts to a morphism from  $\mathcal{G}$  to  $\mathcal{G}_\lambda$ .  $\square$

By Remark 3.8, the morphism of Theorem 3.14 is necessarily surjective, though in general it need not be injective. The smallest example where injectivity fails was first observed by Gregg Musiker in a graph of type  $(6, 6)$  with generating function  $2s_{(3,2,1)}(X)$ ; see Figure 48 in Appendix D.

**Corollary 3.15.** *Let  $\mathcal{G}$  satisfy the hypotheses of Theorem 3.14. Then the fiber over each vertex of  $\mathcal{G}_\lambda$  in the morphism from  $\mathcal{G}$  to  $\mathcal{G}_\lambda$  has the same cardinality.*

*Proof.* Let  $\phi$  be the morphism from  $\mathcal{G}$  to  $\mathcal{G}_\lambda$ . We show that for any connected component  $\mathcal{C}$  of the  $(n, n)$ -restriction of  $\mathcal{G}$ , say with  $\phi(\mathcal{C}) = \mathcal{G}_\mu$ , and any partition  $\nu \subset \lambda$  of size  $n$ , there is a unique connected component  $\mathcal{D}$  of the  $(n, n)$ -restriction of  $\mathcal{G}$  with  $\phi(\mathcal{D}) = \mathcal{G}_\nu$  that can be reached from  $\mathcal{C}$  by crossing at most one  $E_n$  edge. Once established, this gives a bijective correspondence between connected components of  $\phi^{-1}(\mathcal{G}_\mu)$  and connected components of  $\phi^{-1}(\mathcal{G}_\nu)$ , thus proving the result.

To prove existence, if  $\nu \neq \mu$ , let  $T$  be a tableau of shape  $\lambda$  with  $n+1$  in position  $\lambda/\mu$ ,  $n$  in position  $\lambda/\nu$ , and  $n-1$  lying between in the reading word. Otherwise let  $T$  be a tableau with  $n+1$  in position  $\lambda/\mu$  and  $n$  and  $n-1$  lying on opposite sides in the reading word. Let  $w$  be the unique element in  $\phi^{-1}(T) \cap \mathcal{C}$ . Then  $w$  admits an  $n$ -neighbor, and, since  $\phi$  is a morphism,  $\phi(E_n(w)) = E_n(\phi(w)) \in \mathcal{G}_\nu$ .

To prove uniqueness, let  $\{w, x\} \in E_n$  with  $w \in \mathcal{C} \cong \mathcal{G}_\mu$  and  $x \in \mathcal{D} \cong \mathcal{G}_\nu$ . If  $n+1$  lies between  $n$  and  $n-1$  in  $\phi(w)$ , then  $\mu = \nu$ , and just as in the proof of Theorem 3.14, we concluded that  $\mathcal{D} = \mathcal{C}$  as desired. Alternately, assume  $n-1$  lies between  $n$  and  $n+1$  in  $\phi(w)$ , and suppose  $\{w', x'\} \in E_{n-1}$  with  $w' \in \mathcal{C}$  and  $x' \in \mathcal{D}' \cong \mathcal{G}_\nu$ . Since  $\phi(w)$  and  $\phi(w')$  have the same shape, and  $E_n(\phi(w)) = \phi(E_n(w)) = \phi(x)$  and  $E_n(\phi(w')) = \phi(E_n(w')) = \phi(x')$  have the same shape, just as in the proof of Theorem 3.14, there must be a path from  $\phi(w)$  to  $\phi(w')$  in  $\mathcal{G}_\nu$  using only edges  $E_h$  with  $h \leq n-3$  and those  $E_{n-2}$  that commute with  $E_n$ . Therefore this path gives rise to the same path from  $\phi(x)$  to  $\phi(x')$  in  $\mathcal{G}_\mu$ . The former path lifts to a path from  $w$  to  $w'$  in  $\mathcal{C}$ , and so the latter lifts to a path from  $E_n(w) = x$  to  $E_n(w') = x'$  in  $\mathcal{D} = \mathcal{D}'$ , which is as desired.  $\square$

In order to ensure that the morphism in the conclusion of Theorem 3.14 is an isomorphism, and thereby complete the proof of Theorem 3.9, we need only invoke the heretofore uninvoked axiom 6.

*Proof of Theorem 3.9.* Let  $\mathcal{G}$  be a dual equivalence graph of type  $(n+1, n+1)$ . We aim to show that  $\mathcal{G}$  is isomorphic to  $\mathcal{G}_\lambda$  for a unique partition  $\lambda$  of  $n+1$ . We proceed by induction on  $n+1$ , noting that the result is trivial for  $n+1 = 2$ . Every connected component of the  $(n, n)$ -restriction of  $\mathcal{G}$  is a dual equivalence graph, and so, by induction, is isomorphic to a standard dual equivalence graph. Thus, by Theorem 3.14, there exists a morphism, say  $\phi$ , from  $\mathcal{G}$  to  $\mathcal{G}_\lambda$  for a unique partition  $\lambda$  of  $n+1$ . By Corollary 3.15, for any connected component  $\mathcal{C}$  of the  $(n, n)$ -restriction of  $\mathcal{G}$  and any partition  $\nu \subset \lambda$  of size  $n$ , there is a unique connected component  $\mathcal{D}$  of the  $(n, n)$ -restriction of  $\mathcal{G}$  that can be reached from  $\mathcal{C}$  by crossing at most one  $E_n$  edge such that  $\phi(\mathcal{D}) = \mathcal{G}_\nu$ . By dual equivalence axiom 6, any two connected components of the  $(n, n)$ -restriction of  $\mathcal{G}$  can be connected by a path using at most one  $E_n$  edge. Therefore the connected components of the  $(n, n)$ -restriction of  $\mathcal{G}$  are pairwise

non-isomorphic. Hence the morphism from  $\mathcal{G}$  to  $\mathcal{G}_\lambda$  is injective on the  $(n, n+1)$ -restrictions, and so it is injective on all of  $\mathcal{G}$ . Surjectivity follows from Remark 3.8, thus  $\phi$  is an isomorphism.  $\square$

#### 4. A GRAPH FOR LLT POLYNOMIALS

**4.1. Words with content.** In this section we describe a modified characterization of LLT polynomials as the generating function of  $k$ -ribbon words. As Proposition 4.2 shows, these are precisely the content reading words of semi-standard  $k$ -tuples of tableaux (which correspond to ribbon tableaux).

Given a word  $w$  and a non-decreasing sequence of integers  $c$  of the same length, define the  $k$ -descent set of the pair  $(w, c)$ , denoted  $\text{Des}_k(w, c)$ , by

$$(4.1) \quad \text{Des}_k(w, c) = \{(i, j) \mid w_i > w_j \text{ and } c_j - c_i = k\}.$$

**Definition 4.1.** A  $k$ -ribbon word is a pair  $(w, c)$  consisting of a word  $w$  and a non-decreasing sequence of integers  $c$  of the same length such that if  $c_i = c_{i+1}$ , then there exist integers  $h$  and  $j$  such that  $(h, i), (i+1, j) \in \text{Des}_k(w, c)$  and  $(i, j), (h, i+1) \notin \text{Des}_k(w, c)$ . In other words,  $c_h = c_i - k$  and  $w_i < w_h \leq w_{i+1}$  while  $c_j = c_i + k$  and  $w_i \leq w_j < w_{i+1}$ .

**Proposition 4.2.** *The pair  $(w, c)$  is a  $k$ -ribbon word if and only if there exists a  $k$ -tuple of (skew) semi-standard tableaux such that  $w$  is the content reading word of the  $k$ -tuple and  $c$  gives the corresponding contents.*

*Proof.* Suppose first that  $w$  is the content reading word of some  $k$ -tuple of semi-standard tableaux with corresponding shifted contents given by  $c$ . If  $c_i = c_{i+1}$ , then in the  $k$ -tuple there must exist entries  $w_h$  and  $w_j$  as shown in Figure 13. The semi-standard condition ensures that  $w_i < w_h \leq w_{i+1}$  and  $w_i \leq w_j < w_{i+1}$ . Therefore the conditions of Definition 4.1 are met.

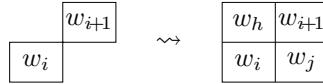


FIGURE 13. Situation when  $c_i = c_{i+1}$  for a  $k$ -tuple of semi-standard Young tableaux.

Now suppose that  $(w, c)$  is a  $k$ -ribbon word. For each  $j$ , arrange all  $w_i$  such that  $c_i = j$  into cells along a southwest to northeast diagonal in increasing order. Align the southwest corner of the diagonal for  $j - k$  immediately north (resp. west) of the southwest corner of the diagonal for  $j$  whenever the smallest letter with content  $j - k$  is greater than (resp. less than or equal to) the smallest letter with content  $j$ .

We must show that the result is a  $k$ -tuple of (skew) shapes whose entries satisfy the semi-standard condition. Consider two adjacent diagonals  $j - k$  and  $j$ . By construction, the southwestern most cells of the diagonals form a partition shape and satisfy the semi-standard condition. By induction, assume that the entries in diagonal  $j - k$  through  $w_h$  and the entries in diagonal  $j$  through  $w_i$  belong to a semi-standard tableau of skew shape, with  $w_h$  immediately west or immediately north of  $w_i$ .

Suppose that  $c_{i+1} = c_i$ , noting that the case when  $c_{h+1} = c_h$  may be solved similarly. If  $w_h > w_i$ , then we must show that  $w_h \leq w_{i+1}$ . By Definition 4.1, there exists an integer  $l$  such that  $(l, i+1) \notin \text{Des}_k(w, c)$ , and therefore  $w_l \leq w_{i+1}$ . Since  $c_l = j - k$ , we have  $w_h \leq w_l \leq w_{i+1}$ . If  $w_h \leq w_i$ , then we must show that  $c_{h+1} = j - k$  and  $w_i < w_{h+1} \leq w_{i+1}$ . By Definition 4.1, there exists an integer  $l$  such that  $(l, i) \in \text{Des}_k(w, c)$  and  $(l, i+1) \notin \text{Des}_k(w, c)$ . Therefore  $c_l = j - k$  and  $w_h \leq w_i < w_l \leq w_{i+1}$ . The non-decreasing condition on  $c$  implies that  $c_{h+1} = j - k$ , and so there exists an integer  $m$  such that  $(h+1, m) \in \text{Des}_k(w, c)$  and  $(h, m) \notin \text{Des}_k(w, c)$ , i.e.  $w_h \leq w_m < w_{h+1}$  with  $c_m = j$ . The only way to satisfy these two conditions is to have  $m = i$  and  $l = h+1$ .  $\square$

For  $\mathbf{T}$  and  $\mathbf{U}$  two  $k$ -tuples of semi-standard tableaux, let  $(w_{\mathbf{T}}, c_{\mathbf{T}})$  and  $(w_{\mathbf{U}}, c_{\mathbf{U}})$  denote the corresponding  $k$ -ribbon words. Then  $\mathbf{T}$  and  $\mathbf{U}$  have the same shape if and only if  $\text{Des}_k(w_{\mathbf{T}}) = \text{Des}_k(w_{\mathbf{U}})$  and  $c_{\mathbf{T}} = c_{\mathbf{U}}$ . In particular, if we let  $\text{WRib}_k(c, D)$  denote the set of  $k$ -ribbon words with content vector  $c$  and  $k$ -descent set  $D$ , then we have established a bijective correspondence

$$(4.2) \quad \text{WRib}_k(c, D) \xrightarrow{\sim} \text{SSYT}_k(\boldsymbol{\mu}).$$



Define the *set of  $k$ -inversions* and the  *$k$ -inversion number* of a pair  $(w, c)$  by

$$\begin{aligned} \text{Inv}_k(w, c) &= \{(i, j) \mid w_i > w_j \text{ and } k > c_j - c_i > 0\}, \\ \text{inv}_k(w, c) &= |\text{Inv}_k(w, c)|. \end{aligned}$$

Recalling (2.7), we have

$$(4.3) \quad \text{Inv}_k(w_{\mathbf{T}}, c_{\mathbf{T}}) = \text{Inv}_k(\mathbf{T}).$$

Therefore we may express LLT polynomials in terms of  $k$ -ribbon words as follows.

**Corollary 4.3.** *Let  $\mu$  be a (skew) shape, and let  $c, D$  be the content vector and  $k$ -descent set corresponding to  $\mu$  by (4.2). Then*

$$(4.4) \quad \tilde{G}_{\mu}^{(k)}(x; q) = \sum_{(w, c) \in \text{WRib}_k(c, D)} q^{\text{inv}_k(w, c)} x^w = \sum_{\substack{(w, c) \in \text{WRib}_k(c, D) \\ w \text{ a permutation}}} q^{\text{inv}_k(w, c)} Q_{\sigma(w)}(x),$$

where  $x^w$  is the monomial  $x_1^{\pi_1} x_2^{\pi_2} \cdots$  when  $w$  has weight  $\pi$ , and  $\sigma(w)$  is defined as in (2.4).

**4.2. Dual equivalence for tuples of tableaux.** Let  $V_{c, D}^{(k)}$  denote the set of permutations  $w$  such that  $(w, c)$  is a standard  $k$ -ribbon word with  $k$ -descent set  $D$ , i.e.

$$(4.5) \quad V_{c, D}^{(k)} = \{w \mid (w, c) \text{ is a standard } k\text{-ribbon word with } \text{Des}_k(w, c) = D\}.$$

Define the distance between two letters  $i$  and  $j$  of  $w \in V_{c, D}^{(k)}$  by

$$(4.6) \quad \text{dist}(w_i, w_j) = |c_i - c_j|,$$

with the obvious extension  $\text{dist}(a_1, \dots, a_i) = \max_{i, j} \{\text{dist}(a_i, a_j)\}$ . Note that if  $(w, c)$  is a standard  $k$ -ribbon word, then none of  $i-1, i, i+1$  may occur with the same content.

Similar to Definition 3.1, define involutions  $d_i$  and  $\tilde{d}_i$  on permutations in which  $i$  does not lie between  $i-1$  and  $i+1$  by

$$(4.7) \quad d_i(\cdots i \cdots i \pm 1 \cdots i \mp 1 \cdots) = \cdots i \mp 1 \cdots i \pm 1 \cdots i \cdots,$$

$$(4.8) \quad \tilde{d}_i(\cdots i \cdots i \pm 1 \cdots i \mp 1 \cdots) = \cdots i \pm 1 \cdots i \mp 1 \cdots i \cdots,$$

where all other entries remain fixed. Note that the former involution is precisely Haiman's dual equivalence on permutations. For fixed  $k$ , combine these two maps into an involution  $D_i^{(k)}$  by

$$(4.9) \quad D_i^{(k)}(w) = \begin{cases} d_i(w) & \text{if } \text{dist}(i-1, i, i+1) > k \\ \tilde{d}_i(w) & \text{if } \text{dist}(i-1, i, i+1) \leq k \end{cases}.$$

**Proposition 4.4.** *For  $w$  a permutation,  $c$  a content vector and  $k > 0$  an integer, we have*

$$(4.10) \quad \text{Des}_k(w, c) = \text{Des}_k(D_i^{(k)}(w), c),$$

$$(4.11) \quad \text{inv}_k(w, c) = \text{inv}_k(D_i^{(k)}(w), c).$$

*In particular,  $D_i^{(k)}$  is a well-defined involution on  $V_{c, D}^{(k)}$  that preserves the number of  $k$ -inversions.*

*Proof.* If  $i$  lies between  $i-1$  and  $i+1$  in  $w$ , then the assertion is trivial. Assume then that  $i$  does not lie between  $i-1$  and  $i+1$  in  $w$ . If  $\text{dist}(i-1, i, i+1) > k$  in  $w$ , then  $\text{Des}_k(w, c) = \text{Des}_k(d_i(w), c)$  and  $\text{Inv}_k(w, c) = \text{Inv}_k(d_i(w), c)$ . Similarly, if  $\text{dist}(i-1, i, i+1) \leq k$  in  $w$ , then  $\text{Des}_k(w, c) = \text{Des}_k(\tilde{d}_i(w), c)$  and  $\text{inv}_k(w, c) = \text{inv}_k(\tilde{d}_i(w), c)$  (though  $\text{Inv}_k(w, c) \neq \text{Inv}_k(\tilde{d}_i(w), c)$ ). The result now follows.  $\square$

For each content vector  $c$  of length  $n$ , and  $k$ -descent set  $D$ , we construct a signed, colored graph  $\mathcal{G}_{c, D}^{(k)}$  of type  $(n, n)$  on the vertex set  $V_{c, D}^{(k)}$  as follows. Define the signature function  $\sigma : V_{c, D}^{(k)} \rightarrow \{\pm 1\}^{n-1}$  by

$$(4.12) \quad \sigma(w)_i = \begin{cases} +1 & \text{if } i \text{ appears to the left of } i+1 \text{ in } w \\ -1 & \text{if } i+1 \text{ appears to the left of } i \text{ in } w \end{cases}.$$

By (4.10),  $D_i^{(k)}$  is an involution on vertices of  $V_{c,D}^{(k)}$  admitting an  $i$ -neighbor. Therefore for  $1 < i < n$ , we may define the  $i$ -colored edges  $E_i^{(k)}$  to be the set of pairs  $\{v, D_i^{(k)}(v)\}$  for each  $v$  admitting an  $i$ -neighbor. Finally, we define

$$(4.13) \quad \mathcal{G}_{c,D}^{(k)} = \left( V_{c,D}^{(k)}, \sigma, E^{(k)} \right).$$

An example of  $\mathcal{G}_{c,D}^{(k)}$  is given in Figure 14, and additional examples may be found in Appendix B.

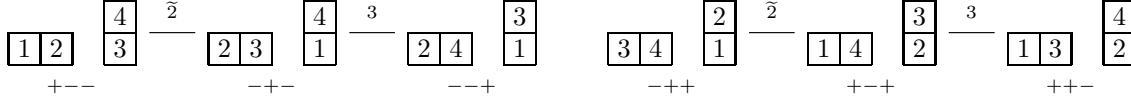


FIGURE 14. The graph  $\mathcal{G}_{(-1,0,1,2),\{(-1,1)\}}^{(2)}$  on domino tableaux of shape  $((2), (1,1))$ .

By Corollary 4.3 and (2.11), the generating function for  $\mathcal{G}_{c,D}^{(k)}$  weighted by  $\text{inv}_k(-, c)$  is given by

$$(4.14) \quad \sum_{v \in V_{c,D}^{(k)}} q^{\text{inv}_k(v,c)} Q_{\sigma(v)}(x) = \tilde{G}_{\mu}^{(k)}(x; q).$$

In particular, a formula for the Schur coefficients of the generating function for  $\mathcal{G}_{c,D}^{(k)}$  gives a formula for the Schur coefficients of the LLT polynomial  $\tilde{G}_{\mu}^{(k)}(x; q)$ . For example, since the graph in Figure 14 is a dual equivalence graph, we have

$$\tilde{G}_{(2),(1,1)}^{(2)}(x; q) = qs_{3,1}(x) + q^2s_{2,1,1}(x).$$

In general,  $\mathcal{G}_{c,D}^{(k)}$  does not satisfy dual equivalence axioms 4 or 6; see Appendix B for examples. These graphs do, however, satisfy the other axioms as well as the following weakened version of axiom 4.

**Definition 4.5.** A signed, colored graph  $\mathcal{G} = (V, \sigma, E)$  of type  $(n, N)$  is *Schur positive for degree  $m$* , denoted  $\text{LSP}_m$ , if for every  $m-2 < i < n$  and every connected component  $\mathcal{C}$  of  $(V, \sigma, E_{i-(m-3)} \cup \dots \cup E_i)$ , the restricted degree  $m$  generating function

$$(4.15) \quad \sum_{v \in \mathcal{C}} Q_{\sigma(v)_{i-(m-2), \dots, i}}(x)$$

is symmetric and Schur positive. The graph  $\mathcal{G}$  is *locally Schur positive* if it is Schur positive for degrees 4 and 5.

Comparing Figures 7 and 8 with the standard dual equivalence graphs of sizes 4 and 5 (see Figure 6), dual equivalence graph axiom 4 implies that  $\mathcal{G}_{\lambda}$  is locally Schur positive.

**Proposition 4.6.** *For each content vector  $c$  and  $k$ -descent set  $D$ , the graph  $\mathcal{G}_{c,D}^{(k)}$  satisfies dual equivalence graph axioms 1, 2, 3 and 5, is locally Schur positive, and the  $k$ -inversion number is constant on connected components.*

*Proof.* Axiom 1 follows from the construction of  $E^{(k)}$  using (4.9), and axiom 2 can easily be seen from equations (4.7) and (4.8). For axiom 3, suppose  $\{w, x\} \in E_i^{(k)}$  and  $\sigma(w)_{i-2} = -\sigma(x)_{i-2}$ . If  $x = d_i(w)$ , then both  $i-2$  and  $i+1$  must lie between  $i-1$  and  $i$ . In particular,  $\sigma(w)_{i-2} = -\sigma(w)_{i-1}$ . If  $x = \tilde{d}_i(w)$ , then  $i-2$  must lie between the position of  $i-1$  in  $w$  and the position of  $i-1$  in  $x$ . In particular,  $i-2$  must lie between  $i-1$  and  $i$  in both  $w$  and  $x$ , and so again  $\sigma(w)_{i-2} = -\sigma(w)_{i-1}$ . The result for  $\{w, x\} \in E_i^{(k)}$  with  $\sigma(w)_{i+1} = -\sigma(x)_{i+1}$  is completely analogous. Axiom 5 follows from the fact that if  $w$  admits both an  $i$ -neighbor and a  $j$ -neighbor for some  $|i-j| \geq 3$ , then  $D_i^{(k)}D_j^{(k)}(w) = D_j^{(k)}D_i^{(k)}(w)$ .

Notice that one may regard the data  $k, c, D$  as specifying attacking positions in a permutation. That is, for a permutation  $w$ , say that  $w_p$  attacks  $w_q$  if  $p < q$  and the difference in contents between  $p$  and  $q$  is at most  $k$  when  $(w, c)$  is regarded as a  $k$ -ribbon word. Therefore the structure of  $\mathcal{G}_{c,D}^{(k)}$  is

given by the graph on permutations where the edges are given by  $\tilde{d}_i$  if  $i$  attacks the rightmost of  $i \pm 1$  or if the leftmost of  $i \pm 1$  attacks  $i$ , and by  $d_i$  otherwise. Since attacking positions are determined by distance, if  $w_p$  attacks  $w_r$  with  $p < q < r$ , then  $w_p$  attacks  $w_q$  as well. Therefore the graph on permutations of size  $n$  is determined by  $(a_1, \dots, a_{n-1})$ , where  $a_j$  is the rightmost position that  $w_j$  attacks. Since only triples of letters are of interest, we may assume that each position attacks its right neighbor, and so  $j + 1 \leq a_j \leq n$ . Moreover, if  $w_p$  attacks  $w_r$  with  $p < q < r$ , then  $w_q$  attacks  $w_r$  as well. Therefore  $a_p \leq a_{p+1}$ . Hence the number of attacking vectors to consider for permutations of length  $n$  is the  $n - 1$ st Catalan number. In particular, this gives 5 graph structures on permutations of 4 and 14 graph structures on permutations of 5. These cases can be checked by hand or by computer (see Appendix F). This yields exactly 25 possible non-isomorphic connected components of  $(V, \sigma, E_{i-2} \cup E_{i-1} \cup E_i)$  in  $\mathcal{G}_{c,D}^{(k)}$  for all possible  $k, c, D$ . Of these, 7 correspond to the standard dual equivalence graphs of type (5, 5) and the remaining 18 are locally Schur positive.

Finally, the  $k$ -inversion number is constant on connected components of  $\mathcal{G}_{c,D}^{(k)}$  by Proposition 4.4.  $\square$

As foreshadowed by Definition 4.5, the generating function of a connected component of the signed, colored graph for LLT polynomials is not, in general, a single Schur function, though it is always Schur positive. In Section 5, we describe an algorithm by which the edges of every connected component of  $\mathcal{G}_{c,D}^{(k)}$  can be transformed so that the resulting graph is indeed a dual equivalence graph. We do this inductively by constructing a sequence of signed, colored graphs

$$\mathcal{G}_{c,D}^{(k)} = \mathcal{G}_2, \dots, \mathcal{G}_{n-1} = \tilde{\mathcal{G}}_{c,D}^{(k)}$$

on the same vertex set with the same signature function with the following properties. For each  $i = 2, \dots, n-1$ , the graph  $\mathcal{G}_i$  satisfies dual equivalence graph axioms 1, 2, 3 and 5, and the  $(i+1, N)$ -restriction of  $\mathcal{G}_i$  satisfies axioms 4 and 6 (and so is a dual equivalence graph). Furthermore, vertices paired by  $E_i$  in  $\mathcal{G}_i$  have the property that they lie on the same connected component of  $(V, \sigma, E_2 \cup \dots \cup E_i)$  in  $\mathcal{G}_{i-1}$ . This construction proves the following.

**Theorem 4.7.** *For  $\mu$  a  $k$ -tuple of (skew) shapes, let  $c, D$  be the corresponding pair by (4.2), and let  $\mathcal{G}_{c,D}^{(k)}$  be the signed, colored graph constructed above. Then for every connected component  $\mathcal{C}$  of  $\mathcal{G}_{c,D}^{(k)}$ , the sum  $\sum_{v \in V(\mathcal{C})} Q_{\sigma(v)}(X)$  is symmetric and Schur positive.*

**Corollary 4.8.** *Let  $\tilde{\mathcal{G}}_{c,D}^{(k)}$  be the dual equivalence graph resulting from the transformation of the graph  $\mathcal{G}_{c,D}^{(k)}$ . Then for  $\lambda$  a partition, we have*

$$(4.16) \quad \tilde{K}_{\lambda, \mu}^{(k)}(q) = \sum_{\mathcal{C} \cong \mathcal{G}_\lambda} q^{\text{inv}_k(\mathcal{C})},$$

where the sum is taken over all connected components  $\mathcal{C}$  of  $\tilde{\mathcal{G}}_{c,D}^{(k)}$  that are isomorphic to  $\mathcal{G}_\lambda$ . In particular,  $\tilde{K}_{\lambda, \mu}^{(k)}(q) \in \mathbb{N}[q]$ , and, by (2.19),  $\tilde{K}_{\lambda, \mu}(q, t) \in \mathbb{N}[q, t]$ .

The proof of Theorem 4.7 is the content of Section 5. Before delving into the proof, we consider two extremal cases of  $\mathcal{G}_{c,D}^{(k)}$  where the connected components have particularly nice Schur expansions that can be proved by more elementary means.

**4.3. Special cases.** Since  $\text{dist}(i-1, i, i+1) \geq 2$  for every  $w \in V_{c,D}^{(k)}$ ,  $D_i^{(1)}$  is just the standard elementary dual equivalence on  $i-1, i, i+1$ . Therefore  $\mathcal{G}_{c,D}^{(1)}$  is isomorphic to the standard dual equivalence graph  $\mathcal{G}_\lambda$  for a unique partition  $\lambda$ .

When  $k \geq 3$ ,  $E_i^{(k)}$  will not give the edges of a dual equivalence graph. For instance, if  $w$  has the pattern 2431 with  $\text{dist}(1, 2, 3) \leq k$ , then  $D_2^{(k)}(w)$  contains the pattern 3412. By axiom 4, a dual equivalence graph must have  $\{w, D_2^{(k)}(w)\} \in E_2^{(k)} \cap E_3^{(k)}$ . However,  $D_2^{(k)}(w) \neq D_3^{(k)}(w)$ , so this is not the case for  $\mathcal{G}_{c,D}^{(k)}$ . Therefore for  $k \geq 3$ , Theorem 4.7 is the best we can hope for. When  $k = 2$ , however, this problematic case does not arise, and we have the following result.

**Theorem 4.9.** *The graph  $\mathcal{G}_{c,D}^{(2)}$  on 2-ribbon words with content vector  $c$  and 2-descent set  $D$  is a dual equivalence graph, and the 2-inversion number is constant on connected components.*

*Proof.* By Proposition 4.6, it suffices to show that dual equivalence axioms 4 and 6 hold. Since  $k = 2$ , if  $x = \tilde{d}_i(w)$ , then  $\sigma(w)_j = \sigma(x)_j$  for all  $j \neq i-1, i$ . In particular, if  $\{w, x\} \in E_i$  and  $\sigma(w)_{i-2} = -\sigma(x)_{i-2}$ , then  $d_i(w) = x = d_{i-1}(w)$ . This establishes axiom 4 when  $n \leq 4$ .

To prove that connected components of  $(V_{c,D}^{(2)}, \sigma, E_{i-2}^{(2)} \cup E_{i-1}^{(2)} \cup E_i^{(2)})$  have the correct form, note that it suffices to show that if  $x = D_i^{(2)}(w) = D_{i-1}^{(2)}(w)$  and  $x$  admits an  $i-2$ -neighbor, then letting  $y = D_i^{(2)}D_{i-2}^{(2)}(x)$ , we have  $D_{i-2}^{(2)}(y) = D_{i-1}^{(2)}(y)$ . In this case,  $x$  must have  $i-2$  and  $i+1$  lying between  $i$  and  $i-1$  which have contents more than 2 apart. Then in  $D_{i-2}^{(2)}(x)$ ,  $i-3, i-1$  and  $i+1$  will all lie between  $i$  and  $i-2$  which must also have contents more than 2 apart. In  $y = D_i^{(2)}D_{i-2}^{(2)}(x)$ ,  $i-3$  and  $i$  will both lie between  $i-2$  and  $i-1$  which must have contents more than 2 apart. Therefore  $D_{i-2}^{(2)}(y) = d_{i-2}(y) = d_{i-1}(y) = D_{i-1}^{(2)}(y)$ .

Finally, to establish axiom 6, it is helpful to have a characterization of the dual equivalence classes under  $D_i^{(2)}$ . It follows from [Ass08] that for a given dual equivalence class  $\mathcal{C}$  there exists a partition  $\lambda$  such that the Robinson-Schensted algorithm gives a bijection between  $\mathcal{C}$  and standard tableaux of shape  $\lambda$  that preserves signatures. While this fact alone is enough to prove that  $\mathcal{G}_{c,D}^{(2)}$  is a dual equivalence graph, it can also be used to give a direct description of the dual equivalence classes, from which a more direct proof of axiom 6 follows.  $\square$

Since Theorem 4.9 does not use the transformations of Section 5, we obtain a simple proof of positivity of LLT polynomials when  $k = 2$ , and also of Macdonald polynomials indexed by a partition with at most 2 columns. For a bijective proof, see also [Ass08].

Next consider the case when  $k \geq c_n - c_1$  and so  $D_i^{(k)} = \tilde{d}_i$  for all  $i$ . Now there are no double edges in  $\mathcal{G}_{c,D}^{(k)}$ . For the standard dual equivalence graphs,  $\mathcal{G}_\lambda$  has no double edges if and only if  $\lambda$  is a hook, i.e.  $\lambda = (m, 1^{n-m})$  for some  $m$ . Therefore the generating function for a dual equivalence graph with no double edges is a sum of Schur functions indexed by hooks. The analog of this fact for  $\mathcal{G}_{c,D}^{(k)}$  is that the generating function is a sum of skew Schur functions indexed by ribbons.

Let  $\nu$  be a ribbon of size  $n$ . Label the cells of  $\nu$  from 1 to  $n$  in increasing order of content. Define the *descent set* of  $\nu$ , denoted  $\text{Des}(\nu)$ , to be the set of indices  $i$  such that the cell labeled  $i+1$  lies south of the cell labeled  $i$ . Define the *major index* of a ribbon by

$$(4.17) \quad \text{maj}(\nu) = \sum_{i \in \text{Des}(\nu)} i.$$

Notice that if  $R$  is a filling of a column, and we reshape  $R$  into a semi-standard ribbon as described in Section 2.4, say of shape  $\nu$ , then (4.17) agrees with (2.13) in the sense that  $\text{maj}(\nu) = \text{maj}(R)$ .

Any connected component of  $\mathcal{G}_{c,D}^{(k)}$  such that  $D_i^{(k)} = \tilde{d}_i$  on the entire component not only has constant  $k$ -inversion number, but the relative ordering of the first and last letters of each vertex is constant as well. That is, for  $\mathcal{C}$  a connected component of  $\mathcal{G}_{c,D}^{(k)}$ ,  $w_1 > w_n$  for some  $w \in V(\mathcal{C})$  if and only if  $w_1 > w_n$  for all  $w \in V(\mathcal{C})$ . In the affirmative case, say that  $(1, n)$  is an *inversion* in  $\mathcal{C}$ .

**Theorem 4.10.** *Let  $\mathcal{G}_{c,D}^{(k)}$  be the signed, colored graph of type  $(n, n)$  on  $k$ -ribbon words with contents  $c$  and  $k$ -descent set  $D$ . Let  $\mathcal{C}$  be a connected component of  $\mathcal{G}_{c,D}^{(k)}$  such that  $D_i^{(k)}(v) = \tilde{d}_i(v)$  for all  $v \in V(\mathcal{C})$ . Then*

$$(4.18) \quad \sum_{v \in V(\mathcal{C})} Q_{\sigma(v)}(x) = \sum_{\nu \in \text{Rib}(\mathcal{C})} s_\nu,$$

where  $\text{Rib}(\mathcal{C})$  is the set of ribbons of length  $n$  with major index equal to  $\text{inv}_k(\mathcal{C})$  such that  $n-1$  is a descent if and only if  $(1, n)$  is an inversion in  $\mathcal{C}$ .

*Proof.* From the hypotheses on  $\mathcal{C}$ , we may assume that  $k = n$ ,  $c = (1, \dots, n)$  and  $D = \emptyset$ . Therefore  $V_{c,D}^{(k)}$  is just the set of permutations of  $[n]$  thought of as words. In this case,  $k$ -inversions are just the usual inversions for a permutation. By earlier remarks, for  $w, v \in V(\mathcal{C})$ ,  $\text{inv}(w) = \text{inv}(v)$  and

$(1, n) \in \text{Inv}(w)$  if and only if  $(1, n) \in \text{Inv}(v)$ . In fact, it is an exercise to show that this necessary condition for two vertices to coexist in  $V(\mathcal{C})$  is also sufficient. That is to say,  $V(\mathcal{C})$  is the set of words  $w$  with  $\text{inv}(w) = \text{inv}(\mathcal{C})$  and  $(1, n) \in \text{Inv}(w)$  if and only if  $(1, n)$  is an inversion of  $\mathcal{C}$ .

Recall Foata's bijection on words [Foa68]. For  $w$  a word and  $x$  a letter,  $\phi$  is built recursively using an inner function  $\gamma_x$  by  $\phi(wx) = \gamma_x(\phi(w))x$ . From this structure it follows that the last letter of  $w$  is the same as the last letter of  $\phi(w)$ . Furthermore,  $\gamma_x$  is defined so that the last letter of  $w$  is greater than  $x$  if and only if the first letter of  $\gamma_x(w)$  is greater than  $x$ , and  $\phi$  preserves the descent set of the inverse permutation, i.e.  $\sigma(w) = \sigma(\phi(w))$ . Finally, the bijection satisfies  $\text{maj}(w) = \text{inv}(\phi(w))$ . Summarizing these properties,  $\phi$  is a  $\sigma$ -preserving bijection between the following sets:

$$\begin{aligned} \{w \mid \text{inv}(w) = j \text{ and } (1, n) \in \text{Inv}(w)\} &\xrightarrow{\sim} \{w \mid \text{maj}(w) = j \text{ and } n-1 \in \text{Des}(w)\}, \\ \{w \mid \text{inv}(w) = j \text{ and } (1, n) \notin \text{Inv}(w)\} &\xrightarrow{\sim} \{w \mid \text{maj}(w) = j \text{ and } n-1 \notin \text{Des}(w)\}. \end{aligned}$$

A standard filling of a ribbon  $\nu$  is just a permutation  $w$  such that  $\text{Des}(w) = \text{Des}(\nu)$ . Therefore by (2.5), the Schur function  $s_\nu$  may be expressed as

$$(4.19) \quad s_\nu(x) = \sum_{\text{Des}(w)=\text{Des}(\nu)} Q_{\sigma(w)}(x).$$

Applying  $\phi$  to this formula yields (4.18). □

### 5. TRANSFORMATION INTO A DUAL EQUIVALENCE GRAPH

**5.1. Packages and type.** The algorithm used to transform  $\mathcal{G}_{c,D}^{(k)}$  into a dual equivalence graph primarily utilizes three transformations,  $\varphi_i$ ,  $\psi_i$ , and  $\theta_i$ , each of which identifies two  $i$ -edges on the same connected component of  $E_2 \cup \dots \cup E_i$  and swaps the connections in the unique way that maintains the reversal of  $\sigma_{i-1}$  and  $\sigma_i$ . For example, in Figure 15, the  $i$ -edges given by solid lines are replaced with  $i$ -edges given by the dashed lines.

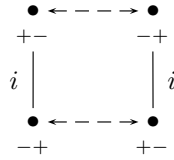
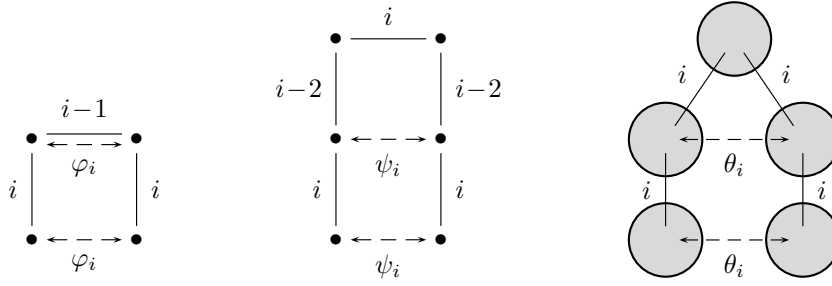
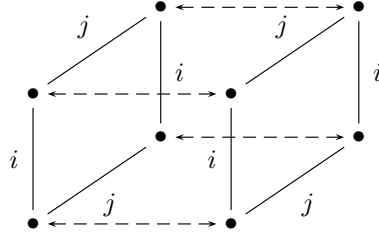


FIGURE 15. An illustration of how two  $i$ -edges are swapped in the transformation process.

The basic structure of these maps is depicted in Figure 16. Axiom 4 restricts the lengths of 2-color strings in the following way (see Definition 5.3 for the definition of  $i$ -type). Figure 7 forces the number of edges of a nontrivial connected component of  $E_{i-1} \cup E_i$  to be two, either with three distinct vertices (in the cases other than  $i$ -type W) or forming a cycle with two vertices (in the case of  $i$ -type W). The map  $\varphi_i$  swaps  $i$ -edges on connected components of  $E_{i-1} \cup E_i$  with more than two edges. Similarly, Figure 8 forces the number of edges of a nontrivial connected component of  $E_{i-2} \cup E_i$  to be one (in the case of  $i$ -type A) or four, where there are either five distinct vertices (in the case of  $i$ -type B) or four vertices forming a cycle (in the case of  $i$ -type C). The map  $\psi_i$  swaps  $i$ -edges on connected components of  $E_{i-2} \cup E_i$  with more than four edges.

Axiom 6 restricts the size of  $E_2 \cup \dots \cup E_{i-1}$  isomorphism classes of a connected component of  $E_2 \cup \dots \cup E_i$  to be one. The map  $\theta_i$  swaps  $i$ -edges on connected components of  $E_2 \cup \dots \cup E_i$  with more than one member of a given  $E_2 \cup \dots \cup E_{i-1}$  isomorphism class.

By construction, these transformations preserve axiom 1. In order to maintain axioms 2 and 5, we introduce the notion of the  $i$ -package of a vertex admitting an  $i$ -neighbor. By axiom 5, if  $\{w, x\} \in E_i$  and  $\{x, y\} \in E_j$  for  $|i - j| \geq 3$ , then  $\{w, v\} \in E_j$  and  $\{v, y\} \in E_i$  for some  $v \in V$ . Changing a single  $i$ -edge may result in a violation of this condition. Therefore when one  $i$ -edge is changed, all other  $i$ -edges that subsequently violate axiom 5 must also be changed, as illustrated in Figure 17.

FIGURE 16. Illustrations of the involutions  $\varphi_i$ ,  $\psi_i$ , and  $\theta_i$  used to redefine  $E_i$ .FIGURE 17. An illustration of how to maintain axiom 5 when swapping  $i$ -edges.

**Definition 5.1.** Let  $(V, \sigma, E)$  be a signed, colored graph of type  $(n, N)$  satisfying axioms 1, 2 and 5. For  $w$  a vertex of  $V$ , the  $i$ -package of  $w$  is the connected component containing  $w$  of

$$(V, (\sigma_1, \dots, \sigma_{i-3}, \sigma_{i+2}, \dots, \sigma_{N-1}), E_2 \cup \dots \cup E_{i-3} \cup E_{i+3} \cup \dots \cup E_{N-1})$$

By axiom 2, both  $\sigma_{i-1}$  and  $\sigma_i$  are constant on  $i$ -packages. Therefore  $w$  admits an  $i$ -neighbor if and only if every vertex of the  $i$ -package of  $w$  admits an  $i$ -neighbor. By axiom 5, knowing  $E_i(w)$  determines  $E_i$  on the entire  $i$ -package of  $w$ . That is to say,  $E_i$  may be regarded as an isomorphism between the  $i$ -packages of  $w$  and  $E_i(w)$  that preserves  $\sigma_1, \dots, \sigma_{i-3}, \sigma_{i+2}, \dots, \sigma_{N-1}$ . If the four vertices in Figure 15 have isomorphic  $i$ -packages, we can swap all  $i$ -edges on the corresponding  $i$ -packages while maintaining axioms 2 and 5.

By axioms 2 and 5,  $E_h$  commutes with  $E_j$  whenever  $h \leq i-3$  and  $j \geq i+3$ . Bearing this in mind, the two halves of an  $i$ -package, namely  $E_2 \cup \dots \cup E_{i-3}$  and  $E_{i+3} \cup \dots \cup E_{N-1}$ , can be and often are handled separately in the following sections. Most often, establishing results for  $E_{i+3} \cup \dots \cup E_{N-1}$  is straight-forward, though the same results for  $E_2 \cup \dots \cup E_{i-3}$  may require considerable work.

To track axiom 3 throughout the transformation process, it is helpful to consider the following reformulation: For  $\{w, x\} \in E_i$ , at least one of  $w$  or  $x$  admits an  $i \pm 1$ -neighbor. To be more precise, if  $i > 2$ , then at least one of  $w$  or  $x$  admits an  $i-1$ -neighbor, and if  $i < N-1$ , then at least one of  $w$  or  $x$  admits an  $i+1$ -neighbor. To see the equivalence, note that by axiom 1, neither  $w$  nor  $x$  will admit an  $i-1$ -neighbor if and only if  $\sigma(w)_{i-2} = \sigma(w)_{i-1}$  and  $\sigma(x)_{i-2} = \sigma(x)_{i-1}$ . By axioms 1 and 2, this implies  $\sigma(w)_{i-2} = \sigma(w)_{i-1} = -\sigma(x)_{i-1} = -\sigma(x)_{i-2}$ . The analogous argument holds for  $i+1$ . Therefore we will often prove that axiom 3 holds by showing that at least one of  $w$  and  $E_i(w)$  admits an  $i-1$ -neighbor and at least one admits an  $i+1$ -neighbor. When axiom 3 holds, we often utilize the observation that both  $w$  and  $E_i(w)$  admit an  $i-1$ -neighbor if and only if  $\sigma(w)_{i-2} = -\sigma(E_i(w))_{i-2}$  and  $w$  and  $E_i(w)$  admit an  $i+1$ -neighbor if and only if  $\sigma(w)_{i+1} = -\sigma(E_i(w))_{i+1}$ .

*Remark 5.2.* For a signed, colored graph of type  $(n, n)$  satisfying axiom 1, axiom 3 is implied by axiom 4 and even by the weaker local Schur positivity condition. Indeed, if neither  $w$  nor  $E_i(w)$  admits an  $i-1$ -neighbor (resp.  $i+1$ -neighbor) then the connected component of  $E_{i-1} \cup E_i$  (resp.  $E_i \cup E_{i+1}$ ) containing  $w$  consists solely of  $w$  and  $E_i(w)$  forcing the restricted degree 4 generating function to be  $Q_{+++} + Q_{-++}$ , which is not Schur positive. The requirement that the graph be of type  $(n, n)$  is necessary in order to ensure that  $E_{i+1}$  edges exist in the graph. If the graph is of type  $(n, N)$  with  $n < N$ , then neither local Schur positivity nor axiom 4 is enough to ensure axiom 3.

To handle local Schur positivity, we introduce the notion of the  $i$ -type of a vertex. In the case of a dual equivalence graph, a vertex that is part of a double edge for  $E_{i-1}$  and  $E_i$  has  $i$ -type W (compare Figure 7 with  $i$ -type W in Figure 18), and otherwise the  $i$ -type of a vertex determines the shape of the connected component of  $(V, \sigma, E_{i-2} \cup E_{i-1} \cup E_i)$  containing the vertex (compare Figure 8 with  $i$ -types A, B, and C in Figure 18). More generally, we have the following.

**Definition 5.3.** Let  $\mathcal{G}$  be a signed, colored graph of type  $(n, N)$  satisfying axioms 1, 2, 3 and 5. For  $i \leq n$  with  $i < N$ , the  $i$ -type of a vertex  $w$  of  $\mathcal{G}$  admitting an  $i$ -neighbor is

- $i$ -type W if  $\sigma(w)_i = -\sigma(E_{i-1}(w))_i$ ;
- $i$ -type A if  $\sigma(w)_i = \sigma(E_{i-1}(w))_i$  and  $w$  does not admit an  $i-2$ -neighbor;
- $i$ -type B if  $\sigma(w)_i = \sigma(E_{i-1}(w))_i$  and  $w$  admits an  $i-2$ -neighbor and if  $w$  admits an  $i-1$ -neighbor, then  $\sigma(w)_{i-1} = -\sigma(E_{i-2}(w))_{i-1}$ ; otherwise,  $\sigma(w)_i = -\sigma(E_{i-1}E_{i-2}(w))_i$ ;
- $i$ -type C if  $\sigma(w)_i = \sigma(E_{i-1}(w))_i$  and  $w$  admits an  $i-2$ -neighbor and if  $w$  admits an  $i-1$ -neighbor, then  $\sigma(w)_{i-1} = \sigma(E_{i-2}(w))_{i-1}$ ; otherwise,  $\sigma(w)_i = \sigma(E_{i-1}E_{i-2}(w))_i$ .

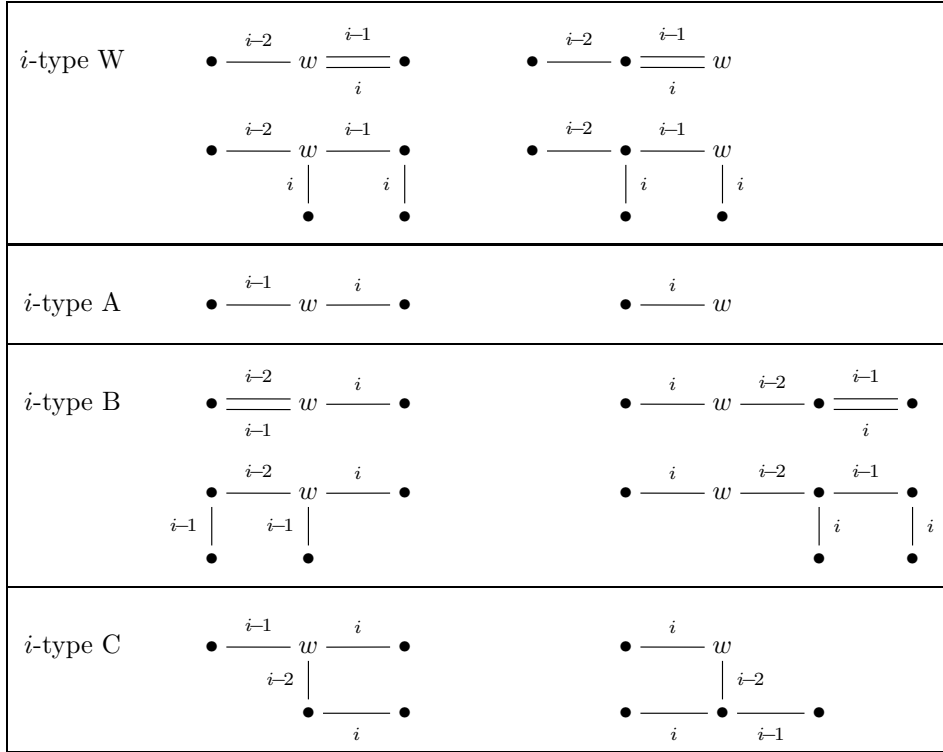


FIGURE 18. An illustration of  $i$ -type of  $w$  based on neighboring  $E_{i-2}$  and  $E_{i-1}$  edges.

The  $i$ -type of  $w$  is determined by the connected component of  $E_{i-2} \cup E_{i-1}$  containing  $w$ . For  $i$ -type W, if  $\sigma(w)_i = -\sigma(E_{i-1}(w))_i$ , then certainly  $E_{i-1}(w) \neq w$  so  $w$  does in fact have an  $i-1$ -neighbor. For the other  $i$ -types,  $w$  may or may not have an  $i-1$ -neighbor. For  $i$ -types B and C, if  $w$  admits an  $i-2$ -neighbor but not an  $i-1$ -neighbor, then by axiom 3,  $E_{i-2}(w)$  admits an  $i-1$ -neighbor.

Figure 18 shows the  $E_{i-2}$ ,  $E_{i-1}$  and  $E_i$  edges neighboring a vertex with a given  $i$ -type. If  $E_i$  edges do not exist in the graph, then the  $i$ -edges in Figure 18 indicate which vertices admit an  $i$ -neighbor. The top rows for  $i$ -types W and B are the possibilities in a dual equivalence graph, while the lower rows give the additional possibilities in the more general setting when axiom 4 does not hold.

*Remark 5.4.* By axioms 1, 2 and 5, edges  $E_j$  with  $j < i-4$  or  $j \geq i+2$  do not change the  $i$ -type of a vertex, i.e. the  $i$ -type of  $w$  is the  $i$ -type of  $E_j(w)$ . In contrast,  $E_{i-3}$  often changes the  $i$ -type of a vertex as can  $E_{i+1}$ , so these cases require some care. When axiom 4 holds,  $w$  and  $E_i(w)$  have the same  $i$ -type, so much of the following sections is devoted to vertices for which this is not the case.

By dual equivalence graph axioms 1 and 2, a connected component of  $(V, \sigma, E_{i-1} \cup E_i)$  occurs in Figure 7 if and only if it does not contain a vertex  $w$  with  $i$ -type W for which  $E_{i-1}(w) \neq E_i(w)$ . Define  $W_i(\mathcal{G})$  to be the set of all such vertices bearing witness to the failure of Figure 7, i.e.

$$(5.1) \quad W_i(\mathcal{G}) = \{w \in V \mid w \text{ has } i\text{-type W but } E_{i-1}(w) \neq E_i(w)\}.$$

In the sections to follow, vertices of  $i$ -type W, especially those vertices in  $W_i(\mathcal{G})$ , play a crucial role in defining the transformations that turn  $\mathcal{G}_{c,D}^{(k)}$  into a dual equivalence graph. Note that  $w$  has  $i$ -type W if and only if  $E_{i-1}(w)$  has  $i$ -type W, so in some sense  $i$ -type W is a property of  $i-1$ -edges rather than of vertices. It is helpful to have a dual property for  $i$ -edges.

**Definition 5.5.** Let  $\mathcal{G}$  be a signed, colored graph of type  $(n, N)$  satisfying axioms 1, 2, 3 and 5. For  $i < n$ , a vertex  $w$  has a *flat  $i$ -edge* if  $\sigma(w)_{i-2} = \sigma(E_i(w))_{i-2}$ .

In a signed, colored graph satisfying axioms 1, 2, 3 and 5, flat  $i$ -edges relate to  $i$ -type W in the following way: a vertex  $w$  has a flat  $i$ -edge if and only if at most one of  $w$  and  $E_i(w)$  has  $i$ -type W. By axiom 1, a vertex  $w$  has a flat  $i$ -edge if and only if exactly one of  $w$  and  $E_i(w)$  has an  $i-1$ -neighbor. In a dual equivalence graph, for a vertex  $w$  that does not have  $i-1$ -type W,  $w$  has  $i$ -type C if and only if both  $w \neq E_{i-2}(w)$  and both admit flat  $i$ -edges. In a dual equivalence graph, a vertex  $w$  has  $i$ -type C if and only if  $E_{i-2}(w)$  has  $i$ -type C.

For a graph  $\mathcal{G}$  satisfying axioms 1, 2, 3 and 5, if all connected components of  $E_{i-1} \cup E_i$  all appear in Figure 7, axiom 4 fails precisely when two vertices with different  $i$ -types are paired by an  $i$ -edge or a pairing of  $i$ -type C forms a cycle with more than four edges. Among  $i$ -types A, B and C,  $i$ -type A vertices are distinguished by their lack of  $i-2$ -neighbors, so, by axiom 2, an  $i$ -type mismatch can only occur between  $i$ -type B and  $i$ -type C. Therefore, when Figure 7 holds, we focus on vertices of  $i$ -type C. In the more general case when Figure 7 does not always hold, instead of  $i$ -type C, we focus on vertices  $x$  for which both  $x$  and  $E_{i-2}(x)$  have flat  $i$ -edges. Define  $C_i(\mathcal{G})$  by

$$(5.2) \quad C_i(\mathcal{G}) = \{x \in V \mid x \text{ and } E_{i-2}(x) \text{ have flat } i\text{-edges but } E_{i-2}E_i(x) \neq E_iE_{i-2}(x)\}.$$

Together,  $W_i(\mathcal{G})$  and  $C_i(\mathcal{G})$  measure how far  $\mathcal{G}$  is from satisfying dual equivalence axiom 4, specifically, how many connected components of  $(V, \sigma, E_{i-2} \cup E_{i-1} \cup E_i)$  do not appear in Figure 8.

**Proposition 5.6.** *Let  $\mathcal{G}$  be a locally Schur positive graph of type  $(n, n)$  satisfying dual equivalence axioms 1, 2, 3 and 5. Then  $\mathcal{G}$  satisfies dual equivalence axiom 4 if and only if both  $W_i(\mathcal{G})$  and  $C_i(\mathcal{G})$  are empty for all  $1 < i < n$ .*

*Proof.* Suppose first that axiom 4 holds for  $\mathcal{G}$ . If  $w$  has  $i$ -type W, then from Figure 7 we must have  $E_{i-1}(w) = E_i(w)$ , and so  $W_i(\mathcal{G})$  is empty. If  $x$  and  $E_{i-2}(x)$  both have flat  $i$ -edges, then from the previous discussion both have  $i$ -type C. Therefore, from Figure 8, we must have  $E_{i-2}E_i(x) = E_iE_{i-2}(x)$ , and so  $C_i(\mathcal{G})$  is empty.

Now suppose that both  $W_i(\mathcal{G})$  and  $C_i(\mathcal{G})$  are empty for all  $i$ . Since  $W_i(\mathcal{G})$  is empty, a vertex  $u$  has  $i$ -type W if and only if  $E_{i-1}(u) = E_i(u)$ . We claim that if  $u$  has  $i$ -type A, B or C, then  $u$  has a flat  $i$ -edge. This follows from axiom 3 when  $u$  does not admit an  $i-1$ -neighbor, so assume  $u$  admits an  $i-1$ -neighbor. Since, by assumption,  $u$  does not have  $i$ -type W,  $E_{i-1}(u)$  does not admit an  $i$ -neighbor. If the  $i$ -edge at  $u$  is not flat, then  $E_i(u)$  admits an  $i-1$ -neighbor. If  $E_{i-1}E_i(u)$  does not admit an  $i$ -neighbor, then the degree 4 generating function of the connected component of  $E_{i-1} \cup E_i$  containing  $u$  is  $Q_{-++} + Q_{+--} + Q_{-+-} + Q_{+-}$ , which is not Schur positive. If  $E_{i-1}E_i(u)$  admits an  $i$ -neighbor, then it has  $i$ -type W, and since  $E_{i-1}E_i(u) \neq u$ , this means  $E_{i-1}E_i(u) \in W_i(\mathcal{G})$ . Since both scenarios lead to a contradiction,  $E_i(u)$  does not admit an  $i-1$ -neighbor, and so the  $i$ -edge at  $u$  is indeed flat. Therefore all connected components of  $E_{i-1} \cup E_i$  appear in Figure 7.

As mentioned previously, among types A, B and C, a vertex has  $i$ -type A if and only if it does not admit an  $i-2$ -neighbor. If  $u$  has a flat  $i$ -edge, then  $u$  admits an  $i-2$ -neighbor if and only if  $E_i(u)$  admits an  $i-2$ -neighbor. Therefore, if  $u$  has  $i$ -type A so does  $E_i(u)$ , and the component of  $E_{i-2} \cup E_{i-1} \cup E_i$  containing  $u$  appears in Figure 8. A vertex  $u$  has  $i$ -type C if and only if  $E_{i-2}(u)$  has  $i$ -type C, and, since  $W_i(\mathcal{G})$  is empty, both have flat  $i$ -edges. Since  $C_i(\mathcal{G})$  is empty, we must have  $E_{i-2}E_i(u) = E_iE_{i-2}(u)$ , and so the component of  $E_{i-2} \cup E_{i-1} \cup E_i$  containing  $u$  appears in Figure 8. Finally, note that  $i$ -type B vertices may only appear as in the top row of Figure 18 since connected components of  $E_{i-1} \cup E_i$  all appear in Figure 7. If  $u$  has  $i$ -type B, then  $E_i(u)$  cannot have  $i$ -type W,



A or C by the previous analysis. Therefore  $E_i(u)$  must have  $i$ -type B, and once again the component of  $E_{i-2} \cup E_{i-1} \cup E_i$  containing  $u$  appears in Figure 8.  $\square$

We conclude this section with the following result relating  $i$ -types W and C on  $i$ -packages.

**Lemma 5.7.** *Let  $\mathcal{G}$  be a dual equivalence graph of type  $(n, N)$  with  $i \leq n$ . If a vertex  $w$  of  $\mathcal{G}$  has  $i$ -type W, then no vertex on the  $i$ -package of  $w$  has  $i$ -type C.*

*Proof.* By Theorem 3.9 and Lemma 3.13, we may assume  $\mathcal{G} = \mathcal{G}_{\mu, A}$  for some partition  $\mu$  of  $i$  and some augmenting tableau  $A$  containing entries  $i+1, \dots, N$ . Let  $\lambda$  be the uniquely determined shape of  $\mu$  together with the cell in  $A$  containing  $i+1$ . A tableau  $T \in \mathcal{G}_\lambda$  has  $i$ -type W if and only if both  $i-2$  and  $i+1$  lie between  $i-1$  and  $i$  in the reading word of  $T$ . From the proof of Theorem 3.14, a tableau  $T \in \mathcal{G}_\lambda$  has  $i$ -type C if and only if  $i-1$  lies between  $i$  and  $i+1$  in the reading word of  $T$ . For  $h \leq i-3$ , an  $E_h$  edge does not change the positions of entries greater than  $i-2$ , and for  $h \geq i+3$ , an  $E_h$  edge does not change the positions of entries less than  $i+2$ . In particular, the positions of  $i-1, i, i+1$  are constant on  $i$ -packages. The result now follows.  $\square$

**5.2. Involutions to resolve axiom 4.** By Proposition 5.6, axiom 4 holds if and only if  $W_i$  and  $C_i$  are empty. We construct two maps,  $\varphi_i^w$  and  $\psi_i^x$ , with the goal of reducing the cardinality of these sets. We begin with the construction of the map  $\varphi_i^w$ , depicted in Figure 19, which takes as input an element  $w \in W_i(\mathcal{G})$ . We aim to use  $\varphi_i^w$  to redefine  $i$ -edges so that  $E_{i-1}(w) = E_i(w)$ .

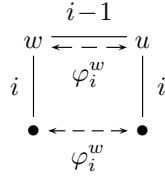


FIGURE 19. An illustration of the involution  $\varphi_i^w$ , with  $w \in W_i(\mathcal{G})$  and  $u = E_{i-1}(w)$ .

How  $\varphi_i^w$  acts on the connected component of  $E_{i-1} \cup E_i$  is straightforward. The difficulty lies in extending the map to the  $i$ -package of  $w$  as is necessary to maintain axiom 5. The following result characterizes when such an extension is possible.

**Lemma 5.8.** *Let  $\mathcal{G}$  be a signed, colored graph of type  $(n, N)$  satisfying dual equivalence axioms 1, 2, 3 and 5, and suppose that the  $(i-2, N)$ -restriction of  $\mathcal{G}$  is a dual equivalence graph. Let  $w$  be a vertex of  $i$ -type W such that every vertex on the  $i-1$ -package of  $w$  has a flat  $i-1$ -edge. Then there exists an isomorphism between the  $i$ -packages of  $w$  and  $E_{i-1}(w)$ .*

*Proof.* If  $E_{i-1}(w) = E_i(w)$ , then the result follows immediately from axioms 2 and 5. Suppose then that  $w \in W_i(\mathcal{G})$ , and set  $u = E_{i-1}(w)$ . Recall that  $E_{i-1}$  may be regarded as an involution on vertices that admit an  $i-1$ -neighbor. Regarded as such, by axioms 1, 2 and 5,  $E_{i-1}$  gives an involution between  $i-1$ -packages of  $w$  and  $u$ . Therefore we need only show that this isomorphism restricted to  $E_2 \cup \dots \cup E_{i-4}$  extends to an isomorphism for  $E_2 \cup \dots \cup E_{i-3}$ , since the isomorphism for  $E_{i+3} \cup \dots \cup E_{n-1}$  is already established.

By the assumption that all vertices  $v$  on the  $i-1$ -package of  $w$  have flat  $i-1$ -edges, we know  $\sigma(v)_{i-3} = \sigma(E_{i-1}(v))_{i-3}$ . Therefore  $E_{i-1}$  gives an involution between the  $(i-3, i-2)$ -restrictions of the  $i$ -packages of  $w$  and  $u$ . We extend this isomorphism as illustrated in Figure 20.

By Lemma 3.13 and the hypothesis that the  $(i-2, N)$ -restriction of  $\mathcal{G}$  is a dual equivalence graph, there exist isomorphisms, say  $f_w$  and  $f_u$ , from the  $(i-3, i-2)$ -restrictions of the  $i$ -packages of  $w$  and  $u$  to the augmented dual equivalence graph  $\mathcal{G}_{\mu, A}$  for a unique partition  $\mu$  of  $i-3$  and a unique single cell augmenting tableau  $A$ . By Theorem 3.14, the two isomorphism extend consistently across  $E_{i-3}$  edges to give isomorphisms  $\bar{f}_w$  and  $\bar{f}_u$  from the  $(i-2, i-2)$ -restrictions of the connected components containing  $w$  and  $u$ , respectively, to  $\mathcal{G}_\lambda$  where  $\lambda$  is the shape of  $\mu$  augmented by  $A$ . In particular, the composition of these isomorphisms gives an isomorphism between the  $(i-2, i-2)$ -restrictions of the  $i$ -packages of  $w$  and  $u$ .  $\square$

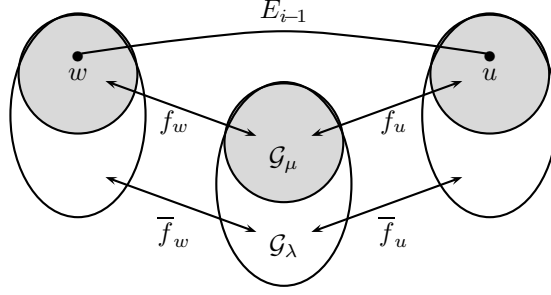


FIGURE 20. Extending the isomorphism of  $i-1$ -packages to an isomorphism of  $i$ -packages

The hypotheses of Lemma 5.8 cannot be relaxed, so these vertices are of particular importance. Therefore we define the set  $W_i^0(\mathcal{G}) \subseteq W_i(\mathcal{G})$  by

$$(5.3) \quad W_i^0(\mathcal{G}) = \{w \in W_i(\mathcal{G}) \mid \text{every vertex on the } i-1\text{-package of } w \text{ has a flat } i-1\text{-edge}\}.$$

*Remark 5.9.* If every connected component of  $E_{i-2} \cup E_{i-1}$  appears in Figure 7, then the  $i-1$ -edge at  $v$  is not flat if and only if  $E_{i-1}(v) = E_{i-2}(v)$ . In this case, by axiom 2,  $\sigma(v)_i = \sigma(E_{i-2}(v))_i = \sigma(E_{i-1}(v))_i$ , so  $v$  does not have  $i$ -type W. Since  $\sigma_i$  is constant on  $i$ -packages, no vertex on the  $i$ -package of  $v$  has  $i$ -type W. Therefore,  $W_i^0(\mathcal{G}) = W_i(\mathcal{G})$  whenever the components of  $E_{i-2} \cup E_{i-1}$  on the  $i$ -package of  $w$  all appear in Figure 7.

We use the isomorphism of Lemma 5.8 to define an involution  $\varphi_i^w$  on all vertices admitting an  $i$ -neighbor as follows.

**Definition 5.10.** For  $w \in W_i^0(\mathcal{G})$ , let  $u = E_{i-1}(w)$ , and let  $\phi$  the isomorphism of Lemma 5.8. Define the involution  $\varphi_i^w$  on all vertices admitting an  $i$ -neighbor by

$$(5.4) \quad \varphi_i^w(v) = \begin{cases} \phi(v) & \text{if } v \text{ lies on the } i\text{-package of } w \text{ or } u, \\ E_i \phi E_i(v) & \text{if } E_i(v) \text{ lies on the } i\text{-package of } w \text{ or } u, \\ E_i(v) & \text{otherwise.} \end{cases}$$

Define  $E_i'$  to be the set of pairs  $\{v, \varphi_i^w(v)\}$  for each  $v$  admitting an  $i$ -neighbor. Define a signed, colored graph  $\varphi_i^w(\mathcal{G})$  of type  $(n, N)$  by

$$(5.5) \quad \varphi_i^w(\mathcal{G}) = (V, \sigma, E_2 \cup \dots \cup E_{i-1} \cup E_i' \cup E_{i+1} \cup \dots \cup E_{n-1}).$$

Since the isomorphisms from Lemma 5.8 for  $w$  and  $u = E_{i-1}(w)$  are inverse to one another, we abuse notation in Definition 5.10 by letting  $\phi$  denote either. Note as well that  $\varphi_i^w = \varphi_i^u$ .

The goal with  $\varphi_i^w$  is to reduce the cardinality of  $W_i(\mathcal{G})$ . The following result shows that this happens provided the  $(i, N)$ -restriction of  $\mathcal{G}$  satisfies dual equivalence graph axiom 4.

**Proposition 5.11.** *Let  $\mathcal{G}$  be a locally Schur positive graph of type  $(n, N)$  satisfying dual equivalence axioms 1, 2, 3 and 5, and suppose that the  $(i-2, N)$ -restriction of  $\mathcal{G}$  is a dual equivalence graph and that the  $(i, N)$ -restriction of  $\mathcal{G}$  satisfies dual equivalence axiom 4. Then  $W_i^0(\mathcal{G}) = W_i(\mathcal{G})$ , and for  $w \in W_i(\mathcal{G})$ ,  $W_i(\varphi_i^w(\mathcal{G}))$  is a proper subset of  $W_i(\mathcal{G})$ .*

*Proof.* By Remark 5.9, if connected components of  $E_{i-2} \cup E_{i-1}$  all appear in Figure 7, then all vertices on the  $i-1$ -package of a vertex with  $i$ -type W have flat  $i-1$ -edges. Since the  $(i, N)$ -restriction of  $\mathcal{G}$  satisfies dual equivalence graph axiom 4, this is the case, so  $W_i^0(\mathcal{G}) = W_i(\mathcal{G})$ . As the  $i$ -type of a vertex is determined by the connected component of  $E_{i-2} \cup E_{i-1}$  containing it, the  $i$ -type of a vertex is the same in  $\mathcal{G}$  and  $\varphi_i^w(\mathcal{G})$ . Therefore, to show that  $v \notin W_i(\mathcal{G})$  implies  $v \notin W_i(\varphi_i^w(\mathcal{G}))$ , we must show that for  $v$  with  $i$ -type W such that  $E_i(v) = E_{i-1}(v)$ , we have  $\varphi_i^w(v) = E_{i-1}(v)$  as well.

It suffices to consider  $v$  on the  $i$ -packages of  $w$  and  $E_i(w)$ . We claim that for any  $v$  on the  $i$ -package of  $w$ ,  $E_{i-1}(v) \neq E_i(v)$ . By axiom 5, both  $E_{i-1}$  and  $E_i$  commute with  $E_h$  for  $h \leq i-4$  and  $h \geq i+3$ . Therefore, if the claim holds for some vertex  $v$ , then it holds for any vertex connected to  $v$  by edges

in  $E_2 \cup \dots \cup E_{i-4} \cup E_{i+3} \cup \dots \cup E_{n-1}$ . By axiom 6, it suffices to show the claim for  $v = E_{i-3}(w)$  since any vertex on the  $i$ -package of  $w$  can be reached by crossing at most one  $E_{i-3}$  edge.

Let  $v = E_{i-3}(w)$  and suppose that  $E_{i-1}(v) = E_i(v)$ . We claim that  $v$  and  $w$  must have  $i-1$ -type C. Since both admit an  $i-3$ -neighbor, they cannot have  $i-1$ -type A. Since  $E_{i-3} \cup E_{i-2} \cup E_{i-1}$  satisfies axiom 4, any vertex with  $i-1$ -type W has a double edge between  $E_{i-2}$  and  $E_{i-1}$ . By axiom 2,  $E_{i-2}$  edges preserve  $\sigma_i$ , so such a vertex cannot have  $i$ -type W. Therefore neither  $w$  nor  $v$  has  $i-1$ -type W. Since both  $w$  and  $v$  admit an  $i-1$ -neighbor, by axiom 3 exactly one admits an  $i-2$ -neighbor, and so neither can have  $i-1$ -type B. All that remains must be the case, so both have  $i-1$ -type C as claimed. By axiom 4, this means  $E_{i-1}(v) = E_{i-3}E_{i-1}(w)$ . Using this together with axiom 5, we have  $E_{i-3}E_i(w) = E_iE_{i-3}(w) = E_i(v) = E_{i-1}(v) = E_{i-3}E_{i-1}(w)$ . By axiom 1, this implies  $E_i(w) = E_{i-1}(w)$ , contradicting the assumption that  $w \in W_i(\mathcal{G})$ . Thus for any  $v$  on the  $i$ -package of  $w$ ,  $E_{i-1}(v) \neq E_i(v)$ . By axiom 1, the same now holds for vertices on the  $i$ -package of  $E_i(w)$ . Therefore  $W_i(\varphi_i^w(\mathcal{G}))$  is indeed a proper subset of  $W_i(\mathcal{G})$ .  $\square$

The second transformation,  $\psi_i^x$ , depicted in Figure 21, takes as input an element  $x \in C_i(\mathcal{G})$ . Similar to  $\varphi_i^w$ , the aim with  $\psi_i^x$  is to redefine  $i$ -edges so that  $E_{i-2}E_i(x) = E_iE_{i-2}(x)$ .

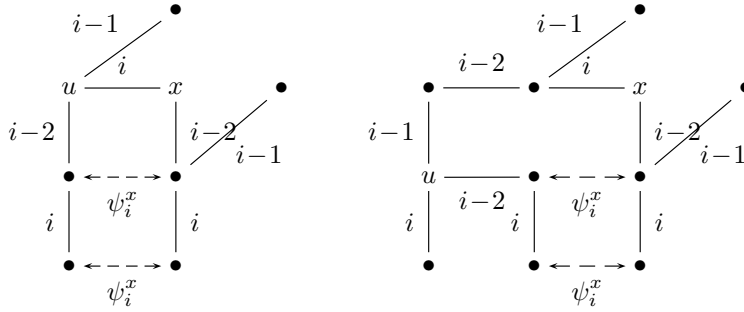


FIGURE 21. An illustration of  $\psi_i^x$  where  $x \in C_i(\mathcal{G})$  and  $u = (E_{i-1}E_{i-2})^m E_i(x)$  does not have  $i-1$ -type W.

The definition of  $\psi_i^x$  on the connected component of  $E_{i-2} \cup E_i$  containing  $x$  is straightforward provided neither  $x$  nor  $E_i(x)$  has  $i-1$ -type W. In general,  $\psi_i^x$  will be defined whenever some vertex on the connected component of  $E_{i-2} \cup E_{i-1}$  containing  $E_i(x)$  does not have  $i-1$ -type W. As before, the first step in defining the transformation is to show that it can be extended to  $i$ -packages.

**Lemma 5.12.** *Let  $\mathcal{G}$  be a signed, colored graph of type  $(n, N)$  satisfying dual equivalence axioms 1, 2, 3 and 5, and suppose that the  $(i-2, N)$ -restriction of  $\mathcal{G}$  is a dual equivalence graph. Let  $x$  not admit an  $i-1$ -neighbor but have a flat  $i$ -edge such that neither  $x$  nor  $(E_{i-1}E_{i-2})^m E_i(x)$  has  $i-1$ -type W for some  $m \geq 0$ , and suppose all vertices between  $x$  and  $(E_{i-1}E_{i-2})^m E_i(x)$  have flat  $i-2$ -edges throughout their  $i-2$ -packages. Then the  $i$ -package of  $E_{i-2}(x)$  is isomorphic to the  $i$ -package of  $E_{i-2}(E_{i-1}E_{i-2})^m E_i(x)$ .*

*Proof.* Let  $u = (E_{i-1}E_{i-2})^m E_i(x)$ . By axioms 1, 2 and 5,  $E_{i-2}, E_{i-1}, E_i$  all commute with  $E_h$  for  $h \geq i+3$ , so the restriction of the  $i$ -package of any vertex on the connected component of  $E_{i-2} \cup E_{i-1} \cup E_i$  containing  $x$  to  $E_{i+3} \cup \dots \cup E_{n-1}$  are isomorphic. Therefore we focus our attention on extending the restriction to  $E_2 \cup \dots \cup E_{i-3}$ .

Since all  $E_{i-2}$  edges between  $E_i(x)$  and  $u$  are flat along their  $i-2$ -packages, Lemma 5.8 applies to each. Therefore, since  $E_{i-1}$  always gives an isomorphism of  $i-1$ -packages, the  $i-1$ -package of  $E_i(x)$  is isomorphic to the  $i-1$ -package of  $u$ . Further, each  $E_{i-2}$  or  $E_{i-1}$  edge changes  $\sigma_j$  for  $j = i-3, i-2, i-1$ , and so  $\sigma(u)_j = \sigma(E_i(x))_j$  for  $j \leq i-1$  and  $j \geq i+1$ . By axiom 2, the  $E_{i-2}$  edges preserve  $\sigma_i$ . Therefore, by axiom 1,  $E_{i-2}E_i(x)$  does not admit an  $i$ -neighbor, so neither  $E_{i-2}E_i(x)$  nor  $E_{i-1}E_{i-2}E_i(x)$  has  $i$ -type W. Continuing the argument along to  $u$ , no vertex of the form  $E_{i-2}(E_{i-1}E_{i-2})^k E_i(x)$  admits an  $i$ -neighbor for  $0 \leq k < m$ , and so none of the vertices after  $E_i(x)$  can have  $i$ -type W. In particular, each  $E_{i-1}$  edge from  $E_i(x)$  to  $u$  preserves  $\sigma_i$  as well, and so  $\sigma(u) = \sigma(E_i(x))$ .

Therefore we have an isomorphism between the  $(i-3, i-2)$ -restrictions of the  $i$ -packages of  $E_i(x)$  and  $u$ . By the same argument used in the proof of Lemma 5.8, we invoke Lemma 3.13 and the hypothesis that the  $(i-2, N)$ -restriction of  $\mathcal{G}$  is a dual equivalence graph to extend this to an isomorphism between the  $i$ -packages of  $E_i(x)$  and  $u$  and  $\sigma(u) = \sigma(E_i(x))$ . Regarding  $E_i$  as an isomorphism of  $i$ -packages, it follows that  $x$  and  $u$  also have isomorphic  $i$ -packages. Thus, by Theorem 3.9 and Lemma 3.13, the connected components of the  $(i-2, i-1)$ -restriction of  $\mathcal{G}$  containing  $x$  and  $u$  are both isomorphic to  $\mathcal{G}_{\mu, A}$  for the same partition  $\mu$  of  $i-2$  and the same augmenting tableau  $A$  consisting of a single cell containing  $i-1$ . Denote these isomorphisms by  $f_x$  and  $f_u$ , respectively, and let  $\lambda$  be the shape of  $\mu$  augmented by  $A$ .

Since the  $(i-1, i-1)$ -restriction of  $\mathcal{G}$  satisfies the hypotheses of Theorem 3.14, the isomorphisms  $f_x$  and  $f_u$  extend to morphisms  $\bar{f}_x$  and  $\bar{f}_u$  from the connected components of the  $(i-1, i-1)$ -restriction of  $\mathcal{G}$  containing  $x$  and  $u$  to  $\mathcal{G}_\lambda$ . The picture is very similar to Figure 20, though now the top map is  $E_i$  and the extended maps are surjective though not necessarily injective. Despite the lack of injectivity, the uniqueness of  $\lambda$  and the extended maps ensures that the  $(i-2, i-1)$ -restriction of  $\mathcal{G}_\lambda$  containing  $E_{i-2}(x)$  is isomorphic to the  $(i-2, i-1)$ -restriction of  $\mathcal{G}_\lambda$  containing  $E_{i-2}(u)$ , thereby establishing the desired isomorphism of  $i$ -packages.  $\square$

As with Lemma 5.8, the hypotheses of Lemma 5.12 cannot be relaxed, so these vertices are of particular importance. Therefore we define the set  $C_i^0(\mathcal{G}) \subseteq C_i(\mathcal{G})$  by

$$(5.6) \quad C_i^0(\mathcal{G}) = \{x \in C_i(\mathcal{G}) \mid \begin{array}{l} \text{neither } x \text{ nor } (E_{i-1}E_{i-2})^m E_i(x) \text{ has } i-1\text{-type W for some } m \geq 0 \\ \text{all vertices between } x \text{ and } (E_{i-1}E_{i-2})^m E_i(x) \text{ have flat } i-2\text{-edges} \end{array} \}.$$

*Remark 5.13.* If every connected component of  $E_{i-3} \cup E_{i-2}$  appears in Figure 7, then if the  $i-2$ -edge at  $x$  is not flat, by axiom 4,  $E_{i-2}(x) = E_{i-3}(x)$ . By axiom 2, this ensures that  $E_{i-2}(x)$  does not have  $i-1$ -type W, so we are in the case where  $m = 0$ . By axiom 5,  $E_{i-3}E_i(x) = E_iE_{i-3}(x) = E_iE_{i-2}(x)$ . For  $x \in C_i(\mathcal{G})$ , both  $E_i(x)$  and  $E_{i-3}E_i(x)$  admit  $i-2$ -neighbors, so by axiom 4 we have  $E_{i-2}(E_i(x)) = E_{i-3}(E_i(x))$ . Therefore  $E_{i-2}E_i(x) = E_iE_{i-2}(x)$ , contradicting the assumption that  $x \in C_i(\mathcal{G})$ . Therefore,  $C_i^0(\mathcal{G}) = C_i(\mathcal{G})$  whenever every connected component of  $E_{i-3} \cup E_{i-2}$  appears in Figure 7.

As was the case with  $w \in W_i^0(\mathcal{G})$ , given  $x \in C_i^0(\mathcal{G})$ , we use the isomorphism of Lemma 5.12 to define an involution  $\psi_i^x$  on all vertices admitting an  $i$ -neighbor.

**Definition 5.14.** For  $x \in C_i^0(\mathcal{G})$ , let  $u = (E_{i-1}E_{i-2})^m E_i(x)$  be the first vertex on the connected component of  $E_{i-2} \cup E_{i-1}$  containing  $E_i(x)$  not having  $i-1$ -type W. Let  $\phi$  denote the isomorphism of Lemma 5.12. Define the involution  $\psi_i^x$  on all vertices admitting an  $i$ -neighbor as follows.

$$(5.7) \quad \psi_i^x(v) = \begin{cases} \phi(v) & \text{if } v \text{ lies on the } i\text{-package of } E_{i-2}(x) \text{ or } E_{i-2}(u), \\ E_i\phi E_i(v) & \text{if } E_i(v) \text{ lies on the } i\text{-package of } E_{i-2}(x) \text{ or } E_{i-2}(u), \\ E_i(v) & \text{otherwise.} \end{cases}$$

Define  $E'_i$  to be the set of pairs  $\{v, \psi_i^x(v)\}$  for each  $v$  admitting an  $i$ -neighbor. Define a signed, colored graph  $\psi_i^x(\mathcal{G})$  of type  $(n, N)$  by

$$(5.8) \quad \psi_i^x(\mathcal{G}) = (V, \sigma, E_2 \cup \cdots \cup E_{i-1} \cup E'_i \cup E_{i+1} \cup \cdots \cup E_{n-1}).$$

We again abuse notation by letting  $\phi$  denote both the isomorphism from the  $i$ -package of  $x$  to the  $i$ -package of  $u$  and its inverse. Note that  $\psi_i^x = \psi_i^u$  when  $m = 0$ .

The goal with  $\psi_i^x$  is to reduce  $C_i(\mathcal{G})$  without increasing  $W_i(\mathcal{G})$ . The following result shows that this happens provided the  $(i, N)$ -restriction of  $\mathcal{G}$  is a dual equivalence graph, and more generally as well.

**Proposition 5.15.** *Let  $\mathcal{G}$  be a locally Schur positive graph of type  $(n, N)$  satisfying dual equivalence axioms 1, 2, 3 and 5, and suppose that  $(i-2, N)$ -restriction of  $\mathcal{G}$  is a dual equivalence graph and that the  $(i, N)$ -restriction of  $\mathcal{G}$  satisfies dual equivalence axiom 4. Then  $C_i^0(\mathcal{G}) = C_i(\mathcal{G})$ , and for  $x \in C_i(\mathcal{G})$  such that  $E_i(x) \in C_i(\mathcal{G})$ ,  $C_i(\psi_i^x(\mathcal{G}))$  is a proper subset of  $C_i(\mathcal{G})$  and  $W_i(\psi_i^x(\mathcal{G})) = W_i(\mathcal{G})$ .*

*Proof.* By Remark 5.13, since connected components of  $E_{i-3} \cup E_{i-2}$  all appear in Figure 7,  $C_i^0(\mathcal{G}) = C_i(\mathcal{G})$ . The  $i$ -type of a vertex is determined by the connected component of  $E_{i-2} \cup E_{i-1}$  containing it, so the  $i$ -type of a vertex remains unchanged by  $\psi_i^w$ . By the previous discussion, no  $E_{i-3}$  edge on the  $i$ -package of  $x$  or  $E_i(x)$  is part of a double edge with  $E_{i-2}$ , so whether or not the vertex admits an  $i-1$ -neighbor is preserved. Therefore to show that  $v \notin C_i(\mathcal{G})$  implies  $v \notin C_i(\psi_i^x(\mathcal{G}))$ , we must show that if  $E_{i-2}E_i(v) = E_iE_{i-2}(v)$ , then  $E_{i-2}\psi_i^x(v) = \psi_i^xE_{i-2}(v)$ .

Again, it suffices to consider  $v$  on the  $i$ -packages of  $x$  and  $E_i(x)$ . We claim that for any  $v$  on the  $i$ -package of  $x$ , if  $E_{i-2}E_i(v) = E_iE_{i-2}(v)$ , then  $E_{i-2}\psi_i^x(v) = \psi_i^xE_{i-2}(v)$ . By axiom 5,  $E_{i-2}$  and  $E_i$  all commute with  $E_h$  for  $h \leq i-5$  and  $h \geq i+3$ . Therefore if the claim holds for some vertex  $v$ , then it holds for every vertex on the connected component of  $E_2 \cup \dots \cup E_{i-5} \cup E_{i+3} \cup \dots \cup E_{n-1}$  containing  $v$ . Since  $\sigma(v)_{i-4} = \sigma(E_{i-2}(v))_{i-4}$  for  $v = x, E_i(x)$ , by axiom 3 neither  $E_{i-3}(x)$  nor  $E_{i-3}E_i(x)$  admits an  $i-2$ -neighbor, so neither can have  $i$ -type C. Therefore, by axiom 6, it suffices to show the claim for  $v = E_{i-4}(x)$ .

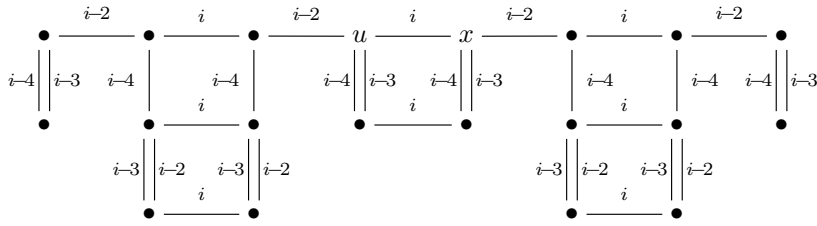


FIGURE 22. Components of  $E_{i-4} \cup E_{i-3} \cup E_{i-2}$  when  $x$  has  $i-2$ -type B.

Consider the  $i-2$ -type of  $x$  and  $E_i(x)$ , which must be the same since, by axiom 5,  $E_i$  commutes with both  $E_{i-4}$  and  $E_{i-3}$ . From before, both  $x$  and  $E_i(x)$  have flat  $i-2$ -edge, and so, by axiom 4, they cannot have  $i-2$ -type W. Since by assumption both admit an  $i-4$ -neighbor, they cannot have  $i-2$ -type A. If they have  $i-2$ -type C, then the top row of Figure 22 commutes with  $E_{i-4}$ , so  $E_{i-4}(x) \in C_i(\mathcal{G})$  and  $E_{i-4}(x) \notin C_i(\psi_i^x(\mathcal{G}))$ . If they have  $i-2$ -type B, then, by axioms 4 and 5, the situation is as depicted in Figure 22 since none of the endpoints of the  $i$ -edges has  $i$ -type W by Lemma 5.7. From the figure, it is clear that applying  $\psi_i^x$  adds no vertices to  $C_i(\mathcal{G})$ , and so  $C_i(\psi_i^x(\mathcal{G}))$  is indeed a proper subset of  $C_i(\mathcal{G})$ . Moreover, by Lemma 5.7, none of the vertices involved has  $i$ -type W, and so  $W_i(\psi_i^x(\mathcal{G})) = W_i(\mathcal{G})$ .  $\square$

For  $\mathcal{G}$  a locally Schur positive graph of type  $(n, N)$  satisfying dual equivalence axioms 1, 2, 3 and 5 such that the  $(i-2, N)$ -restriction of  $\mathcal{G}$  is a dual equivalence graph, both  $\varphi_i^w(\mathcal{G})$  and  $\psi_i^x(\mathcal{G})$  also satisfy axioms 1, 2 and 5. This follows immediately from Lemmas 5.8 and 5.12 and the definitions of the maps on  $i$ -packages. It turns out that  $\varphi_i^w$  and  $\psi_i^x$  also preserve axiom 3, but this requires considerably more work to prove in general. However, when restricting to edges  $E_i$  and lower, not only does axiom 3 hold, but  $\text{LSP}_4$  does as well.

**Lemma 5.16.** *Let  $\mathcal{G}$  be a locally Schur positive graph of type  $(i+1, i+1)$  satisfying dual equivalence axioms 1, 2, 3 and 5, and suppose that the  $(i-2, i+1)$ -restriction of  $\mathcal{G}$  is a dual equivalence graph and that the  $(i, i+1)$ -restriction of  $\mathcal{G}$  satisfies dual equivalence axiom 4. Then  $W_i^0(\mathcal{G}) = W_i(\mathcal{G})$  and  $C_i^0(\mathcal{G}) = C_i(\mathcal{G})$ , and both  $\varphi_i^w(\mathcal{G})$  and  $\psi_i^x(\mathcal{G})$  are  $\text{LSP}_4$  for any  $w \in W_i(\mathcal{G})$  and any  $x \in C_i(\mathcal{G})$ .*

*Proof.* Since the  $(i, i+1)$ -restriction of  $\mathcal{G}$  satisfies dual equivalence axiom 4, by Remark 5.9,  $\varphi_i^w$  may be applied for any  $w \in W_i(\mathcal{G})$  and by Remark 5.13,  $\psi_i^x$  may be applied for any  $x \in C_i(\mathcal{G})$  and, in this case,  $E_i(x) \in C_i(\mathcal{G})$  with  $\psi_i^{E_i(x)} = \psi_i^x$ .

First consider  $\varphi_i^w(\mathcal{G})$ . The component containing  $w$  and  $E_{i-1}(w)$  has degree 4 generating function  $s_{(2,2)}$ , which is Schur positive, and so the positivity for  $E_i(w)$  and  $E_iE_{i-1}(w)$  follows since the component was Schur positive in  $\mathcal{G}$ . By axiom 5, if the component containing  $v$  is  $\text{LSP}_4$ , then so are the components on any vertex of the connected component of  $E_2 \cup \dots \cup E_{i-4}$  containing  $v$ . By axiom 6, it suffices to consider the positivity across a single  $E_{i-3}$  edge from  $E_i(w)$ ,  $w$ ,  $E_{i-1}(w)$  and  $E_iE_{i-1}(w)$ . Since all four vertices have isomorphic  $i$ -packages by Lemma 5.12, if one of the four admits an  $i-3$ -neighbor, then they all do. Assuming this is the case, consider the  $i-1$ -type of  $w$ . By the symmetry

between  $w$  and  $E_{i-1}(w)$  and the fact that the  $i-1$ -edge between them is flat, we may assume  $w$  admits an  $i-2$ -neighbor and  $E_i(w)$  does not, as depicted in Figure 23. The  $i-1$ -type of  $w$  cannot be W, since  $w$  has a flat  $i-1$ -edge, nor can it be A, since  $w$  admits an  $i-3$ -neighbor. If  $w$  has  $i-1$ -type C, then by axiom 4,  $E_{i-1}E_{i-3}(w) = E_{i-3}E_{i-1}(w)$ , and so  $E_{i-3}(w) \in W_i(\mathcal{G})$  and  $\varphi_i^{E_{i-3}(w)} = \varphi_i^w$ , in which case the previous argument shows that  $\text{LSP}_4$  is maintained. If  $w$  has  $i-1$ -type B, then  $E_{i-3}(w) = E_{i-2}(w)$ , and so  $E_{i-3}(w)$  has no  $i-1$ -neighbor. On the other side,  $E_{i-1}E_{i-3}E_{i-1}(w) = E_{i-2}E_{i-3}E_{i-1}(w)$  which does not admit an  $i$ -neighbor. Therefore the connected component  $E_{i-1} \cup E_i$  containing  $E_{i-3}(w)$  will have generating function  $s_{(3,1)}$  or  $s_{(2,1,1)}$ , thus establishing  $\text{LSP}_4$  in this case as well. Therefore  $\text{LSP}_4$  holds in  $\varphi_i^w(\mathcal{G})$  for any  $w \in W_i(\mathcal{G})$ .

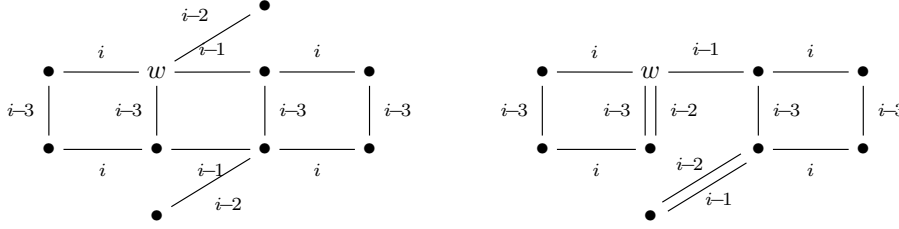


FIGURE 23. The two possible  $i-1$ -types for  $w \in W_i(\mathcal{G})$  admitting an  $i-3$ -neighbor.

Second consider  $\psi_i^x(\mathcal{G})$ . Since the  $i$ -edge between  $x$  and  $E_i(x)$  is flat, exactly one of these vertices admits an  $i-1$ -neighbor, say  $E_i(x)$  does and  $x$  does not. Since  $x$  does not admit an  $i-1$ -neighbor, by axiom 3,  $E_{i-2}(x)$  does. Since  $x \in C_i(\mathcal{G})$ ,  $E_{i-2}(x)$  has a flat  $i$ -edge, and so since  $E_{i-2}(x)$  admits an  $i-1$ -neighbor,  $E_iE_{i-2}(x)$  does not. On the other side, since  $E_i(x)$  admits an  $i-1$ -neighbor but does not have  $i-1$ -type W,  $E_{i-2}E_i(x)$  does not admit an  $i-1$ -neighbor. Therefore neither  $E_i(E_{i-2}(x))$  nor  $\psi_i^x(E_{i-2}(x)) = E_{i-2}E_i(x)$  admits an  $i-1$ -neighbor, so  $\text{LSP}_4$  of the connected component containing  $E_{i-2}(x)$  is preserved. Similarly, since neither  $E_i(E_iE_{i-2}E_i(x)) = E_{i-2}E_i(x)$  nor  $\psi_i^x(E_iE_{i-2}E_i(x)) = E_iE_{i-2}(x)$  admit an  $i-1$ -neighbor,  $\text{LSP}_4$  for the connected component containing  $E_{i-2}E_i(x)$  is preserved. By axioms 2 and 5, both  $E_{i-1}$  and  $E_i$  commute with  $E_h$  for  $h \leq i-4$ , so  $\text{LSP}_4$  is maintained on  $E_2 \cup \dots \cup E_{i-4}$ . Since both  $E_{i-2}(x)$  and  $E_{i-2}E_i(x)$  have flat  $i-2$ -edges, neither has  $i-2$ -type W, and so if either, and hence both, admits an  $i-3$ -neighbor, the  $i-3$ -edge must preserve  $\sigma_{i-1}$ . Thus  $\text{LSP}_4$  extends across a single  $E_{i-3}$  edge as well. By axiom 6, the claim follows.  $\square$

Unfortunately, neither  $\varphi_i^w(\mathcal{G})$  nor  $\psi_i^x(\mathcal{G})$  always has  $\text{LSP}_5$ . If  $\varphi_i^w(\mathcal{G})$  or  $\psi_i^x(\mathcal{G})$  has  $\text{LSP}_5$  for at least one  $w \in W_i(\mathcal{G})$  or at least one  $x \in C_i(\mathcal{G})$ , then by Propositions 5.11 and 5.15, we could always apply one of the maps until both  $W_i$  and  $C_i$  were both empty. With this idea in mind, define a set  $U_i(\mathcal{G}) \subset W_i(\mathcal{G}) \cup C_i(\mathcal{G})$  by

$$(5.9) \quad U_i(\mathcal{G}) = \left\{ \begin{array}{l} w \in W_i(\mathcal{G}) \\ x \in C_i(\mathcal{G}) \end{array} \mid \text{components of } E_{i-2} \cup E_{i-1} \cup E_i \text{ are Schur positive in } \begin{array}{l} \varphi_i^w(\mathcal{G}) \\ \psi_i^x(\mathcal{G}) \end{array} \right\}.$$

When  $W_i(\mathcal{G}) \cup C_i(\mathcal{G})$  is nonempty but  $U_i(\mathcal{G})$  is empty, we can apply a slight variant of the map  $\psi_i$ , denoted  $\gamma_i$ , to  $\mathcal{G}$  so that  $U_i(\mathcal{G})$  is nonempty. The map  $\gamma_i$  is depicted in Figure 24. As usual, we begin by establishing the necessary isomorphism of  $i$ -packages.

**Lemma 5.17.** *Let  $\mathcal{G}$  be a signed, colored graph of type  $(n, N)$  satisfying dual equivalence axioms 1, 2, 3 and 5, and suppose that the  $(i-2, N)$ -restriction of  $\mathcal{G}$  is a dual equivalence graph. Let  $z$  have a non-flat  $i$ -edge such that no vertex between  $z$  and  $(E_{i-1}E_i)^m(z)$  has  $i-1$ -type W, and suppose  $z$  and  $(E_{i-1}E_i)^m(z)$  admit an  $i-2$ -neighbor and that both or neither have flat  $i-2$ -edges. Then the  $i$ -package of  $E_{i-2}(z)$  is isomorphic to the  $i$ -package of  $E_{i-2}(E_{i-1}E_i)^m(z)$ .*

*Proof.* Since  $z$  has a non-flat  $i$ -edge,  $E_i(z)$  must have  $i$ -type W, and so, too, must  $E_{i-1}E_i(z)$ . If  $E_{i-1}E_i(z)$  has a non-flat  $i$ -edge, then the pattern persists so that all vertices between  $z$  and  $u = (E_{i-1}E_i)^m(z)$  have  $i$ -type W, and all  $E_i$  edges between them are non-flat. Thus each  $E_{i-1}$  edge between  $z$  and  $u$  toggles  $\sigma_{i-2, i-1}$  by axiom 2 and toggles  $\sigma_i$  since it has  $i-1$ -type W. Similarly, each  $E_i$  edge between  $z$  and  $u$  toggles  $\sigma_{i-1, i}$  by axiom 2 and toggles  $\sigma_{i-2}$  since it is non-flat. Finally,

since there is an even number of edges between  $u$  and  $z$  each of which toggles  $\sigma_{i-2,i-1,i}$ , we have  $\sigma(z)_{i-2,i-1,i} = \sigma(u)_{i-2,i-1,i}$ . In particular, both or neither admit an  $i-2$ -neighbor. If neither does, the result is clearly true, so assume both do. By Lemma 5.8 and the fact that  $E_i$  gives an isomorphism of  $i$ -packages, the  $i$ -package of  $z$  is isomorphic to the  $i$ -package of  $u$ . Now the same argument in Lemma 5.12 applies to extend the  $i$ -package isomorphisms across the flat  $E_{i-2}$  edges since neither has  $i-1$ -type W.  $\square$

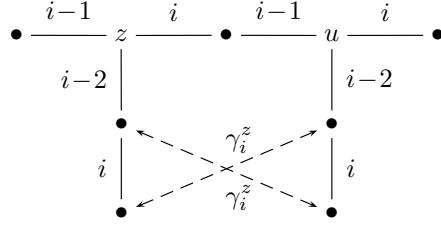


FIGURE 24. An illustration of  $\gamma_i^z$ .

Following the familiar pattern, we use the isomorphism of Lemma 5.17 to define an involution  $\gamma_i^z$  on all vertices admitting an  $i$ -neighbor.

**Definition 5.18.** For  $z$  not  $i-1$ -type W with a non-flat  $i$ -edge and a flat  $i-2$ -edge, let  $u = (E_{i-1}E_i)^m(z)$ ,  $m > 0$ , such that  $u$  does not have  $i-1$ -type W and has a flat  $i-2$ -edge. Let  $\phi$  denote the isomorphism of Lemma 5.17. Define the involution  $\gamma_i^z$  on all vertices admitting an  $i$ -neighbor as follows.

$$(5.10) \quad \gamma_i^z(v) = \begin{cases} E_i\phi(v) & \text{if } v \text{ lies on the } i\text{-package of } E_{i-2}(z) \text{ or } E_{i-2}(u), \\ \phi E_i(v) & \text{if } E_i(v) \text{ lies on the } i\text{-package of } E_{i-2}(z) \text{ or } E_{i-2}(u), \\ E_i(v) & \text{otherwise.} \end{cases}$$

Define  $E'_i$  to be the set of pairs  $\{v, \gamma_i^x(v)\}$  for each  $v$  admitting an  $i$ -neighbor. Define a signed, colored graph  $\gamma_i^x(\mathcal{G})$  of type  $(n, N)$  by

$$(5.11) \quad \gamma_i^x(\mathcal{G}) = (V, \sigma, E_2 \cup \cdots \cup E_{i-1} \cup E'_i \cup E_{i+1} \cup \cdots \cup E_{n-1}).$$

*Remark 5.19.* Note that the  $m > 0$  case for  $\psi_i$  handles the situation where vertices have  $i-1$ -type W, that is, components of  $E_{i-2} \cup E_{i-1}$  that do not appear in Figure 7. The map  $\gamma_i$  is similar, but it handles the situation where vertices have  $i$ -type W, that is, components of  $E_{i-1} \cup E_i$  do not appear in Figure 7. Therefore while applying  $\psi_i$  for  $m > 0$  is relatively rare (e.g. does not arise when axiom 4 holds for the  $(i, N)$ -restriction),  $\gamma_i$  is often indispensable.

The map  $\gamma_i^z(\mathcal{G})$  maintains  $\text{LSP}_4$  for the same reasons that  $\psi_i^x$  does. Unlike  $\varphi_i^w$  and  $\psi_i^x$ , the map  $\gamma_i^z$  does not separate connected components of  $E_{i-2} \cup E_{i-1} \cup E_i$ , so  $\text{LSP}_5$  is trivially maintained. While  $\gamma_i^z(\mathcal{G})$  does not decrease  $W_i$  or  $C_i$ , neither does it increase them. Its usefulness lies in the fact that it allows  $\varphi_i^w(\mathcal{G})$  or  $\psi_i^x(\mathcal{G})$  to be applied while maintaining  $\text{LSP}_5$ .

We begin our study of  $\gamma_i$  by observing that when  $W_i(\mathcal{G}) \cup C_i(\mathcal{G})$  is nonempty and  $U_i(\mathcal{G})$  is empty, the structure of connected components of  $E_{i-2} \cup E_{i-1} \cup E_i$  of the graph is that of a rooted tree.

**Lemma 5.20.** *Let  $\mathcal{G}$  be a locally Schur positive graph of type  $(i+1, i+1)$  satisfying dual equivalence axioms 1, 2, 3 and 5, and suppose that the  $(i-2, i+1)$ -restriction of  $\mathcal{G}$  is a dual equivalence graph and that the  $(i, i+1)$ -restriction of  $\mathcal{G}$  satisfies dual equivalence axiom 4. If a connected component of  $E_{i-2} \cup E_{i-1} \cup E_i$  not appearing in Figure 8 has no element in  $U_i(\mathcal{G})$ , then, treating double edges as single edges, the component is a tree consisting of vertices of  $i$ -types W, B and C. Moreover, the component contains a unique vertex  $w$  not admitting an  $i-2$ -neighbor such that  $E_{i-1}(w) = E_i(w)$ .*

*Proof.* If there is a vertex of  $i$ -type A, then we claim there exists a vertex  $u$  admitting an  $i-2$ -neighbor but not an  $i-1$ -neighbor nor an  $i$ -neighbor. Suppose  $w$  has  $i$ -type A. Then either there exists  $w$  admitting neither an  $i-1$ -neighbor nor an  $i-2$ -neighbor, or there exists  $w$  admitting an  $i-1$ -neighbor but not an  $i-2$ -neighbor such that  $E_{i-1}(w)$  does not admit an  $i$ -neighbor. In the former case,  $\sigma_{i-3,i-2,i-1,i}(w) = +++-$  or  $--+$ , which, by LSP<sub>5</sub>, must be contribute to the Schur function  $s_{(4,1)}$  or  $s_{2,1,1,1}$ , respectively. Therefore there must be a vertex  $u$  with signature  $\sigma_{i-3,i-2,i-1,i}(u) = -+++$  or  $+---$ , respectively, and so  $u$  admits an  $i-2$ -neighbor but not an  $i-1$ -neighbor nor an  $i$ -neighbor. In the latter case, since the  $(i, i+1)$ -restriction satisfies axiom 4,  $E_{i-1}(w)$  cannot have  $i-1$ -type W, and so  $u = E_{i-2}E_{i-1}(w)$  will admit neither an  $i-1$ -neighbor nor an  $i$ -neighbor, thereby establishing the claim.

If  $E_{i-1}E_{i-2}(u)$  has a flat  $i$ -edge, then the component appears in Figure 8 after all, so assume it has a non-flat  $i$ -edge. Since the component of  $E_{i-1} \cup E_i$  begins at  $E_{i-2}(u)$  with  $\sigma(E_{i-2}(u))_{i-3,i-2,i-1,i} = +-++$  or  $-+--$ , LSP<sub>4</sub> ensures that after an even number of alternating  $E_{i-1}$  and  $E_i$  edges, the components ends after a flat  $i$ -edge at a vertex  $v$  with  $\sigma(v)_{i-2,i-1,i} = ++-$  or  $--+$ , respectively. Each  $E_{i-1}$  edge on the component must be flat, since otherwise by Figure 7 it would be a double edge with  $E_{i-2}$ , and by axiom 4  $E_i$  fixes  $\sigma_{i-3}$ , so  $\sigma(v)_{i-3} = \sigma(E_{i-2}(u))_{i-3}$ . Therefore applying  $\varphi_i^w$  for any  $w$  between  $E_{i-2}(u)$  and  $E_i(v)$  removes a component of  $E_{i-2} \cup E_{i-1} \cup E_i$  with generating function  $s_{(4,1)}$  or  $s_{(2,1,1,1)}$ , respectively, contradicting the assumption that  $U_i(\mathcal{G})$  is empty. Hence no vertex on the component has  $i$ -type A.

Suppose there is a sequence of at least three edges forming a loop. If the loop does not contain a vertex of  $i$ -type W, then it must consist entirely of  $E_{i-2}$  and  $E_i$  edges. In this case, any vertex  $x$  on the loop lies in  $C_i(\mathcal{G})$ . Applying  $\psi_i^x$  removes a component of  $E_{i-2} \cup E_{i-1} \cup E_i$  with generating function  $s_{(3,1,1)}$ , contradicting the assumption that  $U_i(\mathcal{G})$  is empty. If the loop contains a vertex  $w$  of  $i$ -type W, then applying  $\varphi_i^w$  does not split the component, once again contradicting the assumption that  $U_i(\mathcal{G})$  is empty. Therefore there is no closed loop apart from double edges.

We next claim that there is a vertex  $w$  such that  $E_{i-1}(w) = E_i(w)$ . If no vertex has left  $i$ -type B, meaning the component of  $i$ -type B on the left side of Figure 18, then LSP<sub>5</sub> dictates that no vertex can have right  $i$ -type B either since both vertices can only contribute to the Schur function  $s_{(3,2)}$  or  $s_{(2,2,1)}$ , and so no vertex can have  $i$ -type W. Thus all vertices have  $i$ -type C, in which case the finiteness of the graph ensures there is a closed loop, contradicting the previous result. Therefore there must be a vertex with left  $i$ -type B. Starting from this vertex, we can follow the graph outwards never looping back. If we reach a vertex with  $i$ -type C, then the  $E_{i-1}$  leads to a leaf and the other edge continues on. If we reach a vertex with left  $i$ -type B, then we reach a leaf since we must follow the double edge between  $E_{i-2}$  and  $E_{i-1}$ . If we reach a vertex with right  $i$ -type B, then we reach a vertex with  $i$ -type W. At this point, if  $E_{i-1}$  and  $E_i$  form a double edge, then we have reached a leaf. Otherwise, we branch in two directions. Therefore every path must end in a double edge. If all endings are at vertices with a double edge between  $E_{i-2}$  and  $E_{i-1}$ , then there will be one more left  $i$ -type B component than right  $i$ -type B component, contradicting that  $\mathcal{G}$  is LSP<sub>5</sub>.

Follow edges from  $w$ , say starting with  $E_{i-2}$ . Each time we reach a vertex  $v$  admitting an  $i$ -edge, either  $v$  does not admit an  $i-1$ -neighbor, thereby forcing the  $i$ -edge to be flat, or  $v \in W_i(\mathcal{G})$ . In either case, we cannot have  $E_{i-1}(v) = E_i(v)$ , so the vertex  $w$  is unique up to interchanging  $w$  and  $E_{i-1}(w) = E_i(w)$ . Since exactly one of the two admits an  $i-2$ -neighbor, the lemma follows.  $\square$

**Theorem 5.21.** *Let  $\mathcal{G}$  be a locally Schur positive graph of type  $(i+1, i+1)$  satisfying dual equivalence axioms 1, 2, 3 and 5, and suppose that the  $(i-2, i+1)$ -restriction of  $\mathcal{G}$  is a dual equivalence graph and that the  $(i, i+1)$ -restriction of  $\mathcal{G}$  satisfies dual equivalence axiom 4. If  $W_i(\mathcal{G}) \cup C_i(\mathcal{G})$  is nonempty and  $U_i(\mathcal{G})$  is empty, then there exists  $z$  such that  $U_i(\gamma_i^z(\mathcal{G}))$  is nonempty.*

*Proof.* Fix a connected component of  $E_{i-2} \cup E_{i-1} \cup E_i$  not appearing in Figure 8. Recall that under the hypothesis that axiom 4 holds for the  $(i, i+1)$ -restriction of  $\mathcal{G}$ , if  $w \in W_i(\mathcal{G})$  then  $\varphi_i^w$  applies and if  $x \in C_i(\mathcal{G})$  then  $\psi_i^x$  applies, though neither necessarily preserves LSP<sub>5</sub>. By Lemma 5.20, the component is a rooted tree consisting of vertices of  $i$ -types W, B and C, with the root being the unique vertex not admitting an  $i-2$ -neighbor with a double edge for  $i-1$  and  $i$ .

Identify each connected component of  $E_{i-2} \cup E_{i-1}$  as  $i$ -type C ( $C$ -node), left  $i$ -type B ( $L$ -node), or right  $i$ -type B and  $i$ -type W ( $R$ -node), where this last case has a vertex  $v$  of right  $i$ -type B and



a vertex  $E_{i-2}(v)$  with  $i$ -type  $W$ . Consider the graph with nodes given by these components and directed edges given by  $i$ -edges directed away from the root. Since the graph is a tree, every node has a unique incoming  $i$ -edge. Furthermore,  $L$ -nodes correspond precisely to leaves, a  $C$ -node has one outgoing flat  $i$ -edge, and an  $R$ -node has one outgoing flat  $i$ -edge and one outgoing non-flat  $i$ -edge. In the case of the root, an  $R$ -node, the outgoing non-flat  $i$ -edge is a double edge with  $E_{i-1}$ , i.e. a loop back to the root, and this is the only loop in the graph.

Figure 25 illustrates three situations that cannot arise in this graph when  $U_i(\mathcal{G})$  is empty. First, if an  $R$ -node goes to an  $L$ -node by a flat  $i$ -edge, then  $\varphi_i$  preserves local Schur positivity as depicted in the left case of Figure 25. Second, if a  $C$ -node goes to another  $C$ -node (necessarily by a flat  $i$ -edge), then  $\psi_i$  preserves local Schur positivity as depicted in the middle case of Figure 25. The third case is more complicated. If an  $R$ -node goes to another  $R$ -node by a flat  $i$ -edge and each of these  $R$ -nodes goes to an  $L$ -node by a nonflat  $i$ -edge, then  $\psi_i$  preserves local Schur positivity. This is the rightmost case depicted in Figure 25. The assumption that  $U_i(\mathcal{G})$  is empty forbids these cases.

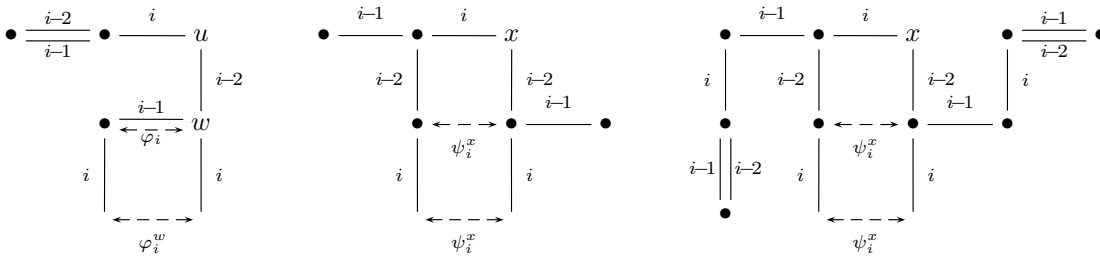


FIGURE 25. Three cases where  $\varphi_i^w$  (left) or  $\psi_i^x$  (middle and right) preserve  $LSP_5$ .

Figure 26 depicts two cases that are easily resolved with  $\gamma_i$ . The lefthand case depicts the situation when an  $R$ -node goes to a  $C$ -node by a nonflat  $i$ -edge and that  $C$ -node goes to an  $L$ -node (necessarily by a flat  $i$ -edge). In this case, applying  $\gamma_i$  interchanges the subtree below the  $R$ -node with that subtree below the  $C$ -node, and the result is an instance of the leftmost case of Figure 25 where  $\varphi_i$  can be applied. The righthand case of Figure 26 depicts that situation when both the flat and nonflat  $i$ -edges from an  $R$ -node go to  $C$ -nodes. Once again, applying  $\gamma_i$  interchanges the subtrees, now resulting in an instance of the middle case of Figure 25 where  $\psi_i$  can be applied.

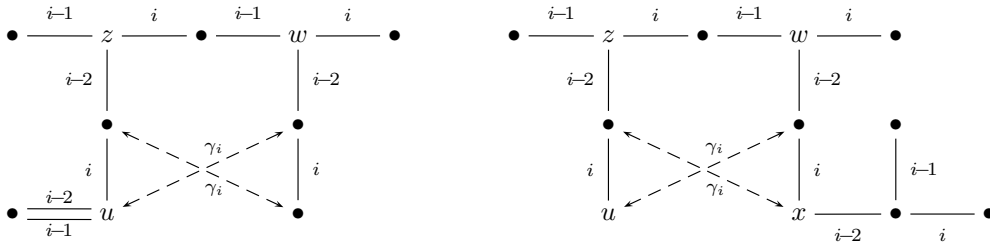


FIGURE 26. Two cases where  $\gamma_i^z$  allows  $\varphi_i^w$  (left) or  $\psi_i^x$  (right) to preserve  $LSP_5$ .

We claim that this analysis resolves all configurations for edges coming from an  $R$ -node, except for the four shown in Figure 27 or the case where the non-flat edge connected to another  $R$ -node. For the figures, we draw flat  $i$ -edges vertically and nonflat  $i$ -edges horizontally. If the nonflat  $i$ -edge of the  $R$ -node goes to an  $L$ -node, then the flat  $i$ -edge must either go to a  $C$ -node or another  $R$ -node, since the left side of Figure 25 precludes an  $L$ -node. In the former case, the (necessarily flat)  $i$ -edge from the  $C$ -node must go either to an  $L$ -node or an  $R$ -node, the left two cases of Figure 27, since the middle case of Figure 25 precludes another  $C$ -node. In the latter case, the nonflat  $i$ -edge of the second  $R$ -node must go to a  $C$ -node, since the right case of Figure 25 precludes another  $L$ -node. The flat  $i$ -edge from the second  $R$ -node cannot go to an  $L$ -node (by the left case of Figure 25) nor to a  $C$ -node (by the right case of Figure 26), so it must go to another  $R$ -node. Similarly, the (necessarily flat)  $i$ -edge from the  $C$ -node cannot go to another  $C$ -node (by the middle case of Figure 25) nor to an  $L$ -node (by the left case of Figure 26), so it must go to yet another  $R$ -node. The resulting

case is the third of Figure 27. This handles all cases where the nonflat  $i$ -edge of an  $R$ -node goes to an  $L$ -node, so consider the alternative case in which the nonflat  $i$ -edge must go to a  $C$ -node. The analysis here is identical to the previous case, resulting in the rightmost case in Figure 27. Thus the claim is proved, and Figure 27 contains all the remaining cases. Moreover, the root, necessarily an  $R$ -node, must be one of the middle two cases but with the non-flat edge looping instead of going to an  $L$ -node.

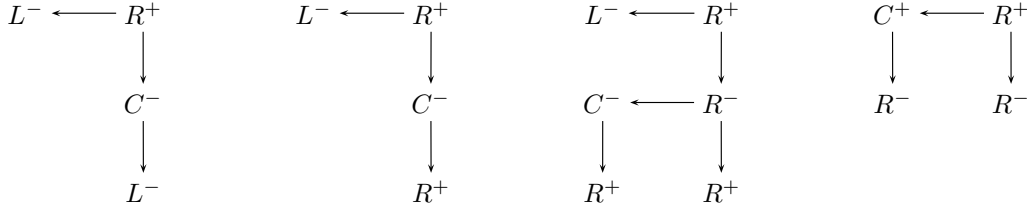


FIGURE 27. The four possible scenarios for edges emanating from an  $R^+$ -node, where horizontal edges are flat and vertical edges are non-flat.

For the case where long chains of  $R$ -nodes are connected by non-flat edges, the finiteness of the graph ensures that eventually one of these  $R$ -nodes must connect to either an  $L$ -node or a  $C$ -node, so this last  $R$ -node will also fall into one of the four cases depicted in Figure 27.

Associate a sign to each node as follows. For  $C$ -nodes, the sign is positive if  $\sigma_{i-3}(v) = ++--$  where  $v$  is the vertex admitting neither an  $i-2$ -neighbor nor an  $i$ -neighbor and negative otherwise. For  $L$ -nodes and  $R$ -nodes, the sign is positive if the component belongs to  $\mathcal{G}_{(3,2)}$  and negative if it belongs to  $\mathcal{G}_{(2,2,1)}$ . Then the graph described in this way has  $\text{LSP}_5$  if and only if

$$(5.12) \quad \#C^+ = \#C^- \text{ and } \#L^+ = \#R^+ \text{ and } \#L^- = \#R^-.$$

Note that a flat edge changes the sign except for leaves, and a non-flat edge preserves the sign except for leaves.

Note that if the leaf reached from the root using only flat edges has the same sign as the root, then  $\psi_i$  may be applied to remove this leaf and the root, which has generating function  $s_{(3,2)}$  if positive or  $s_{(2,2,1)}$  if negative. Given the four possibilities in Figure 27, the only terminal case is the leftmost. Since the graph is locally Schur positive, (5.12) ensures that there must be some leaf with the same sign as the root and a flat incoming edge. In the two rightmost cases in Figure 27, the map  $\gamma_i$  may always be applied and doing so swaps the subtrees from the lower two  $R$ -nodes, similar to the scenarios in Figure 26. Therefore we may use  $\gamma_i$  to swap subtrees until this leaf lies on the flat path from the root.  $\square$

**Theorem 5.22.** *Let  $\mathcal{G}$  be a locally Schur positive graph of type  $(n, N)$  satisfying dual equivalence axioms 1, 2, 3 and 5, and suppose that the  $(i-2, N)$ -restriction of  $\mathcal{G}$  is a dual equivalence graph and that the  $(i, N)$ -restriction of  $\mathcal{G}$  satisfies dual equivalence axiom 4.*

*Then we can apply  $\varphi_i, \psi_i$  and  $\gamma_i$  in such a way that the resulting graph still satisfies axioms 1, 2 and 5, the  $(i+1, N)$ -restriction satisfies axioms 3 and 4, and the  $(i, N)$ -restriction remains a dual equivalence graph.*

*Proof.* By Theorem 5.21, we may always apply either  $\varphi_i$  or  $\psi_i$ , perhaps with an intermediate application of  $\gamma_i$ . By Proposition 5.11, each application of  $\varphi_i$  strictly decreases  $|W_i|$ , and by Proposition 5.15 applying  $\psi_i$  does not increase  $|W_i|$ , so eventually  $W_i$  will be empty. By Proposition 5.15, applying  $\psi_i$  strictly decreases  $|C_i|$ , so once  $W_i$  is empty,  $\varphi_i$  will no longer be applied, and repeated applications of  $\psi_i$  will result in  $C_i$  being empty as well. At this point, by Proposition 5.6, axiom 4 holds for the  $(i+1, N)$ -restriction. By construction, these maps maintain axioms 1, 2 and 5. Finally, axiom 4 implies axiom 3 for the  $(i+1, N)$ -restriction.  $\square$

**5.3. An involution to resolve axiom 6.** Let  $\mathcal{G}$  be a locally Schur positive graph of type  $(n, N)$  satisfying dual equivalence graph axioms 1, 2, 3 and 5 such that the  $(i, N)$ -restriction of  $\mathcal{G}$  is a dual equivalence graph. Using the results of the previous section, we can alter  $i$ -edges of  $\mathcal{G}$ , without losing local Schur positivity for the  $(i+1, N)$ -restriction, until axiom 4 holds for the  $(i+1, N)$ -restriction of  $\mathcal{G}$ . However, if we wish to continue further to establish axiom 4 for higher edges, the hypotheses of those results require that a suitable restriction of  $\mathcal{G}$  also satisfies axiom 6.

By Theorem 3.14, for each connected component  $\mathcal{H}$  of the  $(i+1, i+1)$ -restriction of  $\mathcal{G}$ , there exists a (surjective) morphism  $\phi$  from  $\mathcal{H}$  to  $\mathcal{G}_\lambda$  for a unique partition  $\lambda$  of  $i+1$ , and, by Corollary 3.15, the fiber over each vertex of  $\mathcal{G}_\lambda$  has the same cardinality. By Proposition 3.5 and Theorem 3.9,  $\mathcal{H}$  satisfies axiom 6 if and only if  $\phi$  is an isomorphism.

Similar to the previous transformations, we define an involution  $\theta_i$  on vertices of  $\mathcal{H}$  admitting an  $i$ -neighbor as indicated in Figure 28 and use it to redefine  $i$ -edges that are in violation of axiom 6.

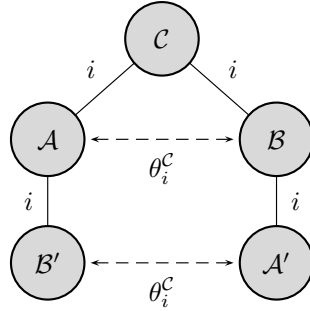


FIGURE 28. An illustration of the involution  $\theta_i^C$  where  $\mathcal{A} \cong \mathcal{A}'$  and  $\mathcal{B} \cong \mathcal{B}'$ .

**Definition 5.23.** Let  $\mathcal{H}$  be a connected component of the  $(i+1, i+1)$ -restriction of  $\mathcal{G}$  and let  $\mathcal{C}$  be a connected component of the  $(i, i)$ -restriction of  $\mathcal{H}$ . Let  $E_i(\mathcal{C})$  be the union of all connected components  $\mathcal{B}$  of the  $(i, i)$ -restriction of  $\mathcal{H}$  such that  $\mathcal{B} \neq \mathcal{C}$  and  $\{w, u\} \in E_i$  for some  $w \in \mathcal{C}$  and some  $u \in \mathcal{B}$ . For each connected component  $\mathcal{B}'$  of the  $(i, i)$ -restriction of  $\mathcal{H}$ , let  $\phi_{\mathcal{B}'}$  be the (unique) isomorphism from  $\mathcal{B}'$  to some (unique)  $\mathcal{B} \subset E_i(\mathcal{C})$ . Define the involution  $\theta_i^C$  by

$$(5.13) \quad \theta_i^C(u) = \begin{cases} \phi_{\mathcal{B}'}(E_i(u)) & \text{if } u \in E_i(\mathcal{C}) \text{ and } E_i(u) \in \mathcal{B}', \\ E_i(\phi_{\mathcal{B}'}(u)) & \text{if } E_i(u) \in E_i(\mathcal{C}) \text{ and } u \in \mathcal{B}', \\ E_i(u) & \text{otherwise.} \end{cases}$$

Define  $E'_i$  to be the set of pairs  $\{v, \theta_i^C(v)\}$  for all vertices  $v$  admitting an  $i$ -neighbor. Define a signed, colored graph  $\theta_i^C(\mathcal{G})$  by

$$(5.14) \quad \theta_i^C(\mathcal{G}) = (V, \sigma, E_2 \cup \cdots \cup E_{i-1} \cup E'_i \cup E_{i+1} \cup \cdots \cup E_{n-1}).$$

Note that lower  $i$ -packages are implicitly preserved for the definition of  $\theta_i$  since all  $i$ -edges on a connected component of  $E_2 \cup \cdots \cup E_{i-1}$  are redefined together. In order to ensure that axiom 3 is maintained, one must be careful in the choice of  $\mathcal{C}$ .

**Definition 5.24.** Let  $\mathcal{H}$  be a connected component of the  $(i+1, i+1)$ -restriction of  $\mathcal{G}$ , and let  $\lambda$  be the unique partition of  $i+1$  such that there is a surjective morphism from  $\mathcal{H}$  to  $\mathcal{G}_\lambda$ . A connected component  $\mathcal{C}$  of the  $(i, i)$ -restriction of  $\mathcal{H}$  is *negatively dominant* if one of the following holds:

- $\sigma_{i+1}(\mathcal{C}) \equiv -1$  and for every connected component  $\mathcal{B}$  of the  $(i, i)$ -restriction of  $\mathcal{H}$  such that  $\sigma_{i+1}(\mathcal{B}) \equiv -1$ , if  $\mathcal{C} \cong \mathcal{G}_\mu$  and  $\mathcal{B} \cong \mathcal{G}_\nu$  for  $\mu, \nu \subset \lambda$ , then  $\mu \geq \nu$  in dominance order;
- $\sigma_{i+1}(\mathcal{C}) \equiv +1$  for every connected component  $\mathcal{B}$  of the  $(i, i)$ -restriction of  $\mathcal{H}$ , and if  $\mathcal{C} \cong \mathcal{G}_\mu$  and  $\mathcal{B} \cong \mathcal{G}_\nu$  for  $\mu, \nu \subset \lambda$ , then  $\mu \geq \nu$  in dominance order.

**Proposition 5.25.** Let  $\mathcal{G}$  be a locally Schur positive graph of type  $(n, N)$  satisfying dual equivalence axioms 1, 2, 3 and 5 such that the  $(i, N)$ -restriction is a dual equivalence graph and the  $(i+1, N)$ -restriction satisfies dual equivalence axiom 4. For  $\mathcal{C}$  a negatively dominant  $(i, i)$ -restricted component of  $\mathcal{G}$ , the graph  $\theta_i^C(\mathcal{G})$  also satisfies dual equivalence axioms 1, 2, 3 and 5 and the  $(i+1, N)$ -restriction

of  $\theta_i^{\mathcal{C}}(\mathcal{G})$  also satisfies dual equivalence axiom 4. Moreover, if  $\mathcal{H}$  is the connected component of the  $(i+1, N)$ -restriction of  $\mathcal{G}$  containing  $\mathcal{C}$ , then  $\theta_i^{\mathcal{C}}(\mathcal{H})$  has two connected components.

*Proof.* The assertion that  $\mathcal{H}$  has two connected components is obvious from the definition of  $\theta_i^{\mathcal{C}}$ . Axioms 1, 2 and 5 follow from the definition of  $\theta_i^{\mathcal{C}}$ , and axiom 4 follows from the fact that edges are swapped only between isomorphic components, so the local structure of the  $E_{i-2} \cup E_{i-1} \cup E_i$  remains unchanged by  $\theta_i^{\mathcal{C}}$ . Therefore we need only address axiom 3.

Let  $\mathcal{A}$  and  $\mathcal{B}$  be two connected components of the  $(i, i)$ -restriction of  $\mathcal{H}$ , and suppose  $\mathcal{A} \cong \mathcal{G}_\alpha$  and  $\mathcal{B} \cong \mathcal{G}_\beta$  with  $\alpha > \beta$  in dominance order. Let  $a \in \mathcal{A}$  and  $b \in \mathcal{B}$  and suppose  $\{a, b\} \in E_i$ . Similar to the proof of Lemma 3.13, we have  $\sigma(w)_{i-1, i} = +-$  and  $\sigma(v)_{i-1, i} = -+$ . Therefore axiom 3 fails for this edge if and only if  $\sigma(w)_{i-1, i, i+1} = +- -$  and  $\sigma(v)_{i-1, i, i+1} = -+ +$  if and only if  $\sigma(\mathcal{A})_{i+1} = -1$  and  $\sigma(\mathcal{B})_{i+1} = +1$ . With this characterization in mind, suppose now that  $\mathcal{A}, \mathcal{B}$  and  $\mathcal{B}'$  are restricted components of  $\mathcal{H}$ , with  $\mathcal{A}, \mathcal{B} \in E_i(\mathcal{C})$ ,  $\mathcal{B}' \cong \mathcal{B}$ , and  $a \in \mathcal{A}, b \in \mathcal{B}$  and  $b' \in \mathcal{B}'$  such that  $\{a, b'\} \in E_i$  and  $b = \theta_i^{\mathcal{C}}(a)$ . As before, let  $\mathcal{A} \cong \mathcal{G}_\alpha$  and  $\mathcal{B}' \cong \mathcal{B} \cong \mathcal{G}_\beta$ . Suppose  $\sigma(\mathcal{A})_{i+1} = -1$  and  $\sigma(\mathcal{B})_{i+1} = +1$ . Let  $\mathcal{C} \cong \mathcal{G}_\mu$ . Then the choice of  $\mathcal{C}$  as negatively dominant ensures that  $\sigma(\mathcal{C})_{i+1} = -1$  and that  $\mu > \alpha$ . Further, since axiom 3 holds for  $\mathcal{G}$ , the preceding characterization ensures that  $\beta > \mu$ . Therefore  $\beta > \alpha$  and axiom 3 holds for  $\theta_i^{\mathcal{C}}(\mathcal{G})$  as well.  $\square$

Finally, we must consider the local Schur positivity. This is not difficult to show when the  $(i+3, N)$ -restriction of  $\mathcal{G}$  satisfies dual equivalence axiom 4.

**Theorem 5.26.** *Let  $\mathcal{G}$  be a locally Schur positive graph of type  $(n, N)$  satisfying dual equivalence axioms 1, 2, 3 and 5 such that the  $(i, N)$ -restriction is a dual equivalence graph and the  $(i+3, N)$ -restriction satisfies dual equivalence axiom 4. For  $\mathcal{C}$  a negatively dominant restricted component,  $\theta_i^{\mathcal{C}}(\mathcal{G})$  is locally Schur positive.*

*Proof.* Let  $\{w, x\}, \{u, v\} \in E_i(\mathcal{G})$  with  $\theta_i^{\mathcal{C}}(w) = u$  and  $\theta_i^{\mathcal{C}}(x) = v$ . By the definition of  $\theta_i^{\mathcal{C}}$ , there is an isomorphism from the connected component of the  $(i, N)$ -restriction of  $\mathcal{G}$  containing  $w$  to the connected component of the  $(i, N)$ -restriction of  $\mathcal{G}$  containing  $v$  that sends  $w$  to  $v$ , and similarly for the pair  $x$  and  $u$ . Furthermore, by axiom 2,  $\sigma(u)_{i+2} = \sigma(w)_{i+2} = \sigma(x)_{i+2} = \sigma(v)_{i+2}$ .

By Proposition 5.25, if local Schur positivity fails, then it must do so for some connected component of  $E_i \cup E_{i+1}$ ,  $E_{i-1} \cup E_i \cup E_{i+1}$ , or  $E_i \cup E_{i+1} \cup E_{i+2}$ . If either  $\{w, x\} \in E_{i+1}(\mathcal{G})$  or  $\{u, v\} \in E_{i+1}(\mathcal{G})$ , then applying  $\theta_i^{\mathcal{C}}$  results in the two components being joined for all three cases, thereby ensuring that local Schur positivity is preserved. Therefore assume none of  $u, w, x, v$  has  $i+1$ -type W, so that  $\sigma(w)_{i+1} = \sigma(x)_{i+1} = \sigma(u)_{i+1} = \sigma(v)_{i+1}$  by axiom 3. For  $E_i \cup E_{i+1}$ , since these components appear in Figure 7, each chain must have one  $E_i$  edge and one  $E_{i+1}$  edge. Therefore if some component is not locally Schur positive in  $\theta_i^{\mathcal{C}}(\mathcal{G})$ , then it must be that one chain has two  $E_{i+1}$  edges while the other has none, violating axiom 3 contradicting Proposition 5.25. Thus  $\theta_i^{\mathcal{C}}(\mathcal{G})$  maintains LSP<sub>4</sub>.

Consider now components of  $E_{i-1} \cup E_i \cup E_{i+1}$ . As just observed, either  $u$  and  $x$  admit  $i+1$ -neighbors or  $v$  and  $w$  admit  $i+1$ -neighbors, but not both. By symmetry, we may assume  $u$  and  $x$  admit  $i+1$ -neighbors, and  $w$  and  $v$  do not. By the isomorphisms mentioned earlier and the preservation of  $\sigma_{i+1}$ ,  $u$  and  $x$  must have the same  $i+1$ -type. Furthermore, there are only two possibilities for the  $i+1$ -types, namely A or C, since they cannot have  $i+1$ -type B since  $\theta_i^{\mathcal{C}}$  doesn't alter  $i$ -edges within a restricted component, i.e. when  $E_{i-1}$  and  $E_i$  coincide. If  $u$  and  $x$  have  $i+1$ -type C, then both admit an  $i-1$ -neighbor as well and neither  $v$  nor  $w$  admits an  $i-1$ -neighbor. Thus the components are isomorphic after applying  $\theta_i^{\mathcal{C}}$ . Similarly, if  $u$  and  $x$  have  $i+1$ -type A, then they do not admit an  $i-1$ -neighbor but both  $v$  and  $w$  do, and neither  $E_{i-1}(v)$  nor  $E_{i-1}(w)$  admits an  $i+1$ -neighbor. Once again, the components are isomorphic after applying  $\theta_i^{\mathcal{C}}$ . Thus connected components of  $E_{i-1} \cup E_i \cup E_{i+1}$  remain locally Schur positive.

The case of  $E_i \cup E_{i+1} \cup E_{i+2}$  is similarly resolved by considering the  $i+2$ -types of  $u, w, x, v$ . Since none of these vertices has  $i+1$ -type W, all or none of them admit an  $i+2$ -neighbor. If none does, then the preservation of local Schur positivity, in fact of axiom 4, is clear. If any of them has  $i+2$ -type C, then, since axiom 4 holds for  $\mathcal{G}$ , the two components become one in  $\theta_i^{\mathcal{C}}(\mathcal{G})$ , thus preserving local Schur positivity. The only remaining options are for  $x$  and  $u$  to have  $i+2$ -type W or  $i+2$ -type B, in which case  $w$  and  $v$  have the  $i+2$ -type B or  $i+2$ -type W, respectively, and axiom 4 is preserved by  $\theta_i^{\mathcal{C}}$ . Therefore  $\theta_i^{\mathcal{C}}(\mathcal{G})$  has LSP<sub>5</sub>.  $\square$

**Theorem 5.27.** *Let  $\mathcal{G}$  be a signed, colored graph of type  $(n, N)$  satisfying dual equivalence axioms 1, 2, 3 and 5 such that the  $(i, N)$ -restriction is a dual equivalence graph and the  $(i+3, N)$ -restriction satisfies dual equivalence axiom 4.*

*Then we can apply  $\theta_i$  together with  $\varphi_{i+1}$  and  $\psi_{i+2}$  in such a way that the resulting graph still satisfies axioms 1, 2 and 5, the  $(i+3, N)$ -restriction satisfies axioms 3 and 4, and the  $(i+1, N)$ -restriction remains a dual equivalence graph.*

*Proof.* By Proposition 5.25, if axiom 6 fails for the  $(i+1, N)$ -restriction, then we may choose a negatively dominant  $(i, i)$ -restricted component  $\mathcal{C}$  and apply  $\theta_i^{\mathcal{C}}$  while maintaining axioms 1, 2, 3 and 5. By Theorem 5.26, the resulting graph remains locally Schur positive. Moreover, there are only two cases where the  $(i+3, N)$ -restriction of  $\theta_i^{\mathcal{C}}(\mathcal{G})$  fails to satisfy axiom 4: if one of  $u, w, x, v$  has  $i+1$ -type W or if one of  $u, w, x, v$  has  $i+2$ -type C. Suppose  $w$  is the offending vertex. Then  $w \in W_{i+1}(\mathcal{G})$  in the former case and  $z = E_{i+2}(w) \in C_{i+2}(\mathcal{G})$  in the latter. Given the strong hypotheses of the Proposition,  $W_{i+1}^0(\mathcal{G}) = W_{i+1}(\mathcal{G})$  in the former case and  $C_{i+2}^0(\mathcal{G}) = C_{i+2}(\mathcal{G})$  in the latter. Therefore  $\varphi_{i+1}$  or  $\psi_{i+2}$  may be used to restore axiom 4 for the  $(i+3, N)$ -restriction. Therefore we may choose another negatively dominant component and continue thus. By Proposition 5.25, this process terminates exactly when axiom 6 is satisfied for the  $(i+1, N)$ -restriction, thus completing step 6. The result satisfies axioms 1, 2 and 5 by construction, and once again axiom 4 implies axiom 3 for the  $(i+3, N)$ -restriction.  $\square$

**5.4. Transforming a D graph into a dual equivalence graph.** We now outline the algorithm for transforming  $\mathcal{G} = \mathcal{G}_{c,D}^{(k)}$  into a dual equivalence graph. We proceed by constructing a sequence of signed, colored graphs  $\mathcal{G} = \mathcal{G}_2, \dots, \mathcal{G}_{n-1} = \tilde{\mathcal{G}}$  such that  $\mathcal{G}_{i-1}$  is a locally Schur positive graph satisfying dual equivalence axioms 1, 2, 3 and 5, and the  $(i, N)$ -restriction of  $\mathcal{G}_{i-1}$  is a dual equivalence graph.

The result for  $\mathcal{G}_2 = \mathcal{G}$  is trivial, so we consider how to construct  $\mathcal{G}_i$  from  $\mathcal{G}_{i-1}$ . By Theorem 5.22, we can apply  $\varphi_i, \psi_i$  and  $\gamma_i$  until axiom 4 holds for the  $(i+1, N)$ -restriction while preserving axioms 1, 2 and 5. If they also maintain local Schur positivity (which implies axiom 3 for the  $(n, n)$ -restriction), then we may apply  $\varphi_{i+1}, \psi_{i+1}$ , and  $\gamma_{i+1}$  until axiom 4 holds for the  $(i+2, N)$ -restriction and then apply  $\varphi_{i+2}, \psi_{i+2}$ , and  $\gamma_{i+2}$  until axiom 4 holds for the  $(i+3, N)$ -restriction. At this point, by Theorem 5.27, we may apply  $\theta_i$  together with  $\varphi_{i+1}$  and  $\psi_{i+2}$  as needed until the  $(i+1, N)$ -restriction satisfies axiom 6, all while maintaining axioms 1, 2 and 5 as well as axioms 3 and 4 for the  $(i+3, N)$ -restriction.

Therefore, assuming that  $\varphi_i, \psi_i$  and  $\gamma_i$  maintain local Schur positivity, we may set  $\mathcal{G}_i$  to be the resulting graph, and the induction may proceed. However, this assumption is not necessarily true for edges higher than  $E_i$ . Therefore before this algorithm can be put into effect, we require a more careful analysis of these maps and how they affect local Schur positivity.

The following two conditions are essential properties for ensuring that there is a way to maintain LSP<sub>4</sub> for edges greater than  $i$ .

**Definition 5.28.** A signed, colored graph  $\mathcal{G}$  satisfying dual equivalence graph axioms 1, 2, 3 and 5 satisfies axiom 4' if the following conditions hold:

- (ax4'a) if  $w \in W_i(\mathcal{G})$  has a non-flat  $i-1$ -edge, then the components of  $E_{i-2} \cup E_{i-1}$  and  $E_{i-1} \cup E_i$  containing  $w$  have the same quasisymmetric functions in their degree 4 generating functions;
- (ax4'b) if  $x \in C_i(\mathcal{G})$  has  $i+1$ -type W and  $E_{i-2}(x)$  does not, then  $(E_{i-2}E_i)^m(x)$  has  $i+1$ -type W for all  $m \geq 1$  for which  $(E_{i-2}E_i)^{m-1}(x)$  admits an  $i$ -neighbor.

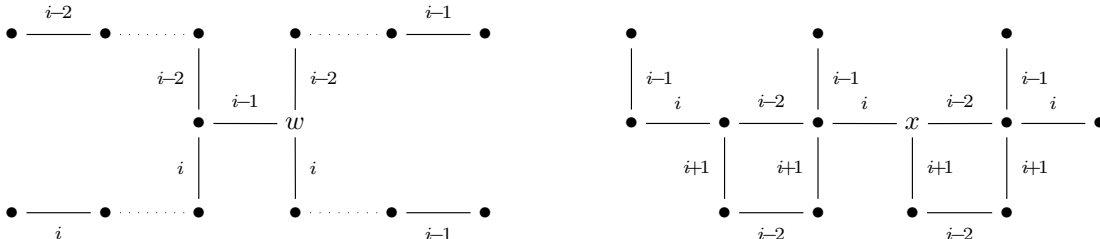


FIGURE 29. The cases forbidden by axiom 4'a (left) and 4'b (right).

The hypotheses of axiom 4'a ensure that both  $w$  and  $E_{i-1}(w)$  admit an  $i-2$ , an  $i-1$  and an  $i$ -neighbor. If  $E_{i-1} \cup E_i$  forms a closed loop through  $w$ , then each edge toggles  $\sigma_{i-2}$ . By axiom 2,  $E_i$  preserves  $\sigma_{i-3}$ . Since  $w$  admits an  $i-2$ -neighbor,  $E_i(w)$  does not. By axiom 2,  $E_{i-1}E_i(w)$  therefore admits an  $i-2$ -neighbor and the cycle continues so that  $(E_{i-1}E_i)^m(w)$  admits an  $i-2$ -neighbor and  $E_i(E_{i-1}E_i)^m(w)$  does not for all  $m > 0$ . By the assumption that the component is a loop, we must have  $w = (E_{i-1}E_i)^m(w)$  for some  $m > 0$ , so then  $E_i(w) = E_i(E_{i-1}E_i)^m(w)$  does not admit an  $i-2$ -neighbor. This contradiction works for  $E_{i-2} \cup E_{i-1}$  as well, therefore neither can be a loop. This leaves two ways to align the two-color strings sharing an  $E_{i-1}$  edge. One way results in the same degree 4 signatures while the other is given on the left side of Figure 29. Note that applying  $\varphi_{i-1}^w$  in this case breaks LSP<sub>4</sub>, if it held for the graph, for  $E_{i-1} \cup E_i$  and  $\varphi_i^w$  cannot be applied since the  $i-1$ -edge at  $w$  is not flat. Moreover, this is the only case where both maps fail.

The hypotheses of axiom 4'b ensure that both  $x$  and  $E_i(x)$  admit an  $i+1$ -neighbor (though  $E_{i+1}$  edges need not exist). By axioms 2 and 1, both  $E_{i-2}(x)$  and  $E_{i-2}(E_i(x))$  must admit an  $i+1$ -neighbor (again,  $E_{i+1}$  edges need not exist, though if they do, axiom 5 ensures the shown commutativity). The forbidden conclusion is that neither  $E_iE_{i-2}(x)$  nor  $E_iE_{i-2}(E_i(x))$  admits an  $i+1$ -neighbor as depicted on the right side of Figure 29. Note that applying  $\psi_i^x$  in this case breaks LSP<sub>4</sub>, if it held or the graph, for  $E_i \cup E_{i+1}$  and, even if  $E_{i+1}$  edges do not exist, fails axiom 3. Assuming  $E_{i+1}$  edges exist, applying  $\varphi_{i+1}^x$  breaks LSP<sub>4</sub>, if it held for the graph, for  $E_i \cup E_{i+1}$  across the  $E_{i-2}$  edges, which are part of the  $i+1$ -package of  $w$ . Again, this is the only case where both maps fail. See Appendix E for examples of locally Schur positive graphs satisfying axioms 1, 2, 3, 5 and exactly half of 4', neither of which has a Schur positive generating function.

**Definition 5.29.** A  $D$  graph is a locally Schur positive graph satisfying dual equivalence axioms 1, 2, 3 and 5 as well as axiom 4'.

Since axiom 4 implies axiom 4' (vacuously) and local Schur positivity,  $D$  graphs are a generalization of dual equivalence graphs. The following result show that the  $\mathcal{G}_{c,D}^{(k)}$  are further examples of  $D$  graphs. Two non-examples are given in Appendix E.

**Proposition 5.30.** For any content vector  $c$  and  $k$ -descent set  $D$ ,  $\mathcal{G}_{c,D}^{(k)}$  is a  $D$  graph.

*Proof.* By Proposition 4.6, we need only show that axiom 4' holds. Note that the conditions of axiom 4' are local; specifically they need only be tested for connected components of  $E_{i-2} \cup E_{i-1} \cup E_i$  with signatures  $\sigma_{i-3, \dots, i+1}$ . Recall from the proof of Proposition 4.6 that there are 25 non-isomorphic connected components of  $(V, \sigma, E_{i-2} \cup E_{i-1} \cup E_i)$  in  $\mathcal{G}_{c,D}^{(k)}$ , of which 18 are not dual equivalence graphs. Axiom 4'a can be directly checked on these cases. For axiom 4'b, we must first add all possible signatures  $\sigma_{i+1}$ . To do this, we may construct the 14 graph structures on permutations of length 5, as discussed in the proof of Proposition 4.6, and then check each 6 times corresponding to the six possible locations to insert a 6 in the permutations, thereby producing the possible signatures. Again, these computations can be done by hand or by computer (see Appendix F).  $\square$

Note that we now have the additional task of ensuring that all of the maps maintain axiom 4'.

**Lemma 5.31.** Let  $\mathcal{G}$  be a  $D$  graph of type  $(n, N)$  such that the  $(i, N)$ -restriction is a dual equivalence graph and the  $(i+3, N)$ -restriction satisfies dual equivalence axiom 4. For  $\mathcal{C}$  a negatively dominant restricted component,  $\theta_i^{\mathcal{C}}(\mathcal{G})$  vacuously satisfies axiom 4', and so is a  $D$  graph.

*Proof.* By Theorem 5.26, it suffices to show that axiom 4' is maintained. Since axiom 4 holds for the  $(i+3, N)$ -restriction of  $\mathcal{G}$ , even after applying  $\theta_i^{\mathcal{C}}$ , axiom 4'a is vacuously satisfied since only  $E_i \cup E_{i+1}$  strings have the potential not to appear in Figure 7. Similarly for axiom 4'b, the result for  $E_{i-2} \cup E_i$  vacuously follows from Proposition 5.25. For  $E_i \cup E_{i+2}$ , as before let  $\{w, x\}, \{u, v\} \in E_i(\mathcal{G})$  with  $\theta_i^{\mathcal{C}}(w) = u$  and  $\theta_i^{\mathcal{C}}(x) = v$ . Note that if  $w, x$  have  $i+2$ -type C, then any violation of axiom 4'b that occurs in  $\theta_i^{\mathcal{C}}(\mathcal{G})$  must also have existed in  $\mathcal{G}$ , which is not possible. Alternatively, if none of  $u, w, x, v$  has  $i+2$ -type C, then axiom 4'b is vacuously satisfied.  $\square$

**Lemma 5.32.** Let  $\mathcal{G}$  be a  $D$  graph such that the  $(i-2, N)$ -restriction of  $\mathcal{G}$  is a dual equivalence graph. For any  $w \in W_i^0(\mathcal{G})$  or  $x \in C_i^0(\mathcal{G})$ , if  $\varphi_i^w(\mathcal{G})$  or  $\psi_i^x(\mathcal{G})$  or  $\gamma_i^z(\mathcal{G})$  has LSP<sub>4</sub>, then  $\varphi_i^w(\mathcal{G})$  or  $\psi_i^x(\mathcal{G})$  or  $\gamma_i^z(\mathcal{G})$  maintains axiom 4', respectively.

*Proof.* For each map, there are three cases to consider for axiom 4'a:  $E_{i-2} \cup E_{i-1} \cup E_i$ ,  $E_{i-1} \cup E_i \cup E_{i+1}$ , and  $E_i \cup E_{i+1} \cup E_{i+2}$ . For the outer two cases, the middle edge of the left side of Figure 29 connecting to  $w$  remains unchanged along with all edges to the right or left of it. Thus, since  $\mathcal{G}$  is assumed to be locally Schur positive, the violation must have existed in  $\mathcal{G}$  as well, contradicting the assertion that  $\mathcal{G}$  is a D graph. For  $E_{i-1} \cup E_i \cup E_{i+1}$ , the same argument applies if the map creates any but the middle  $i$ -edge. If the middle  $i$ -edge is newly created, then by local Schur positivity of  $\mathcal{G}$ ,  $w$  must still have  $i$ -type W and a nonflat  $i$ -edge, thus ensuring a violation of axiom 4'a already existed in  $\mathcal{G}$ . Therefore none of the maps can create a new violation of axiom 4'a.

There are two cases to consider for axiom 4'b:  $E_{i-2} \cup E_i$  and  $E_i \cup E_{i+2}$ . Similar to the analysis for axiom 4'a, the latter case is easily resolved by axiom 2 since all edges involved in an application of  $\varphi_i^w$  or  $\psi_i^x$  or  $\gamma_i^z$  preserve  $\sigma_{i+2, i+3}$ . Thus any violation after applying either map must have already existed in  $\mathcal{G}$ . Any violation of axiom 4'b for  $E_{i-2} \cup E_i$  created by  $\psi_i^x$  or  $\gamma_i^z$  must have existed already in  $\mathcal{G}$ , so we consider how  $\varphi_i^w$  might result in a component as depicted in the right side of Figure 29. There are three  $i$ -edges that could have resulted from  $\varphi_i^w$ .

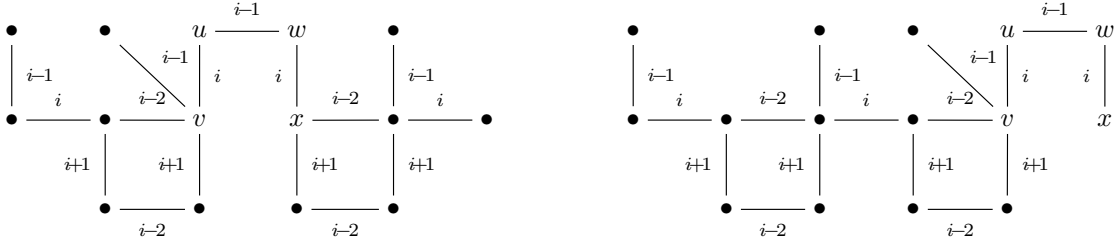


FIGURE 30. An illustration of how  $\varphi_i^w$  might result in a violation of axiom 4'b.

For the middle edge, let  $x, w, u, v$  be as depicted in Figure 30. By axiom 2 and the fact that the  $i$ -edge between  $u$  and  $v$  is not flat,  $u$  has no  $i-2$ -neighbor since  $v$  does. By axiom 2 again,  $w$  must admit an  $i-2$ -neighbor. Since  $x$  also admits an  $i-2$ -neighbor, the  $i$ -edge between  $w$  and  $x$  must be flat by axiom 3. Now for  $i+1$ -neighbors, by axiom 2,  $\sigma(u)_{i+1} = \sigma(w)_{i+1}$  and, by axiom 1,  $\sigma(u)_i = -\sigma(w)_i$ . Therefore exactly one of  $u$  and  $w$  admits an  $i+1$ -neighbor, so we consider each case in turn. If  $w$  admits an  $i+1$ -neighbor, then the  $i$ -edge between  $w$  and  $x$  is the middle edge in a violation of axiom 4'b for  $E_{i-2} \cup E_i$  in  $\mathcal{G}$ , a contradiction. Alternatively, if  $u$  admits an  $i+1$ -neighbor, then by axiom 4'a for  $E_{i-1} \cup E_i \cup E_{i+1}$  in  $\mathcal{G}$ , following the  $E_i \cup E_{i+1}$  string from  $u$  through  $v$  and onwards must terminate in an  $i$ -edge. In particular,  $E_{i+1}(v)$  admits an  $i$ -neighbor, say  $z = E_i E_{i+1}(v)$ . Axioms 2 and 3 ensure that both  $v$  and  $z$  admit an  $i-1$ -neighbor while  $E_{i+1}(v) = E_i(z)$  does not. Moreover, all of  $v, E_{i+1}(v) = E_i(z)$  and  $z$  admit an  $i-2$ -neighbor. In particular, the  $i$ -edge between  $E_i(z)$  and  $z$  is flat, and, since  $E_i(z)$  does not admit an  $i-1$ -neighbor, neither  $E_i(z)$  nor  $E_{i-2} E_i(z)$  has  $i-1$ -type W. Therefore by axioms 2 and 3,  $E_{i-2} E_i(z)$  admits an  $i$ -neighbor. By axiom 5,  $E_{i-2} E_{i+1}(v) = E_{i+1} E_{i-2}(v)$ , and the assumption on  $\mathcal{G}$  is that  $E_i E_{i-2}(v)$  does not admit an  $i+1$ -neighbor. Therefore by local Schur positivity of  $E_i \cup E_{i+1}$  in  $\mathcal{G}$ , the  $E_i \cup E_{i+1}$  string beginning at  $E_i E_{i-2}(v)$  ends with an  $i+1$ -edge. In particular, this implies  $E_i E_{i-2} E_i(z)$  admit an  $i+1$ -neighbor. At long last, this creates a violation of axiom 4'b in  $\mathcal{G}$ , another contradiction.

For the right edge, again let  $x, w, u, v$  be as depicted. By assumption  $x$  does not admit an  $i+1$ -neighbor, so by axiom 2,  $w$  must. By axioms 1 and 2, this ensures that  $u$  does not admit an  $i+1$ -neighbor. Therefore the  $i$ -edge between  $v$  and  $u$  is the right edge in a violation of axiom 4'b in  $\mathcal{G}$ . The case for left edge is similarly resolved.  $\square$

With axiom 4' resolved, we now aim to understand when  $\varphi_i$  or  $\psi_i$  breaks local Schur positivity.

Note that the proof of Lemma 5.16 for  $\psi_i^x$  did not use the stronger hypothesis that the  $(i, i+1)$ -restriction of the graph satisfied axiom 4, only that it has  $\text{LSP}_4$ . However, the proof for  $\varphi_i^w$  relied strongly on the stronger hypothesis. While  $\varphi_i^w$  will not always preserve  $\text{LSP}_4$  in this more general setting, there is always a choice of  $w$  such that it does.

**Lemma 5.33.** *Let  $\mathcal{G}$  be a D graph such that the  $(i-2, N)$ -restriction of  $\mathcal{G}$  is a dual equivalence graph. For any  $w \in W_i^0(\mathcal{G})$ , if some connected component of  $E_{i-1} \cup E_i$  in  $\varphi_i^w(\mathcal{G})$  is not locally Schur*

positive, then  $z \in W_i(\mathcal{G})$  for  $z = E_{i-3}(w)$  or  $E_{i-3}E_{i-1}(w)$  and connected components of  $E_{i-1} \cup E_i$  are locally Schur positive in both  $\varphi_i^z(\mathcal{G})$  and  $\varphi_i^w(\varphi_i^z(\mathcal{G}))$ .

*Proof.* For vertices  $v$  such that neither  $v$  nor  $\varphi_i(v)$  lies on the  $i$ -package of  $w$  or  $E_i(w)$ , the result follows from the hypotheses on  $\mathcal{G}$ . By the symmetry between  $w$  and  $E_{i-1}(w)$ , we consider only those vertices on the  $i$ -packages of  $w$  and  $x = E_i(w)$ .

The result is immediate for  $w$  and  $u = \varphi_i^w(w)$ , since the degree 4 generating function is  $s_{(2,2)}$ , and so the result also follows for  $x$  and  $v = \varphi_i^w(x)$  since  $\mathcal{G}$  is locally Schur positive. By axiom 2, both  $\sigma_{i-2}$  and  $\sigma_{i-1}$  are constant on  $E_2 \cup \dots \cup E_{i-4} \cup E_{i+3} \cup \dots \cup E_{n-1}$ , and by axiom 5, those edges all commute with  $E_{i-1}$  and  $E_i$ . Therefore we need only show the result across  $E_{i-3}$  edges. By dual equivalence axiom 6, we can reach any vertex on the  $i$ -package of a given vertex by crossing at most one  $i-3$ -edge, so we need only prove the result for vertices on the connected component of  $E_{i-3} \cup E_{i-1} \cup E_i$  containing  $w$ .

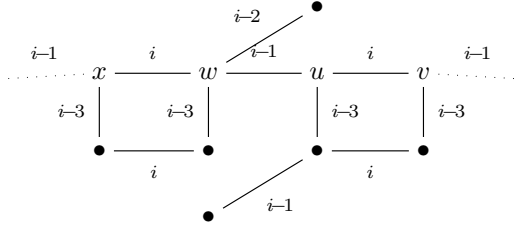


FIGURE 31. Forced  $E_{i-1}$  edges on a component of  $W_i(\mathcal{G}) \cap (E_{i-3} \cup E_{i-1} \cup E_i)$ .

By Lemma 5.8, the  $i$ -packages of  $x, w, u$  and  $v$  are all isomorphic, and so one of  $x, w, u, v$  admits an  $i-3$ -neighbor if and only if they all do. Assume they all admit an  $i-3$ -neighbor. By axiom 5,  $E_{i-3}(x) = E_i E_{i-3}(w)$  and  $E_{i-3}(v) = E_i E_{i-3}(u)$ , as shown in Figure 31. Since  $\sigma_i(w)_{i-3} = \sigma_i(u)_{i-3}$ , by axioms 1 and 2, exactly one of  $w$  and  $u$  admits an  $i-2$ -neighbor. Since both  $w, u \in W_i(\mathcal{G})$ , we may assume  $w$  admits an  $i-2$ -neighbor and  $u$  does not. By axiom 1, this means  $\sigma(u)_{i-3} = \sigma(w)_{i-2}$ , and so by axiom 3 for  $\mathcal{G}$ ,  $\sigma(u)_{i-2} = \sigma(E_{i-3}(u))_{i-2}$ . By axiom 2,  $\sigma(u)_{i-1} = \sigma(E_{i-3}(u))_{i-1}$ , and so  $E_{i-3}(u)$  must also admit an  $i-1$ -neighbor. Therefore we have the situation depicted in Figure 31.

We claim that if neither  $E_{i-3}(w)$  nor  $E_{i-3}(u)$  lies in  $W_i(\mathcal{G})$ , then connected components of  $E_{i-1} \cup E_i$  in  $\varphi_i^w(\mathcal{G})$  are locally Schur positive. If either  $E_{i-1}(E_{i-3}(w)) = E_{i-3}(x)$  or  $E_{i-1}(E_{i-3}(u)) = E_{i-3}(v)$ , then applying  $\varphi_i^w$  results in all four of  $E_{i-3}(x), E_{i-3}(w), E_{i-3}(u)$  and  $E_{i-3}(v)$  lying on the same connected component of  $E_{i-1} \cup E_i$ , making the component the union of two locally Schur positive components. This proves the latter assertion of the proposition: once  $\varphi_i^{E_{i-3}(w)}$  and  $\varphi_i^{E_{i-3}(u)}$  have been applied,  $\varphi_i^w$  preserves local Schur positivity.

Note that  $E_{i-3}(w)$  admits an  $i-1$ -neighbor if and only if  $E_{i-3}(w)$  has  $i-1$ -type C and lies in  $C_{i-1}(\mathcal{G})$ . In this case,  $E_{i-3}(w)$  must have  $i$ -type W by axiom 4'b. Then local Schur positivity would fail only in the situation depicted on the left in Figure 32. In the alternative case,  $E_{i-3}(w)$  does not admit an  $i-1$ -neighbor, so by axiom 2,  $E_{i-3}(x)$  does. Since  $u$  has no  $i-2$ -neighbor, axiom 3 ensures that  $\sigma(u)_{i-2} = \sigma(E_{i-3}(u))_{i-2}$ , so  $E_{i-3}(w)$  admits an  $i-1$ -neighbor. If  $E_{i-3}(u)$  does not have  $i$ -type W, then local Schur positivity is preserved. In fact, local Schur positivity would fail only in the situation depicted on the right in Figure 32. The claim having been proved, we now address these two cases.

For the left hand side, we assume that  $E_{i-3}(x)$  does not admit an  $i-1$ -neighbor, and so, by axiom 3,  $E_{i-3}(w)$  must. By earlier remarks, this implies that  $E_{i-3}(w)$  must have  $i$ -type W, and by the local Schur positivity of  $\mathcal{G}$ , the connected component of  $E_{i-1} \cup E_i$  containing  $E_{i-3}(x)$  and  $E_{i-3}(w)$  must be as depicted. Since  $w$  admits an  $i-2$ -neighbor and has  $i-1$ -type C,  $E_{i-3}(w)$  does not admit an  $i-2$ -neighbor. By axiom 3 and the fact that  $E_{i-3}(x)$  does not admit an  $i-1$ -neighbor,  $\sigma(E_{i-3}(w))_{i-2} = \sigma(E_{i-3}(x))_{i-2}$ , and so, by axiom 1,  $E_{i-3}(x)$  must also not admit an  $i-2$ -neighbor. By axiom 3, this means  $x$  must admit an  $i-2$ -neighbor. Now since both  $x$  and  $w$  admit  $i-2$ -neighbors, by axiom 1, we have  $\sigma(w)_{i-2} = \sigma(x)_{i-2}$ , and so  $x$  does not admit an  $i-1$ -neighbor. Moving down



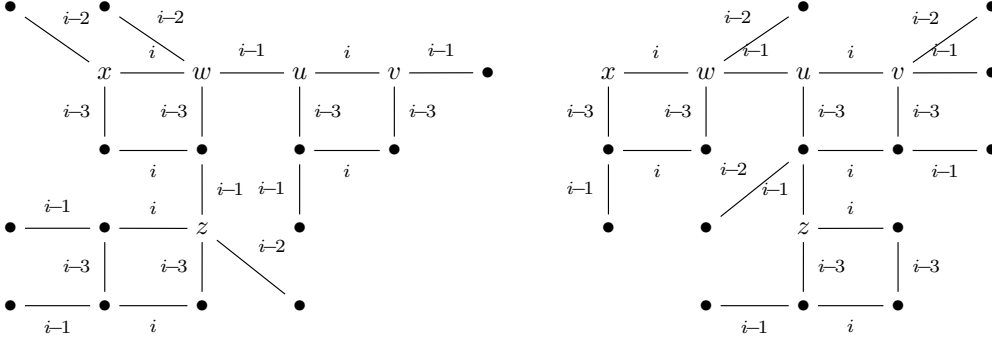


FIGURE 32. The two possible scenarios where  $\varphi_i^w$  breaks the local Schur positivity of  $E_{i-1} \cup E_i$ . The resolution is to apply  $\varphi_i^z$  first.

the diagram, since  $E_{i-3}(w)$  does not admit an  $i-2$ -neighbor,  $z$  must admit an  $i-2$ -neighbor and an  $i-3$ -neighbor by axiom 3. By axiom 2,  $E_i(z)$  must also admit an  $i-2$ -neighbor, and by axiom 5,  $E_{i-3}E_i(z) = E_iE_{i-3}(z)$ . Since both  $z$  and  $E_i(z)$  admit an  $i-1$ -neighbor,  $E_i(z)$  cannot admit an  $i-2$ -neighbor. Therefore axiom 3 ensures that since  $E_i(z)$  admits an  $i-1$ -neighbor, so does  $E_{i-3}E_i(z)$ . Finally, if  $E_{i-3}(z)$  admits an  $i-1$ -neighbor, then both  $z$  and  $E_{i-3}(z)$  must have  $i-1$ -type C, and so by axiom 4'b,  $E_{i-3}(z)$  must have  $i$ -type W. Therefore if  $E_{i-3}(z)$  admits an  $i-1$ -neighbor, then  $E_{i-1}E_{i-3}(z)$  admits an  $i$ -neighbor. Whether this is the case or not, applying  $\varphi_i^{E_{i-3}(w)} = \varphi_i^z$  is seen to preserve local Schur positivity across the  $E_{i-3}$  edges, thereby resolving this case. A similar analysis and diagram chase resolves the righthand side.  $\square$

We now conclude that  $\varphi_i^w$ ,  $\psi_i^x$  and  $\gamma_i^z$  all preserve the local Schur positivity of connected components of  $E_{i-1} \cup E_i$ . However, this is not enough to conclude that  $\text{LSP}_4$  is preserved since connected components of  $E_i \cup E_{i+1}$  might be, and often are, disconnected in non-Schur positive ways. Therefore we must resolve local Schur positivity for  $E_i \cup E_{i+1}$ ,  $E_{i-1} \cup E_i \cup E_{i+1}$  and  $E_i \cup E_{i+1} \cup E_{i+2}$  when applying these maps.

We first address the case of  $E_i \cup E_{i+1}$ . While neither  $\varphi_i^w$  nor  $\psi_i^x$  necessarily maintains local Schur positivity for this case, by first applying  $\varphi_{i+1}^z$  for a cleverly selected  $z \in W_{i+1}^0(\mathcal{G})$ , connected components of  $E_i \cup E_{i+1}$  do remain locally Schur positive.

**Lemma 5.34.** *Let  $\mathcal{G}$  be a  $D$  graph and the  $(i-1, N)$ -restriction of  $\mathcal{G}$  a dual equivalence graph.*

- (1) *For any  $w \in W_i^0(\mathcal{G})$ , if some connected component of  $E_i \cup E_{i+1}$  in  $\varphi_i^w(\mathcal{G})$  is not locally Schur positive, then  $w \in W_{i+1}^0(\mathcal{G})$  and connected components of  $E_i \cup E_{i+1}$  are locally Schur positive in both  $\varphi_{i+1}^w(\mathcal{G})$  and  $\varphi_i^w(\varphi_{i+1}^w(\mathcal{G}))$ .*
- (2) *For any  $x \in C_i^0(\mathcal{G})$ , if there is a connected component of  $E_i \cup E_{i+1}$  in  $\psi_i^x(\mathcal{G})$  that is not locally Schur positive, then for  $z = E_{i-2}(x)$  or  $E_{i-2}E_i(x)$ , we have  $z \in W_{i+1}^0(\mathcal{G})$  and connected components of  $E_i \cup E_{i+1}$  are locally Schur positive in both  $\varphi_{i+1}^z(\mathcal{G})$  and  $\psi_i^x(\varphi_{i+1}^z(\mathcal{G}))$ .*

*In particular, if  $\varphi_i^w$  or  $\psi_i^x$  breaks the local Schur positivity of  $E_i \cup E_{i+1}$ , then it can be restored with  $\varphi_{i+1}^u$  for some  $u \in W_{i+1}^0(\mathcal{G})$ .*

*Proof.* We begin with  $\varphi_i^w$ . We need only be concerned with vertices on the  $i$ -packages of  $w$  and  $E_i(w)$ . Keeping the notation from before, let  $x = E_i(w)$ ,  $u = E_{i-1}(w)$ , and  $v = E_i(u) = E_i(E_{i-1}(w))$ .

By axioms 2 and 5, both  $E_{i-1}$  and  $E_i$  commute with  $E_h$  for  $h \geq i+3$ . Therefore any vertex connected component of  $E_{i+3} \cup \dots \cup E_{n-1}$  containing  $w$  or  $u$  also lies in  $W_i^0(\mathcal{G})$ . Similarly, both  $E_i$  and  $E_{i+1}$  commute with  $E_h$  for  $h \leq i-3$ , and  $\sigma_i$  and  $\sigma_{i+1}$  are constant on  $E_2 \cup \dots \cup E_{i-3}$ . Therefore if the result holds for some  $x, w, u$  and  $v$ , then it holds for any vertex on the connected component of  $E_2 \cup \dots \cup E_{i-3}$  containing those vertices. Therefore it suffices to prove the result for  $x, w, u$  and  $v$ .

Since  $w \in W_i^0(\mathcal{G})$ ,  $\sigma(w)_i = -\sigma(u)_i$  and, by axiom 2,  $\sigma(w)_{i+1} = \sigma(u)_{i+1}$ , so exactly one of  $w$  and  $u = \varphi_i(w)$  admits an  $i+1$ -neighbor. Since both  $w, u \in W_i^0(\mathcal{G})$ , we may assume  $w$  admits an  $i+1$ -neighbor and  $u$  does not. By axiom 3 for  $\mathcal{G}$ ,  $v$  must admit an  $i+1$ -neighbor since  $u$  does not. We now have the situation depicted in Figure 33.

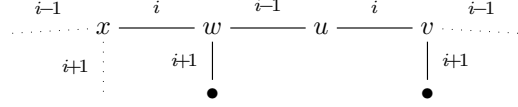


FIGURE 33. Forced  $E_{i+1}$  edges on a component of  $W_i(\mathcal{G}) \cap (E_{i-1} \cup E_i)$ , with possible edges indicated by dotted lines.

If  $x$  does not admit an  $i+1$ -neighbor, then the connected components of  $E_i \cup E_{i+1}$  remain locally Schur positive in  $\varphi_i^w(\mathcal{G})$ , so assume it does. In particular, this implies  $w \in W_{i+1}(\mathcal{G})$ . If  $x$  admits an  $i-1$ -neighbor, then by axiom 2,  $E_{i-1}(x)$  does not admit an  $i+1$ -neighbor. If  $E_{i-1}(x)$  admits an  $i$ -neighbor, then by axiom 2,  $E_i E_{i-1}(x)$  admits an  $i+1$ -neighbor. Continuing along an alternating chain of  $E_{i-1}$  followed by  $E_i$  edges from  $x$ , every other vertex admits an  $i+1$ -neighbor. Similarly, continuing along an alternating chain of  $E_{i-1}$  followed by  $E_i$  edges from  $v$ , every other vertex admits an  $i+1$ -neighbor. If these two alternating chains form a closed loop, then  $x = E_{i-1}(E_i E_{i-1})^m(v)$  does not admit an  $i+1$ -neighbor. A similar contraction arises if the connected component of  $E_i \cup E_{i+1}$  containing  $w$  and  $x$  is a loop, so assume that neither is.

By local Schur positivity, since  $u$  does not admit an  $i+1$ -neighbor, the  $E_i \cup E_{i+1}$  chain starting at  $u$  must end with an  $E_{i+1}$  edge. If the  $E_i \cup E_{i+1}$  passing from  $w$  through  $x$  and continuing on ends in an  $E_i$  edge, then local Schur positivity is maintained in  $\varphi_i^w(\mathcal{G})$ . In the alternative case, axiom 4'a ensures that the  $E_{i-1} \cup E_i$  chain passing from  $w$  through  $x$  and continuing on must end in an  $E_i$  edge. Moreover, since the vertices along this chain alternate in whether or not they admit an  $i+1$ -neighbor, for any vertex  $z$  along this chain, we may apply  $\varphi_i^z(\mathcal{G})$  while maintaining local Schur positivity for  $E_i \cup E_{i+1}$ . Therefore we may assume that  $x$  is the endpoint of this chain, i.e.  $x$  does not admit an  $i-1$ -neighbor. This means the  $i$ -edge between  $x$  and  $w$  is flat, so  $w \in W_{i+1}^0(\mathcal{G})$  and  $\varphi_{i+1}^w$  may be applied after which  $E_{i+1}(x) = E_i(x) = w$ , so  $\varphi_i^w$  will then preserve local Schur positivity of  $E_i \cup E_{i+1}$ .

Next we consider  $\psi_i^x$ . For vertices  $v$  such that neither  $v$  nor  $\psi_i^x(v)$  lies on the  $i$ -package of  $E_{i-2}(x)$  or  $E_i E_{i-2}(x)$ , all results follow from the hypotheses on  $\mathcal{G}$ . To ease notation, let  $u = (E_{i-1} E_{i-2})^m E_i(x)$ ,  $w = E_{i-2}(x)$ , and  $v = E_{i-2}(u)$ . By axiom 2, both  $E_{i-2}$  and  $E_{i-1}$  preserve  $\sigma_{i+1}$ , so  $\sigma(x)_{i+1} = -\sigma(u)_{i+1}$  if and only if  $x$  has  $i+1$ -type W. By axiom 4'b, this implies that  $w$  also has  $i+1$ -type W, in which case both  $w$  and  $E_i(w)$  admit an  $i+1$ -neighbor thereby ensuring axiom 3 is preserved. To see the ways in which local Schur positivity may fail, we revisit Figure 32, and note that this figure is precisely an instance where  $\varphi_{i-1}$  is applicable. The resolution therefore is to apply  $\varphi_{i+1}^v$  and  $\varphi_{i+1}^w$  as needed before proceeding with  $\psi_i^x$ . This result extends along  $E_{i+3} \cup \dots \cup E_{n-1}$  by the commutativity of  $E_{i-2} \cup E_i$  ensured by axioms 2 and 5, and it extends along  $E_2 \cup \dots \cup E_{i-3}$  by the commutativity of  $E_i \cup E_{i+1}$  ensured by axioms 2 and 5.  $\square$

Note that even when  $\varphi_i^w$  or  $\psi_i^x$  breaks local Schur positivity, axiom 3 is still maintained.

Next, we consider the cases necessary to establish degree 5 local Schur positivity. The key idea is that if there is an alternative path between two vertices connected by an  $i$ -edge that gets deleted by the map, then the component remains connected after applying the map.

**Lemma 5.35.** *Let  $\mathcal{G}$  be a  $D$  graph and the  $(i-1, N)$ -restriction of  $\mathcal{G}$  a dual equivalence graph.*

- (1) *For any  $w \in W_i^0(\mathcal{G})$ , if there is a connected component of  $E_{i-1} \cup E_i \cup E_{i+1}$  in  $\varphi_i^w(\mathcal{G})$  that is not locally Schur positive, then either  $u \in W_{i+1}^0(\mathcal{G})$  for  $u = w$  or  $E_{i-1}(w)$  such that connected components of  $E_{i-1} \cup E_i \cup E_{i+1}$  are locally Schur positive in both  $\varphi_{i+1}^u(\mathcal{G})$  and  $\varphi_i^w(\varphi_{i+1}^u(\mathcal{G}))$ , or there exists  $z \in C_{i+1}^0(\mathcal{G})$  such that connected components of  $E_{i-1} \cup E_i \cup E_{i+1}$  are locally Schur positive in both  $\psi_{i+1}^z(\mathcal{G})$  and  $\varphi_i^w(\psi_{i+1}^z(\mathcal{G}))$ .*
- (2) *For any  $x \in C_i^0(\mathcal{G})$ , if there is a connected component of  $E_{i-1} \cup E_i \cup E_{i+1}$  in  $\psi_i^x(\mathcal{G})$  that is not locally Schur positive, then there exists  $z \in W_{i+1}^0(\mathcal{G})$  such that connected components of  $E_{i-1} \cup E_i \cup E_{i+1}$  are locally Schur positive in both  $\varphi_{i+1}^z(\mathcal{G})$  and  $\psi_i^x(\varphi_{i+1}^z(\mathcal{G}))$ .*

*In particular, if  $\varphi_i^w$  or  $\psi_i^x$  breaks the local Schur positivity of  $E_{i-1} \cup E_i \cup E_{i+1}$ , then it can be restored with either  $\varphi_{i+1}^u$  or  $\psi_{i+1}^z$  for some  $u \in W_{i+1}^0(\mathcal{G})$  or  $z \in C_{i+1}^0(\mathcal{G})$ .*

*Proof.* We begin with  $\varphi_i^w$ . As depicted in Figure 33, let  $x = E_i(w)$  and  $u = E_{i-1}(w)$ . Similar to the discussion in Lemma 5.34, exactly one of  $w$  and  $u$  admits an  $i+1$ -neighbor, so without loss of generality assume  $w$  does and  $u$  does not. If  $w \in W_{i+1}(\mathcal{G})$ , then by the same analysis as in Lemma 5.34,  $w \in W_{i+1}^0(\mathcal{G})$  and applying  $\varphi_{i+1}^w$  results in an alternative path from  $w$  to  $x$  via  $E_{i+1}$ . Therefore a subsequent application of  $\varphi_i^w$  does not disconnect the component of  $E_{i-1} \cup E_i \cup E_{i+1}$ , thereby ensuring it remains locally Schur positive. Alternatively, if  $w \notin W_{i+1}(\mathcal{G})$ , then letting  $z = E_{i+1}(w)$ ,  $z$  must admit an  $i-1$ -neighbor and no  $i$ -neighbor. Following the  $E_{i-1} \cup E_i$  string from  $x$  through  $w$  and onwards results in a vertex  $v$  admitting both an  $i$ -neighbor and an  $i-1$ -neighbor but not having  $i$ -type W. Therefore  $E_{i-1}(v)$  will not admit an  $i$ -neighbor. Since the edges along the string toggle  $E_{i+1}$  by axioms 2 and 3,  $v$  must admit an  $i+1$ -neighbor and so, too, must  $E_{i-1}(v)$ . Therefore  $z \in C_{i+1}^0(\mathcal{G})$  with  $m > 0$ , and applying  $\psi_{i+1}^z$  results in an alternative path from  $w$  to  $v$ . See, e.g. Figure 34. Once again, a subsequent application of  $\varphi_i^w$  does not disconnect the component of  $E_{i-1} \cup E_i \cup E_{i+1}$ , thereby ensuring it remains locally Schur positive.

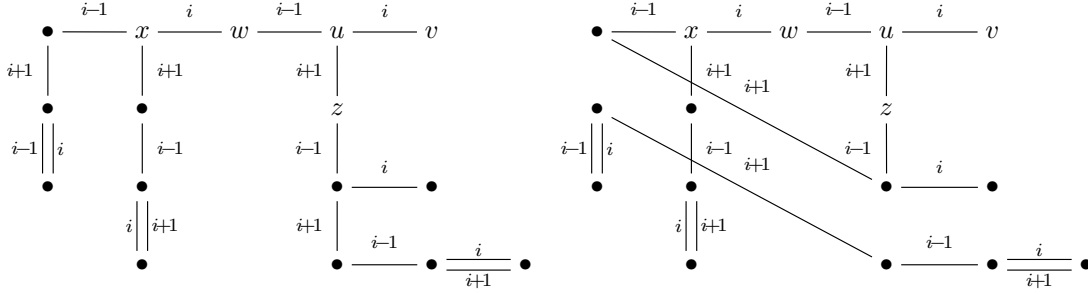


FIGURE 34. Scenario where  $\varphi_i^w$  breaks local Schur positivity of  $E_{i-1} \cup E_i \cup E_{i+1}$  (left), and the solution by applying  $\psi_{i+1}^z$  first (right).

For  $\psi_i^x$ , the situation is simpler. As usual, let  $u = (E_{i-1}E_{i-2})^m E_i(x)$ , and let  $w = E_{i-2}(x)$  and  $v = E_{i-2}(u)$ . If either  $w$  or  $v$  has  $i+1$ -type W, then applying  $\varphi_{i+1}$  at that vertex creates an alternative path via  $E_{i+1}$  for the  $i$ -edge at that vertex, and so a subsequent application of  $\psi_i^x$  does not disconnect the component of  $E_{i-1} \cup E_i \cup E_{i+1}$ . If  $x$  has  $i+1$ -type W, then by axiom 4'b, so must at least one of  $w$  or  $v$ , so the same solution applies. Therefore we may assume that none of  $w, v, x$  has  $i+1$ -type W. In this case, exactly one of  $x$  and  $u$  admits an  $i+1$ -neighbor, so assume  $x$  does and  $u$  does not. By axiom 2, this implies that  $w$  admits an  $i+1$ -neighbor and  $v$  does not. Since neither has  $i+1$ -type W, we conclude that  $E_i(w)$  does not admit an  $i+1$ -neighbor while  $E_i(v)$  does. Following  $i-1$ -neighbors in the same way, both  $v$  and  $E_i(w)$  admit an  $i$ -edge but not  $i-1$ -neighbor nor an  $i+1$ -neighbor. Therefore applying  $\psi_i^x$  does not change the quasisymmetric functions associated to either component of  $E_{i-1} \cup E_i \cup E_{i+1}$  containing  $v$  or  $w$ . Hence local Schur positivity of  $E_{i-1} \cup E_i \cup E_{i+1}$  is once again maintained.  $\square$

**Lemma 5.36.** *Let  $\mathcal{G}$  be a  $D$  graph and the  $(i-1, N)$ -restriction of  $\mathcal{G}$  a dual equivalence graph.*

- (1) *For any  $w \in W_i^0(\mathcal{G})$ , if there is a connected component of  $E_i \cup E_{i+1} \cup E_{i+2}$  in  $\varphi_i^w(\mathcal{G})$  that is not locally Schur positive, then either there exists  $u \in W_{i+1}^0(\mathcal{G})$  such that connected components of  $E_i \cup E_{i+1} \cup E_{i+2}$  are locally Schur positive in both  $\varphi_{i+1}^u(\mathcal{G})$  and  $\varphi_i^w(\varphi_{i+1}^u(\mathcal{G}))$ , or there exists  $z \in C_{i+2}^0(\mathcal{G})$  such that connected components of  $E_i \cup E_{i+1} \cup E_{i+2}$  are locally Schur positive in both  $\psi_{i+2}^z(\mathcal{G})$  and  $\varphi_i^w(\psi_{i+2}^z(\mathcal{G}))$ .*
- (2) *For any  $x \in C_i^0(\mathcal{G})$ , if there is a connected component of  $E_i \cup E_{i+1} \cup E_{i+2}$  in  $\psi_i^x(\mathcal{G})$  that is not locally Schur positive, then either there exists  $u \in W_{i+1}^0(\mathcal{G})$  such that connected components of  $E_i \cup E_{i+1} \cup E_{i+2}$  are locally Schur positive in both  $\varphi_{i+1}^u(\mathcal{G})$  and  $\psi_i^x(\varphi_{i+1}^u(\mathcal{G}))$ , or there exists  $z \in C_{i+2}^0(\mathcal{G})$  such that connected components of  $E_i \cup E_{i+1} \cup E_{i+2}$  are locally Schur positive in both  $\psi_{i+2}^z(\mathcal{G})$  and  $\psi_i^x(\psi_{i+2}^z(\mathcal{G}))$ .*

*In particular, if  $\varphi_i^w$  or  $\psi_i^x$  breaks the local Schur positivity of  $E_i \cup E_{i+1} \cup E_{i+2}$ , then it can be restored with either  $\varphi_{i+1}^u$  or  $\psi_{i+2}^z$  for some  $u \in W_{i+1}^0(\mathcal{G})$  or  $z \in C_{i+2}^0(\mathcal{G})$ .*

*Proof.* We begin with  $\varphi_i^w$ . Keeping notation from before, exactly one of  $w$  or  $u$  admits an  $i+1$ -neighbor, so assume  $u$  does and  $w$  does not. By axiom 3,  $x$  admits an  $i+1$ -neighbor since  $w$  does not. By axiom 2,  $\sigma(w)_{i+1,i+2} = \sigma(u)_{i+1,i+2}$ , so  $w$  admits an  $i+2$ -neighbor if and only if  $u$  admits an  $i+2$ -neighbor, and, if so, by axiom 5,  $E_{i-1}E_{i+2}(w) = E_{i+2}(u)$ . Since  $w$  does not admit an  $i+1$ -neighbor, by axioms 1 and 3,  $\sigma(w)_{i+1} = \sigma(x)_{i+1}$ , and by axiom 2,  $\sigma(w)_{i+2} = \sigma(x)_{i+2}$ . In particular,  $x$  admits an  $i+2$ -neighbor if and only if  $w$  admits an  $i+2$ -neighbor. As before, if  $u$  has  $i+1$ -type W, then we may apply  $\varphi_{i+1}^w$ , thereby creating an alternative path. Therefore assume  $u$  does not have  $i+1$ -type W, and so by axiom 2,  $v$  does not admit an  $i+1$ -neighbor and  $v$  admits an  $i+2$ -neighbor if and only if  $u$  admits an  $i+2$ -neighbor. Thus consider the two cases based on whether all or none of  $x, w, u, v$  admit an  $i+2$ -neighbor.

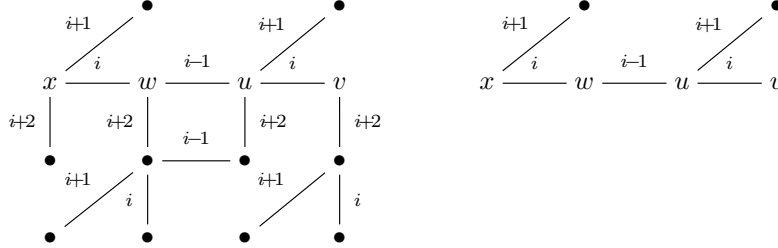


FIGURE 35. The two possibilities of  $E_{i+1} \cup E_{i+2}$  on a component of  $W_i(\mathcal{G}) \cap (E_{i-1} \cup E_i)$ .

If  $x, w, u, v$  all admit an  $i+2$ -neighbor, then we have the case depicted in the left side of Figure 35. If both  $E_{i+2}(w)$  and  $E_{i+2}(v)$  have  $i+1$ -type W, then applying  $\varphi_{i+1}$  to both results in terminal pieces of  $E_i \cup E_{i+1} \cup E_{i+2}$ . In this case, the quasisymmetric expansion of the components remains unchanged after applying  $\varphi_i^w$ . On the other hand, if one of them does not have  $i+1$ -type W, then  $\psi_{i+2}$  applies, creating an alternative path so that a subsequent application of  $\varphi_i^w$  does not separate the components of  $E_i \cup E_{i+1} \cup E_{i+2}$ . Hence local Schur positivity can always be maintained in this case. Alternately, if none of  $x, w, u, v$  admits an  $i+2$ -neighbor, then we have the case depicted in the right side of Figure 35. In this case, both  $w$  and  $v$  are  $i+2$ -type A extremal points of a component of  $E_i \cup E_{i+1} \cup E_{i+2}$ , so the quasisymmetric expansion of the components remains unchanged after applying  $\varphi_i^w$ . Therefore local Schur positivity is again maintained.

The case for  $\psi_i^x$  is not dissimilar. As usual, let  $u = (E_{i-1}E_{i-2})^m E_i(x)$ , and set  $w = E_{i-2}(x)$  and  $v = E_{i-2}(u)$ . As in the previous lemma, if any of  $v, x, u$  has  $i+1$ -type W, then  $\varphi_{i+1}$  creates the desired alternative path. Therefore assume none does, and so  $x$  admits an  $i+2$ -neighbor if and only if  $u$  does, and by axiom 2,  $w$  admits an  $i+2$ -neighbor if and only if  $x$  does and similarly for  $v$  and  $u$ . Therefore there are two cases to consider, either they all admit  $i+2$ -neighbors or none of them does. If none does, then both  $v$  and  $E_i(w)$  are  $i+2$ -type A terminal vertices for the component of  $E_i \cup E_{i+1} \cup E_{i+2}$ , so the quasisymmetric expansion of the components remains unchanged after applying  $\psi_i^x$ . If they all admit  $i+2$ -neighbors, then  $v \in C_{i+2}^0(\mathcal{G})$ , and applying  $\psi_{i+2}^v$  creates the desired alternative path so that a subsequent application of  $\psi_i^x$  does not separate components of  $E_i \cup E_{i+1} \cup E_{i+2}$ . Once again, local Schur positivity of  $E_i \cup E_{i+1} \cup E_{i+2}$  can always be maintained.  $\square$

Lemmas 5.33, 5.34, 5.35 and 5.36 determine when local Schur positivity is maintained by  $\varphi$  and  $\psi$ . For our purposes, however, it is more prudent to use them to understand how local Schur positivity can be *restored* after applying these maps..

**Theorem 5.37.** *Let  $\mathcal{H}$  be a  $D$  graph. Let  $\mathcal{G}$  be a signed, colored graph obtained from a  $\mathcal{H}$  by applying the maps  $\varphi_j, \psi_j, \gamma_j, \theta_j$  for  $j < i$  in such a way that the  $(i, N)$ -restriction of  $\mathcal{G}$  is a  $D$  graph satisfying dual equivalence axiom 4 and the  $(i-2, N)$ -restriction of  $\mathcal{G}$  is a dual equivalence graph.*

*Then there exists a signed, colored graph  $\tilde{\mathcal{G}}$  obtained from  $\mathcal{H}$  by applying the maps  $\varphi_j, \psi_j, \gamma_j, \theta_j$  for  $j \leq i$  such that  $\tilde{\mathcal{G}}$  satisfies axioms 1, 2, 3 and 5, the  $(i+1, N)$ -restriction of  $\tilde{\mathcal{G}}$  is a  $D$  graph, the  $(i, N)$ -restriction of  $\tilde{\mathcal{G}}$  satisfies dual equivalence axiom 4, and the  $(i-2, N)$ -restriction of  $\tilde{\mathcal{G}}$  is a dual equivalence graph.*

*Proof.* Since the original graph is locally Schur positive, if at some point during the construction of  $\mathcal{G}$  the  $(i+1, N)$ -restriction is not locally Schur positive, then the failure must be with some component of  $E_{i-1} \cup E_i$  failing LSP<sub>4</sub> or some component of  $E_{i-2} \cup E_{i-1} \cup E_i$  failing LSP<sub>5</sub>, or both.

If some component of  $E_{i-1} \cup E_i$  fails LSP<sub>4</sub>, then this must have resulted from an alteration of an  $i-1$ -edge by either  $\varphi_{i-1}$  or  $\psi_{i-1}$ . Consider the graph obtained just before the offending map was applied. By Lemma 5.34, LSP<sub>4</sub> can be maintained by first applying  $\varphi_i^u$  for a suitable  $u \in W_i^0(\mathcal{G})$ . Since the action of  $\varphi_{i-1}$  is independent of the  $j$  edges of the graph for  $j \geq i$ , this does not change the  $(i, N)$ -restriction of the final graph. Therefore LSP<sub>4</sub> can always be maintained without changing the  $(i, N)$ -restriction. By Lemmas 5.32 and 5.31, this also ensures that the maps maintain axiom 4' for the  $(i+1, N)$ -restriction.

Similarly, if at some point during the transformation  $E_{i-2} \cup E_{i-1} \cup E_i$  fails LSP<sub>5</sub>, then this must have resulted from an altered  $E_{i-2}$  or  $E_{i-1}$  edge after an application of  $\varphi_{i-2}, \psi_{i-2}$  or  $\varphi_{i-1}, \psi_{i-1}$ , respectively. Lemma 5.36 ensures that the first two cases can be avoided by first applying  $\varphi_{i-1}^u$  or  $\psi_i^z$  for a suitable  $u \in W_{i-1}^0(\mathcal{G})$  or  $z \in C_i^0(\mathcal{G})$ . Since the action of  $\varphi_{i-2}$  is independent of the  $j$  edges of the graph for  $j \geq i-1$ , this does not change the  $(i-1, N)$ -restriction of the final graph. Since the  $(i, N)$ -restriction of  $\mathcal{G}$  is a D graph satisfying axiom 4, the required application of  $\varphi_{i-1}^u$  to ensure LSP<sub>5</sub> was also necessary to achieve axiom 4, so this does not change the  $(i, N)$ -restriction either. By Lemma 5.35, the latter two cases can be avoided by first applying  $\varphi_i^u$  or  $\psi_i^z$  for a suitable  $u \in W_i^0(\mathcal{G})$  or  $z \in C_i^0(\mathcal{G})$ . Again, the actions of the maps are independent of the  $i$  edges of the graph, so the  $(i, N)$ -restriction of the graph remains unchanged. Therefore LSP<sub>5</sub> can be maintained as well. Thus the  $(i+1, N)$ -restriction of the resulting graph is a D graph, and, since the  $(i, N)$ -restriction of  $\tilde{\mathcal{G}}$  is that same as the  $(i, N)$ -restriction of  $\mathcal{G}$ , it satisfies axiom 4 and the  $(i-2, N)$ -restriction is a dual equivalence graph.  $\square$

Finally, we are ready to show that we can apply the maps  $\varphi, \psi, \gamma$  and  $\theta$  repeatedly to  $\mathcal{G}_{c,D}^{(k)}$ , or, more generally, to any D graph, until dual equivalence axioms 4 and 6 hold while maintaining axioms 1, 2, 3 and 5. The following theorem is the final ingredient to the proof of Theorem 4.7, and, as a corollary, to LLT and Macdonald positivity.

**Theorem 5.38.** *Let  $\mathcal{G} = (V, \sigma, E)$  be a D graph of type  $(n, N)$ . Then there exists a dual equivalence graph  $\tilde{\mathcal{G}} = (V, \sigma, \tilde{E})$  of type  $(n, N)$  with the same vertex set and signature function. In particular, for  $n = N$ , the sum  $\sum_{v \in V} Q_{\sigma(v)}(X)$  is symmetric and Schur positive.*

*Proof.* We proceed by modifying the edges of  $\mathcal{G}$  iteratively to construct a sequence of signed, colored graphs  $\mathcal{G} = \mathcal{G}_2, \dots, \mathcal{G}_{n-1} = \tilde{\mathcal{G}}$  such that, for each  $i > 2$ ,  $\mathcal{G}_{i-1}$  is constructed from  $\mathcal{G}$  by applying the maps  $\varphi_j, \psi_j, \gamma_j, \theta_j$  for  $j < i+2$ ,  $\mathcal{G}_{i-1}$  satisfies dual equivalence axioms 1, 2, 3 and 5, and the  $(i, N)$ -restriction of  $\mathcal{G}_{i-1}$  is a dual equivalence graph. Note that the intermediate graphs  $\mathcal{G}_{i-1}$  might fail local Schur positivity, and so they are not necessarily D graphs.

Since axioms 4 and 6 are vacuously satisfied for a graph of type  $(3, N)$ , the base case  $\mathcal{G}_2 = \mathcal{G}$  is proved. Therefore we proceed by constructing  $\mathcal{G}_i$  from  $\mathcal{G}_{i-1}$  as follows. Since the  $(i, N)$ -restriction of  $\mathcal{G}_{i-1}$  is a dual equivalence graph, by Theorem 5.37, we can  $\varphi_i$  and  $\psi_i$  until the  $(i+1, N)$ -restriction is once again a D graph while maintaining axioms 1, 2, 3 and 5. Then by Theorem 5.22, we can apply  $\varphi_i, \psi_i$  and  $\gamma_i$  until axiom 4 holds for the  $(i+1, N)$ -restriction while preserving axioms 1, 2 and 5. By Lemmas 5.33 and 5.34, axiom 3 is also maintained. At this point the  $(i+1, N)$ -restriction is a D graph satisfying axiom 4 and the  $(i, N)$ -restriction remains a dual equivalence graph, so by Theorem 5.37, we can  $\varphi_{i+1}$  and  $\psi_{i+1}$  until the  $(i+2, N)$ -restriction is once again a D graph while maintaining axioms 1, 2, 3 and 5. Next, by Theorem 5.22, we can apply  $\varphi_{i+1}, \psi_{i+1}$  and  $\gamma_{i+1}$  until axiom 4 holds for the  $(i+2, N)$ -restriction while preserving axioms 1, 2 and 5 as well as axiom 3, by Lemmas 5.33 and 5.34. Continuing on, since the  $(i+2, N)$ -restriction is now a D graph satisfying axiom 4 and the  $(i, N)$ -restriction remains a dual equivalence graph, by Theorem 5.37, we can  $\varphi_{i+2}$  and  $\psi_{i+2}$  until the  $(i+3, N)$ -restriction is once again a D graph while maintaining axioms 1, 2, 3 and 5. Again, by Theorem 5.22, we can apply  $\varphi_{i+2}, \psi_{i+2}$  and  $\gamma_{i+2}$  until axiom 4 holds for the  $(i+3, N)$ -restriction while preserving axioms 1, 2 and 5 as well as axiom 3, by Lemmas 5.33 and 5.34. The result is a graph satisfying axioms 1, 2, 3 and 5 for which the  $(i+3, N)$ -restriction satisfies axiom 4 and the  $(i, N)$ -restriction is a dual equivalence graph.

By Theorem 5.27, we may apply  $\theta_i$  together with  $\varphi_{i+1}$  and  $\psi_{i+2}$  as needed until the  $(i+1, N)$ -restriction satisfies axiom 6, all while maintaining axioms 1, 2 and 5 as well as axiom and 4 for the  $(i+3, N)$ -restriction. Call this resulting graph  $\mathcal{G}_i$  and notice that it satisfies dual equivalence axioms 1, 2, 3 and 5, the  $(i+3, N)$ -restriction is a D graph, and the  $(i+1, N)$ -restriction is a dual equivalence graph. Further,  $\mathcal{G}_i$  was constructed from  $\mathcal{G}$  using the maps  $\varphi_j, \psi_j, \gamma_j, \theta_j$  for  $j \leq i+2$ . Therefore we may proceed with the construction until  $\mathcal{G}_{n-1} = \tilde{\mathcal{G}}$ , which is its own  $(n, N)$ -restriction and, as such, is a dual equivalence graph.  $\square$

While transforming a D graph into a dual equivalence graph is quite complicated, it is not necessary to carry out explicitly for any given application. Once a D graph structure is established, the generating function is proved to be Schur positive by Theorem 5.38 and Corollary 3.10. Therefore we hope that there will be many further applications of this theory to other classes of symmetric functions beyond the immediate application to LLT and Macdonald polynomials.

#### REFERENCES

- [Ass07] Sami H. Assaf, *Dual equivalence graphs, ribbon tableaux and Macdonald polynomials*, Ph.D. thesis, University of California Berkeley, 2007.
- [Ass08] Sami Assaf, *A generalized major index statistic*, Sémin. Lothar. Combin. **60** (2008), Art. B50c, 13 pp. (electronic).
- [CL95] Christophe Carré and Bernard Leclerc, *Splitting the square of a Schur function into its symmetric and antisymmetric parts*, J. Algebraic Combin. **4** (1995), no. 3, 201–231.
- [Fis95] Susanna Fishel, *Statistics for special  $q, t$ -Kostka polynomials*, Proc. Amer. Math. Soc. **123** (1995), no. 10, 2961–2969.
- [Foa68] Dominique Foata, *On the Netto inversion number of a sequence*, Proc. Amer. Math. Soc. **19** (1968), 236–240.
- [Ges84] Ira M. Gessel, *Multipartite  $P$ -partitions and inner products of skew Schur functions*, Combinatorics and algebra (Boulder, Colo., 1983), Contemp. Math., vol. 34, Amer. Math. Soc., Providence, RI, 1984, pp. 289–317.
- [GH] Ian Grojnowski and Mark Haiman, *Affine Hecke algebras and positivity of LLT and Macdonald polynomials*, unpublished manuscript.
- [GH93] Adriano M. Garsia and Mark Haiman, *A graded representation model for Macdonald’s polynomials*, Proc. Nat. Acad. Sci. U.S.A. **90** (1993), no. 8, 3607–3610.
- [Hag04] J. Haglund, *A combinatorial model for the Macdonald polynomials*, Proc. Natl. Acad. Sci. USA **101** (2004), no. 46, 16127–16131 (electronic).
- [Hai92] Mark D. Haiman, *Dual equivalence with applications, including a conjecture of Proctor*, Discrete Math. **99** (1992), no. 1-3, 79–113.
- [Hai01] Mark Haiman, *Hilbert schemes, polygraphs and the Macdonald positivity conjecture*, J. Amer. Math. Soc. **14** (2001), no. 4, 941–1006 (electronic).
- [HHL05a] J. Haglund, M. Haiman, and N. Loehr, *A combinatorial formula for Macdonald polynomials*, J. Amer. Math. Soc. **18** (2005), no. 3, 735–761 (electronic).
- [HHL<sup>+</sup>05b] J. Haglund, M. Haiman, N. Loehr, J. B. Remmel, and A. Ulyanov, *A combinatorial formula for the character of the diagonal coinvariants*, Duke Math. J. **126** (2005), no. 2, 195–232.
- [KMS95] M. Kashiwara, T. Miwa, and E. Stern, *Decomposition of  $q$ -deformed Fock spaces*, Selecta Math. (N.S.) **1** (1995), no. 4, 787–805.
- [LLT97] Alain Lascoux, Bernard Leclerc, and Jean-Yves Thibon, *Ribbon tableaux, Hall-Littlewood functions, quantum affine algebras, and unipotent varieties*, J. Math. Phys. **38** (1997), no. 2, 1041–1068.
- [LM03] L. Lapointe and J. Morse, *Tableaux statistics for two part Macdonald polynomials*, Algebraic combinatorics and quantum groups, World Sci. Publ., River Edge, NJ, 2003, pp. 61–84.
- [LT00] Bernard Leclerc and Jean-Yves Thibon, *Littlewood-Richardson coefficients and Kazhdan-Lusztig polynomials*, Combinatorial methods in representation theory (Kyoto, 1998), Adv. Stud. Pure Math., vol. 28, Kinokuniya, Tokyo, 2000, pp. 155–220.
- [Mac88] I. G. Macdonald, *A new class of symmetric functions*, Actes du 20e Seminaire Lotharingien **372** (1988), 131–171.
- [Mac95] ———, *Symmetric functions and Hall polynomials*, second ed., Oxford Mathematical Monographs, The Clarendon Press Oxford University Press, New York, 1995, With contributions by A. Zelevinsky, Oxford Science Publications.
- [SW85] Dennis W. Stanton and Dennis E. White, *A Schensted algorithm for rim hook tableaux*, J. Combin. Theory Ser. A **40** (1985), no. 2, 211–247.
- [vL05] Marc A. A. van Leeuwen, *Spin-preserving Knuth correspondences for ribbon tableaux*, Electron. J. Combin. **12** (2005), Research Paper 10, 65 pp. (electronic).
- [Zab99] Mike Zabrocki, *Positivity for special cases of  $(q, t)$ -Kostka coefficients and standard tableaux statistics*, Electron. J. Combin. **6** (1999), Research Paper 41, 36 pp. (electronic).

APPENDIX A. STANDARD DUAL EQUIVALENCE GRAPHS

Below we give the dual equivalence graphs of type  $(6, 6)$ . The graphs for the conjugate shapes may be obtained by transposing each tableau and multiplying the signature coordinate-wise by  $-1$ .

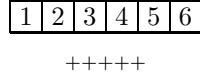


FIGURE 36. The standard dual equivalence graph  $\mathcal{G}_6$ .

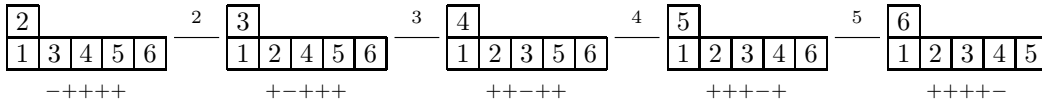


FIGURE 37. The standard dual equivalence graph  $\mathcal{G}_{5,1}$ .

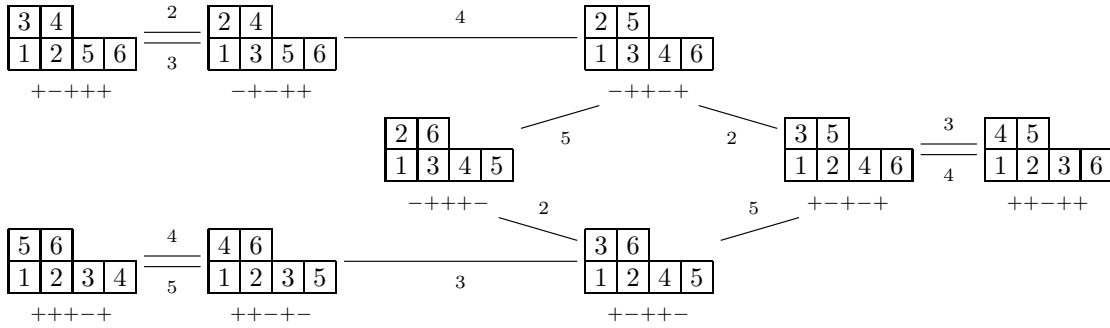


FIGURE 38. The standard dual equivalence graph  $\mathcal{G}_{4,2}$ .

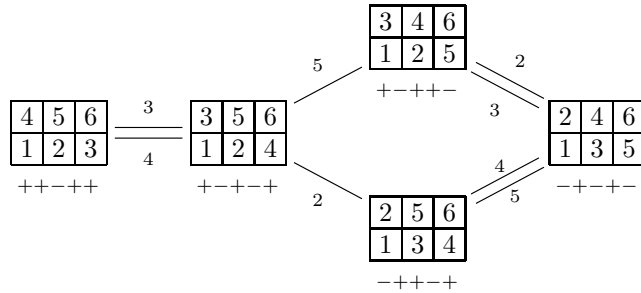


FIGURE 39. The standard dual equivalence graph  $\mathcal{G}_{3,3}$ .

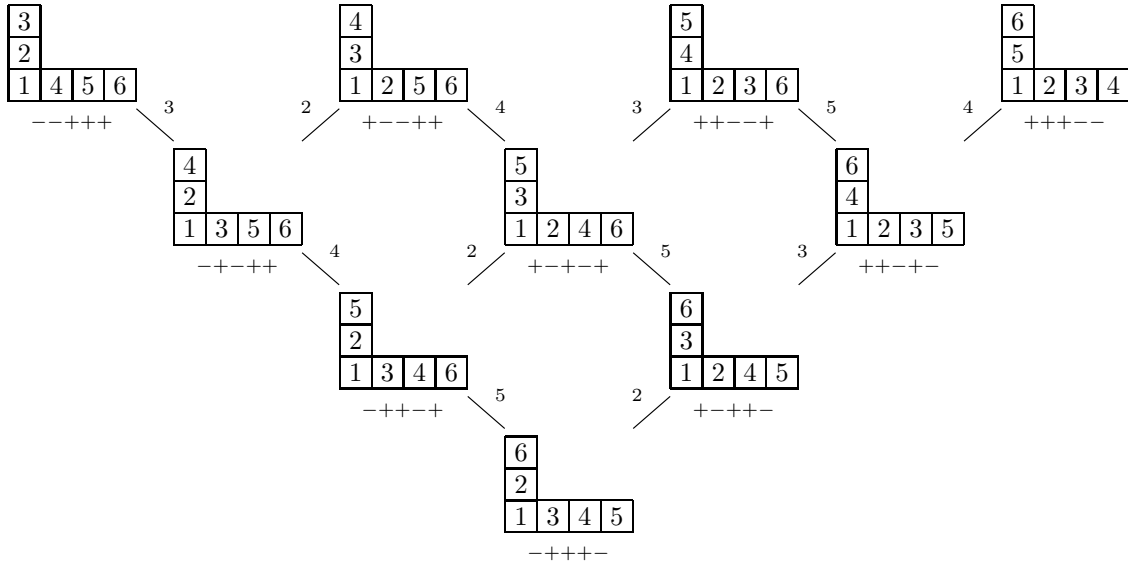


FIGURE 40. The standard dual equivalence graph  $\mathcal{G}_{4,1,1}$ .

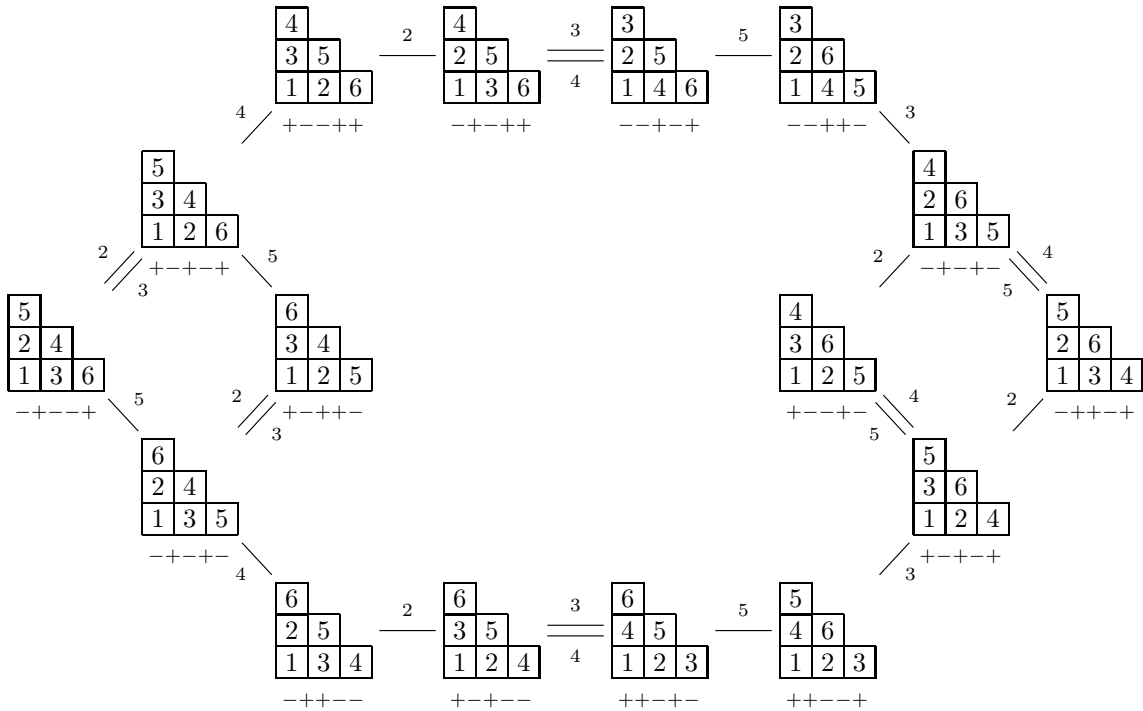


FIGURE 41. The standard dual equivalence graph  $\mathcal{G}_{3,2,1}$ .



APPENDIX B. GRAPHS FOR TUPLES OF TABLEAUX

This appendix gives examples of connected components of the graphs  $\mathcal{G}_{c,D}^{(k)}$  constructed in Section 4. The graph in Figure 42 come from domino tableaux of shape  $((3), (2, 1))$ . Comparing this graph with the examples above, it is isomorphic to  $\mathcal{G}_{(4,2)}$ . This demonstrates Theorem 4.9, which states that the graph on domino tableaux is always a dual equivalence graph.

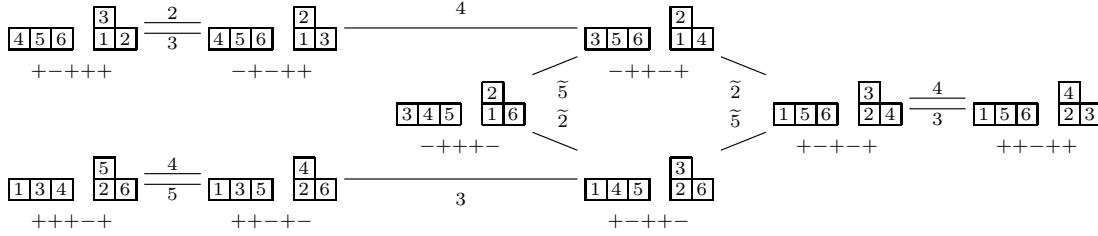


FIGURE 42. A connected component of the graph for domino tableaux of shape  $((3), (2, 1))$ .

The graph in Figure 43 comes from the graph for the Macdonald polynomial  $\tilde{H}_{(4,1)}(X; q, t)$ . Note that while the generating function of the graph is  $s_{(3,2)} + s_{(4,1)}$  which indeed is Schur positive, the graph itself is not a dual equivalence graph.

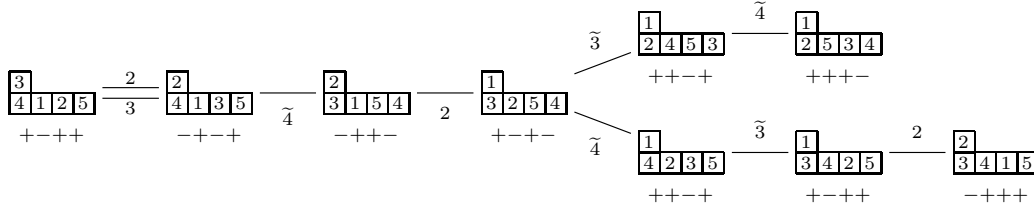


FIGURE 43. A connected component of the graph for standard fillings of shape  $(4, 1)$ .

APPENDIX C. RESOLUTION OF AXIOM 4

The graph in Figure 44 arises from the graph for the Macdonald polynomial  $\tilde{H}_{(5)}(X; q, t)$ . The transformation of this graph into a dual equivalence graph requires only  $\varphi_3$  and  $\varphi_4$ . The result is the dual equivalence graph given in Figure 45. For this example, axiom 6 is immediate from axiom 4 given the size of the graph, and it is mere coincidence that  $\psi_4$  was not needed to resolve axiom 4.

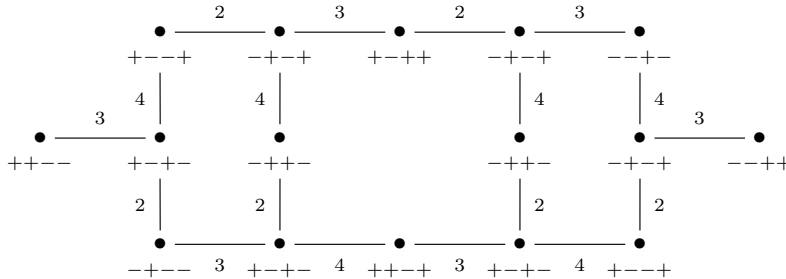


FIGURE 44. A connected component for the graph for the 5-tuple  $((1), (1), (1), (1), (1))$  with generating function  $s_{3,2} + s_{3,1,1} + s_{2,2,1}$ .

The graph in Figure 46 is also not a dual equivalence graph and also arises as a connected component of the graph for the Macdonald polynomial  $\tilde{H}_{(5)}(X; q, t)$ . Figure 46 shows the resulting dual equivalence graph after implementing the algorithms of Section 5, this time requiring  $\psi_4$  as well as  $\varphi_3$  and  $\varphi_4$ . Again, axiom 6 is immediate from axiom 4 given the size of the graph.

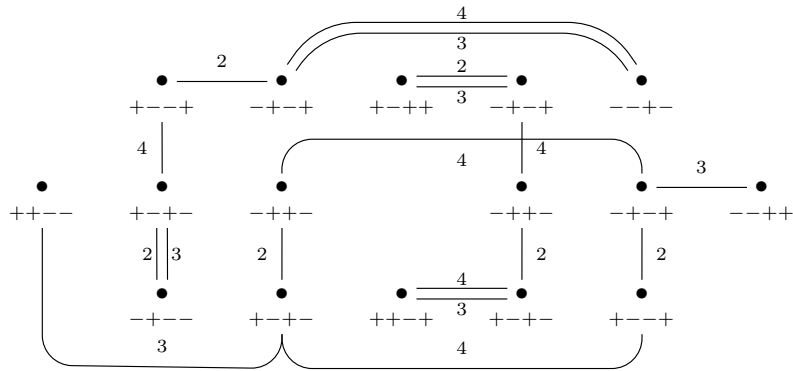


FIGURE 45. The transformation of the graph in Figure 44 using  $\varphi_3$  and  $\varphi_4$ .

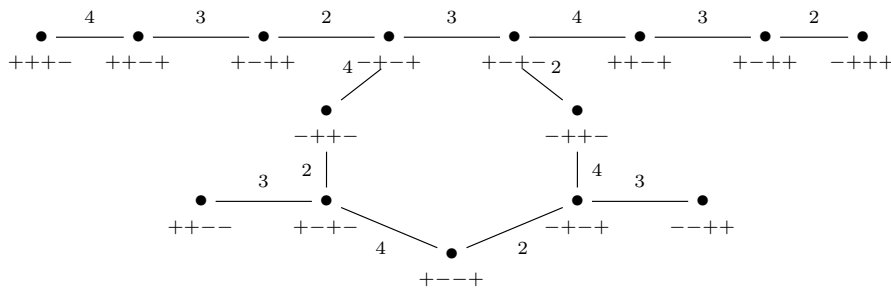


FIGURE 46. A connected component of the graph for the 5-tuple  $((1), (1), (1), (1), (1))$  with generating function  $s_{4,1} + s_{3,2} + s_{3,1,1}$ .

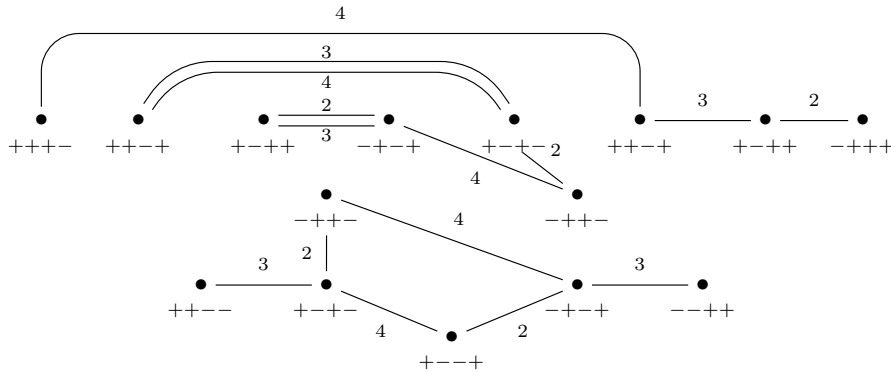


FIGURE 47. The transformation of the graph in Figure 46 using  $\varphi_3, \varphi_4$  and  $\psi_4$ .

APPENDIX D. RESOLUTION OF AXIOM 6

The example in Figure 48, first observed by Gregg Musiker, demonstrates the necessity of axiom 6. This graph arises when transforming the graph for the Macdonald polynomial  $\tilde{H}_{(6)}(X; q, t)$ . It satisfies axioms 1 through 5, but fails axiom 6. Comparing with the standard dual equivalence graphs in Appendix A, this graph is a two-fold cover of  $\mathcal{G}_{(3,2,1)}$  as expected from its generating function  $2s_{(3,2,1)}(X)$ . Figure 49 gives the isomorphism classes of the (5, 6)-restriction of this graph.

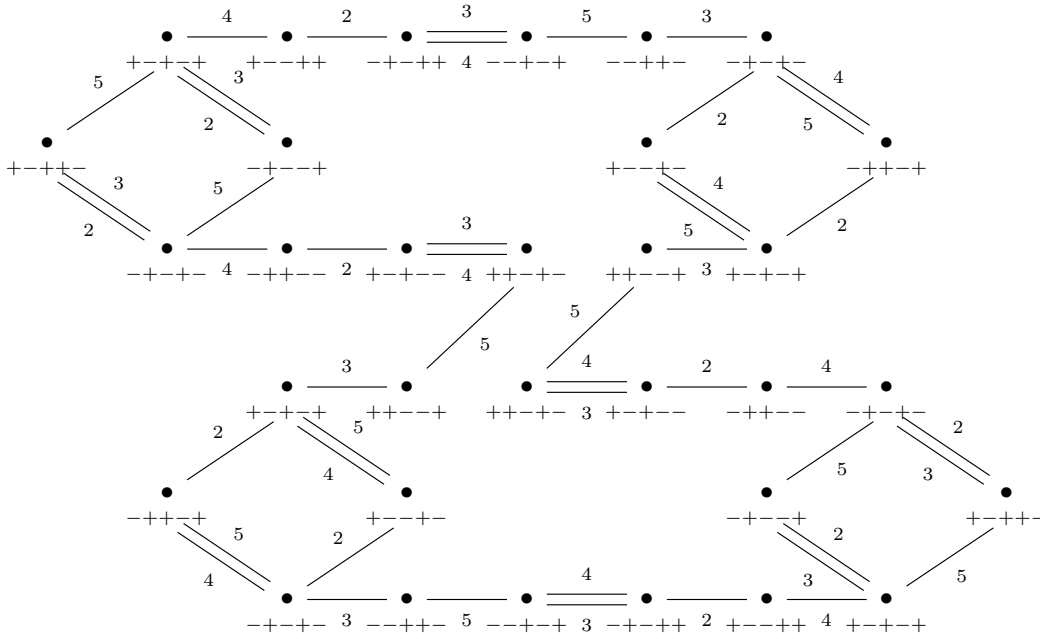


FIGURE 48. The smallest graph satisfying dual equivalence graph axioms 1 – 5 but not 6.

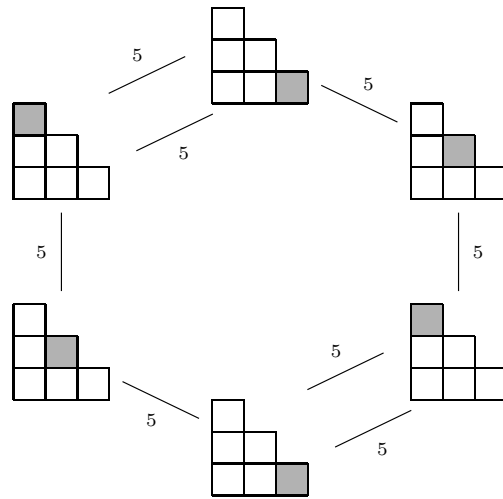


FIGURE 49. The (5, 6)-restriction of Figure 48 highlighting the two-fold cover of  $\mathcal{G}_{3,2,1}$ .

APPENDIX E. GRAPHS FAILING AXIOM 4'

In this final appendix, we give examples of locally Schur positive graphs satisfying dual equivalence axioms 1, 2, 3 and 5 but failing axiom 4'. Not coincidentally, the transformations presented in Section 5 cannot be applied to transform these graphs into dual equivalence graphs.

Figure 50 shows a graph violating only axiom 4'a. The generating function is not Schur positive. Here  $\varphi_4$  is needed in two places, and in both instances breaks local Schur positivity. There are two places requiring  $\varphi_5$ , however neither satisfies the hypotheses necessary to apply the map.

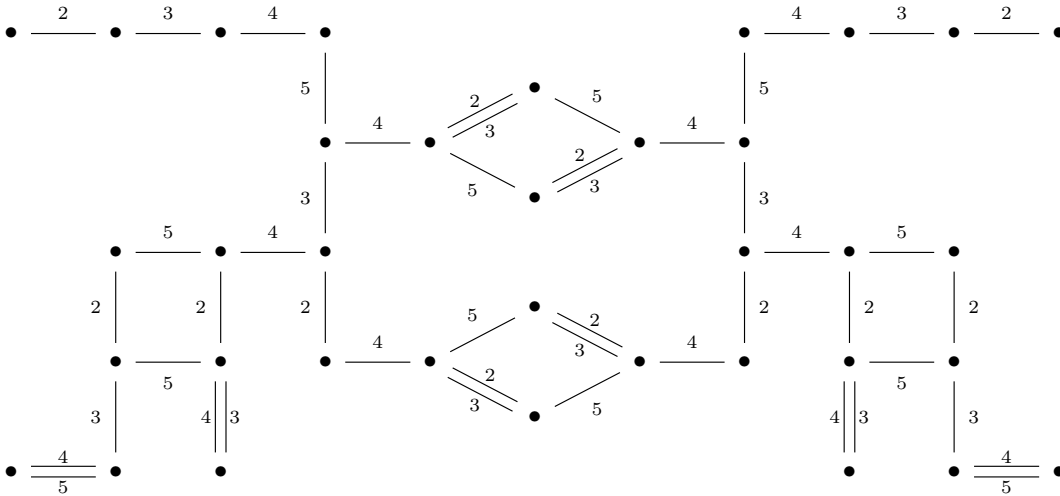


FIGURE 50. A locally Schur positive graph satisfying axioms 1, 2, 3 and 5 along with axiom 4'b but not 4'a.

Figure 51 shows a graph that violates only axiom 4'b. The generating function is not Schur positive. Neither  $\varphi_3$  nor  $\varphi_4$  is needed. Each of  $\varphi_5$ ,  $\psi_4$  and  $\psi_5$  can be applied in exactly one place, and none of these preserves local Schur positivity. In fact, both  $\varphi_5$  and  $\psi_4$  violate axiom 3.

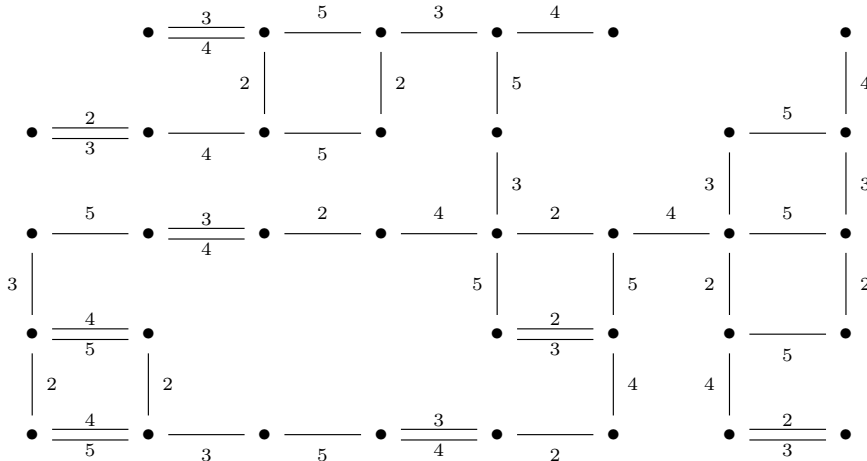


FIGURE 51. A locally Schur positive graph satisfying axioms 1, 2, 3 and 5 along with axiom 4'a but not 4'b.

## APPENDIX F. COMPUTER CODE TO VERIFY LOCAL SCHUR POSITIVITY AND AXIOM 4'

In Proposition 4.6, we claim that the graphs  $\mathcal{G}_{c,D}^{(k)}$  are locally Schur positive for any content vector  $c$  and any  $k$ -descent set  $D$ . As mentioned in the proof, it suffices to check graphs of type (5, 5). Similarly, in Proposition 5.30, we claim that these graphs also satisfy axiom 4'. To show this, it suffices to check graphs of type (5, 6). In this appendix, we provide the computer code used to verify these cases. The following code is written in Maple.

**F.1. Basic combinatorial objects.** The function `nextPerm()` takes as input a permutation (as a single line array) and returns the next permutation in lexicographic order or a special character (NULL) after the last permutation.

```
nextPerm := proc(word) local N, i, j, left, right, new;
  N:=nops(word);
  # READING RIGHT TO LEFT, FIND FIRST INSTANCE OF A DECENT
  i:=N;
  while i>1 do
    if word[i-1] < word[i] then break; fi;
    i:=i-1; od;
  # IF NO SUCH INSTANCE EXISTS, THIS IS THE LAST PERMUTATION
  if i=1 then RETURN(NULL); fi;
  # OTHERWISE FIND THE POSITION WITH WHICH TO SWAP
  left:=i; right:=N;
  if word[N]>word[i-1] then left:=N;
  else while left+1<>right do
    j:=ceil((left+right)/2);
    if word[i-1]>word[j] then right:=j;
    else left:=j; fi; od; fi;
  # BUILD NEXT PERMUTATION
  new:=word;
  new[i-1]:=word[left];
  new[left]:=word[i-1];
  for j from i to floor((N+i)/2) do
    right:=new[N-(j-i)];
    new[N-(j-i)]:=new[j];
    new[j]:=right; od;
  return new;
end;
```

Recall from the proof of Proposition 4.6 that we may encode content vectors by recording the last position with which  $w_j$  can form the first member of an inversion pair. The function `nextContent()` takes as input a content vector and returns the next content vector in lexicographic order or a special character (NULL) after the last content vector.

```
nextContent := proc(convec) local C, R, N, i;
  N:=nops(convec);
  ## i <= convec[i] <= convec[i+1] <= N+1
  for i from N to 1 by -1 do
    if convec[i] < N+1 then break; fi; od;
  ## NO INDEX CAN INCREASE
  if i=0 then return NULL;
  ## INCREASE AND RESET convec
  else return [op(convec[1..i-1]), seq(max(convec[i]+1,j+1),j=i..N)]; fi;
end;
```

**F.2. Generating D graphs.** Given the above method for encoding content vectors, the conditions in (4.9) may be reinterpreted as apply  $d_i$  if  $i$  and the farther away of  $i-1, i+1$  are not attacking; otherwise apply  $\tilde{d}_i$ . The function `iMove()` takes a permutation and a content vector and returns the permutation resulting from applying  $D_i^{(k)}$ .

```

iMove := proc(word,convec,i)
local j, L, C, R, result;
  result:=word;
  ## INITIALIZE LOCATIONS TO 0, SEARCH FOR i-1,i,i+1
  L:=0; C:=0; R:=0;
  for j from 1 to nops(word) do
    if word[j]=i-1 then
      if L=0 then L:=j;
      elif C=0 then C:=j;
      else R:=j; fi;
    elif word[j]=i then
      if L=0 then L:=j;
      elif C=0 then C:=j;
      else R:=j; fi;
    elif word[j]=i+1 then
      if L=0 then L:=j;
      elif C=0 then C:=j;
      else R:=j; fi; fi; od;
  ## IF AN i IS NOT THE MIDDLE LETTER
  if word[C]<>i then
    ## DO AN i-SWITCH
    if convec[L] < R then result[L]:=word[R]; result[R]:=word[L];
    ## DO AN i-SHIFT
    elif word[L]=i then result[L]:=word[C]; result[C]:=word[R]; result[R]:=word[L];
    else result[L]:=word[R]; result[C]:=word[L]; result[R]:=word[C]; fi;
    return result;
  else return 0; fi;
end:

```

The function `findIt()` is a simple routine to find an element in an ordered list. It takes as input an element and a list, and it returns the (first) index of the element, if found, otherwise it returns 0. (Note that Maple lists begin at index 1.)

```

findIt := proc(elem,items) local i;
  for i from 1 to nops(items) do
    if elem=items[i] then return i; fi;
  od;
  return 0;
end:

```

The function `connComp()` takes as input a permutation and a content vector and returns the connected component of graph  $\mathcal{G}_{c,D}^{(k)}$  corresponding to the given content vector that contains the given permutation. The graph is encoded as vertices and edges. The vertices are an ordered list of permutations. The edges are encoded as a set of pairs where the first entry is the set of indices corresponding to the paired vertices, and the second entry is the color of the edge. Double edges are encoded by digits in base 10, e.g. a double edge between 2 and 3 is encoded by the number 23.

```

connComp := proc(word,convec)
  local N, i, vertices, edges, w, u, j, m, top, mid, bot;
  ## INITIALIZE LOCAL VARIABLES
  N:=nops(word);
  j := binarySig(word);
  vertices:=[word]; edges:={};
  top := []; mid:=[word]; bot:=[];
  ## GENERATE VERTICES AND EDGES IN THREE LAYERS
  while mid <> [] do
    ## RUN THROUGH ALL VERTICES IN MIDDLE LAYER
    for w from 1 to nops(mid) do
      ## GENERATE ALL POSSIBLE EDGES
      for i from 2 to N-1 do
        u := iMove(mid[w],convec,i);
        ## IF i-EDGE EXISTS AND NOT ALREADY INCLUDED
        if u<>0 and not(u in top) then
          ## CHECK IF ALREADY IN BOTTOM LAYER
          j := findIt(u,bot);
          m := nops(vertices);
          if j=0 then
            j:=findIt(u,mid);
            ## ENTIRELY NEW VERTEX
            if j=0 then
              bot := [op(bot),u];
              ## CHECK FOR DOUBLE EDGE WITH i+1
              if i+1<N and u = iMove(mid[w],convec,i+1) then
                edges := edges union {[{m-nops(mid)+w,m+nops(bot)},i*11+1]};
                i:=i+1;
              else
                edges := edges union {[{m-nops(mid)+w,m+nops(bot)},i]}; fi;
            ## LATER VERTEX IN MIDDLE LAYER
            elif w<j then
              ## CHECK FOR DOUBLE EDGE WITH i+1
              if i+1<N and u = iMove(mid[w],convec,i+1) then
                edges := edges union {[{m-nops(mid)+w,m-nops(mid)+j},i*11+1]};
                i:=i+1;
              else
                edges := edges union {[{m-nops(mid)+w,m-nops(mid)+j},i]}; fi; fi;
            ## EXISTING VERTEX IN BOTTOM LAYER
            else
              ## CHECK FOR DOUBLE EDGE WITH i+1
              if i+1<N and u = iMove(mid[w],convec,i+1) then
                edges := edges union {[{m-nops(mid)+w, m+j},i*11+1]};
                i:=i+1;
              else
                edges := edges union {[{m-nops(mid)+w, m+j},i]}; fi; fi; fi;
            od; od;
          ## ADD NEW VERTICES TO LIST
          vertices := [op(vertices), op(bot)];
          ## RESET LAYERS
          top:=mid; mid:=bot; bot:=[]; od;
        return [vertices,edges];
      end:

```

**F.3. Verifying local Schur positivity.** The following routines compute the generating function of the components.

The function `binarySig()` computes the signature of a permutation encoded as a number by interpreting  $\sigma$  to be a binary expansion where  $+1$  represents 0 and  $-1$  represents 1. For a partition, `domSig()` computes the signature for the superstandard tableau of shape of the given shape.

```
binarySig := proc(word) local i, j, N, sig;
  N:=nops(word); sig:=0;
  for i from 1 to N-1 do
    for j from 1 to N do
      if word[j]=i+1 then sig:=sig+2^(i-1); break;
      elif word[j]=i then break; fi; od; od;
  return sig;
end:
```

```
domSig := mu -> convert([seq(2^(convert(mu[1..i],'+')-1),i=1..nops(mu)-1)],'+');
```

The function `QtoS()` takes a sum of fundamental quasisymmetric functions (indexed by integers taken from signatures as mentioned above) and returns the Schur expansion or 0 if the sum is not Schur positive. This is the key ingredient in the function `genFun()`, which takes a graph and returns its generating function.

```
if not assigned('StoQ') then StoQ:=table():
  ## N = 4
  StoQ[4] := Q[0]:
  StoQ[3,1] := Q[1]+Q[2]+Q[4]:
  StoQ[2,2] := Q[5]+Q[2]:
  StoQ[2,1,1] := Q[3]+Q[5]+Q[6]:
  StoQ[1,1,1,1] := Q[7]:
  ## N = 5
  StoQ[5] := Q[0]:
  StoQ[4,1] := Q[1]+Q[2]+Q[4]+Q[8]:
  StoQ[3,2] := Q[5]+Q[2]+Q[9]+Q[10]+Q[4]:
  StoQ[3,1,1] := Q[3]+Q[5]+Q[6]+Q[9]+Q[10]+Q[12]:
  StoQ[2,2,1] := Q[11]+Q[5]+Q[6]+Q[13]+Q[10]:
  StoQ[2,1,1,1] := Q[7]+Q[11]+Q[13]+Q[14]:
  StoQ[1,1,1,1,1] := Q[15]: fi:
if not assigned(StoQ[N]) then ERROR('insufficient data to convert'); fi:

QtoS := proc(Qsum,N) local mu, m, r, sam; global StoQ;
  r:=Qsum; sam:=0; mu:=[N];
  while mu<>NULL do
    m := coeff(r,Q[domSig(mu)]);
    sam := sam + m*s[op(mu)];
    r := r - m*StoQ[op(mu)];
    mu:=nextPar(mu); od;
  if r=0 then return sam;
  else return 0; fi;
end:

genFun := GG -> QtoS(convert([seq(Q[binarySig(GG[1][i])],i=1..nops(GG[1]))],'+'),
  nops(GG[1][1]))):
```



The above uses the function `nextPar()`, which a partition and returns the next partition in lexicographic order. This procedure was copied from John Stembridge's SF package.

```
nextPar := proc(mu) local i,k,m,r;
  if member(1,mu,'i') then i:=i-1 else i:=nops(mu) fi;
  if i=0 then NULL else
    k:=mu[i]-1; m:=iquo(nops(mu)-i+mu[i],k,'r');
    if r=0 then r:=NULL fi;
    [op(1..i-1,mu),k$m,r]; fi;
end:
```

One can check  $LSP_4$  and  $LSP_5$  for all  $\mathcal{G}_{c,D}^{(k)}$  with the function `checkLSP`.

```
checkLSP := proc() local word, convec, G;
  print("CHECKING LSP FOR N=4");
  convec := [2,3,4];
  while convec <> NULL do
    word := [1,2,3,4];
    while word <> NULL do
      G := connComp(word, convec);
      if genFun(G) = 0 then return false; fi;
      word := nextPerm(word); od;
      convec := nextContent(convec); od;
  print(true);
  print("CHECKING LSP FOR N=5");
  convec := [2,3,4,5];
  while convec <> NULL do
    word := [1,2,3,4,5];
    while word <> NULL do
      G := connComp(word, convec);
      if genFun(G) = 0 then return false; fi;
      word := nextPerm(word); od;
      convec := nextContent(convec); od;
  return true;
end:
```

**F.4. Verifying axiom 4'.** The function `twoString()` takes a permutation and content vector along with two edge colors  $i$  and  $j$ , and it returns the connected component of  $\mathcal{G}_{c,D}^{(k)}$  restricted to  $E_i \cup E_j$  containing the given permutation. Since edges are involutions, the returned data is an list of vertices that alternate edges together with an index  $k$  specifying the location in the list of the given permutation.

```
twoString := proc(word, convec, i, j) local str, u, k;
  str := [word];
  u := iMove(word,convec,i);
  while u <> 0 do
    if u = str[1] or u = str[-1] then break; fi;
    str := [u,op(str)];
    u := iMove(u,convec,j);
    if u = 0 or u = str[1] or u = str[-1] then break; fi;
    str := [u,op(str)];
  end;
```

```

    u := iMove(u,convec,i); od;
k := nops(str);
u := iMove(word,convec,j);
while u <> 0 do
  if u = str[1] or u = str[-1] then break; fi;
  str := [op(str),u];
  u := iMove(u,convec,i);
  if u = 0 or u = str[1] or u = str[-1] then break; fi;
  str := [u,op(str)];
  u := iMove(u,convec,j); od;
return [str,k];
end:

```

The function twoString is used in the following two functions that check axiom 4'.

```

axiom4pa := proc(word, convec) local N, i, u, mStr, pStr, mSet, pSet;
N := nops(word);
for i from 3 to N-2 do
  u := iMove(word,convec,i);
  if u = 0 then next; fi;
  if iMove(word,convec,i-1) <> 0 and iMove(word,convec,i+1) <> 0
  and iMove(u,convec,i-1) <> 0 and iMove(u,convec,i+1) <> 0 then
    mStr := twoString(word,convec,i-1,i)[1];
    mSet := {op(map(binarySig,mStr))};
    pStr := twoString(word,convec,i,i+1)[1];
    pSet := {op(map(binarySig,pStr))};
    if mSet <> pSet then return false; fi; fi; od;
return true;
end:

```

```

axiom4pb := proc(word, convec) local N, M, i, str, k;
N := nops(word);
for i from 4 to N-2 do
  str := twoString(word,convec,i-2,i);
  k := str[2];
  str := str[1];
  M := nops(str);
  ## FINE FOR LOOPS
  if iMove(str[1],convec,i) = str[M] or iMove(str[1],convec,i-2) = str[M]
  ## MUST NOT BE FIXED POINT FOR phi_i-2 OR phi_i
  or k = 1 or k = M then
    next; fi;
  ## CHECK NEITHER word NOR phi_i(word) IS A FIXED POINT FOR phi_i+1
  if iMove(str[k],convec,i+1) <> 0 and iMove(str[k+1],convec,i+1)<> 0 then
    ## phi_i phi_i-2(word) IS A FIXED POINT FOR phi_i+1
    if (k-2 >= 1 and iMove(str[k-2],convec,i+1) = 0) then
      ## CHECK NOTHING ELSE ON THE TWO STRING IS A FIXED POINT FOR phi_i+1
      k := k+1;
      while k <= M-2 do
        if iMove(str[k+2],convec,i+1) = 0 then return false; fi;
        k := k+2; od; fi; fi; od;
    return true;
  end:

```

Finally, one can check axiom 4' for all  $\mathcal{G}_{c,D}^{(k)}$  with the function `checkAx4p`.

```

checkAx4p := proc() local word, convec;
print("CHECKING AXIOM 4'a FOR N=5");
convec := [2,3,4,5];
while convec <> NULL do
  word := [1,2,3,4,5];
  while word <> NULL do
    if not(axiom4pa(word,convec)) then return false; fi;
    word := nextPerm(word); od;
  convec := nextContent(convec); od;
print(true);
print("CHECKING AXIOM 4'b FOR N=6");
convec := [2,3,4,5,6];
while convec <> NULL do
  word := [1,2,3,4,5,6];
  while word <> NULL do
    if not(axiom4pb(word,convec)) then return false; fi;
    word := nextPerm(word); od;
  convec := nextContent(convec); od;
return true;
end:

```

DEPARTMENT OF MATHEMATICS, UNIVERSITY OF SOUTHERN CALIFORNIA, LOS ANGELES, CA 90089-2532  
*E-mail address:* shassaf@usc.edu