

On the Invariants of Mannheim Offsets of the Ruled Surfaces

Mehmet ÖNDER*, H. Hüseyin UĞURLU**, Mustafa KAZAZ*

*Celal Bayar University, Faculty of Science and Arts, Department of Mathematics, Muradiye Manisa. mustafa.kazaz@bayar.edu.tr, mehmet.onder@bayar.edu.tr

**Gazi University, Faculty of Education, Department of Secondary Education Science and Mathematics Teaching, Mathematics Teaching Programme, Ankara, Turkey
hugurlu@gazi.edu.tr,

Abstract

In this study, we give the dual characterizations of Mannheim offsets of the ruled surface in terms of their integral invariants and the new characterization of the Mannheim offsets of developable surface. Furthermore, we obtain the relationships between the area of projections of spherical images for Mannheim offsets of ruled surfaces and their integral invariants.

AMS: 14J26, 53A25.

Keywords: Ruled surface; Mannheim offset; integral invariants, dual angle.

1. Introduction

Ruled surfaces are the surfaces which are generated by moving a straight line continuously in the space and are one of the most important topics of differential geometry. A ruled surface can always be described (at least locally) as the set of points swept by a moving straight line. These surfaces are used in many areas of sciences such as Computer Aided Geometric Design (CAGD), mathematical physics, moving geometry, kinematics for modeling the problems and model-based manufacturing of mechanical products. Especially, the offsets of ruled surface have an important role in (CAGD). Some studies dealing with offsets of surfaces have been given in [2,8,10,12,13,14]. In [14], Ravani and Ku have defined and given a generalization of the theory of Bertrand curves for Bertrand trajectory ruled surfaces on the line geometry. Küçük and Gürsoy have studied the integral invariants of Bertrand trajectory ruled surfaces in dual space and given the relations between the invariants [8].

Furthermore, similar to the Bertrand curves, in [9] a new definition of associated curves has been given by Liu and Wang: Let C and C^* be two space curves. C is said to be a Mannheim partner curve of C^* if there exists a one to one correspondence between their points such that the binormal vector of C is the principal normal vector of C^* . Orbay and et.al. have given a generalization of the theory of Mannheim curves for ruled surfaces and called Mannheim offsets [10].

In this paper, we examine the Mannheim offsets of trajectory ruled surfaces in view of their integral invariants. Using the dual representations of the ruled surfaces, we give the results obtained in [10] and some new results in short forms. Moreover, we show that if the Mannheim offsets of trajectory ruled surfaces are developable then their striction lines are Mannheim partner curves. Furthermore, we give some characterizations of Mannheim offsets of trajectory ruled surfaces in terms of integral invariants (such as the angle of pitch and the pitch) of closed trajectory ruled surfaces. Finally, we obtain the relationship between the area of projections of spherical images of Mannheim offsets of trajectory ruled surfaces and their integral invariants.

2. Differential Geometry of Ruled Surfaces in E^3

Let I be an open interval in the real line \mathbb{R} . Let $k = k(s)$ be a curve in E^3 defined on I and $q = q(s)$ be a unit direction vector of an oriented line in \mathbb{R}^3 . Then we have the following parametrization for a ruled surface

$$\varphi_q(s, v) = \vec{k}(s) + v\vec{q}(s). \quad (1)$$

The parametric s -curve of this surface is a straight line of the surface which is called ruling. For $v=0$, the parametric v -curve of this surface is $\vec{k} = \vec{k}(s)$ which is called base curve or generating curve of the surface. In particular, if \vec{q} is constant, the ruled surface is said to be cylindrical, and non-cylindrical otherwise[7].

The striction point on a ruled surface is the foot of the common normal between two consecutive rulings. The set of the striction points constitute a curve $\vec{c} = \vec{c}(s)$ lying on the ruled surface and is called striction curve. The parametrization of the striction curve $\vec{c} = \vec{c}(s)$ on a ruled surface is given by

$$\vec{c}(s) = \vec{k}(s) - \frac{\langle d\vec{q}, d\vec{k} \rangle}{\langle d\vec{q}, d\vec{q} \rangle} \vec{q}. \quad (2)$$

So that, the base curve of the ruled surface is its striction curve if and only if $\langle d\vec{q}, d\vec{k} \rangle = 0$ [7].

The distribution parameter (or drall) of the ruled surface in (1) is given as

$$\delta_q = \frac{\langle d\vec{k}, \vec{q} \times d\vec{q} \rangle}{\langle d\vec{q}, d\vec{q} \rangle} \quad (3)$$

If $\delta_q = 0$, then the normal vectors of the ruled surface are collinear at all points of the same ruling and at the nonsingular points of the ruled surface the tangent planes are identical. We then say that the tangent plane contacts the surface along a ruling. Such a ruling is called a *torsal* ruling. If $\delta_q \neq 0$, then the tangent planes are distinct at all points of the same ruling which is called *nontorsal*.

A ruled surface whose all rulings are torsal is called a *developable ruled surface*. The remaining ruled surfaces are called *skew ruled surfaces*. Thus, from (3) a ruled surface is developable if and only if at all its points the distribution parameter $\delta_q = 0$ [7,14].

Let $\left\{ \vec{q}, \vec{h} = \frac{d\vec{q}/ds}{\|d\vec{q}/ds\|}, \vec{a} = \vec{q} \times \vec{h} \right\}$ be a moving orthonormal trihedron making a spatial

motion along a closed space curve $\vec{k}(s)$, $s \in \mathbb{R}$, in E^3 . In this motion, an oriented line fixed in the moving system generates a closed ruled surface called closed trajectory ruled surface (CTRS) in E^3 [8]. A parametric equation of a closed trajectory ruled surface generated by \vec{q} -axis is

$$\varphi_q(s, v) = \vec{k}(s) + v\vec{q}(s), \quad \varphi(s + 2\pi, v) = \varphi(s, v), \quad s, v \in \mathbb{R}. \quad (4)$$

Consider the moving orthonormal system $\{\vec{q}, \vec{h}, \vec{a}\}$. Then, the axes of the trihedron intersect at the striction point of \vec{q} -generator of φ_q -CTRS. The structural equations of this motion are

$$\begin{cases} d\vec{q} = k_1 \vec{h} \\ d\vec{h} = -k_1 \vec{q} + k_2 \vec{a} \\ d\vec{a} = -k_2 \vec{h} \end{cases} \quad (5)$$

and

$$\frac{db}{ds} = \cos \sigma \vec{q} + \sin \sigma \vec{a} \quad (6)$$

where $b = b(s)$ is the striction line of φ_q -CTRS and the differential forms k_1 , k_2 and σ are the natural curvature, the natural torsion and the striction of φ_q -CTRS, respectively[7,8]. Here, the striction is restricted as $-\pi/2 < \sigma < \pi/2$ for the orientation on φ_q -CTRS and s is the length of the striction line.

The pole vector and the Steiner vector of the motion are given by

$$\vec{p} = \frac{\vec{\psi}}{\|\vec{\psi}\|}, \quad \vec{d} = \oint \vec{\psi} \quad (7)$$

respectively, where $\vec{\psi} = k_2 \vec{q} + k_1 \vec{a}$ is the instantaneous Pfaffian vector of the motion.

The pitch of φ_q -CTRS is defined by

$$\ell_q = \oint d\mu = -\oint \langle d\vec{k}, \vec{q} \rangle. \quad (8)$$

The angle of pitch of φ_q -CTRS is given one of the followings

$$\lambda_q = \oint d\theta = -\oint \langle d\vec{h}, \vec{a} \rangle = -\langle \vec{q}, \vec{d} \rangle = 2\pi - a_q = \oint g_q \quad (9)$$

where a_q and g_q are the measure of the spherical surface area bounded by the spherical image of φ_q -CTRS and the geodesic curvature of this image, respectively. The pitch and the angle of pitch are well-known real integral invariants of closed trajectory ruled surface[3-6].

The area vector of a x -closed space curve in E^3 is given by

$$\vec{v}_x = \oint x \times dx \quad (10)$$

and the area of projection of a x -closed space curve in direction of the generator of a y -CTRS is

$$2f_{x,y} = \langle \vec{v}_x, y \rangle. \quad (11)$$

(See [5]).

3. Dual Numbers and Dual Vectors

Dual numbers had been introduced by W. K. Clifford (1845-1879). A dual number has the form $\bar{a} = (a, a^*) = a + \varepsilon a^*$ where a and a^* are real numbers and $\varepsilon = (0, 1)$ is dual unit with $\varepsilon^2 = 0$. The product of dual numbers $\bar{a} = (a, a^*) = a + \varepsilon a^*$ and $\bar{b} = (b, b^*) = b + \varepsilon b^*$ is given by

$$\bar{a}\bar{b} = (a, a^*)(b, b^*) = (ab, ab^* + a^*b) = ab + \varepsilon(ab^* + a^*b). \quad (12)$$

We denote the set of dual numbers by D :

$$D = \{\bar{a} = a + \varepsilon a^* : a, a^* \in \mathbb{R}, \varepsilon^2 = 0\}. \quad (13)$$

Clifford showed that dual numbers form algebra, but not a field. The pure dual numbers εa^* are zero divisors, $(\varepsilon a^*)(\varepsilon b^*) = 0$. However, the other laws of the algebra of dual

numbers are the same as the laws of algebra of complex numbers. This means that dual numbers form a ring over the real number field.

Now let f be a differentiable function with dual variable $\bar{x} = x + \varepsilon x^*$. Then the Maclaurine series generated by f is given by

$$f(\bar{x}) = f(x + \varepsilon x^*) = f(x) + \varepsilon x^* f'(x), \quad (14)$$

where $f'(x)$ is derivative of $f(x)$.

Let D^3 be the set of all triples of dual numbers, i.e.,

$$D^3 = \{\tilde{a} = (\bar{a}_1, \bar{a}_2, \bar{a}_3) : \bar{a}_i \in D, i = 1, 2, 3\}, \quad (15)$$

Then the set D^3 is called dual space. The elements of D^3 are called dual vectors. A dual vector \tilde{a} may be expressed in the form $\tilde{a} = \bar{a} + \varepsilon \bar{a}^* = (\bar{a}, \bar{a}^*)$, where \bar{a} and \bar{a}^* are the vectors of IR^3 . Then for any vectors $\tilde{a} = \bar{a} + \varepsilon \bar{a}^*$ and $\tilde{b} = \bar{b} + \varepsilon \bar{b}^*$ in D^3 , the scalar product and the vector product are defined by

$$\langle \tilde{a}, \tilde{b} \rangle = \langle \bar{a}, \bar{b} \rangle + \varepsilon (\langle \bar{a}, \bar{b}^* \rangle + \langle \bar{a}^*, \bar{b} \rangle), \quad (16)$$

and

$$\tilde{a} \times \tilde{b} = \bar{a} \times \bar{b} + \varepsilon (\bar{a} \times \bar{b}^* + \bar{a}^* \times \bar{b}), \quad (17)$$

respectively, where $\langle \bar{a}, \bar{b} \rangle$ and $\bar{a} \times \bar{b}$ are the inner product and the vector product of the vectors where \bar{a} and \bar{a}^* in IR^3 .

The norm of a dual vector \tilde{a} is given by

$$\|\tilde{a}\| = \sqrt{\langle \tilde{a}, \tilde{a} \rangle} = \|\bar{a}\| + \varepsilon \frac{\langle \bar{a}, \bar{a}^* \rangle}{\|\bar{a}^*\|}. \quad (18)$$

A dual vector \tilde{a} with norm 1 is called dual unit vector. The set of dual unit vectors is

$$\tilde{S}^2 = \{\tilde{a} = (\bar{a}_1, \bar{a}_2, \bar{a}_3) \in D^3 : \langle \tilde{a}, \tilde{a} \rangle = 1\}, \quad (19)$$

which is called dual unit sphere.

E. Study used dual numbers and dual vectors in his research on the geometry of lines and kinematics. He devoted special attention to the representation of directed lines by dual unit vectors and defined the mapping that is known by his name: There exists one-to-one correspondence between the vectors of dual unit sphere \tilde{S}^2 and the directed lines of space of lines IR^3 . By the aid of this correspondence, the properties of the spatial motion of a line can be derived. Hence, the geometry of ruled surface is represented by the geometry of dual curves on the dual unit sphere in D^3 .

The angle $\bar{\theta} = \theta + \varepsilon \theta^*$ between two dual unit vectors \tilde{a}, \tilde{b} is called *dual angle* and defined by

$$\langle \tilde{a}, \tilde{b} \rangle = \cos \bar{\theta} = \cos \theta - \varepsilon \theta^* \sin \theta. \quad (20)$$

By considering The E. Study Mapping, the geometric interpretation of dual angle is that θ is the real angle between lines L_1, L_2 corresponding to the dual unit vectors \tilde{a}, \tilde{b} , respectively, and θ^* is the shortest distance between those lines[1,6].

Let K be a moving dual unit sphere generated by a dual orthonormal system

$$\left\{ \tilde{q}, \tilde{h} = \frac{d\tilde{q}}{\|d\tilde{q}\|}, \tilde{a} = \tilde{q} \times \tilde{h} \right\}, \tilde{q} = \bar{q} + \varepsilon \bar{q}^*, \tilde{h} = \bar{h} + \varepsilon \bar{h}^*, \tilde{a} = \bar{a} + \varepsilon \bar{a}^*, \quad (21)$$

and K' be a fixed dual unit sphere with the same center. Then, the derivative equations of the dual spherical closed motion of K with respect to K' are

$$\begin{cases} d\tilde{q} = \bar{k}_1 \tilde{h} \\ d\tilde{h} = -\bar{k}_1 \tilde{q} + \bar{k}_2 \tilde{a} \\ d\tilde{a} = -\bar{k}_2 \tilde{h} \end{cases} \quad (22)$$

where $\bar{k}_1(s) = k_1(s) + \varepsilon k_1^*(s)$, $\bar{k}_2(s) = k_2(s) + \varepsilon k_2^*(s)$, $(s \in \mathbb{R})$ are dual curvature and dual torsion, respectively. From the E. Study mapping, during the spherical motion of K with respect to K' , the dual unit vector \tilde{q} draws a dual curve on dual unit sphere K' and this curve represents a ruled surface with rulling \tilde{q} in line space \mathbb{R}^3 .

Dual vector $\tilde{\psi} = \tilde{\psi} + \varepsilon \tilde{\psi}^* = \bar{k}_2 \tilde{q} + \bar{k}_1 \tilde{a}$ is called the instantaneous Pfaffian vector of the motion and the vector \tilde{P} given by $\tilde{\psi} = \|\tilde{\psi}\| \tilde{P}$ is called the dual pole vector of the motion. Then the vector

$$\tilde{d} = \oint \tilde{\psi} \quad (23)$$

is the dual Steiner vector of the closed motion.

By considering the E. Study mapping, the dual equations (22) correspond to the real equations (5) and (6) of a closed spatial motion in E^3 . So, the differentiable dual closed curve $\tilde{q} = \tilde{q}(s)$ is corresponds to a closed trajectory ruled surface in line space and denoted by φ_q -CTRS.

A dual integral invariant of a φ_q -CTRS can be given in terms of real integral invariants as follows and is called the dual angle of pitch of a φ_q -CTRS

$$\bar{\lambda}_q = -\oint \langle d\tilde{h}, \tilde{a} \rangle = -\langle \tilde{q}, \tilde{d} \rangle = 2\pi - \bar{a}_q = \oint \bar{g}_q = \lambda_q - \varepsilon \ell_q \quad (24)$$

where $\tilde{d} = \bar{d} + \varepsilon \bar{d}^*$, $\bar{a}_q = a_q + \varepsilon a_q^*$ and $\bar{g}_q = g_q + \varepsilon g_q^*$ are the dual Steiner vector of the motion, the measure of dual spherical surface area and the dual geodesic curvature of spherical image of φ_q -CTRS, respectively[1,3,6].

4. Mannheim Offsets of Trajectory Ruled Surfaces

Let φ_q and φ_{q_1} be two trajectory ruled surfaces generated by dual vectors \tilde{q} and \tilde{q}_1 of the dual orthonormal frames $\{\tilde{q}(s), \tilde{h}(s), \tilde{a}(s)\}$ and $\{\tilde{q}_1(s_1), \tilde{h}_1(s_1), \tilde{a}_1(s_1)\}$, respectively. Then φ_q and φ_{q_1} are called Mannheim offsets of trajectory ruled surface, if

$$\tilde{a}(s) = \tilde{h}_1(s_1) \quad (25)$$

where s and s_1 are the arc-length of striction lines of φ_q and φ_{q_1} , respectively. By this definition, the relation between the trihedrons

$$\left\{ \tilde{q}, \tilde{h} = \frac{d\tilde{q}}{\|d\tilde{q}\|}, \tilde{a} = \tilde{q} \times \tilde{h} \right\} \quad (26)$$

and

$$\left\{ \tilde{q}_1, \tilde{h}_1 = \frac{d\tilde{q}_1}{\|d\tilde{q}_1\|}, \tilde{a}_1 = \tilde{q}_1 \times \tilde{h}_1 \right\} \quad (27)$$

of trajectory ruled surfaces φ_q and φ_{q_1} can be given as follows

$$\begin{pmatrix} \tilde{q}_1 \\ \tilde{h}_1 \\ \tilde{a}_1 \end{pmatrix} = \begin{pmatrix} \cos \bar{\theta} & \sin \bar{\theta} & 0 \\ 0 & 0 & 1 \\ \sin \bar{\theta} & -\cos \bar{\theta} & 0 \end{pmatrix} \begin{pmatrix} \tilde{q} \\ \tilde{h} \\ \tilde{a} \end{pmatrix} \quad (28)$$

where $\bar{\theta} = \theta + \varepsilon\theta^*$, $(0 \leq \theta \leq \pi, \theta^* \in \mathbb{R})$ is the dual angle between the generators \tilde{q} and \tilde{q}_1 of Mannheim trajectory ruled surface φ_q and φ_{q_1} . The angle θ is called the offset angle and θ^* is called the offset distance. Then, $\bar{\theta} = \theta + \varepsilon\theta^*$ is called dual offset angle of the Mannheim trajectory ruled surface φ_q and φ_{q_1} . If $\theta = 0$ and $\theta = \pi/2$ then the Mannheim offsets are said to be oriented offsets and right offsets, respectively. Thus, we can give the followings.

Theorem 4.1. Let φ_q and φ_{q_1} be the Mannheim trajectory ruled surface. The offset angle and the offset distance are given by

$$\theta = -\int k_1 ds, \quad \theta^* = -\int k_1^* ds \quad (29)$$

respectively.

Proof: From (28) we have

$$\tilde{q}_1 = \cos \bar{\theta} \tilde{q} + \sin \bar{\theta} \tilde{h} \quad (30)$$

Differentiating (30) and by using (22) and (28) we may write

$$\frac{d\tilde{q}_1}{ds} = -\left(\frac{d\bar{\theta}}{ds} + \bar{k}_1\right)\tilde{a}_1 + \bar{k}_2 \sin \bar{\theta} \tilde{h}_1 \quad (31)$$

Since $\frac{d\tilde{q}_1}{ds}$ is orthogonal to \tilde{a}_1 , from (31) we get

$$\bar{\theta} = -\int \bar{k}_1 ds \quad (32)$$

Separating (32) into real and dual parts we have

$$\theta = -\int k_1 ds, \quad \theta^* = -\int k_1^* ds.$$

Theorem 4.2. The closed trajectory ruled surfaces φ_q and φ_{q_1} form a Mannheim offsets if and only if the following relationship holds

$$\bar{\lambda}_{q_1} = \bar{\lambda}_q \cos \bar{\theta} + \bar{\lambda}_h \sin \bar{\theta}, \quad \bar{\theta} = -\int \bar{k}_1 ds \quad (33)$$

Proof: Let the closed trajectory ruled surfaces φ_q and φ_{q_1} form a Mannheim offsets. Then, by direct calculation, from (24) and (28), the dual angle of pitch of φ_{q_1} -CTRS is given by

$$\bar{\lambda}_{q_1} = \bar{\lambda}_q \cos \bar{\theta} + \bar{\lambda}_h \sin \bar{\theta}$$

Conversely, if (33) holds, it is easily seen that φ_q and φ_{q_1} -CTRS form a Mannheim offsets.

Equality (33) is a dual characterization of Mannheim offsets of CTRS in terms of their dual integral invariants. Separating (33) into real and dual parts, we obtain

$$\begin{cases} \lambda_{q_1} = \lambda_q \cos \theta + \lambda_h \sin \theta \\ \ell_{q_1} = (\ell_q - \theta^* \lambda_h) \cos \theta + (\ell_h + \theta^* \lambda_q) \sin \theta \end{cases} \quad (34)$$

Then, we may give the following results

Result 4.1. If φ_q and φ_{q_1} are the oriented closed Mannheim trajectory ruled surfaces i.e., $\theta = 0$, then the relationships between the real integral invariants of φ_q and φ_{q_1} -CTRS are given as follows.

$$\lambda_{q_1} = \lambda_q, \quad \ell_{q_1} = \ell_q - \theta^* \lambda_h. \quad (35)$$

Furthermore, the measure of spherical surface areas bounded by the spherical images of φ_q and φ_{q_1} -CTRS Mannheim offsets are the same, i.e.,

$$a_{q_1} = a_q \text{ and } a_{q_1}^* = -a_q^* + \theta^*(2\pi - a_h) \quad (36)$$

Result 4.2. If φ_q and φ_{q_1} are the right closed Mannheim trajectory ruled surfaces, i.e., $\theta = \pi/2$, then the relationships between the real integral invariants of φ_q and φ_{q_1} -CTRS are given as follows

$$\lambda_{q_1} = \lambda_h, \quad \ell_{q_1} = \ell_h + \theta^* \lambda_q \quad (37)$$

Then, the measure of spherical surface areas bounded by the spherical images of φ_{q_1} and φ_h -CTRS are the same, i.e.,

$$a_{q_1} = a_h \text{ and } a_{q_1}^* = -(a_h^* + \theta^*(2\pi - a_q)) \quad (38)$$

Result 4.3. If $\theta^* = 0$, i.e., the generators \vec{q} and \vec{q}_1 of the Mannheim offset surfaces intersect, then we have

$$\begin{cases} \lambda_{q_1} = \lambda_q \cos \theta + \lambda_h \sin \theta \\ \ell_{q_1} = \ell_q \cos \theta + \ell_h \sin \theta \end{cases} \quad (39)$$

In this case, φ_q and φ_{q_1} -CTRS are intersect along their striction lines. It means, their striction lines are the same.

Let now consider that what the condition for the developable Mannheim offset of a CTRS is. Let φ_q and φ_{q_1} -CTRS be the Mannheim offset surfaces and let $\vec{\alpha}(s)$ and $\vec{\beta}(s_1)$ be the striction lines of φ_q and φ_{q_1} -CTRS, respectively. Then, we can write

$$\vec{\beta}(s) = \vec{\alpha}(s) + \theta^* \vec{a}(s) \quad (40)$$

where s is the arc-length of $\vec{\alpha}(s)$. Assume that φ_q -CTRS is developable. Then from (3) and (6) we have

$$\delta_q = \frac{\langle \cos \sigma \vec{q} + \sin \sigma \vec{a}, \vec{q} \times w_{12} \vec{h} \rangle}{\langle w_{12} \vec{h}, w_{12} \vec{h} \rangle} = \frac{\sin \sigma}{w_{12}} = 0 \quad (41)$$

Then we have $\sigma = 0$. Thus, from (6)

$$\frac{d\vec{\alpha}}{ds} = \vec{q} \quad (42)$$

Hence, along the striction line $\vec{\alpha}(s)$, the orthogonal frame $\{\vec{q}, \vec{h}, \vec{a}\}$ coincides with the Frenet frame $\{\vec{T}, \vec{N}, \vec{B}\}$ and the differential forms k_1 and k_2 turn into the curvature κ_α and torsion τ_α of the striction line $\alpha(s)$, respectively. Then with the aid of (5), (40) and (42) we have

$$\frac{d\vec{\beta}}{ds} = \vec{q} - \theta^* \tau_\alpha \vec{h}. \quad (43)$$

On the other hand from (5) and (28) we obtain

$$\frac{d\vec{q}_1}{ds} = -\left(\frac{d\theta}{ds} + \kappa_\alpha\right) \sin \theta \vec{q} + \left(\frac{d\theta}{ds} + \kappa_\alpha\right) \cos \theta \vec{h} + \tau_\alpha \sin \theta \vec{a} \quad (44)$$

By using (29) and the fact that $k_1 = \kappa_\alpha$, from (44) we have

$$\frac{d\vec{q}_1}{ds} = \tau_\alpha \sin \theta \vec{a} \quad (45)$$

From (43) and (45) we have

$$\delta_{q_1} = \frac{\langle d\vec{\beta}, \vec{q}_1 \times d\vec{q}_1 \rangle}{\langle d\vec{q}_1, d\vec{q}_1 \rangle} = \frac{\sin \theta + \theta^* \tau_\alpha \cos \theta}{\tau_\alpha \sin \theta}. \quad (46)$$

Thus, from (42) and (46) it can be stated that if the Mannheim offsets of φ_q and φ_{q_1} ruled surfaces are developable then the following relationship holds

$$\sin \theta + \theta^* \tau_\alpha \cos \theta = 0 \quad (47)$$

If (47) holds, along the striction line $\beta(s_1)$, the orthogonal frame $\{\vec{q}_1, \vec{h}_1, \vec{a}_1\}$ coincides with the Frenet frame $\{\vec{T}_1, \vec{N}_1, \vec{B}_1\}$. Thus, the following theorem may be given.

Theorem 4.3. *If φ_q and φ_{q_1} are Mannheim offsets of developable trajectory ruled surfaces then their striction lines are Mannheim partner curves.*

From (47) we can give the following special cases

Result 4.4. $\theta = 0$, i.e., the Mannheim offsets of φ_q and φ_{q_1} developable trajectory ruled surfaces are oriented

\Leftrightarrow Their generator are coincident, i.e., $\theta^* = 0$.

\Leftrightarrow The Mannheim offsets of φ_q and φ_{q_1} developable trajectory ruled surfaces are coincident.

Result 4.5. $\theta = \pi/4 \Leftrightarrow$ there is a relationship between the torsion of $\alpha(s)$ and offset distance as follows

$$\tau_\alpha = -\frac{1}{\theta^*} \quad (48)$$

If φ_q -CTRS is developable then from the equations (8), (28) and (43) the pitch ℓ_{q_1} of φ_{q_1} -CTRS is

$$\ell_{q_1} = -\oint (\cos \theta ds - \theta^* \tau_\alpha \cos \theta) ds$$

Then we can give the following result:

Result 4.6. If φ_q -CTRS is developable then the relation between the pitch ℓ_{q_1} of φ_{q_1} -CTRS and the torsion of striction line $\alpha(s)$ of φ_q -CTRS is given by

$$\ell_{q_1} = -\oint (\cos \theta ds - \theta^* \tau_\alpha \cos \theta) ds \quad (49)$$

Let now consider the area of projections of Mannheim offsets. With the aid of [5] the dual area vectors of the spherical images of φ_q and φ_{q_1} Mannheim offsets are

$$\begin{cases} \tilde{w}_q = \tilde{d} + \overline{\lambda}_q \tilde{q} \\ \tilde{w}_{q_1} = \tilde{d} + \overline{\lambda}_{q_1} \tilde{q}_1 \end{cases} \quad (50)$$

respectively. Then, the dual area of projection of the spherical image of φ_{q_1} -CTRS in direction q , generators of φ_q -offsets, is

$$2\overline{f}_{\tilde{q}_1, \tilde{q}} = \langle \tilde{w}_{q_1}, \tilde{q} \rangle = -\overline{\lambda}_q + \overline{\lambda}_{q_1} \cos \overline{\theta} \quad (51)$$

Separating (51) into real and dual parts we have the following theorem

Theorem 4.4. The relationships between the area of projections of spherical images of the Mannheim offsets and their integral invariants are given as follows

$$\begin{cases} 2f_{q_1,q} = -\lambda_q + \lambda_{q_1} \cos \theta, \\ 2f_{q_1,q}^* = \ell_q - \ell_{q_1} \cos \theta - \lambda_{q_1} \theta^* \sin \theta, \end{cases} \quad (52)$$

Result 4.7. If φ_q and φ_{q_1} -CTRS are the oriented surfaces, i.e., $\theta = 0$, then from (52) we have

$$2f_{q_1,q} = -\lambda_q + \lambda_{q_1}, \quad 2f_{q_1,q}^* = \ell_q - \ell_{q_1} \quad (53)$$

Result 4.8. If φ_q and φ_{q_1} -CTRS are the right Mannheim offsets, i.e., $\theta = \pi/2$, then from (52) we have

$$2f_{q_1,q} = -\lambda_q, \quad 2f_{q_1,q}^* = \ell_q - \lambda_{q_1} \theta^*, \quad (54)$$

Similarly, the dual area of projection of spherical image of φ_{q_1} -CTRS in the direction \vec{h} is

$$2\bar{f}_{q_1,h} = \langle \tilde{w}_{q_1}, \tilde{h} \rangle = -\bar{\lambda}_h + \bar{\lambda}_{q_1} \sin \bar{\theta} \quad (55)$$

Separating (51) into real and dual parts we have the following

Result 4.9. If φ_q and φ_{q_1} -CTRS are Mannheim offsets then we have

$$\begin{cases} 2f_{q_1,h} = -\lambda_h + \lambda_{q_1} \sin \theta, \\ 2f_{q_1,h}^* = \ell_h - \ell_{q_1} \sin \theta + \lambda_{q_1} \theta^* \cos \theta, \end{cases} \quad (56)$$

Result 4.10. If φ_q and φ_{q_1} -CTRS are the oriented Mannheim surfaces, i.e., $\theta = 0$, then from (56) we have

$$2f_{q_1,h} = -\lambda_h, \quad 2f_{q_1,h}^* = \ell_h + \lambda_{q_1} \theta^* \quad (57)$$

Result 4.11. If φ_q and φ_{q_1} -CTRS are right Mannheim offsets, i.e., $\theta = \pi/2$, then from (56) we have

$$2f_{q_1,h} = -\lambda_h + \lambda_{q_1}, \quad 2f_{q_1,h}^* = \ell_h - \ell_{q_1} \quad (58)$$

Similarly, the dual area of projection of spherical image of φ_{q_1} -CTRS in the direction \vec{a} is

$$2\bar{f}_{q_1,a} = \langle \tilde{w}_{q_1}, \tilde{a} \rangle = -\bar{\lambda}_a = -\bar{\lambda}_{h_1} = 0 \quad (59)$$

Separating (59) into real and dual parts we have the following

Result 4.12. If φ_q and φ_{q_1} -CTRS are Mannheim offsets then we have

$$f_{q_1,a} = -\lambda_{h_1} = -\lambda_a = 0, \quad f_{q_1,a}^* = \ell_{h_1} = \ell_a \quad (60)$$

Example 4.1. Let consider the cone surface given by

$$\varphi(u, v) = (0, 1, 0) + v(\cos u, 1 + \sin u, 1) \quad (61)$$

which is rendered in Fig. 1. Some Mannheim offsets of (61) can be given as follows:

i) The oriented Mannheim offset of (61) with dual offset angle $\bar{\theta} = 0 + \varepsilon\sqrt{2}$ is given by

$$\varphi_1(u, v) = (-\cos u, 1 - \sin u, 1) + v \frac{1}{\sqrt{2}} (\cos u, \sin u, 1) \quad (62)$$

which is also a cone (Fig. 2).

- ii) The right Mannheim offset of (61) with dual offset angle $\bar{\theta} = \pi/2 + \varepsilon\sqrt{2}u$ is given by
- $$\varphi_2(u, v) = (-u \cos u, 1 - u \sin u, u) + v(-\sin u, \cos u, 0) \quad (63)$$

which represents a helicoids rendered in Fig. 3.

- iii) The Mannheim offset of (61) with dual offset angle $\bar{\theta} = \pi/3 + \varepsilon\sqrt{2}$ is

$$\varphi_3(u, v) = (-\cos u, 1 - \sin u, 1) + v\left(\frac{1}{2\sqrt{2}} \cos u - \frac{\sqrt{3}}{2} \sin u, \frac{1}{2\sqrt{2}} \sin u + \frac{\sqrt{3}}{2} \cos u, \frac{1}{2\sqrt{2}}\right) \quad (64)$$

which is a hyperboloid of one sheet (Fig.4).

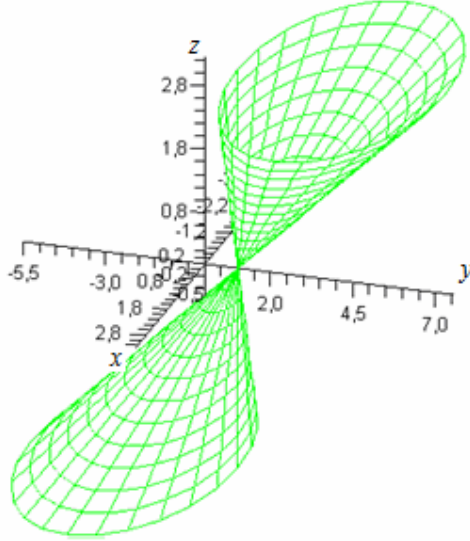


Fig. 1. The surface $\varphi(u, v)$.

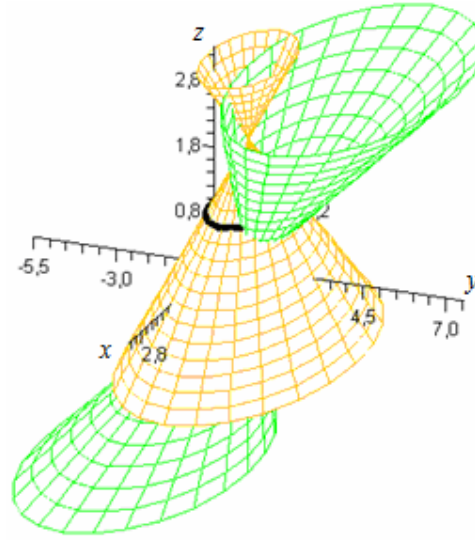


Fig. 2. Mannheim offset $\varphi_1(u, v)$ of $\varphi(u, v)$ with dual offset angle $\bar{\theta} = 0 + \varepsilon\sqrt{2}$.

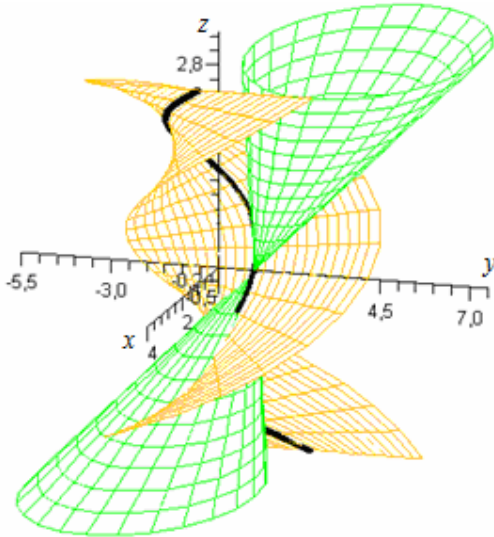


Fig. 3. Mannheim offset $\varphi_2(u, v)$ of $\varphi(u, v)$ with dual offset angle $\bar{\theta} = \pi/2 + \varepsilon\sqrt{2}u$.

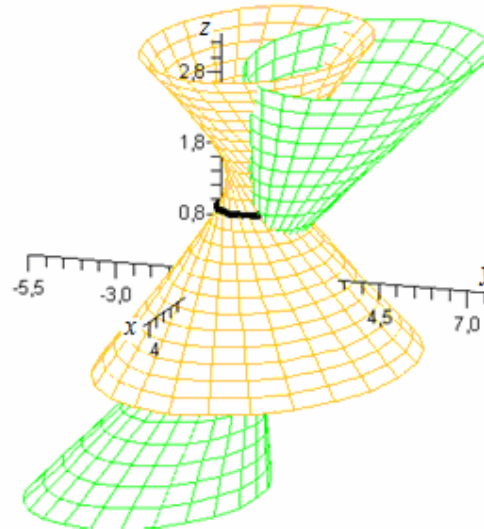


Fig. 4 Mannheim offset $\varphi_3(u, v)$ of $\varphi(u, v)$ with dual offset angle $\bar{\theta} = \pi/3 + \varepsilon\sqrt{2}$.

In Figures 2, 3 and 4, the curves rendered in black are the striction lines of the Mannheim offsets of the surface $\varphi(u, v)$

4. Conclusion

In this paper, we give the characterizations of Mannheim offsets of ruled surfaces. We find new relations between the invariants of Mannheim offsets of ruled surfaces. Furthermore, we show that the striction lines of the Mannheim offsets of the developable ruled surface are Mannheim partner curves. By using the similar methods given for Bertrand offsets, Mannheim offsets of the ruled surfaces can be used in CAGD.

References

- [1] Blaschke, W., *"Differential Geometrie and Geometrischke Grundlagen ven Einsteins Relativitastheorie Dover"*, New York, (1945).
- [2] Farouki, R.T., *"The approximation of non-degenerate offset surfaces"*, Comp. Aided Geom. Design, 3 (1986) 15-43.
- [3] Gursoy O., *"On the integral invariants of a closed ruled surface"*, Journal of Geometry, 39 (1990) 80-91.
- [4] Gursoy O., *"Some results on closed ruled surface and closed space curves"*, Mechanism and Machine Theory 27 (3) (1992) 323-330.
- [5] Gursoy O., Kucuk, A., *"On the invariants of trajectory surfaces"*, Mechanism and Machine Theory 34 (4) (1998) 587-597.
- [6] Hacısalihoğlu. H. H., *"Hareket Gometrisi ve Kuaterniyonlar Teorisi"*, Gazi Üniversitesi Fen-Edb. Fakültesi, (1983).
- [7] Karger, A., Novak, J., *"Space Kinematics and Lie Groups"*, STNL Publishers of Technical Lit., Prague, Czechoslovakia (1978).
- [8] Kucuk, A., Gursoy O., *"On the invariants of Bertrand trajectory surface offsets"*, App. Math. and Comp., 151, pp. 763-773, (2004).
- [9] Liu, H., Wang, F., *"Mannheim partner curves in 3-space"*, Journal of Geometry, vol. 88, no. 1-2, pp. 120-126, 2008.
- [10] Orbay, K., Kasap, E., Aydemir, I., *"Mannheim Offsets of Ruled Surfaces"*, Mathematical Problems in Engineering, Volume 2009, Article ID 160917.
- [11] Peternel, M., Pottmann, H., Ravani, B., *"On the computational geometry of ruled surfaces"*, Comp. Aided Geom. Design, 31, pp. 17-32, (1999).
- [12] Papaioannou, S.G., Kiritsis, D., *"An application of Bertrand curves and surfaces to CAD/CAM"*, Computer Aided Design 17 (8) (1985) 348-352.
- [13] Pottmann, H., Lü, W., Ravani, B., *"Rational ruled surfaces and their offsets"*, Graphical Models and Image Procesing, vol. 58, no. 6, pp. 544-552, 1996.
- [14] Ravani, B., Ku, T. S., *"Bertrand Offsets of ruled and developable surfaces"*, Comp. Aided Geom. Design, (23), No. 2, (1991).
- [15] Weldkamp, G.R., *"On the use of dual numbers, vectors and matrices in instantaneous spatial kinematics"*, Mechanism and Machine Theory, II (1976) 141-156.