

LETTER TO THE EDITOR

# Detection of interstellar oxidaniumyl: abundant $\text{H}_2\text{O}^+$ towards the star-forming regions DR21, Sgr B2, and NGC6334<sup>★</sup>

V. Ossenkopf<sup>1,2</sup>, H.S.P. Müller<sup>1</sup>, D.C. Lis<sup>3</sup>, P. Schilke<sup>1,4</sup>, T.A. Bell<sup>3</sup>, S. Bruderer<sup>8</sup>, E. Bergin<sup>5</sup>, C. Ceccarelli<sup>6</sup>, C. Comito<sup>4</sup>, J. Stutzki<sup>1</sup>, A. Bacman<sup>6,7</sup>, A. Baudry<sup>7</sup>, A.O. Benz<sup>8</sup>, M. Benedettini<sup>9</sup>, O. Berne<sup>37</sup>, G. Blake<sup>3</sup>, A. Boogert<sup>3</sup>, S. Bottinelli<sup>13</sup>, F. Boulanger<sup>10</sup>, S. Cabrit<sup>11</sup>, P. Caselli<sup>12</sup>, E. Caux<sup>13,14</sup>, J. Cernicharo<sup>15</sup>, C. Codella<sup>16</sup>, A. Coutens<sup>13</sup>, N. Crimier<sup>6,15</sup>, N.R. Crockett<sup>5</sup>, F. Daniel<sup>11,15</sup>, K. Demyk<sup>13</sup>, P. Dieleman<sup>2</sup>, C. Dominik<sup>18,19</sup>, M.L. Dubernet<sup>20</sup>, M. Emprechtinger<sup>3</sup>, P. Encrenaz<sup>11</sup>, E. Falgarone<sup>17</sup>, K. France<sup>28</sup>, A. Fuente<sup>21</sup>, M. Gerin<sup>17</sup>, T.F. Giesen<sup>1</sup>, A.M. di Giorgio<sup>9</sup>, J.R. Goicoechea<sup>15</sup>, P.F. Goldsmith<sup>22</sup>, R. Güsten<sup>4</sup>, A. Harris<sup>23</sup>, F. Helmich<sup>2</sup>, E. Herbst<sup>25</sup>, P. Hily-Blant<sup>6</sup>, K. Jacobs<sup>1</sup>, T. Jacq<sup>7</sup>, Ch. Joblin<sup>13,14</sup>, D. Johnstone<sup>26</sup>, C. Kahane<sup>6</sup>, M. Kama<sup>18</sup>, T. Klein<sup>4</sup>, A. Klotz<sup>13</sup>, C. Kramer<sup>27</sup>, W. Langer<sup>22</sup>, B. Lefloch<sup>6</sup>, C. Leinz<sup>4</sup>, A. Lorenzani<sup>16</sup>, S.D. Lord<sup>3</sup>, S. Maret<sup>6</sup>, P.G. Martin<sup>28</sup>, J. Martin-Pintado<sup>15</sup>, C. McCoey<sup>29,42</sup>, M. Melchior<sup>30</sup>, G.J. Melnick<sup>31</sup>, K.M. Menten<sup>4</sup>, B. Mookerjee<sup>41</sup>, P. Morris<sup>3</sup>, J.A. Murphy<sup>32</sup>, D.A. Neufeld<sup>33</sup>, B. Nisini<sup>34</sup>, S. Pacheco<sup>6</sup>, L. Pagani<sup>10</sup>, B. Parise<sup>4</sup>, J.C. Pearson<sup>22</sup>, M. Pérouault<sup>11</sup>, T.G. Phillips<sup>3</sup>, R. Plume<sup>35</sup>, S.-L. Quin<sup>1</sup>, R. Rizzo<sup>21</sup>, M. Röllig<sup>1</sup>, M. Salez<sup>11</sup>, P. Saraceno<sup>9</sup>, S. Schlemmer<sup>1</sup>, R. Simon<sup>1</sup>, K. Schuster<sup>27</sup>, F.F.S. van der Tak<sup>2,36</sup>, A.G.G.M. Tielens<sup>37</sup>, D. Teyssier<sup>38</sup>, N. Trappe<sup>32</sup>, C. Vastel<sup>13,14</sup>, S. Viti<sup>39</sup>, V. Wakelam<sup>7</sup>, A. Walters<sup>13</sup>, S. Wang<sup>5</sup>, N. Whyborn<sup>40</sup>, M. van der Wiel<sup>2,36</sup>, H.W. Yorke<sup>22</sup>, S. Yu<sup>22</sup>, and J. Zmuidzinas<sup>3</sup>

(Affiliations can be found after the references)

Preprint online version: October 8, 2018

## ABSTRACT

**Aims.** We identify a prominent absorption feature at 1115 GHz, detected in first HIFI spectra towards high-mass star-forming regions, and interpret its astrophysical origin.

**Methods.** The characteristic hyperfine pattern of the  $\text{H}_2\text{O}^+$  ground-state rotational transition, and the lack of other known low-energy transitions in this frequency range, identifies the feature as  $\text{H}_2\text{O}^+$  absorption against the dust continuum background and allows us to derive the velocity profile of the absorbing gas. By comparing this velocity profile with velocity profiles of other tracers in the DR21 star-forming region, we constrain the frequency of the transition and the conditions for its formation.

**Results.** In DR21, the velocity distribution of  $\text{H}_2\text{O}^+$  matches that of the [C II] line at 158  $\mu\text{m}$  and of OH cm-wave absorption, both stemming from the hot and dense clump surfaces facing the H II-region and dynamically affected by the blister outflow. Diffuse foreground gas dominates the absorption towards Sgr B2. The integrated intensity of the absorption line allows us to derive lower limits to the  $\text{H}_2\text{O}^+$  column density of  $7.2 \times 10^{12} \text{ cm}^{-2}$  in NGC 6334,  $2.3 \times 10^{13} \text{ cm}^{-2}$  in DR21, and  $1.1 \times 10^{15} \text{ cm}^{-2}$  in Sgr B2.

**Key words.** Astrochemistry – Line: identification – Molecular data – ISM: abundances – ISM: molecules – ISM: clouds

## 1. Introduction

Oxidaniumyl or oxoniumyl (Connelly et al., 2005), the reactive water cation,  $\text{H}_2\text{O}^+$ , plays a crucial role in the chemical network describing the formation of oxygen-bearing molecules in UV irradiated parts of molecular clouds (van Dishoeck & Black, 1986; Gerin et al., 2010). It was identified at optical wavelengths in the tails of comets in the 1970's (Fehrenbach & Arpigny, 1973; Herzberg & Lew, 1974; Wehinger et al., 1974), but its detection in the general interstellar medium has proven elusive.

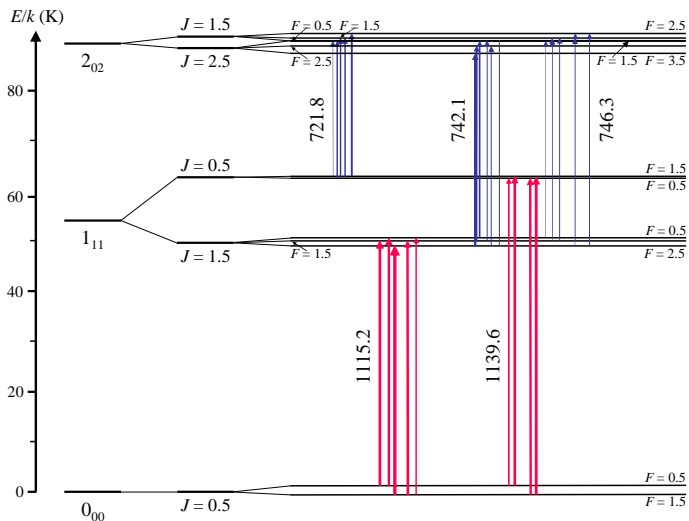
We report a detection of the ground-state rotational transition of  $\text{H}_2\text{O}^+$  in some of the first spectra taken with the HIFI instrument (de Graauw et al., 2010) on board the *Herschel* Space Observatory (Pilbratt et al., 2010) during the performance verification campaign and early science observations. Section 2 briefly introduces the properties of the sources where  $\text{H}_2\text{O}^+$  was

detected. Section 3 summarises the spectroscopic data of the molecule. The observations and the line identification are described in Sect. 4 and in Sect. 5 we discuss the physical properties of the  $\text{H}_2\text{O}^+$  absorption layer.

## 2. The sources

We observed three massive Galactic star-forming/H II regions with very different properties. The DR21 star-forming region is embedded in a ridge of dense molecular material that obscures it at optical wavelengths. The embedded cluster drives a violent bipolar outflow and creates bright photon-dominated (or photo-dissociation) regions (PDRs), visible as clumps of 8  $\mu\text{m}$  PAH emission in *Spitzer* IRAC maps (Marston et al., 2004) and showing up in emission lines from tracers of irradiated hot gas, such as  $\text{HCO}^+$ , high- $J$  CO, atomic and ionised carbon, and atomic oxygen (Lane et al., 1990; Jakob et al., 2007). The eastern, blue-shifted outflow expands in a blister-like fountain, while the western, red-shifted outflow is confined to a small cone.

<sup>★</sup> *Herschel* is an ESA space observatory with science instruments provided by European-led Principal Investigator consortia and with important participation from NASA.



**Fig. 1.** Energy level diagram of the lowest rotational levels of *ortho*-H<sub>2</sub>O<sup>+</sup> and its radiative transitions. The fine structure transition frequencies are given in GHz.

The Sgr B2(M) and (N) cores are the most massive star-formation sites in our Galaxy. The line of sight, located in the plane of the Galaxy, passes through many spiral arm clouds and the extended envelope of Sgr B2 itself. The foreground clouds display a very rich molecular and atomic spectrum (Polehampton et al., 2007), although they often have very low densities and column densities, characteristic of diffuse or translucent clouds. The envelope of Sgr B2 itself includes hot, low density layers at both the ambient cloud velocity of 64 km s<sup>-1</sup>, and at 0 km s<sup>-1</sup> (Ceccarelli et al., 2002). Many species detected along this line of sight have not been found elsewhere and the exact origin of the molecular features is often ambiguous because of the overlapping radial velocities (e.g., Comito et al., 2003).

NGC6334 is a nearby molecular cloud complex containing several concentrations of massive stars at various stages of evolution. The far-infrared source “I” contains an embedded cluster of NIR sources (Tapia et al., 1996). Four compact mm continuum sources are located near the geometric centre of the cluster (Hunter et al., 2007). Although NGC6334I is not known to exhibit strong absorption lines, its OH absorption profiles (Brooks & Whiteoak, 2001) reveal two molecular clouds along this line of sight, one with velocities between -15 and 2 km s<sup>-1</sup>, and the other near 6 km s<sup>-1</sup>.

### 3. The H<sub>2</sub>O<sup>+</sup> spectroscopy

H<sub>2</sub>O<sup>+</sup> is a radical with a <sup>2</sup>B<sub>1</sub> electronic ground state and bond lengths and angle slightly larger than H<sub>2</sub>O. Quantum-chemical calculations (Weis et al., 1989) yield a ground-state dipole moment of 2.4 D. The B<sub>1</sub> symmetry of the ground electronic state leads to a reversal of the *ortho* and *para* levels relative to water.

The rotational spectrum was measured by laser magnetic resonance (Strahan et al., 1986; Mürtz et al., 1998). Predictions of the  $N_{K_a K_c} = 1_{11} - 0_{00}$ ,  $J = 3/2 - 1/2$  fine structure component near 1115 GHz using the new parameters by Mürtz et al. (1998) are between 27.3 and 28.5 MHz higher than those calculated from Strahan et al. (1986), even though both articles claim to have reproduced the experimental data to ~2 MHz. The reanalysis of equivalent measurements of SH<sup>+</sup>, by Brown & Müller (2009), shows that this accuracy is in principle achievable.

**Table 1.** Parameters of the hyperfine lines  $F' - F''$  in the observed  $1_{11} - 0_{00}$ ,  $J = 3/2 - 1/2$  *ortho* H<sub>2</sub>O<sup>+</sup> transition, including predicted frequencies, Einstein-A and optical depth at low temperatures

$F' - F''$	$\nu_{\text{Mürtz}}^a$ [MHz]	$\nu_{\text{Strahan}}^a$ [MHz]	$\nu_{\text{OH-based}}^b$ [MHz]	$A$ [s <sup>-1</sup> ]	$\int \tau dv$ [mK km s <sup>-1</sup> ]
5/2 - 3/2	1115204.1	1115175.8	1115161	0.031	23.51
3/2 - 1/2	1115150.5	1115122.0	1115107	0.017	8.67
3/2 - 3/2	1115263.2	1115235.6	1115221	0.014	7.00
1/2 - 1/2	1115186.2	1115158.0	1115143	0.027	6.96
1/2 - 3/2	1115298.9	1115271.6	1115257	0.0035	0.88

<sup>a</sup> Predictions based on Strahan et al. (1986) and Mürtz et al. (1998). Nominal uncertainties are  $\approx 2$  MHz but this is inconsistent with the discrepancy between the two predictions so that the actual uncertainty is unknown.

<sup>b</sup> from the matching DR21 OH pattern by Guilloteau et al. (1984)

<sup>c</sup>  $\int \tau_{\text{low-T}}/N_{\text{H}_2\text{O}^+} dv$  in 10<sup>-14</sup> km s<sup>-1</sup> cm<sup>2</sup>

**Table 2.** Summary of the observational parameters

	DR21(C)	Sgr B2(M)	NGC 6334
RA (J2000)	20h39m01.1s	17h47m20.35s	17h20m53.32s
DEC	42° 19' 43.0"	-28° 23' 03.0"	-35° 46' 58.5"
Mode	Load-chop <sup>2</sup>	DBS	DBS
$t_{\text{int,source}}$	150 s	48 s	48 s
$\sigma_{\text{noise}}^1$	0.07 K	0.08 K	0.08 K

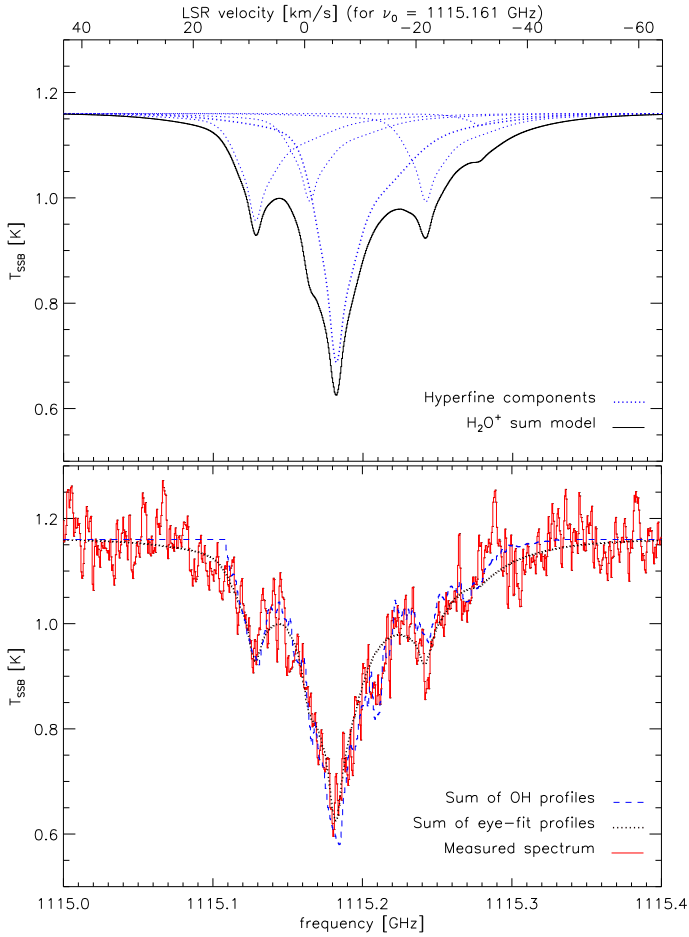
<sup>1</sup> at native WBS resolution (1.1 MHz = 0.30 km s<sup>-1</sup>)

<sup>2</sup> OFF position=20h37m10s, 42°37'00"

However, the large centrifugal distortion in H<sub>2</sub>O<sup>+</sup> requires a large set of spectroscopic parameters to reproduce a comparatively small set of data; this may cause problems in the zero-field extrapolation. Moreover, the frequencies of the two fine structure levels of the  $1_{11}$  rotational state in Table V of Mürtz et al. (1998) agree precisely with those of the  $F' = J'$ ,  $F'' = J''$  hyperfine transitions. This can only be achieved when the calculated frequencies are lower by 51.56 and 88.05 MHz, respectively, since the respective hyperfine component is the lowest in each case. Correcting the published frequencies of the  $J = 3/2 - 1/2$  fine structure component by 51.56 MHz improves the agreement with Strahan et al. (1986). The results are summarized in Table 1. Alternatively, we could use the corrected frequencies of Mürtz et al. (1998) and arrive at values that are lower by about 23 MHz. This provides a rough estimate of the uncertainty in the predictions. An H<sub>2</sub>O<sup>+</sup> catalogue entry will be prepared for the CDMS (Müller et al., 2005) by carefully scrutinizing the available IR data summarised in Zheng et al. (2008) with  $\approx 150$  MHz uncertainties.

### 4. Observations of the 1115 GHz ground-state transition

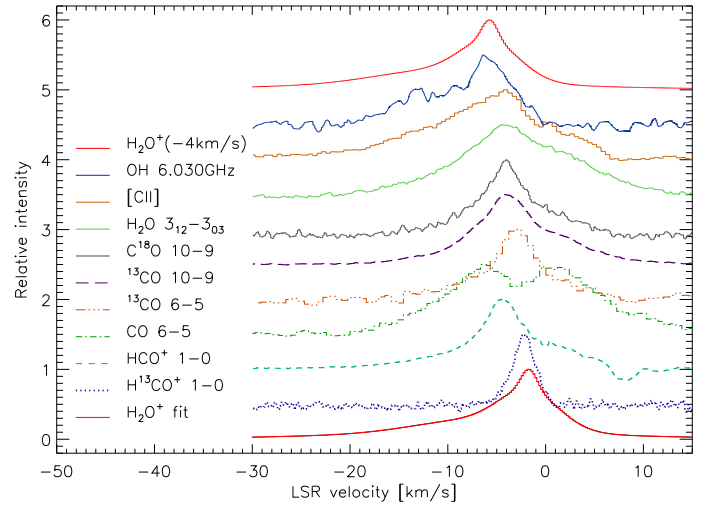
The H<sub>2</sub>O<sup>+</sup> line was detected in DR21 during performance verification observations of the HIFI instrument, testing spectral scans in the HIFI band 4b. Later science observations of Sgr B2 and NGC 6334 also confirmed the detection in these sources using the identification and frequency assignment from DR21. The main parameters of the observations are summarised in Table 2. At 1115 GHz, the *Herschel* beam has 21" HPBW.



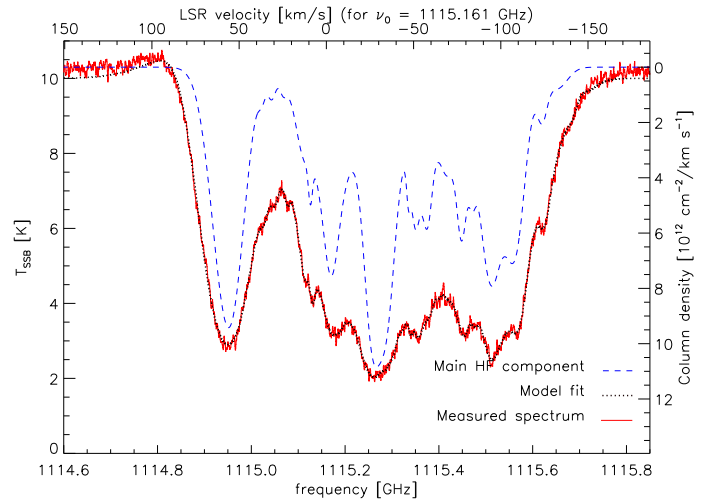
**Fig. 2.** Fit of the hyperfine multiplet of the  $\text{H}_2\text{O}^+$  1115 GHz line in DR21. The bottom panel shows the 0.5 K absorption line superimposed on two different fit profiles, one based on a 3-component Gaussian (see text) and the other one using the OH 6cm absorption spectrum from Guilloteau et al. (1984). The top panel shows a breakdown of the fitted profile into its hyperfine constituents in the case of the 3-Gaussian profile.

The identification with  $\text{H}_2\text{O}^+$  was straightforward in DR21 because of the simple source velocity structure that cannot be confused with the well resolved, characteristic hyperfine structure of the line. When fitting the line, one has to take into account that the line extinction begins to saturate, with a maximum optical depth of 0.59 for DR21 and 1.55 for Sgr B2 (see below). For DR21, we fitted the observed profile using an adjusted velocity profile with asymmetric wings. Because of the limited signal-to-noise ratio, the fit was performed manually by adding three Gaussian components of increasing width (see Fig. 2).

The resulting velocity distribution allows us to interpret the origin of the absorbing material by comparing with the velocity distribution of other species observed towards the same position with comparable beam size (see Ossenkopf et al., 2010; Falgarone et al., 2010; van der Tak et al., 2010). Figure 3 shows that the peak  $\text{H}_2\text{O}^+$  velocity of  $-1.7 \text{ km s}^{-1}$  is not seen in any other tracer. The intrinsic velocity of the DR21 molecular ridge is  $-3.0 \text{ km s}^{-1}$ , which is matched by the line centres of the  $\text{H}^{13}\text{CO}^+$  1–0, the CO 6–5, and the  $^{13}\text{CO}$  6–5 transitions. The higher excitation lines of  $^{13}\text{CO}$ ,  $\text{C}^{18}\text{O}$ ,  $\text{H}_2\text{O}$ , and the [C II] line exhibit a slightly blue-shifted peak velocity of about  $-5.0 \text{ km s}^{-1}$ . The  $\text{H}_2\text{O}^+$  profile exhibits a prominent, very broad blue wing. This is not present in any of the molecular emission lines,



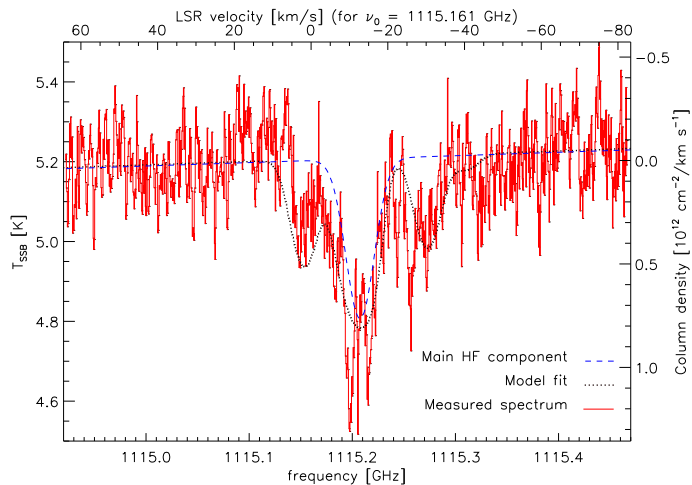
**Fig. 3.** Comparison of the fitted  $\text{H}_2\text{O}^+$  velocity profile to other tracers observed in DR21 with similar beam size. The profiles are normalised to a peak of unity and separated by multiples of 0.5 from bottom to top. The fit (bottom line) used the Strahan et al. (1986) based line frequency prediction, the profile at the top is shifted by  $-4.0 \text{ km s}^{-1}$ , corresponding to a rest frequency lower by 15 MHz.



**Fig. 4.** Fit of the observed  $\text{H}_2\text{O}^+$  line in Sgr B2. The dashed line visualises the velocity structure of the absorbers by plotting the strongest hyperfine component on a linear column density scale, i.e., without optical depth correction.

but is found in the [C II] profile and the OH absorption spectrum measured by Guilloteau et al. (1984) towards the same position.

To underline this good match, we have superimposed in Fig. 2 the absorption profile that would be obtained by simply performing the hyperfine superposition of the 6.030 GHz OH absorption profile. The match is as good as that achieved with the analytic profile and even reproduces the small excursions at 1115.22 and 1115.27 GHz. This indicates that OH and  $\text{H}_2\text{O}^+$  occur in the same region and under the same physical conditions. The displacement of the fitted profile relative to the [C II] and OH profiles of about  $4.0 \text{ km s}^{-1}$  is within the discrepancies between the different predictions of the line frequency. The astronomically determined line rest frequencies from comparison with the OH line fall 15 MHz below the predicted frequencies. As the line peak is very sharp, the accuracy of the frequency is



**Fig. 5.** Same as Fig. 4, but for NGC6334.

probably better than 2 MHz. Assuming a match with the [C II] line instead, would provide a larger uncertainty of  $\approx 6$  MHz.

The identification and the corrected frequencies are then used to analyse the line structures in Sgr B2 and NGC 6334 (Figs. 4 and 5). In Sgr B2, we see absorption at both the velocity of its envelope and the velocities of many foreground clouds, almost saturating the line. NGC6334 exhibits weak  $\text{H}_2\text{O}^+$  absorption at  $-13 \text{ km s}^{-1}$ . This deviates from the OH absorption profile towards the source measured by Brooks & Whiteoak (2001). At velocities below  $-10 \text{ km s}^{-1}$ , only some OH maser emission was found. This might indicate that the observed  $\text{H}_2\text{O}^+$  is not related to the foreground material, but to hot gas in the direct vicinity of the continuum sources. Alternatively, if we use the predicted frequencies from Strahan et al. (1986) in Table 1, the  $\text{H}_2\text{O}^+$  absorption in NGC6334 is centred on  $-9 \text{ km s}^{-1}$ , in reasonable agreement with the OH absorption at  $-8.2 \text{ km/s}$  measured toward component F<sup>1</sup>. At about  $-9 \text{ km s}^{-1}$ , Beuther et al. (2005) also observed  $\text{CH}_3\text{OH}$  and  $\text{NH}_3$  absorption towards the H II region.

## 5. Discussion and outlook

That  $\text{H}_2\text{O}^+$  shows up in absorption against the dust continuum implies that the excitation of the molecule must be colder than the dust. As a reactive ion (see the discussion by Black 2007; Stäuber & Bruderer 2009 for  $\text{CO}^+$ ),  $\text{H}_2\text{O}^+$  is not expected to be in thermal equilibrium at the kinetic temperature of the gas. Its excitation reflects either the chemical formation process or the radiative coupling with the environment. From a single absorption line, one can only provide a lower limit to the  $\text{H}_2\text{O}^+$  column density, assuming a low excitation temperature where basically all  $\text{H}_2\text{O}^+$  resides in the ground state, which is applicable to temperatures well below the upper level energy of 53 K.

Table 1 provides the integral over the optical depth of the hyperfine components in the low temperature limit. For the overall  $J = 3/2 - 1/2$  fine structure transition, we obtain a line integrated optical depth of  $\int \tau dv / N_{\text{H}_2\text{O}^+} = 4.70 \cdot 10^{-13} \text{ km s}^{-1} \text{ cm}^2$  per

<sup>1</sup> A similar case is reported by Gerin et al. (2010) for W31C. The source shows a complicated spectrum with multiple absorption components, but a closer correlation with other tracers is found when using the Strahan et al. (1986) based frequencies. A recent detection of  $\text{H}_2\text{O}^+$  in W3 IRS5 and AFGL2591 by Benz et al. (in prep.) seems to favour the frequency predictions by Mürtz et al. (1998).

molecule, resulting in a lower limit to the  $\text{H}_2\text{O}^+$  ground-state column densities of  $7.2 \times 10^{12} \text{ cm}^{-2}$  for NGC 6334,  $2.3 \times 10^{13} \text{ cm}^{-2}$  for DR21, and  $1.1 \times 10^{15} \text{ cm}^{-2}$  for Sgr B2.

These values are lower limits not only because of the low-temperature approximation, but also because they assume that the absorption occurs in front of the continuum source and not within the dusty cloud, where the line absorption is partially compensated by dust emission. There may also be additional amounts of  $\text{H}_2\text{O}^+$  in the para species that would not contribute to the 1115 GHz line. Altogether, the total  $\text{H}_2\text{O}^+$  column density could be much higher than the lower limits given here.

The excellent correlation between the  $\text{H}_2\text{O}^+$  profile and the OH absorption profile in DR21 indicates that both species occur in the same thin layer of hot gas (Jones et al., 1994) that directly faces the H II region at the blue-shifted blister outflow. There is no obvious correlation with the distributions of CO,  $\text{H}_2\text{O}$ , or  $\text{HCO}^+$ . For Sgr B2, we can clearly identify absorption in multiple translucent foreground clouds. Their densities must be high enough to produce some molecular hydrogen, but low enough not to quickly destroy the  $\text{H}_2\text{O}^+$ . For NGC6334, the gas component producing the  $\text{H}_2\text{O}^+$  absorption remains unidentified.

With the identification of  $\text{H}_2\text{O}^+$  in the interstellar medium, we provide a first step to quantifying an important intermediate node in the oxygen chemical network, connecting  $\text{OH}^+$  in diffuse clouds and at cloud boundaries, through  $\text{H}_3\text{O}^+$ , with water in denser and cooler cloud parts. To obtain an estimate for the total  $\text{H}_2\text{O}^+$  abundance, we need to measure the excitation temperature of  $\text{H}_2\text{O}^+$ . Observations of additional transitions of  $\text{H}_2\text{O}^+$ , such as those at 742 GHz, are therefore essential.

## References

- Beuther, H.; Thorwirth, S.; Zhang, Q. et al. 2005, ApJ 627, 834  
 Black 2007, in *Molecules in Space and Laboratory*, by J.L. Lemaire & F. Combes (eds.), S. Diana publ., p.90  
 Brooks, K. J.; Whiteoak, J. B. 2001, MNRAS 320, 465  
 Brown, J. M., & Müller, H. S. P. 2009, J. Mol. Spectrosc., 255, 68  
 de Graauw, Th.; et al. 2010, A&A this volume  
 Ceccarelli, C., Baluteau, J., Walmsley, M., et al. 2002, A&A, 383, 603  
 Comito, C., Schilke, P., Gerin, M., et al. 2003, A&A, 402, 635  
 Connelly, N.G.; Hartshorn, R.M.; Damhus, T.; Hutton, A.T. 2005, Nomenclature of Inorganic Chemistry, International Union of Pure and Applied Chemistry, RSC Publishing, p. 110  
 Falgarone, E.; Ossenkopf, V.; Gerin, M. et al. 2010, A&A this volume  
 Fehrenbach, C.; Arpigny, C. 1973, C. R. Acad. Sci. Paris, Sér. B, Tome 277, 569  
 Gerin, M.; de Luca, M.; Black, J. et al. 2010, A&A this volume  
 Guilloteau, S.; Baudry, A.; Walmsley, C. M.; Wilson, T.L.; Winnberg, A.; 1984, A&A 131, 45  
 Herzberg, G., & Lew, H. 1974, A&A, 31, 123  
 Jakob, H.; Kramer, C.; Simon, R.; et al. 2007, A&A 461, 999  
 Jones, K. N.; Field, D.; Gray, M. D.; Walker, R. N. F. 1994, A&A 288, 581  
 Lane, A. P.; Haas, M. R.; Hollenbach, D. J.; Erickson, E. F.; 1990, ApJ 361, 132  
 Marston, A. P.; Reach, W. T.; Noriega-Crespo, A., et al. 2004, ApJS, 154, 333  
 Müller, H. S. P.; Schlöder, F.; Stutzki, J., & Winnewisser, G. 2005, J. Mol. Struct., 742, 215  
 Mürtz, P., Zink, L. R., Evenson, K. M., & Brown, J. M. 1998, J. Chem. Phys., 109, 9744  
 Ossenkopf, V.; Röllig, M.; Simon, R. et al. 2010, A&A this volume  
 Pilbratt, G.; et al. 2010, A&A this volume  
 Polehampton, E. T., Baluteau, J., Swinyard, B. M., et al. 2007, MNRAS, 377, 1122  
 Röllig, M.; Ossenkopf, V.; Jeyakumar, S.; Stutzki, J.; Sternberg, A. 2006, A&A 451, 917  
 Sandell, G. 2000, A&A, 358, 242  
 Tapia, M.; Persi, P.; Roth, M. 1996, ApJ 340, 318  
 Hunter, T.R.; Brogan, C.L.; Megeath, S.T.; et al. 2007, ApJ 649, 888  
 Stäuber, P.; Bruderer, S. 2009, A&A 505, 195  
 Strahan, S. E., Mueller, R. P., & Saykally, R. J. 1986, J. Chem. Phys., 85, 1252  
 van der Tak, F. F. S.; Marseille, M. G.; Herpin, F. 2010, A&A this volume  
 van Dishoeck, E.; Black, J.; 1986, ApJS, 62, 109

- Wehinger, P. A., Wyckoff, S., Herbig, G. H., Herzberg, G., & Lew, H. 1974, *ApJ*, 190, L43
- Weis, B., Carter, S., Rosmus, P., Werner, H.-J., & Knowles, P. J. 1989, *J. Chem. Phys.*, 91, 2818
- Zheng, R., Li, S., Hou, S.-Y., Huang, G.-M., & Duan, C.-X. 2008, *Chin. Phys. B*, 17, 4485; and references therein
- 
- <sup>1</sup> I. Physikalisches Institut der Universität zu Köln, Zùlpicher Straße 77, 50937 Köln, Germany
  - <sup>2</sup> SRON Netherlands Institute for Space Research, P.O. Box 800, 9700 AV Groningen, Netherlands
  - <sup>3</sup> California Institute of Technology, Pasadena, CA 91125 USA
  - <sup>4</sup> Max-Planck-Institut für Radioastronomie, Auf dem Hügel 69, 53121, Bonn, Germany
  - <sup>5</sup> University of Michigan, Ann Arbor, MI 48197 USA
  - <sup>6</sup> Laboratoire d'Astrophysique de Grenoble, UMR 5571-CNRS, Université Joseph Fourier, Grenoble, France
  - <sup>7</sup> Université de Bordeaux, Laboratoire d'Astrophysique de Bordeaux, France; CNRS/INSU, UMR 5804, Floirac, France
  - <sup>8</sup> Institute of Astronomy, ETH Zürich, 8093 Zürich, Switzerland
  - <sup>9</sup> Istituto Fisica Spazio Interplanetario INAF, Via Fosso del Cavaliere 100, I-00133 Roma, Italy
  - <sup>10</sup> Institut d'Astrophysique Spatiale, Université Paris-Sud, Bât. 121, 91405 Orsay Cedex, France
  - <sup>11</sup> LERMA & UMR 8112 du CNRS, Observatoire de Paris, 61, Av. de l'Observatoire, F-75014 Paris
  - <sup>12</sup> School of Physics and Astronomy, University of Leeds, Leeds LS2 9JT UK
  - <sup>13</sup> Université de Toulouse, UPS, CESR, 9 avenue du colonel Roche, 31062 Toulouse cedex 4, France
  - <sup>14</sup> CNRS, UMR 5187, 31028 Toulouse, France
  - <sup>15</sup> Centro de Astrobiología, CSIC-INTA, 28850, Madrid, Spain
  - <sup>16</sup> NAF Osservatorio Astrofisico di Arcetri, Florence Italy
  - <sup>17</sup> LERMA & UMR 8112 du CNRS, Observatoire de Paris and École Normale Supérieure, 24 rue Lhomond, 75231 Paris Cedex 05, France
  - <sup>18</sup> Astronomical Institute 'Anton Pannekoek', University of Amsterdam, Amsterdam, The Netherlands
  - <sup>19</sup> Department of Astrophysics/IMAPP, Radboud University Nijmegen, Nijmegen, The Netherlands
  - <sup>20</sup> Université Pierre et Marie Curie, LPMMA UMR CNRS 7092, Case 76, 4 place Jussieu, 75252 Paris Cedex 05, France
  - <sup>21</sup> Observatorio Astronómico Nacional, Apdo. 112, 28803 Alcalá de Henares, Spain
  - <sup>22</sup> Jet Propulsion Laboratory, 4800 Oak Grove Drive, MC 302-231, Pasadena, CA 91109 U.S.A.
  - <sup>23</sup> Astronomy Department, University of Maryland, College Park, MD 20742, USA
  - <sup>24</sup> Cornell University, Ithaca, NY 14853-6801, USA
  - <sup>25</sup> Ohio State University, Columbus, OH 43210, USA
  - <sup>26</sup> NRC/HIA Victoria, BC V9E 2E7, Canada
  - <sup>27</sup> Instituto de Radio Astronomía Milimétrica (IRAM), Avenida Divina Pastora 7, Local 20, 18012 Granada, Spain
  - <sup>28</sup> Department of Astronomy and Astrophysics, University of Toronto, 60 St. George Street, Toronto, ON M5S 3H8, Canada
  - <sup>29</sup> Department of Physics and Astronomy, University of Waterloo, Waterloo, ON Canada N2L 3G1
  - <sup>30</sup> Institut für 4D-Technologien, FHNW, 5210 Windisch, Switzerland
  - <sup>31</sup> Center for Astrophysics, Cambridge MA 02138, USA
  - <sup>32</sup> Experimental Physics Dept., National University of Ireland Maynooth, Co. Kildare, Ireland
  - <sup>33</sup> Department of Physics and Astronomy, Johns Hopkins University, 3400 North Charles Street, Baltimore, MD 21218, USA
  - <sup>34</sup> INAF - Osservatorio Astronomico di Roma, Monte Porzio Catone, Italy
  - <sup>35</sup> Centre for Radio Astronomy, University of Calgary, Canada
  - <sup>36</sup> Kapteyn Astronomical Institute, University of Groningen, PO Box 800, 9700 AV Groningen, Netherlands
  - <sup>37</sup> Leiden Observatory, Universiteit Leiden, P.O. Box 9513, NL-2300 RA Leiden, The Netherlands
  - <sup>38</sup> European Space Astronomy Centre, Urb. Villafraanca del Castillo, P.O. Box 50727, Madrid 28080, Spain
  - <sup>39</sup> Department of Physics and Astronomy, University College London, London, UK
  - <sup>40</sup> Atacama Large Millimeter Array, Joint ALMA Office, Santiago, Chile

<sup>41</sup> Tata Institute of Fundamental Research (TIFR), Homi Bhabha Road, Mumbai 400005, India

<sup>42</sup> University of Western Ontario, Department of Physics & Astronomy, London, Ontario, Canada N6A 3K7

*Acknowledgements.* HIFI has been designed and built by a consortium of institutes and university departments from across Europe, Canada and the United States under the leadership of SRON Netherlands Institute for Space Research, Groningen, The Netherlands and with major contributions from Germany, France and the US. Consortium members are: Canada: CSA, U.Waterloo; France: CESR, LAB, LERMA, IRAM; Germany: KOSMA, MPIfR, MPS; Ireland, NUI Maynooth; Italy: ASI, IFSI-INAF, Osservatorio Astrofisico di Arcetri- INAF; Netherlands: SRON, TUD; Poland: CAMK, CBK; Spain: Observatorio Astronómico Nacional (IGN), Centro de Astrobiología (CSIC-INTA). Sweden: Chalmers University of Technology - MC2, RSS & GARD; Onsala Space Observatory; Swedish National Space Board, Stockholm University - Stockholm Observatory; Switzerland: ETH Zurich, FHNW; USA: Caltech, JPL, NHSC.

This work was supported by the German *Deutsche Forschungsgemeinschaft*, *DFG* project number Os 177/1–1. HSPM is grateful to the Bundesministerium für Bildung und Forschung (BMBF) for financial support aimed at maintaining the Cologne Database for Molecular Spectroscopy, CDMS. This support has been administered by the Deutsches Zentrum für Luft- und Raumfahrt (DLR). D.C.L. is supported by the NSF, award AST-0540882 to the Caltech Submillimeter Observatory. A portion of this research was performed at the Jet Propulsion Laboratory, California Institute of Technology, under contract with the National Aeronautics and Space administration.