

Active Galactic Nuclei and gamma rays

Berrie Giebels

*Laboratoire Leprince-Ringuet, Ecole polytechnique
91128 Palaiseau, France
E-mail: berrie@in2p3.fr*

Felix Aharonian

*Max-Planck-Institut für Kernphysik
69029 Heidelberg, Germany
E-mail: Felix.Aharonian@mpi-hd.mpg.de*

Hélène Sol

*LUTH, Observatoire de Paris
5 place Jules Janssen, 92190 Meudon, France
E-mail: Helene.Sol@obspm.fr*

The supermassive black holes harboured in active galactic nuclei are at the origin of powerful jets which can emit copious amounts of γ -rays. The exact interplay between the infalling matter, the black hole and the relativistic outflow is still poorly known, and this parallel session of the 12th Marcel Grossman meeting intended to offer the most up to date status of observational results with the latest generation of ground and space-based instruments, as well as the theoretical developments relevant for the field.

Keywords: Style file; L^AT_EX; Proceedings; World Scientific Publishing.

1. Observational context

The detection of cosmic γ -rays is essentially based on either direct or indirect methods. The former uses satellised high-energy particle physics type detectors, based on the tracking of the γ -ray pair conversion and the calorimetry of the subsequent electromagnetic cascade. This technique is constrained almost by definition in weight, size and power consumption, which limits respectively the maximal γ -ray energy, the effective area, and the dynamic range. They have however a large field of view (fov), almost avoiding any need for pointed observations since the performance of the instrument (angular and energy resolution) changes slowly within the fov. With livetimes close to 90%, space-based observatories provide some of the best continuous monitoring of the high-energy sky ever realized.

The indirect methods rely on the detection of the secondary particles induced by the γ -ray pair creation in the atmosphere. This can be done directly on the ground, with large area all-weather water Čerenkov detectors or air shower detectors (such as MILAGRO and ARGO-YBJ) at the price of \sim TeV energy thresholds and poor background rejection. Another technique consist in the indirect detection of the air cascade at energies ≥ 10 GeV, using the faint optical Čerenkov flash of the shower with atmospheric Čerenkov telescopes (ACTs), with the drawback of having a limited livetime $\sim 10\%$ due to the same constraint as ground-based optical telescopes of clear, dark night skies for carrying out observations limiting light

curves to be continuous only over a time up to ~ 6 h, with varying sensitivities and energy thresholds due to the specifics of this technique. Since such cascades, or even the Čerenkov light pool, have transverse sizes $o(100\text{ m})$, the effective area can be much larger than the physical size of the detector itself, and, provided an efficient hadronic background, have a tremendous sensitivity. Clearly, space- and ground-based instruments are extremely complementary, and are very likely to remain so until much larger γ -ray detectors can be put in space.

1.1. *Space missions*

After a long generation of γ -ray detectors based on moderately precise spark-chambers technology running on expandable gas, such as SAS-2 (1972-1973), COS-B (1975-1982) and EGRET (on board of *CGRO*, 1991-2000), the newest and most recent observatories *AGILE* and *Fermi*-LAT use robust and finely segmented silicon-based trackers, improving the angular resolution by an order of magnitude^a but also increasing the fov up to about π sr through a more compact design. the LAT onboard *Fermi* detects γ -rays in the range 20 MeV–300 GeV where the lowest energy is limited by the background and the highest energy mostly by statistics. The whole sky is covered within two orbits, or 3 h, with an integrated flux sensitivity above 100 MeV of $\sim 2 \times 10^{-6} \text{ cm}^{-2} \text{ s}^{-1}$ and $\sim 4 \times 10^{-7} \text{ cm}^{-2} \text{ s}^{-1}$ for respectively Galactic and extragalactic ones, providing among the longest light curves ever recorded³. An extremely important figure is that the LAT detects the Crab nebula, a standard candle used in TeV astronomy, within a year at $\sim 100 \text{ GeV}$ ¹, an energy usually defined as the border between high energy (HE, $E > 100 \text{ MeV}$) and very high energy (VHE, $E > 100 \text{ GeV}$) where ACTs become sensitive. Of crucial importance for AGN studies evoked here is of course the LAT's uniform all-sky monitoring capabilities along with its efficiency, allowing observers at any other wavelength to have (almost) guaranteed GeV observations of their favourite sources without need to apply for observations. Within a year, the LAT has collected $\sim 200 \times 10^6$ γ -rays, 2 orders of magnitude more than its predecessor. The first *Fermi* catalog² (1FGL), based on 11 months of scientific operations, contains 1451 sources of which 1043 are at Galactic latitudes $b > 10^\circ$. From this latter sample was then derived the first LAT AGN catalog (1LAC), comprising 300 BL Lac objects (compared to 13 for EGRET), 296 flat-spectrum radio quasars (FSRQs, of which EGRET saw 66), and 113 AGN of other (or unknown) type. This is a tremendous change of the HE sky with just one of the 10 expected years of scientific operations, so even more is to be expected in the future.

^aFor a summary of the *Fermi*-LAT performance see http://www-glast.slac.stanford.edu/software/IS/glast_lat_performance.htm

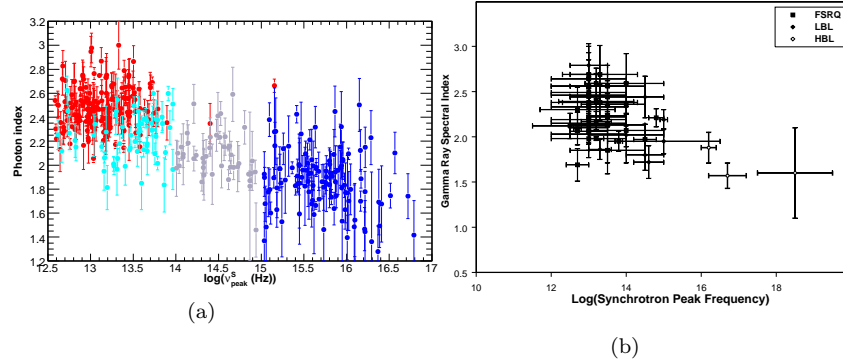


Fig. 1. (a) The *Fermi* blazar photon index as a function of its derived synchrotron peak frequency ν_{peak}^s , as derived in Ref. 4. (b) A similar study using the EGRET data, as published in Ref. 5. Thanks to a much larger population and a better energy resolution, a clear correlation appears where the blazar spectrum becomes increasingly harder when the synchrotron peak ν_{peak}^s moves blueward from the optical to the X-rays.

1.2. Ground-based telescopes

The most sensitive extensive air shower (EAS) detector to date is the Milagro observatory, which has provided a 1 to 100 TeV survey of the γ -ray sky in which 34 *galactic Fermi* sources were found⁹. So far however ACTs have been the dominant technique for studying the VHE extragalactic field, since the γ -ray horizon at TeV energies is (at best) located at $z \sim 0.1$ due to photon-photon interactions with the extragalactic background light (EBL).

The new generation of major ACTs (HESS, MAGIC and VERITAS mainly), with larger telescopes and improved reconstruction techniques, have augmented the flux sensitivity of this technique by an order of magnitude within a decade, reaching a significance of 5 standard deviations on Crab nebula type sources in ~ 30 s or less, and ways are found to decrease the effect of moonlight in order to increase the observation time. The population of extragalactic “TeV sources” is currently at 30, but continuously increasing^b, as can be seen in Fig. 2. Most of the sources are BL Lacs with fluxes at the level of a few percent of the Crab nebula equivalent, with little measurable variability.

2. Gamma-ray AGN

While it is widely accepted that blazar γ -ray emission originates from inverse Compton emission in an ultrarelativistic jet pointing within a few degrees of our line of sight, it is still not clear where in the jet this emission occurs, nor what the source of the scattered soft photons is. Beyond these questions, it has also yet to be established

^bSee the catalog TeVCat <http://tevcat.in2p3.fr>

On the other side, the *observed* VHE spectra from all extragalactic objects have photon indexes > 2 , so the combination of *Fermi* and ACTs constrains for almost all BL Lacs the peak of the observed SED (in νF_ν representation)¹⁰. This should now allow the best characterization ever made of both components of the SED, the monitoring with unprecedented accuracy of how these components evolve, and how they are related.

2.1. FSRQ

The FSRQ class of blazars are the most powerful γ -ray emitters as well as the most luminous. This is best illustrated by the gigantic flare¹⁴ exhibited by 3C 454.3 on December 2, 2009, when it reached a flux of $F(E > 100 \text{ MeV}) \simeq 2 \times 10^{-5} \text{ cm}^{-2} \text{ s}^{-1}$, which is up to date the brightest transient ever detected in the HE range. For comparison, the brightest persistent source in the HE sky is the Vela pulsar, at about half that flux. This population is also extremely variable, and their spectra show significant spectral curvature in the HE range. Since *Fermi* probes these sources mostly at their peak luminosity frequency, and with unprecedented resolution, theorists working on FSRQs are guaranteed to have a field day. The detection of the FSRQ 3C279¹⁸ at $z = 0.536$ during an optical flare in 2006 by the MAGIC experiment at the 5.8σ level and a dedicated low-energy analysis was the first of this kind with an ACT. The corresponding GeV flux, had *Fermi* been there to see it, would have been a really exceptional state, an order of magnitude higher than the highest GeV flux seen so far on this source, as is pointed out in Ref. 10 in order to match the *Fermi* extrapolation to higher energies assuming a conservative EBL attenuation and no further spectral steepening. This detection is clearly paving the way for upcoming ACTs with $< 100 \text{ GeV}$ thresholds, which could probe the FSRQ Compton component variability at timescales not accessible to *Fermi*, and eventually find out whether they can exhibit very fast variability as well.

2.2. BL Lacertae

The most constraining observations on jet kinematics and the γ -ray emitting region probably come from AGN observations with ACTs, mostly the high-frequency peaked class of BL Lac objects (HBLs), which can exhibit minute-timescale variability in their VHE γ -ray fluxes, as has been shown by the HESS and MAGIC experiments in PKS 2155-304⁶ and Mkn 501⁷, respectively. These findings have given raise to considerable theoretical developments in the literature^{12,13}, as existing models have to struggle to either remain simple but invoke uncomfortably large bulk Lorentz factors of 100 or higher in order to allow $\sim \text{TeV}$ γ -rays to escape from the compact area, or use multiple emitting zones, or the emission region becomes very small¹². Intriguingly, the power density spectrum of one of the giant flares of PKS 2155-304 shows no sign of high-frequency cutoff in the red noise power law distribution up to the Poisson noise level, so it cannot be excluded that even

faster variability could be detected in the light curves if they were sampled by more sensitive instruments (or if the fluxes were higher).

The BL Lac object PKS 2155-304 was also the first source of this type to be targeted during a simultaneous space-ground multi-wavelength campaign in 2009 involving *Fermi*²³. Observing the soft spectrum of the archival EGRET measurements on this object would have been quite disconcerting since the this soft spectrum is incompatible with a smooth connection to the lowest known VHE spectrum (Fig. 3) and would therefore rule out a single radiative IC population. The *Fermi* observations during this campaign turned out to be actually in good agreement with the simultaneous VHE spectrum, and provided the first simultaneous IC characterization of an HBL. An interesting feature of this campaign was that the X-ray and VHE light curves, despite significant variability, were not correlated, when the VHE and optical fluxes appeared to be correlated to some degree. While the latter correlations have yet to be confirmed and understood, the observed X-ray/VHE behaviour could actually be reproduced with a simple SSC model since the highest electrons, those radiating the X-rays through the synchrotron mechanism, are barely noticed at VHE energies due to a combination of large Klein-Nishina suppression, a low density of target photons, and EBL attenuation.

With the advent of quasi-continuous, well-sampled observations of flaring BL Lac objects, VHE γ -ray light curves can now be characterized beyond finding the fastest doubling/halving time scales. Tools commonly used in X-ray observations can now usefully be applied to the *whole* data set instead of picking the most interesting part of it (or at least what might look as such). In this way it has now been established that, at least for PKS 2155-304, the 2006 flaring state is compatible with a stationary lognormal process⁸ whose power spectrum density is red noise, sharing a characteristic of accreting sources shining with thermal radiation such as Cyg X-1 or some Seyfert galaxies for instance. This might be important enough that it should be sought for not only in the other jet-dominated non-thermal emissions from AGN, but also again in the same source to find out whether the PSD slope or lognormal factor are subject to changes. Its eventual ubiquity would also have to be reproduced by time-dependent emission models.

Not much was known about BL Lac objects in the HE range, so it was not clear until *Fermi* started observing what exactly was happening in that regime, i.e. whether BL Lacs were just very faint, or if they were bright at higher energies where EGRET's sensitivity dropped. It was hence surprising to find many hard BL Lac objects among the bright sources seen by *Fermi*¹⁰. Their spectra are generally power laws over 3 decades in energy, with sometimes small deviations at energies ≥ 1 GeV. The overall SED is rather unsurprising, as the high end of the HE and the low end of the VHE spectra tend to be well within range, and in some cases even slightly overlap, since a few of the hardest sources with HE indexes of ~ 1.5 have a spectral bin as high as 100 GeV. A rather special case is the HBL PG 115+113, of unknown redshift, which has the largest spectral difference ($\Delta\Gamma \sim 3$) between the HE and the VHE regimes. Since its distance is still unknown, it cannot be ruled

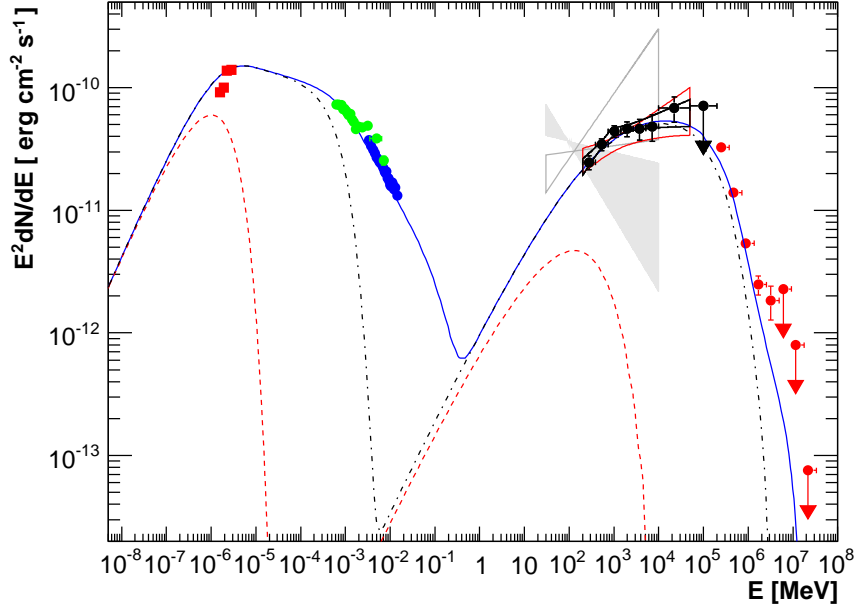


Fig. 3. The spectral energy distribution of PKS 2155-304 during the 2009 MWL campaign, involving optical measurements from ATOM, X-ray observations carried out by both *Swift* and *RXTE*, HE and VHE γ -ray observations from *Fermi* and HESS, respectively. The archival EGRET measurements appear in grey. The plain, dotted, and dash-dotted lines are issued from the same synchrotron self-Compton (SSC) model but with different electron cutoff energies, as described in Ref. 23, and they show that low (or quiescent) flux states can accommodate the absence of correlated X-ray/VHE variability (see text).

out that the observed large spectral break is not related to the source but to the γ -ray propagation²². This source, like many other BL Lacs visible in both the HE and VHE ranges, exhibits surprisingly little variability in either energy band²² over long time scales when it is actually known to be largely variable at X-ray and optical wavelengths.

There are high hopes that *Fermi*, given its intra-day overall sky surveillance and the fact that it shares the same radiative population as VHE instruments, will prove to be a more efficient provider of flaring states in blazars of interest for ACTs than all-sky X-ray monitors such as the ASM onboard *Rossini-XTE* or the BAT onboard *Swift*. But looking at the rich Astronomer's Telegram history of *Fermi* the very variable extragalactic sky is so far essentially composed of FSRQs and a low-frequency peaked BL Lac.

2.3. non-blazars

Unlike most blazars, high frequency VLBI can probe the jets in a few selected VHE sources like M87 and Centaurus A²⁷ down to size scales ~ 100 gravitational radii.¹⁹

Getting closer to localise the source of the γ -ray emission. These sources are widely supposed to be the unbeamed parent population of blazars, so even observations at large angles of the jet can provide valuable insights of jet physics. In M87, it was possible to establish that the acceleration and the collimation of the jet occurs within $\sim 100 R_S$ (where $R_S = 2GM/c^2$ is the Schwarzschild radius of the central black hole, a very important size in such systems). A joint ACT campaign, along with VLBA observations, has revealed that an increase of the nucleus radio flux might be the lagged counterpart of a similar VHE γ -ray transient, implying that the γ -ray emission, and hence the acceleration of the underlying radiative population, is likely to happen well within the collimation region¹⁷. Scenarios to explain how γ -ray variability can be detected in off-axis jet systems include e.g. a multiblob SSC model similar to those used for blazar emission,²⁴ a two-zone spine-sheath layer mechanism,²⁶ and pulsar-type acceleration due to centrifugally accelerated electrons in a rotating jet magnetosphere.²⁵ Unifications of these scenarios with the beamed population is going to be an interesting development to follow in the future, as well as its long-term HE characterization by *Fermi*.

Another possible emerging population of γ -ray emitting AGN unseen before *Fermi* are the narrow-line Seyfert-1 galaxies (NLS1) of which up to now 4 have been detected²⁹. It was not completely unexpected that the rather rare radio-loud sample of NLS1 galaxies could be also high-energy emitters since in some scenarios they are probably have a pole-on orientation³⁰. The HE spectra are however extremely steep so, given their distance, nothing is expected to be visible by ACTs by extrapolating the *Fermi* spectra, but surprises can arise given the rather complex SEDs which leave probably more room open to radically different models than there is for BL Lac models.

3. Propagation effects

3.1. Extragalactic Background Light

Photons of energy E_γ can create an electron/positron pair when colliding with target photons of energy E_t provided that $E_\gamma E_t \geq 2m_e^2 c^4$, which makes photons in the 100 MeV–100 TeV range sensitive to various existing cosmic backgrounds³¹ and especially those in the far UV - far IR range (usually called the *extragalactic background light*, or EBL), since they have the relevant density to adversely affect the VHE extragalactic spectra when the sources are located at cosmological distances. Due to difficulties in subtracting local galactic foregrounds, this part of the cosmic background is poorly enough constrained that γ -ray attenuation can be a useful tool to probe the EBL at energies despite all the uncertainties in the intrinsic emitted spectrum.³² BL Lac objects can be used for this since the radiative particle distribution is expected to be close to the injection function, for which theoretical constraints exist, because the Lorentz factor γ_{cool} at which electrons cool within the dissipative region is expected to be large enough²¹ that the radiative electron spectrum is not affected within a time $\sim R/c$. The use of such constraints turn

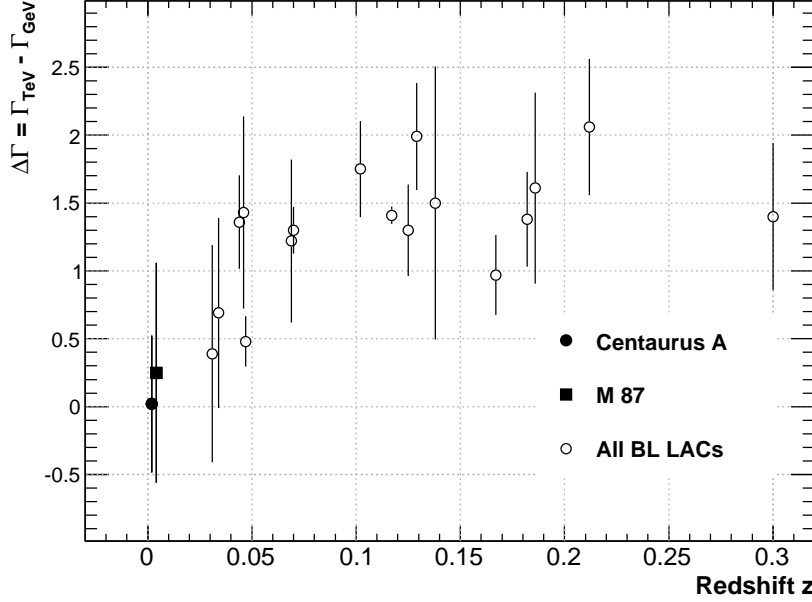


Fig. 4. The evolution of the difference between HE and VHE photon indexes (Ref. 4), showing that the spectral change becomes increasingly more important the more distant the observed source is.

out to be so far the most efficient way to constrain the EBL and hence properties of star formation rate and early Population III stars^{32–34}. The FSRQ class, despite the advantage of being at larger distances on average than BL Lacs, might be more tricky to use for such purposes, since not only much faster cooling time scales deviate the radiative spectrum faster from the injected one, but also because significant γ -ray absorption is expected inside the source itself²⁰. Another original use of EBL attenuation is the possibility to constrain the Hubble constant²⁸.

It seems however that, at least for distant BL Lacs ($z \geq 0.2$), most of the VHE spectra contain photons up to hundreds of GeV, but rarely up to TeV energies. Interestingly, extending the *Fermi* spectrum by (just) one decade, along with a conservative EBL attenuation model, reproduces the VHE spectra quite well. This could mean that, for most of those hard *Fermi* sources, the *observed* SED peak is not necessarily the *intrinsic* luminosity peak, which could be in some cases be located at energies well above 1 TeV. This can be seen in Figure 4, where a clear evolution of the observed spectral break with the redshift is possibly a model-independent signature of the increasing effect of EBL attenuation, further complicating the characterization of the intrinsic emission.

3.2. Time-of-flight measurements

If it was well known that high-energy γ -rays can be an interesting probe of the contents of the space they travel through, that they can also be a probe of space *itself* is a rather new and at least as interesting development. It appears that some models for quantum gravity predict an energy-dependence on the speed of light through Lorentz invariance violation,³⁵ which can be probed when high-energy gamma-rays travel over cosmological distances. This has in turn been searched for by quantifying possible energy-dependent lags in AGN light curves (assuming no intrinsic time-effect cause), which has provided some of the most constraining upper limits to the energy scale at which this happens (for a review see, e.g., Ref. 36).

4. Prospectives

Besides high expectations for the coming years of *Fermi* results, The ACT systems have also upgrading plans which will improve the VHE knowledge of the sky. The MAGIC collaboration is now operating a second large telescope, and the HESS collaboration is building a central large telescope which will operate with the 4 smaller ones. A major change will come from the construction of larger Cherenkov observatories such as the Cherenkov Telescope Array (CTA) or the Advanced gamma-ray Imaging System (AGIS), with sensitivities improving by an order of magnitude at ~ 1 TeV and a lower energy threshold. However, in the most optimistic case, this is not likely to happen before the next Marcel Grossmann meeting, which will be a more appropriate venue to discuss these developments in further details.

References

1. A. Abdo et al., *The Astrophysical Journal* **708** 1254 (2010)
2. A. Abdo et al., *The Astrophysical Journal*, in preparation (first-year catalog paper)
3. G. Tosti, *these proceedings*
4. A. Abdo et al., *The Astrophysical Journal*, submitted (arXiv:1002.0150)
5. G. Nandikotkur et al., *The Astrophysical Journal* **657** 706 (2007)
6. F. Aharonian et al., *The Astrophysical Journal* **664**, 71 (2007)
7. J. Albert et al., *The Astrophysical Journal* **669** 862 (2007)
8. B. Degrange et al., PoS(BLAZARS2008) **63**, 16 (2008)
9. A. Abdo et al., *The Astrophysical Journal* **700** 127 (2009)
10. A. Abdo et al., *The Astrophysical Journal* **707** 1310 (2009)
11. R. D. Blandford and R. L. Znajek, *Monthly Notices of the Royal Astronomical Society* **179**, 433 (1977)
12. A. Levinson, *these proceedings*
13. H. Sol, *these proceedings*
14. L. Escande and Y. T. Tanaka, *The Astronomer's Telegram* **2328**
15. G. Ghisellini et al., *Monthly Notices of the Royal Astronomical Society* **301** 451 (1998)
16. G. Fossati et al., *Monthly Notices of the Royal Astronomical Society* **299** 433 (1998)
17. V. A. Acciari et al., *Science* **325** 5939 (2009)
18. J. Albert et al., *Science* **320** 1752 (2008)
19. M. Georganopoulos, *these proceedings*

20. F. Aharonian, L. Costamante, and D. Khangulyain *Monthly Notices of the Royal Astronomical Society* **387** 1206 (2008)
21. G. Ghisellini, F. Tavecchio, et al., *Monthly Notices of the Royal Astronomical Society* **402** 497 (2010)
22. A. Abdo et al., *The Astrophysical Journal* **708** 1310 (2009)
23. F. Aharonian et al., *The Astrophysical Journal Letters* **696** 150 (2009)
24. J.-P. Lenain, C. Boisson, H. Sol, and K. Katarzynski, *Astronomy and Astrophysics* **478** 111 (2008)
25. F. Rieger and F. A. Aharonian, *Astronomy and Astrophysics* **479** 5 (2008)
26. F. Tavecchio and G. Ghisellini *Monthly Notices of the Royal Astronomical Society* **385** 98 (2008)
27. F. Aharonian et al., *The Astrophysical Journal* **695** 40 (2009)
28. A. Gorecki, *these proceedings*
29. A. Abdo et al., *The Astrophysical Journal* **707** 142 (2009)
30. R. Remillard et al., *Nature* **350** 589 (1991)
31. M. T. Ressel and M. J. Turner, *Comments on Astrophysics* **14** 323 (1990)
32. F. Aharonian et al., *Nature* **440** 1018 (2006)
33. P. Coppi and F. Aharonian, *Astroparticle Physics* **11** 35 (1999)
34. M. Raue, T. Kneiske and D. Mazin, *Astronomy and Astrophysics* **498** 25 (2009)
35. G. Amelino-Camelia, J. Ellis, N. E. Mavromatos, D. V. Nanopoulos and S. Sarkar, *Nature* **395** 525 (1998)
36. R. Wagner, *AIP Conference Proceedings* **1112** 187 (2009)