

# The MISER Code: An MDS Distributed Storage Code that Minimizes Repair Bandwidth for Systematic Nodes through Interference Alignment

Nihar B. Shah, K. V. Rashmi, P. Vijay Kumar, *Fellow, IEEE*, and Kannan Ramchandran, *Fellow, IEEE*

**Abstract**—Regenerating codes are a class of recently developed codes for distributed storage, that like Reed-Solomon codes, permit data recovery from any  $k$  of  $n$  nodes, but which also have the capability of repairing a failed node by connecting to any  $d$  nodes and downloading an amount of data, termed the repair bandwidth, that is on average, significantly less than the size of the data file. The main result of the paper is the explicit construction of a systematic MDS code for  $d = n - 1 \geq 2k - 1$  termed the MISER code, that makes use of interference alignment to achieve the cut-set bound on the repair bandwidth for a systematic node. It is also proven that it is impossible to construct a code with these properties for  $d < 2k - 3$ .

A second major result of the paper is the construction, also explicit, of a minimum-storage regenerating code for  $d = k + 1$ . To our knowledge, the constructions presented in this paper are the first explicit constructions of regenerating codes that achieve the cut set bound.

## I. INTRODUCTION

In a distributed storage system, information pertaining to a data file is dispersed across nodes in a network in such a manner that an end-user can retrieve the data stored by tapping into neighboring nodes. A popular option that reduces network congestion and that leads to increased resiliency in the face of node failures, is to employ erasure coding, for example by calling upon maximum-distance-separable (MDS) codes such as Reed-Solomon (RS) codes.

Let  $B$  be the total file size measured in terms of symbols over a finite field  $\mathbb{F}_q$  of size  $q$ . With RS codes, data is stored across  $n$  nodes in the network in such a way that the entire data can be recovered by a data collector by connecting to any  $k$  nodes, a process of data recovery that we will refer to as *reconstruction*. Several distributed storage systems such as RAID-6, OceanStore [12] and Total Recall [13] employ such an erasure-coding option.

Upon failure of an individual node, a self-sustaining data storage network must necessarily possess the ability to regenerate (i.e., repair) a failed node. An obvious means to accomplish this is to permit the replacement node to connect to any  $k$  nodes, download the entire data, and extract the data that

was stored in the failed node. But downloading the entire  $B$  units of data in order to recover the data stored in a single node that stores only a fraction of the entire data file is wasteful, and raises the question as to whether there is a better option. Such an option is provided by the concept of a *regenerating code* introduced by Dimakis et al. [1].

RS codes treat each fragment stored in a node as a single symbol belonging to the finite field  $\mathbb{F}_q$ . It can be shown that when individual nodes are restricted to perform only linear operations over  $\mathbb{F}_q$ , the total amount of data download needed to repair a failed node can be no smaller than  $B$ , the size of the entire file. In contrast, regenerating codes are codes over a vector alphabet and hence treat each fragment as being comprised of  $\alpha$  symbols over the finite field  $\mathbb{F}_q$ . Linear operations over  $\mathbb{F}_q$  in this case, permit the transfer of a fraction of the data stored at a particular node. Apart from this new parameter  $\alpha$ , two other parameters  $(d, \beta)$  are associated with regenerating codes. Thus we have

$$\{q, B, n, k, d, (\alpha, \beta)\}$$

as the parameter set of a regenerating code. Under the definition of regenerating codes introduced in [1], a failed node is permitted to connect to a fixed number  $d$  of the remaining nodes while downloading  $\beta \leq \alpha$  symbols from each node. This process is termed as *regeneration* and the total amount  $d\beta$  of data downloaded for repair purposes as the *repair bandwidth*. Optionally, one might also wish to include the repair bandwidth  $\gamma = d\beta$  as a further additional parameter. Typically, with a regenerating code, the average repair bandwidth is small compared to the size of the file  $B$ . The cut-set bound of network coding can be invoked to show that the parameters of a regenerating code must necessarily satisfy [2]:

$$B \leq \sum_{i=0}^{k-1} \min\{\alpha, (d-i)\beta\}.$$

It is desirable to minimize both  $\alpha$  as well as  $\beta$  since minimizing  $\alpha$  results in a minimum storage solution while minimizing  $\beta$  (for fixed  $d$ ) results in a storage solution that minimizes repair bandwidth. It turns out that there is a tradeoff between  $\alpha$  and  $\beta$ . The two extreme points in this tradeoff are termed the minimum storage regeneration (MSR) and minimum bandwidth regeneration (MBR) points respectively. The parameters  $\alpha$  and  $\beta$  for the MSR point on the tradeoff can be obtained by first minimizing  $\alpha$  and then minimizing  $\beta$

The material in this paper was presented in part at the ITA Workshop at UCSD, 2010, in part at the IEEE Information Theory Workshop, Cairo, Egypt, January 2010 and in part at Allerton 2009.

Nihar B. Shah, K. V. Rashmi and P. Vijay Kumar are with the Department of Electrical Communication Engineering, Indian Institute of Science, Bangalore, 560 012 India (email: {nihar,rashmikv,vijay}@ece.iisc.ernet.in).

Kannan Ramchandran is with the Department of Electrical Engineering and Computer Science, University of California at Berkeley, Berkeley, CA 94720 USA (e-mail: kannanr@eecs.berkeley.edu).

to obtain

$$\begin{aligned}\alpha_{\text{MSR}} &= \frac{B}{k}, \\ \beta_{\text{MSR}} &= \frac{B}{k(d-k+1)}.\end{aligned}\quad (1)$$

Reversing the order, leads to the MBR point which thus corresponds to

$$\begin{aligned}\beta_{\text{MBR}} &= \frac{2B}{k(2d-k+1)}, \\ \alpha_{\text{MBR}} &= \frac{2dB}{k(2d-k+1)}.\end{aligned}\quad (2)$$

The focus of the present paper is on the MSR point. Note that regenerating codes with  $(\alpha = \alpha_{\text{MSR}})$  and  $(\beta = \beta_{\text{MSR}})$  are necessarily MDS codes over the vector alphabet  $\mathbb{F}_q^\alpha$ . This follows since the ability to reconstruct the data from any  $k$  nodes necessarily implies a minimum distance  $d_{\min} = n - k + 1$ . Since the code size equals  $(q^\alpha)^k$ , this meets the Singleton bound causing the code to be an MDS code.

Let us next rewrite (1) in the form

$$\begin{aligned}\alpha_{\text{MSR}} &= \beta_{\text{MSR}}(d-k+1) \\ B &= \beta_{\text{MSR}}(d-k+1)k.\end{aligned}\quad (3)$$

Thus if one is able to construct a regenerating code with repair bandwidth achieving the cut-set bound for a given value of  $(\alpha, \beta)$ , then both  $\alpha_{\text{MSR}} = (d-k+1)\beta_{\text{MSR}}$  and the size  $B = k\alpha_{\text{MSR}}$  of the file are necessarily fixed. It thus makes sense to speak of an achievable triple

$$(\beta, \alpha = (d-k+1)\beta, B = k\alpha).$$

However if a triple  $(\beta, \alpha, B)$  is achievable, then so is the triple  $(\ell\beta, \ell\alpha, \ell B)$  simply through a process of divide and conquer, i.e., we divide up the file into  $\ell$  sub-files and apply the code for  $(\beta, \alpha, B)$  to each of the  $\ell$  sub-files. Hence, codes that are applicable for the case  $\beta = 1$ , are of particular importance as they permit codes to be constructed for any other multiple of  $\beta$ . In addition, a code with small  $\beta$  will involve manipulating a smaller number of message symbols and hence will in general, be of lesser complexity. For these reasons, the present paper restricts its attention to the case  $\beta = 1$ . Putting  $\beta = 1$  at the MSR point gives

$$\alpha_{\text{MSR}} = d - k + 1 \quad (4)$$

Also, when  $\alpha = 1$ , we have  $B = k$  and meeting the cut-set bound would imply  $d = k$ . In this case, any  $[n, k]$ -MDS code will achieve the bound. Hence, we will consider  $\alpha > 1$  throughout.

Prior work on code construction to achieve the MSR point has shown the existence of codes that achieve the cut-set bound. The only explicit codes to previously have been constructed however, are for small values of parameters,  $[n = 4, k = 2]$  and  $[n = 5, k = 3]$ . Prior work is described in greater detail in Section II.

In this paper, we first restrict our attention to systematic MDS regenerating codes where  $k$  out of the  $n$  nodes store data in uncoded form. Systematic codes possess the advantage that a data collector connecting to the  $k$  systematic nodes

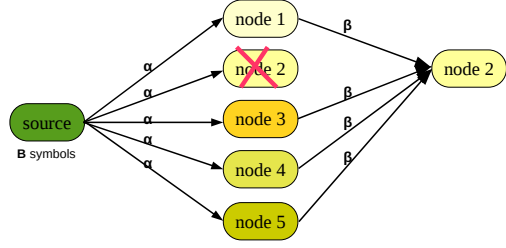


Fig. 1: An illustration of exact regeneration: On failure of node 2, data from other nodes is used to regenerate back the data that node 2 stored prior to failure.

can reconstruct the data without need for any further processing of the data. For the data storage network to sustain itself in systematic form, the *exact regeneration* of a failed systematic node is called for, i.e., the new node replacing a failed systematic node should store data identical to what was previously stored in the failed node. The preferential status of a systematic node makes its fast regeneration a priority and this motivates the interest in minimizing the repair bandwidth for the exact regeneration of systematic nodes. Figure 1 depicts exact regeneration of node 2 by downloading data from nodes 1 and  $\{3, 4, 5\}$ .

Note that in general, the cut-set bound applies to functional regeneration, that is it applies even to networks which replace a failed node with a second node which can carry out all the functions of the earlier failed node, but which does not necessarily store the same data.

The immediate question that this raises is as to whether or not the combination of (a) restriction to repair of systematic nodes and (b) requirement for exact regeneration of the systematic nodes leads to a bound on the parameters  $(\alpha, \beta)$  different from the cut-set bound. It turns out that the same bound on the parameters  $(\alpha, \beta)$  appearing in (1) still applies and this is established in Section III.

Our results in the direction of systematic MDS regenerating codes specifically include:

- The construction of a family of MDS codes for  $d = n - 1 \geq 2k - 1$  that enable the exact regeneration of systematic nodes while achieving the cut set bound on repair bandwidth. The need for interference alignment in any such code is established and we have termed this code the MISER (for MDS, Interference-aligning, Systematic, Exact-Regenerating) code.<sup>1</sup>
- Proof that interference alignment is *necessary* for any code meeting the lower bound on the repair bandwidth.
- Insight into the structure of an MDS code meeting the lower bound on repair bandwidth; under the assumption that the global kernels passed by a node  $i$  for repair of the  $k$  systematic nodes are linearly independent, it turns out that the structure of the MISER code is essentially mandated.
- Proof that for  $d < 2k - 3$ , it is not possible to construct a bandwidth-minimizing code such as the MISER code.

<sup>1</sup>The name of the code is also a reflection on the miserly nature of the code in terms of bandwidth expended to repair a systematic node.

This non-existence result is clearly of interest in the light of on-going efforts to construct codes with  $\beta = 1$  meeting the cut-set bound [6]–[9] on exact repair.

- Proof of the existence of a code such as the MISER code for the remaining cases  $2k - 2 \leq d = n - 1 \leq 2k - 3$ .

A summary of the situation is provided in Figure 2.

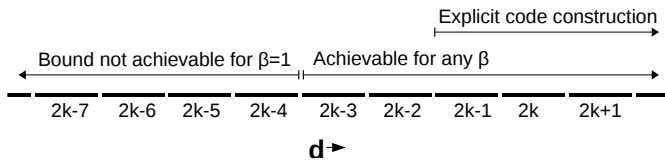


Fig. 2: Summarizing the situation with respect to the existence of MDS regenerating codes enabling exact repair of systematic nodes.

The second major result of the paper is the construction, also explicit, of a minimum-storage regenerating code for  $d = k + 1$ . In light of the non-existence result above, for this value of  $d$ , exact regeneration is not in general possible. The construction does the next best thing namely, it carries out regeneration that is approximately exact.

*Remark 1:* We note that the authors in [11], show how under a carefully designed regeneration algorithm, the MISER code can be used to perform exact regeneration of the non-systematic nodes while retaining optimality with respect to the cut-set bound.

The rest of the present paper is organized as follows. A brief overview of the prior literature in this field is given in the next section, Section II. The setting and notation is explained in detail in Section III. The appearance of interference alignment in the context of distributed storage for construction of regenerating codes is detailed in Section IV along with an illustration. Section V describes the MISER code. The non-existence of  $\beta = 1$  codes for  $d < 2k - 3$  is given in Section VI, including the proof establishing the necessity of interference alignment. Section VII describes the construction, also explicit, of a minimum-storage regenerating code for  $d = k + 1$ . A constructive proof for existence of systematic MDS regenerating codes for  $d \geq 2k - 3$  is provided in Section VIII.

## II. PRIOR WORK

The concept of regenerating codes introduced in [1], permit the storage nodes to store more than  $B/k$  units of data in order to reduce the repair bandwidth. Several distributed systems are analyzed, and estimates of the mean node availability in such systems are obtained. Using these values, it is shown through simulation, that regenerating codes can reduce maintenance bandwidth compared to other designs, while simplifying system architecture.

The problem of minimizing repair bandwidth for *functional* repair of the nodes is considered in [1], [2] and is formulated as a multicast problem in network coding, with the network having an infinite number of nodes. A cut-set lower bound on the repair bandwidth is derived. Coding schemes meeting

this bound are provided in [2], [5] which however, are not explicit. Also, the schemes provided have high reconstruction and regeneration complexity, and require large field sizes.

A principal concern in the practical implementation of distributed storage codes is computational complexity. A practical study of the same is carried out in [3], where random linear regenerating codes achieving functional repair are considered.

The authors in [6] and [7] independently introduced the notion of exact regeneration. The idea of using interference alignment in the context of distributed storage appears first in [6]. Code constructions of the MDS type are provided, which meet the cut-set lower bound when  $k = 2$ . Here as well, the constructions are not explicit, and have large complexity and field-size requirement.

In a prior work [7], we provide explicit codes for the MBR point for the case  $d = n - 1$ . These codes have low complexity, require a field size of the order of  $n^2$ , and can perform exact regeneration of all the nodes while minimizing the repair bandwidth.

A computer search for optimal exact regenerating codes of the MDS type for the parameters  $n = 5$ ,  $k = 3$ ,  $d = 4$ ,  $\beta = 1$  is performed in [8], and for this set of parameters, codes for several values of field size are provided.

A slightly different setting, different from the exact regeneration condition is considered in [9] where optimal MDS codes are given for the parameters  $d = k + 1$  and  $n > 2k$ . The schemes given even here are non-explicit, and have high complexity and large field-size requirement.

The problem of constructing systematic MDS exact regenerating codes can also be formulated as a network coding problem [10]. The exact regeneration property requires a subset of sinks to demand symbols from individual sources. This gives the problem a non-multicast nature, for which very few results are available [17]–[19].

## III. SETTING AND NOTATION

The distributed storage system considered in this paper consists of  $n$  storage nodes, each having a capacity to store  $\alpha$  symbols. Let  $\underline{z}$  be the source (message) vector of length  $B$  with its components as the  $B$  source symbols. Each source symbol can independently take values from  $\mathbb{F}_q$ , a finite field of size  $q$ .

In this paper, we consider only linear storage codes. As in traditional coding theory, by a linear storage code, we mean that any stored symbol is a linear combination of the source symbols, and only linear operations are permitted on the stored symbols. Thus all symbols considered belong to  $\mathbb{F}_q$ .

Let  $\underline{u}^{(m)}$  denote the  $\alpha$  code symbols stored in node  $m$ . For  $m = 1, \dots, n$ , let  $\mathbf{G}^{(m)}$  denote the generator matrix of node  $m$  with dimensions  $B \times \alpha$ . We have

$$\underline{u}^{(m)t} = \underline{z}^t \mathbf{G}^{(m)} \quad (5)$$

Each column of the node generator matrix corresponds to the linear combination vector of a particular symbol stored in the node. We call this vector as *global kernel* of the stored symbol, analogous to its usage in network coding literature.

Bringing all the nodes together, the  $B \times n\alpha$  generator matrix for the entire storage code is given by

$$\begin{bmatrix} \mathbf{G}^{(1)} & \mathbf{G}^{(2)} & \dots & \mathbf{G}^{(n)} \end{bmatrix} \quad (6)$$

Now, let us partition the  $B$  source symbols into  $k$  vectors,  $\underline{z}_i$  for  $i = 1, \dots, k$ , consisting of  $\alpha$  distinct source symbols each. Then the source vector  $\underline{z}$  can be written as

$$\underline{z} = \begin{bmatrix} z_1 \\ \vdots \\ z_k \end{bmatrix} \quad (7)$$

As a result of this partition of the source vector, it is natural to partition the generator matrix of each node as well into  $k$  sub-matrices as

$$\mathbf{G}^{(m)} = \begin{bmatrix} G_1^{(m)} \\ \vdots \\ G_k^{(m)} \end{bmatrix} \quad (8)$$

where  $G_l^{(m)}$ , for  $l = 1, \dots, k$ , is an  $\alpha \times \alpha$  matrix. Thus,

$$\underline{u}^{(m)t} = \underline{z}^t \mathbf{G}^{(m)} = \sum_{l=1}^k z_l^t G_l^{(m)} \quad (9)$$

These sub-matrices are further partitioned as

$$G_l^{(m)} = \begin{bmatrix} g_{l,1}^{(m)} & \dots & g_{l,\alpha}^{(m)} \end{bmatrix} \quad (10)$$

where each  $g_{l,i}^{(m)}$  is an  $\alpha$ -length column vector.

Out of the  $n$  storage nodes,  $k$  are systematic and store source symbols in uncoded form. Without loss of generality, let the first  $k$  nodes be systematic, i.e., let systematic node  $m$  (for  $m = 1, \dots, k$ ) store the  $\alpha$  source symbols in  $\underline{z}_m$ . Hence,

$$\underline{u}^{(m)} = \underline{z}_m \quad \text{for } m = 1, \dots, k \quad (11)$$

Thus, for systematic node  $m$ , and  $l = 1, \dots, k$ ,

$$G_l^{(m)} = \begin{cases} I_\alpha & \text{if } l = m \\ 0_\alpha & \text{if } l \neq m \end{cases} \quad (12)$$

We will denote an  $\alpha \times \alpha$  zero matrix as  $0_\alpha$ , and an  $\alpha \times \alpha$  identity matrix as  $I_\alpha$ .

Now, making use of the partitions in the generator matrices, for any node  $m$ , we refer to  $G_l^{(m)}$  as the *component* along  $\underline{z}_l$ , i.e. the component along symbols stored in systematic node  $l$ . As we will see later, this viewpoint leads to a very elegant framework which facilitates the usage of the interference alignment concept.

When a node fails, it is replaced by a new node which connects to some  $d$  of the existing nodes, and downloads one symbol from each node. A node participating in the regeneration of a failed node, passes a linear combination of the symbols stored in it. Equivalently, it passes a linear combination of the columns of its generator matrix. Thus, we can view each node passing a *vector* for regeneration of a failed node and this vector represents the global kernel of the symbol passed. We will use the symbol and the vector viewpoints interchangeably.

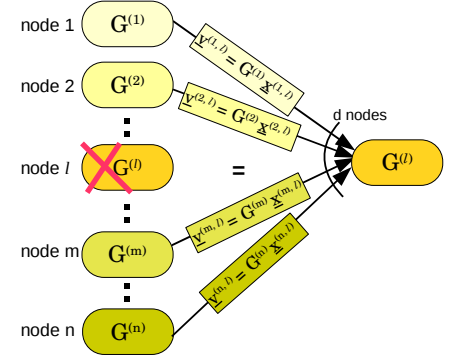


Fig. 3: Exact regeneration of systematic node  $l$ : A global kernel viewpoint

Let  $\mathbb{D}$  denote the set of  $d$  existing nodes participating in the regeneration of node  $l$ . Let

$$\underline{v}_{\mathbb{D}}^{(m,l)} = \begin{bmatrix} v_{\mathbb{D},1}^{(m,l)} \\ \vdots \\ v_{\mathbb{D},k}^{(m,l)} \end{bmatrix} \quad (13)$$

denote the vector passed by node  $m \in \mathbb{D}$  for the regeneration of node  $l \notin \mathbb{D}$  where  $v_{\mathbb{D},i}^{(m,l)}$  ( $i = 1, \dots, k$ ) are  $\alpha$ -length column vectors reflecting the partitioning of the node generator matrices. Let  $\underline{x}_{\mathbb{D}}^{(m,l)}$  be the linear combination vector used by node  $m$  to generate  $\underline{v}_{\mathbb{D}}^{(m,l)}$ , i.e.

$$\underline{v}_{\mathbb{D}}^{(m,l)} = \mathbf{G}^{(m)} \underline{x}_{\mathbb{D}}^{(m,l)} \quad (14)$$

For brevity, we will discard the subscript  $\mathbb{D}$  from the notation and the set of  $d$  nodes being used for regeneration will be clear from the context. Thus we have,

$$\underline{v}^{(m,l)} = \mathbf{G}^{(m)} \underline{x}^{(m,l)} \quad (15)$$

All notation is depicted in Figure 3.

Throughout this paper, we use superscripts to refer to the node numbers, and subscripts to index the elements of any matrix. All the vectors considered are column vectors.  $\underline{e}_i$  represents an  $\alpha$ -length unit vector with 1 in  $i^{\text{th}}$  position and 0 elsewhere.

We say two vectors are *aligned* if they are linearly dependent. We briefly describe the concept of interference alignment in the next section, and discuss its application in the context of distributed storage.

We next turn our attention to the questions as to whether or not the combination of (a) restriction to repair of systematic nodes and (b) requirement for exact regeneration of the systematic nodes leads to a bound on the parameters  $(\alpha, \beta)$  different from the cut-set bound. It is shown below that the same bound on the parameters  $(\alpha, \beta)$  appearing in (1) still applies. Here we consider  $\beta = 1$ . However, the same argument holds for higher values of  $\beta$ .

Consider regeneration of the systematic node  $l$ ,  $1 \leq l \leq k$ , by connecting to the  $d$  nodes  $\{m_1, \dots, m_d\}$ . That is, using  $\{\underline{v}^{(m_1,l)}, \dots, \underline{v}^{(m_d,l)}\}$ ,  $\mathbf{G}^{(l)}$  needs to be recovered. This im-

plies that the dimension of the nullspace of the matrix

$$[\mathbf{G}^{(l)} \quad \underline{\mathbf{v}}^{(m_1,l)} \quad \dots \quad \underline{\mathbf{v}}^{(m_d,l)}] \quad (16)$$

should be atleast equal to the dimension of  $\mathbf{G}^{(l)}$  which is  $\alpha$ . But, the MDS property requires that any  $k$  nodes are linearly independent. Hence, the dimension of the nullspace of the matrix

$$[\mathbf{G}^{(l)} \quad \underline{\mathbf{v}}^{(m_1,l)} \quad \dots \quad \underline{\mathbf{v}}^{(m_{k-1},l)}] \quad (17)$$

is zero. This implies that atleast  $\alpha$  more columns need to be added to this matrix to make the nullspace of the matrix in equation (16) to be of  $\alpha$ -dimensional. Thus we need

$$d - (k - 1) \geq \alpha. \quad (18)$$

And to meet the bound, we need  $\alpha = d - k + 1$ , which is identical to equation (4).

#### IV. NEED FOR INTERFERENCE ALIGNMENT IN REGENERATING CODES

Recently, the idea of ‘Interference Alignment’ in the context of wireless communication was proposed in [15], [16]. Here, signals of multiple users are designed in such a way that at every receiver, signals from all the unintended users occupy the *same* half of the signal space, leaving the other half free for the intended user. Though the principles are the same, there are significant differences in the alignment techniques in wireless communication and that in distributed storage.

In the distributed storage context, the concept of ‘interference’ comes into picture during exact regeneration of a failed node. Let us consider an example with  $B = 4$ ,  $n = 4$ ,  $k = 2$ ,  $d = 3$  and  $\beta = 1$ , giving  $\alpha = B/k = 2$ . Let  $\{z_1, z_2, z_3, z_4\}$  be the source symbols. Node 1 stores  $\{z_1, z_2\}$  and node 2 stores  $\{z_3, z_4\}$ . Nodes 3 and 4 are non-systematic nodes. Every symbol stored is associated to a global kernel vector having its four components along  $z_1, \dots, z_4$  respectively. By a slight abuse of notation, we will call the  $i^{th}$  component of a global kernel vector as the component along source symbol  $z_i$ .

Consider failure of node 1, with nodes 2, 3 and 4 passing vectors  $\underline{\mathbf{v}}^{(2,1)}$ ,  $\underline{\mathbf{v}}^{(3,1)}$  and  $\underline{\mathbf{v}}^{(4,1)}$  for its regeneration. Since node 2 can only pass some function of  $z_3$  and  $z_4$ ,  $\underline{\mathbf{v}}^{(3,1)}$  and  $\underline{\mathbf{v}}^{(4,1)}$  need to provide all the information about  $\{z_1, z_2\}$ . Since two units of information about  $\{z_1, z_2\}$  are required, the components of  $\underline{\mathbf{v}}^{(3,1)}$  and  $\underline{\mathbf{v}}^{(4,1)}$  along  $\{z_3, z_4\}$ , i.e.,  $v_2^{(3,1)}$  and  $v_2^{(4,1)}$ , constitute *interference* and need to be eliminated. The components along  $\{z_1, z_2\}$ , i.e.,  $v_1^{(3,1)}$  and  $v_1^{(4,1)}$  constitute the *desired component*.

The only way to eliminate the interference is using  $\underline{\mathbf{v}}^{(2,1)}$ . Since node 2 can pass only one vector, to be able to cancel the interference from  $\{z_3, z_4\}$ , both  $v_2^{(3,1)}$  and  $v_2^{(4,1)}$  need to be scalar multiples of each other. In other words, the interference along the node 2 needs to be aligned! This is the *interference alignment* in the context of regenerating codes. The necessity of interference alignment for any code meeting the cut-set bound on repair bandwidth at the MSR point will be formally proved in Section VI.

An explicit code over  $\mathbb{F}_5$  for the parameters chosen in the example is shown in Figure 4. The figure depicts the actual

symbols that are stored by the 4 nodes, as opposed to depicting their global kernels (the two viewpoints are equivalent and we will often switch between them). The exact regeneration of systematic node 1 is also shown, for which nodes 3 and 4 pass the first symbols stored in them, i.e. pass  $2z_1 + 2z_2 + z_3$  and  $2z_1 + 4z_2 + 2z_3$  respectively. Observe that the interfering component in both these symbols are aligned along  $z_3$ . Hence node 2 can pass  $z_3$  and cancel the interference.

In the context of regenerating codes, interference alignment was first used by Wu and Dimakis in [6] to provide a scheme for exact regeneration at the MSR point. However the authors employed interference alignment to a limited extent, as in their scheme, only a part of the interference could be aligned. Due to this, the scheme achieves the tradeoff curve only for the case  $k = 2$ .

In the next section, we describe the construction of the MISER code which aligns interference and achieves the lower bound on the repair bandwidth as provided by the cut-set bound.

#### V. CONSTRUCTION OF THE MISER CODE

In this section we provide the explicit construction for the MISER code, a systematic, MDS code which achieves the lower bound on the repair bandwidth for exact regeneration of systematic nodes.

First, an illustrative example is provided which explains the key ideas behind the code construction. The general code construction for the parameter set  $n = 2k$ ,  $d = n - 1$  follows the example. Then, a simple puncturing method is provided to extend this code construction to obtain a family of codes for the parameter set  $n \geq 2k$ ,  $d = n - 1$ . Further, this code is extended to the more general case of any  $n$ ,  $d \geq 2k - 1$ , which however requires the node replacing a failed systematic node to connect to the remaining systematic nodes.

##### A. An Example

Let the parameters for the example code be,  $B = 9$ ,  $n = 6$ ,  $k = 3$ ,  $d = 5$ ,  $\beta = 1$ . This gives  $\alpha = B/k = 3$ . Let all symbols belong to the finite field  $\mathbb{F}_7$ .

*Design of Node Generator Matrices:* As  $k = 3$ , the first three nodes are systematic and store data in uncoded form. Hence

$$\mathbf{G}^{(1)} = \begin{bmatrix} I_3 \\ 0_3 \\ 0_3 \end{bmatrix}, \quad \mathbf{G}^{(2)} = \begin{bmatrix} 0_3 \\ I_3 \\ 0_3 \end{bmatrix}, \quad \mathbf{G}^{(3)} = \begin{bmatrix} 0_3 \\ 0_3 \\ I_3 \end{bmatrix}. \quad (19)$$

The crux of the code construction is the design of the node generator matrices of the non-systematic nodes. Let

$$\Psi_3 = \begin{bmatrix} \psi_1^{(4)} & \psi_1^{(5)} & \psi_1^{(6)} \\ \psi_2^{(4)} & \psi_2^{(5)} & \psi_2^{(6)} \\ \psi_3^{(4)} & \psi_3^{(5)} & \psi_3^{(6)} \end{bmatrix} \quad (20)$$

be a  $3 \times 3$  matrix such that any of its sub-matrix is full rank. A Cauchy matrix [20] is one such matrix and we choose  $\Psi_3$  to be a cauchy matrix for our construction.

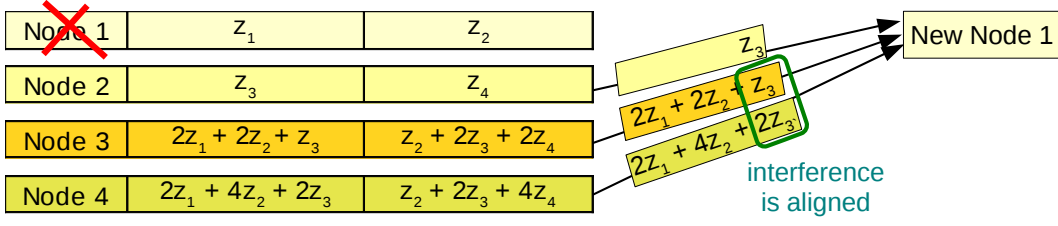


Fig. 4: Illustration of interference alignment during exact regeneration of systematic node 1 over  $\mathbb{F}_5$ .

*Definition 1 (Cauchy matrix):* A Cauchy matrix is a matrix with its  $(i, j)^{th}$  element as  $\frac{1}{x_i - y_j}$  where  $\{x_i\} \cup \{y_j\}$  is an injective sequence, i.e., a sequence with no repeated elements.

Let the generator matrix of non-systematic node  $m$  ( $m = 4, 5, 6$ ) be

$$\mathbf{G}^{(m)} = \begin{bmatrix} 2\psi_1^{(m)} & 0 & 0 \\ 2\psi_2^{(m)} & \psi_1^{(m)} & 0 \\ 2\psi_3^{(m)} & 0 & \psi_1^{(m)} \\ \hline \psi_2^{(m)} & 2\psi_1^{(m)} & 0 \\ 0 & 2\psi_2^{(m)} & 0 \\ 0 & 2\psi_3^{(m)} & \psi_2^{(m)} \\ \hline \psi_3^{(m)} & 0 & 2\psi_1^{(m)} \\ 0 & \psi_3^{(m)} & 2\psi_2^{(m)} \\ 0 & 0 & 2\psi_3^{(m)} \end{bmatrix} \quad (21)$$

where the non-zero entries of the  $i^{th}$  submatrix are restricted to the diagonal and the  $i^{th}$  column,  $1 \leq i \leq 3$ . We now show that this choice of node generator matrices makes the code MDS and also minimizes the repair bandwidth for the exact regeneration of systematic nodes.

*Reconstruction (MDS property):* For the reconstruction property to be satisfied, a data collector downloading all symbols stored in any three nodes should be able to recover all the nine source symbols. That is, the  $9 \times 9$  matrix formed by columnwise juxtaposing any three node generator matrices, need to be non-singular. We consider the different set nodes that the data collector can connect to, and give decoding procedures for each.

(a) *Three systematic nodes:* When data collector connects to all three systematic nodes, it obtains all the source symbols in uncoded form and hence reconstruction is trivially satisfied.

(b) *Two systematic and one non-systematic nodes:* Suppose the data collector connects to systematic nodes 2 and 3, and non-systematic node 4. It obtains all the symbols stored in nodes 2 and 3 in uncoded form, and subtracts their components from the symbols in node 4. It is left to decode the source symbols  $\underline{z}_1$  which are encoded using the following matrix

$$G_1^{(4)} = \begin{bmatrix} 2\psi_1^{(4)} & 0 & 0 \\ 2\psi_2^{(4)} & \psi_2^{(4)} & 0 \\ 2\psi_3^{(4)} & 0 & \psi_3^{(4)} \end{bmatrix}. \quad (22)$$

This diagonal matrix is full rank since the elements of a Cauchy matrix are non-zero, and hence the symbols  $\underline{z}_1^t$  can

be easily obtained.

(c) *All three non-systematic nodes:* Now lets consider the case of a data collector connecting to all three non-systematic nodes. Let  $C_1$  be the matrix formed by columnwise juxtaposing the generator matrices of these three nodes.

*Claim 1:* The data collector can recover all the source symbols encoded using the matrix  $C_1$ .

*Proof:* In  $C_1$ , group the  $i^{th}$  ( $i = 1, 2, 3$ ) columns of all the three nodes together to obtain the matrix  $C_2$  as

$$C_2 = \begin{bmatrix} \underbrace{\begin{bmatrix} 2\psi_1^{(4)} & 2\psi_1^{(5)} & 2\psi_1^{(6)} \\ 2\psi_2^{(4)} & 2\psi_2^{(5)} & 2\psi_2^{(6)} \\ 2\psi_3^{(4)} & 2\psi_3^{(5)} & 2\psi_3^{(6)} \end{bmatrix}}_{\text{group 1}} & \underbrace{\begin{bmatrix} 0 & 0 & 0 \\ \psi_1^{(4)} & \psi_1^{(5)} & \psi_1^{(6)} \\ 0 & 0 & 0 \end{bmatrix}}_{\text{group 2}} & \underbrace{\begin{bmatrix} 0 & 0 & 0 \\ \psi_1^{(4)} & \psi_1^{(5)} & \psi_1^{(6)} \\ \psi_2^{(4)} & \psi_2^{(5)} & \psi_2^{(6)} \end{bmatrix}}_{\text{group 3}} \end{bmatrix} \quad (23)$$

Note that, interchanging columns is equivalent to interchanging corresponding coded symbols. Though this step is not necessary, it helps to explain the decoding procedure better.

Multiply the 3 groups of 3 symbols(columns) each by  $\Psi_3^{-1}$  to get a matrix  $C_3$  given by

$$C_3 = C_2 \begin{bmatrix} \Psi_3^{-1} & 0_3 & 0_3 \\ 0_3 & \Psi_3^{-1} & 0_3 \\ 0_3 & 0_3 & \Psi_3^{-1} \end{bmatrix} \quad (24)$$

$$= \begin{bmatrix} 2 & 0 & 0 & 0 & 0 & 0 & 0 & 0 & 0 \\ 0 & 2 & 0 & 1 & 0 & 0 & 0 & 0 & 0 \\ 0 & 0 & 2 & 0 & 0 & 0 & 1 & 0 & 0 \\ \hline 0 & 1 & 0 & 2 & 0 & 0 & 0 & 0 & 0 \\ 0 & 0 & 0 & 0 & 2 & 0 & 0 & 0 & 0 \\ 0 & 0 & 0 & 0 & 0 & 2 & 0 & 1 & 0 \\ \hline 0 & 0 & 1 & 0 & 0 & 0 & 2 & 0 & 0 \\ 0 & 0 & 0 & 0 & 0 & 1 & 0 & 2 & 0 \\ 0 & 0 & 0 & 0 & 0 & 0 & 0 & 0 & 2 \end{bmatrix} \quad (25)$$

Symbols 1, 5 and 9 are now available to the data collector, and their components can be subtracted from the remaining

symbols to obtain

$$C_4 = \begin{bmatrix} 2 & 0 & 1 & 0 & 0 & 0 \\ 0 & 2 & 0 & 0 & 1 & 0 \\ 1 & 0 & 2 & 0 & 0 & 0 \\ 0 & 0 & 0 & 0 & 0 & 1 \\ 0 & 1 & 0 & 0 & 2 & 0 \\ 0 & 0 & 0 & 0 & 0 & 2 \end{bmatrix} \quad (26)$$

Simple arithmetic operations can now be performed on this set of symbols to recover all the remaining source symbols, as  $C_4$  is non-singular. ■

(d) *One systematic and two non-systematic nodes:* Suppose the data collector connects to systematic node 1 and non-systematic nodes 4 and 5. All symbols of node 1, i.e.  $\underline{z}_1$ , are available to the data collector and their components can be subtracted from all the coded symbols. The data-collector is left to decode the symbols  $\underline{z}_2$  and  $\underline{z}_3$  which are encoded using the matrix,

$$B_1 = \begin{bmatrix} G_2^{(4)} & G_2^{(5)} \\ G_3^{(4)} & G_3^{(5)} \end{bmatrix} \quad (27)$$

*Claim 2:* The data collector can recover the source symbols  $\underline{z}_2$  and  $\underline{z}_3$  encoded by the matrix  $B_1$ .

*Proof:* We first interchange certain columns which will make the task simpler. For  $i = 2, 3, 1$  (in this order), group the  $i^{\text{th}}$  columns of the two non-systematic nodes together to give matrix

$$B_2 = \begin{bmatrix} 2\psi_1^{(4)} & 2\psi_1^{(5)} & 0 & 0 & \psi_2^{(4)} & \psi_2^{(5)} \\ 2\psi_2^{(4)} & 2\psi_2^{(5)} & 0 & 0 & 0 & 0 \\ 2\psi_3^{(4)} & 2\psi_3^{(5)} & \psi_2^{(4)} & \psi_2^{(5)} & 0 & 0 \\ \hline 0 & 0 & 2\psi_1^{(4)} & 2\psi_1^{(5)} & \psi_3^{(4)} & \psi_3^{(5)} \\ \psi_3^{(4)} & \psi_3^{(5)} & 2\psi_2^{(4)} & 2\psi_2^{(5)} & 0 & 0 \\ 0 & 0 & 2\psi_3^{(4)} & 2\psi_3^{(5)} & 0 & 0 \end{bmatrix} \quad (28)$$

Let

$$\Psi_2 = \begin{bmatrix} \psi_2^{(4)} & \psi_2^{(5)} \\ \psi_3^{(4)} & \psi_3^{(5)} \end{bmatrix} \quad (29)$$

$\Psi_2$  is a submatrix of the Cauchy matrix  $\Psi_3$  and hence is invertible. Multiply the last two symbols (columns) by  $\Psi_2^{-1}$  to obtain

$$B_3 = \begin{bmatrix} 2\psi_1^{(4)} & 2\psi_1^{(5)} & 0 & 0 & 1 & 0 \\ 2\psi_2^{(4)} & 2\psi_2^{(5)} & 0 & 0 & 0 & 0 \\ 2\psi_3^{(4)} & 2\psi_3^{(5)} & \psi_2^{(4)} & \psi_2^{(5)} & 0 & 0 \\ \hline 0 & 0 & 2\psi_1^{(4)} & 2\psi_1^{(5)} & 0 & 1 \\ \psi_3^{(4)} & \psi_3^{(5)} & 2\psi_2^{(4)} & 2\psi_2^{(5)} & 0 & 0 \\ 0 & 0 & 2\psi_3^{(4)} & 2\psi_3^{(5)} & 0 & 0 \end{bmatrix} \quad (30)$$

The last two symbols are now available to the data collector

and can be subtracted out from the rest of the symbols to get,

$$B_4 = \begin{bmatrix} 2\psi_2^{(4)} & 2\psi_2^{(5)} & 0 & 0 \\ 2\psi_3^{(4)} & 2\psi_3^{(5)} & \psi_2^{(4)} & \psi_2^{(5)} \\ \psi_3^{(4)} & \psi_3^{(5)} & 2\psi_2^{(4)} & 2\psi_2^{(5)} \\ 0 & 0 & 2\psi_3^{(4)} & 2\psi_3^{(5)} \end{bmatrix} \quad (31)$$

This matrix is equivalent to the reconstruction matrix of a system with  $k = 2$  with a data collector connecting to two non-systematic nodes, and on the lines similar to the previous case, can be shown to be invertible. ■

*Exact Regeneration of Systematic Nodes:* Suppose node 1 fails. Let each non-systematic node pass its first symbol i.e. the first column of their generator matrices for the regeneration of node 1. Thus, from nodes 4, 5, and 6, the new node gets

$$\underline{\mathbf{v}}^{(4,1)} = \begin{bmatrix} 2\psi_1^{(4)} \\ 2\psi_2^{(4)} \\ 2\psi_3^{(4)} \\ \hline \psi_2^{(4)} \\ 0 \\ 0 \\ \hline \psi_3^{(4)} \\ 0 \\ 0 \end{bmatrix}, \underline{\mathbf{v}}^{(5,1)} = \begin{bmatrix} 2\psi_1^{(5)} \\ 2\psi_2^{(5)} \\ 2\psi_3^{(5)} \\ \hline \psi_2^{(5)} \\ 0 \\ 0 \\ \hline \psi_3^{(5)} \\ 0 \\ 0 \end{bmatrix}, \underline{\mathbf{v}}^{(6,1)} = \begin{bmatrix} 2\psi_1^{(6)} \\ 2\psi_2^{(6)} \\ 2\psi_3^{(6)} \\ \hline \psi_2^{(6)} \\ 0 \\ 0 \\ \hline \psi_3^{(6)} \\ 0 \\ 0 \end{bmatrix} \quad (32)$$

In these vectors, observe that the component along node 1 are scaled columns of the Cauchy matrix  $\Psi_3$ . The components along other existing systematic nodes are all aligned along the vector  $[1 \ 0 \ 0]$ . Hence all the interfering components are aligned in a single dimension.

Now, nodes 2 and 3 pass the following vectors

$$\underline{\mathbf{v}}^{(2,1)} = \begin{bmatrix} 0 \\ 0 \\ 0 \\ \hline 1 \\ 0 \\ 0 \\ \hline 0 \\ 0 \\ 0 \end{bmatrix}, \underline{\mathbf{v}}^{(3,1)} = \begin{bmatrix} 0 \\ 0 \\ 0 \\ \hline 0 \\ 0 \\ 0 \\ \hline 1 \\ 0 \\ 0 \end{bmatrix} \quad (33)$$

As a result of the interference alignment,  $\underline{\mathbf{v}}^{(2,1)}$  and  $\underline{\mathbf{v}}^{(3,1)}$  can subtract out all the interfering components from  $\underline{\mathbf{v}}^{(4,1)}$ ,  $\underline{\mathbf{v}}^{(5,1)}$  and  $\underline{\mathbf{v}}^{(6,1)}$ . The new node 1 is left with three symbols encoded using the matrix

$$\begin{bmatrix} 2\Psi_3 \\ \hline 0_3 \\ \hline 0_3 \end{bmatrix}.$$

The desired component, i.e., the component along  $\underline{z}_1$  is a scaled Cauchy matrix. The new node 1 can operate on the three received symbols with the matrix  $\frac{1}{2}\Psi_3^{-1}$  and recover all the three source symbols that node 1 stored prior to its failure. Thus node 1 is exactly regenerated.

On similar lines, when nodes 2 or 3 fail, non-systematic nodes pass the  $2^{\text{nd}}$  or  $3^{\text{rd}}$  columns of their generator matrices

ces respectively. The design of generator matrices for non-systematic nodes is such that interference alignment holds during regeneration of every systematic node, and hence exact regeneration of all systematic nodes can be achieved.

### B. The MISER Code for $n = 2k$ , $d = n - 1$

The parameter range under consideration, along with  $d = \alpha + k - 1$  which needs to be satisfied to meet the lower bound on the repair bandwidth gives

$$k = \alpha. \quad (34)$$

This relation plays a key role in the code construction as this allows each non-systematic node to reserve  $k$  distinct symbols (i.e. symbols having linearly independent global kernels) for the regeneration of the  $k$  systematic nodes. Recall that, in the example code in Section V-A,  $d = 2k - 1 = 5$  and  $k = \alpha = 3$ . The construction of the MISER code in the parameter regime  $n = 2k$ ,  $d = n - 1$  follows closely on the lines of the example code.

*Design of Node Generator Matrices:* The first  $k$  nodes are systematic and store the source symbols in uncoded form. Hence, for systematic node  $m$ , and  $l = 1, \dots, k$ ,

$$G_l^{(m)} = \begin{cases} I_\alpha & \text{if } l = m \\ 0_\alpha & \text{if } l \neq m \end{cases} \quad (35)$$

Let  $\Psi$  be an  $\alpha \times (n - k)$  matrix with elements drawn from  $\mathbb{F}_q$  such that any submatrix of  $\Psi$  is full rank. Let

$$\Psi = \begin{bmatrix} \underline{\psi}^{(k+1)} & \underline{\psi}^{(k+2)} & \dots & \underline{\psi}^{(n)} \end{bmatrix} \quad (36)$$

where

$$\underline{\psi}^{(i)} = \begin{bmatrix} \psi_1^{(i)} \\ \vdots \\ \psi_\alpha^{(i)} \end{bmatrix} \quad i = k + 1, \dots, n \quad (37)$$

We choose  $\Psi$  to be a Cauchy matrix, and the minimum field size required for the construction of this Cauchy matrix is

$$q \geq \alpha + n - k. \quad (38)$$

Note that since  $n - k \geq \alpha \geq 2$ , we have  $q \geq 4$ .

Now we come to the crux of the code, which is the design of the generator matrices for the non-systematic nodes. For  $m = k + 1, \dots, n$ ,  $i, j = 1, \dots, \alpha$ , choose

$$\underline{g}_{ij}^{(m)} = \begin{cases} \epsilon \psi_i^{(m)} & \text{if } i = j \\ \psi_i^{(m)} \underline{e}_j & \text{if } i \neq j \end{cases} \quad (39)$$

where  $\epsilon$  is an element from  $\mathbb{F}_q$  such that  $\epsilon \neq 0$  and  $\epsilon^2 \neq 1$ . Note that there always exists such a value provided  $q \geq 4$ , which is true in this case.

*Reconstruction:* For reconstruction to be satisfied, a data collector downloading all symbols stored in any  $k$  nodes should be able to recover the  $B$  source symbols. For this, we need the  $B \times B$  matrix formed by columnwise juxtaposing any  $k$  node generator matrices to be non-singular.

If the data collector connects to the  $k$  systematic nodes, then reconstruction is trivially satisfied. Consider the case when a data collector connects to  $p$  non-systematic nodes, and  $k - p$

systematic nodes, for some  $1 \leq p \leq k$ . Let  $\delta_1, \dots, \delta_p$  be the  $p$  non-systematic nodes and  $\omega_1, \dots, \omega_{k-p}$  ( $\omega_1 < \dots < \omega_{k-p}$ ) be the  $k-p$  systematic nodes to which the data collector connects, and let  $\Omega_1, \dots, \Omega_p$  ( $\Omega_1 < \dots < \Omega_p$ ) be the  $p$  systematic nodes to which data collector does *not* connect.

The data collector can obtain the symbols  $\underline{z}_{\omega_1}, \dots, \underline{z}_{\omega_{k-p}}$  from the systematic nodes it connects to, and subtract out their components from the coded symbols. The data collector now has to recover the symbols  $\underline{z}_{\Omega_1}, \dots, \underline{z}_{\Omega_p}$  which are encoded using the following  $p\alpha \times p\alpha$  matrix

$$\begin{aligned} R &= \begin{bmatrix} \mathbf{G}^{(\delta_1)} & \mathbf{G}^{(\delta_2)} & \dots & \mathbf{G}^{(\delta_p)} \end{bmatrix} \\ &= \begin{bmatrix} G_{\Omega_1}^{(\delta_1)} & G_{\Omega_1}^{(\delta_2)} & \dots & G_{\Omega_1}^{(\delta_p)} \\ \vdots & \vdots & \ddots & \vdots \\ G_{\Omega_p}^{(\delta_1)} & G_{\Omega_p}^{(\delta_2)} & \dots & G_{\Omega_p}^{(\delta_p)} \end{bmatrix} \end{aligned} \quad (40)$$

*Theorem 1:* The data collector can decode the symbols  $\underline{z}_{\Omega_1}, \dots, \underline{z}_{\Omega_p}$  encoded using the matrix  $R$ .

*Proof:* See Appendix A. The steps followed in the proof are similar to the ones used in the example. ■

*Exact Regeneration of Systematic Nodes:* Consider regeneration of systematic node  $\hat{l}$ ,  $1 \leq \hat{l} \leq k$ . Each non-systematic node passes the  $\hat{l}^{\text{th}}$  column of its generator matrix, i.e.,

$$\underline{\mathbf{v}}^{(m, \hat{l})} = \begin{bmatrix} \underline{g}_{1, \hat{l}}^{(m)} \\ \vdots \\ \underline{g}_{\alpha, \hat{l}}^{(m)} \end{bmatrix}. \quad (41)$$

Observe that the choice of  $\underline{g}_{\hat{l}, \hat{l}}^{(m)}$  as in equation (39) makes all the interfering components in  $\{\underline{\mathbf{v}}^{(k+1, \hat{l})}, \dots, \underline{\mathbf{v}}^{(n, \hat{l})}\}$  align along  $\underline{e}_{\hat{l}}$ . Each of the remaining systematic nodes  $l$  ( $l = 1, \dots, k$ ,  $l \neq \hat{l}$ ) pass

$$\underline{\mathbf{v}}^{(l, \hat{l})} = \begin{bmatrix} \underline{0} \\ \vdots \\ \underline{0} \\ \underline{e}_{\hat{l}} \\ \underline{0} \\ \vdots \\ \underline{0} \end{bmatrix} \quad (42)$$

with  $\underline{e}_{\hat{l}}$  as the  $\hat{l}^{\text{th}}$  component.

Due to the interference alignment,  $\underline{\mathbf{v}}^{(l, \hat{l})}$  can subtract out all the interference along  $\underline{z}_{\hat{l}}$ . Thus, all the interference is cancelled out.

Along the symbols stored in systematic node  $\hat{l}$ , i.e., in the desired component we are left with

$$\begin{bmatrix} \underline{g}_{\hat{l}, \hat{l}}^{(k+1)} \dots \underline{g}_{\hat{l}, \hat{l}}^{(n)} \end{bmatrix} \quad (43)$$

By the choice of  $\underline{g}_{\hat{l}, \hat{l}}^{(m)}$  as given in equation (39), following are the vectors along the desired component

$$\epsilon [\underline{\psi}^{(k+1)} \dots \underline{\psi}^{(n)}] = \epsilon \Psi \quad (44)$$

In other words, the data collector obtains the symbols stored in

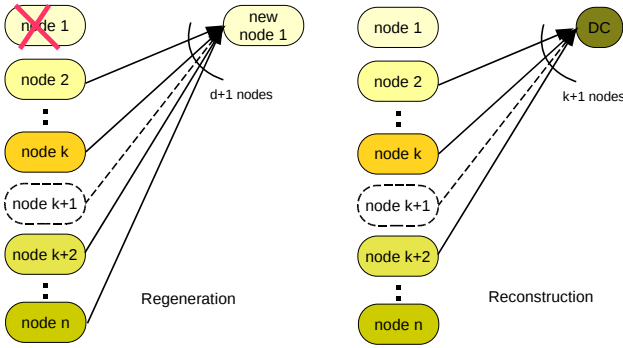


Fig. 5: An illustration of going from the case  $d = 2k + c$  to  $d = 2k + c + 1$ . Node  $k + 1$  stores all zeros, and any data collector or a new node is always assumed to connect to this node.

failed node  $\hat{l}$  coded using the Cauchy matrix  $\Psi$ . These symbols can be operated upon by  $\frac{1}{\epsilon}\Psi^{-1}$  to obtain all the symbols that were stored in the failed systematic node  $\hat{l}$ . Thus, the failed systematic node  $\hat{l}$  is exactly regenerated.

### C. The MISER Code for $n \geq 2k$ , $d = n - 1$

The parameter regime  $n \geq 2k$ ,  $d = n - 1$  along with  $d = \alpha + k - 1$  gives

$$k \leq \alpha. \quad (45)$$

The following theorem gives a general result, which in this context says that codes for the parameters  $n \geq 2k$ ,  $d = n - 1$  can be obtained from codes for  $n = 2k$ ,  $d = n - 1$  via simple puncturing operations.

*Theorem 2:* Given a family of linear exact regenerating codes for all parameters satisfying  $n = d + c_1$  and  $d = 2k + c$  for some constants  $c_1$  and  $c$ , linear exact regenerating codes can be constructed for parameters  $\hat{n}$ ,  $\hat{d}$  and  $\hat{k}$  satisfying  $\hat{n} = \hat{d} + c_1$  and  $\hat{d} = 2\hat{k} + \hat{c}$  for any  $\hat{c} \geq c$ .

*Proof:* From the hypothesis, construct a code  $\mathcal{C}$  for the parameters  $(n = \hat{n} + \hat{c} - c, d = \hat{d} + \hat{c} - c, k = \hat{k} + \hat{c} - c)$ . Consider a set of  $(\hat{c} - c)$  systematic nodes, and assume that the source symbols stored in these systematic nodes are always zero. Call these nodes the ‘nullified’ systematic nodes. The remaining  $\hat{n}$  nodes form the desired code  $\hat{\mathcal{C}}$ , with the source symbols as those stored in the remaining  $\hat{k}$  systematic nodes.

During any reconstruction (or regeneration) operation in  $\hat{\mathcal{C}}$ , one can consider an equivalent operation in  $\mathcal{C}$  where the data collector (or the new node replacing the failed node) connects to the  $(\hat{c} - c)$  nullified systematic nodes as well. This is illustrated in Figure 5 for  $\hat{c} - c = 1$ .

Since the data stored in the nullified systematic nodes is globally known to be zero, the linearity of the code implies that all the symbols that these nodes pass for reconstruction (or regeneration) are zero. And since code  $\mathcal{C}$  can perform reconstruction and regeneration, so can the code  $\hat{\mathcal{C}}$ .

Thus, if the  $k\alpha \times n\alpha$  generator matrix for code  $\mathcal{C}$  is

$$[\mathbf{G}^{(1)} \quad \mathbf{G}^{(2)} \quad \dots \quad \mathbf{G}^{(n)}], \quad (46)$$

then the  $\hat{k}\alpha \times \hat{n}\alpha$  generator matrix for the desired code  $\hat{\mathcal{C}}$  is

$$\begin{bmatrix} G_1^{(1)} & \dots & G_1^{(\hat{k})} & G_1^{(k+1)} & \dots & G_1^{(n)} \\ \vdots & \ddots & \vdots & \vdots & \ddots & \vdots \\ G_k^{(1)} & \dots & G_k^{(\hat{k})} & G_k^{(k+1)} & \dots & G_k^{(n)} \end{bmatrix}. \quad (47)$$

### D. Extension to the case $2k - 1 \leq d \leq n - 1$

In this section, we present a simple extension of the MISER code to the case when  $2k - 1 \leq d \leq n - 1$ , under the constraint that a new node replacing a failed systematic node includes all the remaining systematic nodes in the set of  $d$  nodes that it connects to.

The following theorem shows that the code provided in Section V-B for  $n = 2k$ ,  $d = n - 1$  supports the case of  $d = 2k - 1, d \leq n - 1$  as long as the constraint is met. From here, extension to the case  $d \geq 2k - 1, d \leq n - 1$  is straightforward via Theorem 2.

*Theorem 3:* For  $d = 2k - 1, d \leq n - 1$ , the code defined by the node generator matrices in equations (35) and (39), achieves reconstruction and optimal exact regeneration of systematic nodes, provided the new node connects to all the remaining systematic nodes.

*Proof: Reconstruction:* The reconstruction property follows directly from the reconstruction property of the original code.

*Exact regeneration of systematic nodes:* New node replacing a failed systematic node connects to the  $k - 1$  existing systematic nodes and any  $\alpha$  non-systematic nodes (as meeting the cut-set bound requires  $d = k - 1 + \alpha$ ). Consider a distributed storage system having only these  $d$  nodes along with the failed node as its  $n$  nodes. Such a system has  $d = n - 1$  and is identical to the system described in Section V-B. Hence exact regeneration of systematic nodes meeting the cut-set bound is guaranteed. ■

### E. Analysis of the MISER Code

*Uniqueness:* Let us assume that the  $k$  global kernels respectively passed by a non-systematic node for the regeneration of the  $k$  systematic nodes are linearly independent. Under this assumption, it can be shown that the structure of the MISER code (namely that the  $i^{\text{th}}$  component of the generator matrix of any non-systematic node is a superposition of a diagonal matrix and a matrix with only its  $i^{\text{th}}$  column being non-zero) is essentially unique up to linear transformations that either leave invariant the subspace of global kernels stored within a node, or else that correspond to a re-labeling of the message symbols. For lack of space and time, we do not present the proof here.

*Field size required:* The constraint on the field size comes due to construction of the  $\alpha \times (n - k)$  matrix  $\Psi$  having all submatrices full rank. For our constructions, since  $\Psi$  is chosen to be a Cauchy matrix, any field of size  $n + d - 2k + 1 (< 2n)$  or higher suffices.

*Complexity of reconstruction:* The complexity analysis is provided for the case  $n = 2k, d = n - 1$ , other cases

follow on the similar lines. A data collector connecting to the  $k$  systematic nodes can recover all the data without any additional processing. A data collector connecting to some  $k$  arbitrary nodes has to multiply the inverse of a  $k \times k$  Cauchy matrix with  $k$  vectors.

*Complexity of exact regeneration of systematic nodes:* Any node participating in the exact regeneration of systematic node  $i$ , simply passes its  $i^{\text{th}}$  symbol, without any processing. The new node replacing the failed node has to multiply the inverse of an  $(\alpha \times \alpha)$  Cauchy matrix with an  $\alpha$  length vector and then perform  $k - 1$  subtractions for interference cancellation.

## VI. NON-EXISTENCE FOR $d < 2k - 3$

In this section, we show that for  $d < 2k - 3$ , there exist no linear codes achieving the cut-set bound on the repair bandwidth with  $\beta = 1^2$ . In fact, we show that even for the case when exact regeneration of only the systematic nodes is desired, the cut-set bound cannot be achieved. This proves that, indeed there is a penalty in repair bandwidth if we insist on *exact* regeneration of the failed nodes, as opposed to *functional* regeneration, in this parameter regime. Note that since  $d = \alpha + k - 1$ , this parameter set corresponds to

$$\alpha < k - 2. \quad (48)$$

We first derive necessary properties for any linear exact regenerating code. Specifically, we prove that interference alignment is, in fact, *necessary* for exact regeneration of systematic nodes. This establishes the basic structure of linear exact regenerating codes.

### A. Necessary Properties

*Theorem 4:* In the non-systematic node generator matrices, component along the symbols stored in any systematic node must be of full rank, i.e., for any  $m \in \{k + 1, \dots, n\}$ ,  $G_l^{(m)}$  must be non-singular  $\forall l \in \{1, \dots, k\}$ .

*Proof:* Consider the case of a data collector connecting to all systematic nodes other than node  $l$ , and non-systematic node  $m$ . The data collector recovers  $(k - 1)\alpha$  source symbols from the  $k - 1$  systematic nodes, and can subtract the effect of these symbols from the remaining  $\alpha$  symbols obtained from the non-systematic nodes. Now, the data collector is left with the symbols  $z_l G_l^{(m)}$ , using which it needs to recover the remaining  $\alpha$  source symbols  $z_l$  (the other  $k - 1$  systematic nodes cannot provide any information about  $z_l$ ). This is possible only if  $G_l^{(m)}$  is non-singular. ■

For the rest of the necessary properties, dealing with only a subset of the possibilities of regeneration suffices. Consider the case when the new node replacing a failed systematic node connects to the  $k - 1$  existing systematic nodes  $n_1, \dots, n_{k-1}$ , and  $\alpha$  non-systematic nodes  $m_1, \dots, m_\alpha$ .

*Theorem 5:* In the vectors passed by the  $\alpha$  non-systematic nodes, participating in the regeneration of systematic node  $l$ , the components along the symbols stored in the systematic node  $l$  must be linearly independent, i.e.,

<sup>2</sup>The remaining set of parameters, namely  $2k - 3 \leq d < 2k - 1$ , are considered in the Section VIII.

$$\begin{bmatrix} v_l^{(m_1,l)} & v_l^{(m_2,l)} & \dots & v_l^{(m_\alpha,l)} \end{bmatrix}$$

must be of full rank.

*Proof:* Consider exact regeneration of systematic node  $l$ .

Let

$$\begin{aligned} \mathbf{V} &= \begin{bmatrix} \mathbf{v}^{(n_1,l)} & \dots & \mathbf{v}^{(n_{k-1},l)} & \mathbf{v}^{(m_1,l)} & \dots & \mathbf{v}^{(m_\alpha,l)} \end{bmatrix} \\ &= \begin{bmatrix} V_1 \\ \vdots \\ V_k \end{bmatrix} \end{aligned} \quad (49)$$

where for  $i = 1, \dots, k$ ,

$$V_i = \begin{bmatrix} v_i^{(n_1,l)} & \dots & v_i^{(n_{k-1},l)} & v_i^{(m_1,l)} & \dots & v_i^{(m_\alpha,l)} \end{bmatrix}$$

is an  $\alpha \times d$  matrix representing the component of  $\mathbf{V}$  along  $z_i$ .

For exact regeneration of systematic node  $l$ , we need an  $d \times \alpha$  matrix  $Y$  such that

$$\mathbf{V}Y = \mathbf{G}^{(l)}. \quad (50)$$

Since  $G_l^{(l)} = I_\alpha$ , we need

$$\text{rank}(V_l Y) = \alpha. \quad (51)$$

For the  $k - 1$  systematic nodes  $\{n_1, \dots, n_{k-1}\}$ ,

$$v_l^{(n_i,l)} = 0 \quad i = 1, \dots, k - 1 \quad (52)$$

Thus the first  $k - 1$  columns of  $V_l$  are all zeros. Hence, the remaining  $\alpha$  columns of  $V_l$ ,

$$\begin{bmatrix} v_l^{(m_1,l)} & v_l^{(m_2,l)} & \dots & v_l^{(m_\alpha,l)} \end{bmatrix}$$

must be linearly independent to satisfy the rank condition in equation (51). ■

*Corollary 6:* The last  $\alpha$  rows of  $Y$  should be linearly independent.

*Proof:* From equation (52), the first  $k - 1$  columns of  $V_l$  are zeros. Hence to make  $V_l Y$  full rank, we need the last  $d - (k - 1) = \alpha$  rows of  $Y$  to be linearly independent. ■

*Theorem 7:* (Necessity of Interference Alignment) For exact regeneration of a systematic node  $l$ , and for any  $\hat{l} \in \{1, \dots, k\}$ ,  $\hat{l} \neq l$ , the vectors

$$\{v_{\hat{l}}^{(m_1,l)}, \dots, v_{\hat{l}}^{(m_\alpha,l)}\}$$

must be aligned.

*Proof:* Consider the exact regeneration of systematic node  $l$ . Using the same notation as in Theorem 5, since

$$G_{\hat{l}}^{(l)} = 0_\alpha \quad (53)$$

we need

$$V_{\hat{l}} Y = 0_\alpha. \quad (54)$$

Also, since

$$v_{\hat{l}}^{(n_i)} = 0 \quad \forall n_i \neq \hat{l}, \quad (55)$$

$k - 2$  columns out of the first  $k - 1$  columns of  $V_{\hat{l}}$  will be zero. Hence, the number of non-zero columns in  $V_{\hat{l}}$  is at most  $d - (k - 2) = \alpha + 1$ .

Remove the  $k - 2$  zero columns in  $V_{\hat{l}}$  and denote the

resultant submatrix by  $\tilde{V}_i$ ,

$$\tilde{V}_i = \begin{bmatrix} \underline{v}_i^{(i,l)} & \underline{v}_i^{(m_1,l)} & \cdots & \underline{v}_i^{(m_\alpha,l)} \end{bmatrix} \quad (56)$$

Remove the corresponding  $k-2$  rows in  $Y$  and denote the resultant  $\alpha+1 \times \alpha$  submatrix by  $\tilde{Y}$ . Thus, we need

$$\tilde{V}_i \tilde{Y} = 0_\alpha \quad (57)$$

From Corollary 6

$$\text{rank}(\tilde{Y}) = \alpha \quad (58)$$

which forces

$$\text{rank}(\tilde{V}_i) \leq 1 \quad (59)$$

and this proves that result.  $\blacksquare$

*Remark 2:* In the case of  $\beta > 1$ , the interfering components in the  $\beta$ -dimensional subspaces passed by the  $\alpha$  non-systematic nodes need to be aligned along a  $\beta$ -dimensional subspace.

### B. Structure of the Code

The necessary properties derived will now be put to use in establishing the structure of any linear exact regenerating code satisfying the desired properties for the set of parameters under consideration.

*Definition 2 (Equivalent Codes):* Two codes  $\mathcal{C}$  and  $\mathcal{C}'$  are equivalent if

$$\mathbf{G}'^{(m)} = W \mathbf{G}^{(m)} U^{(m)} \quad (60)$$

$$\underline{v}'^{(i,j)} = W \underline{v}^{(i,j)} \quad (61)$$

for  $m = k+1, \dots, n$ ,  $i = 1, \dots, n$ ,  $j = 1, \dots, k$ ,  $j \neq i$ , for some  $B \times B$  invertible matrix  $W$ , and  $\alpha \times \alpha$  invertible matrices  $U^{(m)}$ .

In other words, the code  $\mathcal{C}'$  can be represented in terms of  $\mathcal{C}$  by (i) changing the basis of the vector space generated by the source symbols, and (ii) changing the basis of the column spaces of the generator matrices of nodes. In this paper, we will not distinguish between two equivalent codes, and consider them as the same code.

Using this concept of equivalent codes, we first present two Lemmas which establish the structure of the non-systematic node generator matrices of a code (assuming that it exists) which achieves the cut-set bound in the parameter regime of interest. We consider only a subset of possible regeneration scenarios, where any failed systematic node connects to the existing systematic nodes along with the non-systematic nodes  $k+1, \dots, k+\alpha$ . We will focus only on these  $d+1$  nodes consisting of the  $k$  systematic nodes and the first  $\alpha$  non-systematic nodes, and hence it suffices to consider  $n = d+1 = k+\alpha$ .

Since the matrices  $G_i^{(m)}$  are non-singular (by Theorem 4), they can be represented as

$$G_i^{(m)} = H_i^{(m)} \Lambda_i^{(m)}, \quad m = k+1, \dots, n, \quad i = 1, \dots, k \quad (62)$$

where  $\Lambda_i^{(m)} = \text{diag}\{\lambda_{i,1}^{(m)}, \dots, \lambda_{i,\alpha}^{(m)}\}$  is a non-singular  $\alpha \times \alpha$  diagonal matrix and

$$H_i^{(m)} = \begin{bmatrix} \underline{h}_{i,1}^{(m)} & \underline{h}_{i,2}^{(m)} & \cdots & \underline{h}_{i,\alpha}^{(m)} \end{bmatrix} \quad (63)$$

is a non-singular  $\alpha \times \alpha$  matrix, and  $\underline{h}_{i,j}^{(m)}$  is an  $\alpha$ -length column vector.

*Lemma 8:* If there exists an exact regenerating code for  $d < 2k-1$ , then there exists an equivalent code with the property

$$\underline{h}_{i,j}^{(m)} = \underline{h}_{i,j}, \quad \text{for } i = 1, \dots, k, \quad j = 1, \dots, \alpha, \quad j \neq i \quad (64)$$

for all non-systematic nodes  $m \in \{k+1, \dots, n\}$ .

*Proof:* Suppose there exists an exact regenerating code for some  $d < 2k-1$  (which corresponds to  $\alpha < k$ ). To prove the lemma, we take the following approach. Using properties which are necessary for exact regeneration of systematic nodes, we obtain the vectors that the non-systematic nodes pass for regeneration of the systematic nodes. Since these vectors lie in the column spaces of the respective non-systematic node generator matrices, these vectors define the structure of the generator matrices of the non-systematic nodes.

By induction we prove that the generator matrix of any non-systematic node  $m \in \{k+1, \dots, n\}$  can be written as:

$$\mathbf{G}^{(m)} = \begin{bmatrix} \lambda_{1,1}^{(m)} \underline{h}_{1,1}^{(m)} & \cdots & \lambda_{1,p-1}^{(m)} \underline{h}_{1,p-1}^{(m)} & \lambda_{1,p}^{(m)} \underline{h}_{1,p}^{(m)} & \cdots & \lambda_{1,\alpha}^{(m)} \underline{h}_{1,\alpha}^{(m)} \\ \vdots & \ddots & \vdots & \vdots & \ddots & \vdots \\ \lambda_{p-1,1}^{(m)} \underline{h}_{p-1,1}^{(m)} & \cdots & \lambda_{p-1,p-1}^{(m)} \underline{h}_{p-1,p-1}^{(m)} & \lambda_{p-1,p}^{(m)} \underline{h}_{p-1,p}^{(m)} & \cdots & \lambda_{p-1,\alpha}^{(m)} \underline{h}_{p-1,\alpha}^{(m)} \\ \lambda_{p,1}^{(m)} \underline{h}_{p,1}^{(m)} & \cdots & \lambda_{p,p-1}^{(m)} \underline{h}_{p,p-1}^{(m)} & \lambda_{p,p}^{(m)} \underline{h}_{p,p}^{(m)} & \cdots & \lambda_{p,\alpha}^{(m)} \underline{h}_{p,\alpha}^{(m)} \\ \vdots & \ddots & \vdots & \vdots & \ddots & \vdots \\ \lambda_{\alpha,1}^{(m)} \underline{h}_{\alpha,1}^{(m)} & \cdots & \lambda_{\alpha,p-1}^{(m)} \underline{h}_{\alpha,p-1}^{(m)} & \lambda_{\alpha,p}^{(m)} \underline{h}_{\alpha,p}^{(m)} & \cdots & \lambda_{\alpha,\alpha}^{(m)} \underline{h}_{\alpha,\alpha}^{(m)} \\ \lambda_{\alpha+1,1}^{(m)} \underline{h}_{\alpha+1,1}^{(m)} & \cdots & \lambda_{\alpha+1,p-1}^{(m)} \underline{h}_{\alpha+1,p-1}^{(m)} & \lambda_{\alpha+1,p}^{(m)} \underline{h}_{\alpha+1,p}^{(m)} & \cdots & \lambda_{\alpha+1,\alpha}^{(m)} \underline{h}_{\alpha+1,\alpha}^{(m)} \\ \vdots & \ddots & \vdots & \vdots & \ddots & \vdots \\ \lambda_{k,1}^{(m)} \underline{h}_{k,1}^{(m)} & \cdots & \lambda_{k,p-1}^{(m)} \underline{h}_{k,p-1}^{(m)} & \lambda_{k,p}^{(m)} \underline{h}_{k,p}^{(m)} & \cdots & \lambda_{k,\alpha}^{(m)} \underline{h}_{k,\alpha}^{(m)} \end{bmatrix} \quad (65)$$

Let the first column of  $\mathbf{G}^{(m)}$  represent the vector passed by non-systematic node  $m$  for the regeneration of the first systematic node. Since the interference along the symbols stored in remaining  $k-1$  systematic nodes need to be aligned (by Theorem 7),

$$\underline{h}_{j,1}^{(m)} = \underline{h}_{j,1}, \quad j = 2, \dots, k \quad (66)$$

Hence, the first column has to be of the form given by (65).

For every non-systematic node, suppose the vectors passed by it for the regeneration of the systematic nodes  $1, \dots, p-1$ , where  $1 < p \leq \alpha$ , are linearly independent. These  $p-1$  vectors can be set as the first  $p-1$  columns of the generator matrix of that non-systematic node. Thus, by the interference alignment argument (in Theorem 7), the first  $p-1$  columns of  $\mathbf{G}^{(m)}$  have the form as given above in equation (65).

Consider the regeneration of systematic node  $p$ . Classify the non-systematic nodes into two types based on the vectors they pass for regeneration of node  $p$  as follows:

Type A:  $M_A =$  Set of all non-systematic nodes which pass a vector linearly *dependent* on the first  $p-1$  columns of their generator matrices.

Type B:  $M_B =$  Set of all non-systematic nodes which pass a vector linearly *independent* of the first  $p-1$  columns of their generator matrices.

Now consider,  $\underline{v}_{\alpha+1}^{(m,p)}$  for  $m = k+1, \dots, n$ , i.e., the component along  $\underline{z}_{\alpha+1}$ . For all  $m \in M_A$ ,  $\underline{v}_{\alpha+1}^{(m,p)}$  is a linear combination of  $\{\underline{h}_{\alpha+1,1}, \dots, \underline{h}_{\alpha+1,p-1}\}$ . Whereas for all  $m \in M_B$ ,  $\underline{v}_{\alpha+1}^{(m,p)}$  is linearly independent of this set of vectors. This is because, for  $m \in M_B$ ,  $\underline{v}_{\alpha+1}^{(m,p)}$ , along with  $\underline{v}_{\alpha+1}^{(m,1)}, \dots, \underline{v}_{\alpha+1}^{(m,p-1)}$  are columns of  $H_{\alpha+1}^{(m)}$ , and  $H_{\alpha+1}^{(m)}$  has to be non-singular (by Theorem 4).

Thus,  $\underline{v}_{\alpha+1}^{(m_A,p)}$  and  $\underline{v}_{\alpha+1}^{(m_B,p)}$ , for some  $m_A \in M_A$  and  $m_B \in M_B$ , are linearly independent, which violates the interference alignment condition given by Theorem 7. Hence, both types of non-systematic nodes cannot be present simultaneously.

Suppose all the non-systematic nodes are of type A. Then all the vectors passed by non-systematic nodes for the regeneration of node  $p$  are linearly dependent on the first  $p-1$  columns of their generator matrices. Hence, for all  $m = k+1, \dots, n$ ,  $\underline{v}_p^{(m,p)}$  is a linear combination of  $\{\underline{h}_{p,1}, \dots, \underline{h}_{p,p-1}\}$ . Hence out of  $\{\underline{v}_p^{(k+1,p)}, \dots, \underline{v}_p^{(n,p)}\}$ , at most  $p-1$  can be linearly independent. Since  $p \leq \alpha$ , this violates the necessary condition given by Theorem 5.

Hence all the non-systematic nodes are of type B and the  $p^{\text{th}}$  column of the generator matrices of non-systematic nodes is also as shown in equation (65). Inducting on the value of  $p$  establishes that given an exact regenerating code for  $d > 2k-1$ , the non-systematic node generator matrices can be re-written in the form given by equation (65). ■

Henceforth in this section, we consider all non-systematic node generator matrices to be of the form by equation (65). Also note that when the generator matrices are of this form, for  $l = 1, \dots, \alpha$ ,

$$\underline{x}^{(m,l)} = \underline{e}_l \quad (67)$$

and hence  $\underline{v}^{(m,l)}$  is the  $l^{\text{th}}$  column of the generator matrix.

The structure of the non-systematic node generator matrices establishes following two additional properties.

*Corollary 9:* For  $l = \alpha+1, \dots, k$ , and any non-systematic nodes  $m$  and  $m'$ ,

$$H_l^{(m)} = H_l^{(m')} \quad (68)$$

*Proof:* Directly follows from the structure of the generator matrices of non-systematic nodes in (65). ■

*Corollary 10:* For any non-systematic node  $m$ , and  $d > 2k-1$ , any  $\alpha$  vectors out of  $\underline{v}^{(m,1)}, \dots, \underline{v}^{(m,k)}$  are linearly independent.

*Proof:* In Lemma 8, the choice of the first  $\alpha$  systematic nodes is arbitrary. Hence, the given set of  $\alpha$  systematic nodes can be considered as the first  $\alpha$  nodes, and the generator matrices for non-systematic nodes can be re-written to obtain an equivalent code. By Lemma 8, the vectors passed by any non-systematic node for the regeneration of these  $\alpha$  systematic nodes will be the  $\alpha$  columns of its generator matrix, and hence will be independent (by Theorem 4). ■

*Remark 3:* On similar lines it can be shown that for the case  $n \geq 2k$  and  $d = n-1$ , the vectors passed by a non-systematic node for the regeneration of any  $k-1$  systematic nodes should be linearly independent. Moreover, at least one non-systematic node should pass linearly independent vectors for the regeneration of the  $k$  systematic nodes.

Now, we prove a property of the linear combination vectors  $\underline{x}^{(m,l)}$  used by the non-systematic nodes.

*Lemma 11:* For  $d < 2k-1$ , for any non-systematic node  $m$ , and any systematic node  $l \in \{\alpha+1, \dots, k\}$ ,

$$x_i^{(m,l)} \neq 0 \quad i = 1, \dots, \alpha \quad (69)$$

*Proof:* Suppose not. For some non-systematic node  $m$ , some  $l \in \{\alpha+1, \dots, k\}$  and some  $i \in \{1, \dots, \alpha\}$  let

$$x_i^{(m,l)} = 0$$

Hence,

$$\underline{v}^{(m,l)} = \sum_{j=1, j \neq i}^{\alpha} x_j^{(m,l)} \underline{v}^{(m,j)} \quad (70)$$

Hence  $\{\underline{v}^{(m,j)}\}_{j=1, j \neq i}^{\alpha}$  and  $\underline{v}^{(m,l)}$  are linearly dependent which contradicts Corollary 10. ■

### C. The Non-Existence Proof

*Theorem 12:* Linear exact regenerating codes for the MSR point with  $\beta = 1$ , achieving the cut-set bound on repair bandwidth do not exist for  $d < 2k-3$ .

*Proof:* Suppose there exists such a code. For this parameter regime, since  $d = k-1 + \alpha$ , we get  $k > \alpha+2$ . Also, since  $\alpha > 1$ , we have  $n > k+1$ . Hence there are at least  $\alpha+3$  systematic nodes and at least two non-systematic nodes.

Consider regeneration of systematic node  $(\alpha+2)$ . By the interference alignment property of Theorem 7, components along symbols stored in systematic nodes  $(\alpha+1)$  and  $(\alpha+3)$  are to be aligned, i.e.,

$$G_{\alpha+1}^{(k+1)} \underline{x}^{(k+1, \alpha+2)} = \kappa_1 G_{\alpha+1}^{(k+2)} \underline{x}^{(k+2, \alpha+2)} \quad (71)$$

$$G_{\alpha+3}^{(k+1)} \underline{x}^{(k+1, \alpha+2)} = \kappa_2 G_{\alpha+3}^{(k+2)} \underline{x}^{(k+2, \alpha+2)} \quad (72)$$

where  $\kappa_1$  and  $\kappa_2$  are some constants in  $\mathbb{F}_q$ . The vector passed by a non-systematic node cannot have a zero component along any systematic node, else it will violate Theorem 4. Thus

$$\kappa_1 \neq 0, \quad \kappa_2 \neq 0 \quad (73)$$

From Corollary 9,

$$H_{\alpha+1} \Lambda_{\alpha+1}^{(k+1)} \underline{x}^{(k+1, \alpha+2)} = \kappa_1 H_{\alpha+1} \Lambda_{\alpha+1}^{(k+2)} \underline{x}^{(k+2, \alpha+2)} \quad (74)$$

$$H_{\alpha+3} \Lambda_{\alpha+3}^{(k+1)} \underline{x}^{(k+1, \alpha+2)} = \kappa_2 H_{\alpha+3} \Lambda_{\alpha+3}^{(k+2)} \underline{x}^{(k+2, \alpha+2)}. \quad (75)$$

Since  $H_{\alpha+1}$ ,  $H_{\alpha+3}$ ,  $\Lambda_{\alpha+1}^{(k+1)}$  and  $\Lambda_{\alpha+3}^{(k+1)}$  are non-singular (Theorem 4),

$$\Lambda_{\alpha+1}^{(k+1)} \underline{x}^{(k+1, \alpha+2)} = \kappa_1 \Lambda_{\alpha+1}^{(k+2)} \underline{x}^{(k+2, \alpha+2)} \quad (76)$$

$$\Lambda_{\alpha+3}^{(k+1)} \underline{x}^{(k+1, \alpha+2)} = \kappa_2 \Lambda_{\alpha+3}^{(k+2)} \underline{x}^{(k+2, \alpha+2)} \quad (77)$$

$$\begin{aligned} \implies \kappa_1 (\Lambda_{\alpha+1}^{(k+1)})^{-1} \Lambda_{\alpha+1}^{(k+2)} \underline{x}^{(k+2, \alpha+2)} = \\ \kappa_2 (\Lambda_{\alpha+3}^{(k+1)})^{-1} \Lambda_{\alpha+3}^{(k+2)} \underline{x}^{(k+2, \alpha+2)}. \end{aligned} \quad (78)$$

From Lemma 11,

$$x_i^{(k+2, \alpha+2)} \neq 0 \quad \forall i = 1, \dots, \alpha \quad (79)$$

which gives

$$\kappa_1 (\Lambda_{\alpha+1}^{(k+1)})^{-1} \Lambda_{\alpha+1}^{(k+2)} = \kappa_2 (\Lambda_{\alpha+3}^{(k+1)})^{-1} \Lambda_{\alpha+3}^{(k+2)}. \quad (80)$$

Now, consider the exact regeneration of systematic node  $\alpha + 3$ . Analogous to equation (76), we get

$$\Lambda_{\alpha+1}^{(k+1)} \underline{x}^{(k+1, \alpha+3)} = \tilde{\kappa}_1 \Lambda_{\alpha+1}^{(k+2)} \underline{x}^{(k+2, \alpha+3)} \quad (81)$$

where  $\tilde{\kappa}_1$  is some non-zero constant in  $\mathbb{F}_q$ .

The component along the symbols stored in node  $\alpha + 3$  in  $\underline{v}^{(k+1, \alpha+3)}$ ,

$$\underline{v}_{\alpha+3}^{(k+1, \alpha+3)} = G_{\alpha+3}^{(k+1)} \underline{x}^{(k+1, \alpha+3)} \quad (82)$$

$$= H_{\alpha+3} \Lambda_{\alpha+3}^{(k+1)} \underline{x}^{(k+1, \alpha+3)} \quad (83)$$

$$= \tilde{\kappa}_1 H_{\alpha+3} \Lambda_{\alpha+3}^{(k+1)} (\Lambda_{\alpha+1}^{(k+1)})^{-1} \Lambda_{\alpha+1}^{(k+2)} \underline{x}^{(k+2, \alpha+3)} \quad (84)$$

where equation (84) is obtained by substituting for  $\underline{x}^{(k+1, \alpha+3)}$  from (81). Similarly,

$$\begin{aligned} \underline{v}_{\alpha+3}^{(k+2, \alpha+3)} &= H_{\alpha+3} \Lambda_{\alpha+3}^{(k+2)} \underline{x}^{(k+2, \alpha+3)} \\ &= \kappa_1 \kappa_2^{-1} H_{\alpha+3} \Lambda_{\alpha+3}^{(k+1)} (\Lambda_{\alpha+1}^{(k+1)})^{-1} \Lambda_{\alpha+1}^{(k+2)} \underline{x}^{(k+2, \alpha+3)} \end{aligned} \quad (85)$$

where equation (85) is obtained by substituting for  $\Lambda_{\alpha+3}^{(k+2)}$  from (80). From equations (84) and (85),

$$\underline{v}_{\alpha+3}^{(k+2, \alpha+3)} = \kappa_1 \kappa_2^{-1} \tilde{\kappa}_1^{-1} \underline{v}_{\alpha+3}^{(k+1, \alpha+3)} \quad (86)$$

i.e.,  $\underline{v}_{\alpha+3}^{(k+1, \alpha+3)}$  and  $\underline{v}_{\alpha+3}^{(k+2, \alpha+3)}$  are linearly dependent. This violates Theorem 5, and hence exact regeneration of node  $\alpha + 3$  is not possible. Thus, in the process of adhering to the interference alignment requirements for exact regeneration of nodes  $\alpha + 2$  and  $\alpha + 3$ , the linear independence property essential for the exact regeneration of node  $\alpha + 3$  is lost. This gives the contradiction. ■

## VII. EXPLICIT CODES FOR $d = k + 1$

The previous section established that exact regenerating codes for the MSR point with  $\beta = 1$ , do not exist when the parameters are such that  $d < 2k - 3$ . In this section, we give an explicit code construction of an MDS *approximately exact* regenerating code for the parameter set  $d = k + 1$ . This code has the ability to regenerate any failed node with the repair bandwidth meeting the cut-set lower bound. There is a slight shift in viewpoint in terms of the description that we provide for this class of codes. These codes are easier described in terms of the message symbols stored in each node as opposed to global kernels, and hence we adopt the message symbol viewpoint here.

The set of parameters for this code, i.e.,  $d = k + 1$  and independent of  $n$ , makes the code capable of handling any number of failures provided that at least  $k + 1$  nodes remain functional, and continue to repair failed nodes optimally. Note that, by definition, if less than  $k$  nodes are functional then a part of the data will be permanently lost. If exactly  $k$  nodes are functional, then these nodes will have to pass all the information stored in them for regeneration, hence no reduction of the repair bandwidth is possible.

Such a code is suited for applications like storage in peer-to-peer systems, where storage capacity available from the

participating nodes is low, and where multiple node failures are frequent since nodes enter and exit the system at their own will. Such applications require that the system be capable of regenerating a failed node using only a small number of existing nodes. Also, since the number of nodes in the system changes dynamically, the code should work even if the number of nodes keeps varying with time.

These codes are also designed for the most general case of  $\beta = 1$ , and as discussed earlier, can be combined to obtain codes for any higher value of  $\beta$ .

With  $d = k + 1$ , the cut-set bound  $d = \alpha + k - 1$ , we have

$$B = 2k, \quad (87)$$

$$\alpha = 2. \quad (88)$$

Let the  $2k$  source symbols be the elements of the  $2k$ -dimensional column vector  $\underline{z}$ . Let

$$\underline{z} = \begin{bmatrix} \underline{z}_1 \\ \underline{z}_2 \end{bmatrix}, \quad (89)$$

where both  $\underline{z}_1$  and  $\underline{z}_2$  are  $k$  length column vectors.

### A. Code construction:

Node  $i$  ( $i = 1, \dots, n$ ) stores  $(\underline{z}_1^t \underline{p}_i, \underline{z}_2^t \underline{p}_i + \underline{z}_1^t \underline{u}_i)$  as its two symbols. We shall refer to the vectors  $\underline{p}_i$  and  $\underline{u}_i$  as the *main vector* and the *auxiliary vector* of a node respectively. The elements of the auxiliary vectors are known but can take any arbitrary values from  $\mathbb{F}_q$ . The main vectors are the ones which are actually used for reconstruction and regeneration.

Let the set of main vectors  $\underline{p}_i$  ( $i = 1, \dots, n$ ) form a  $k$ -dimensional MDS code over  $\mathbb{F}_q$ . The required field size is the minimum field size required to construct an  $[n, k]$  MDS code. If we use a Reed-Solomon code, the minimum field size required turns out to be just  $n$ .

For example, consider  $n = 5$ ,  $k = 3$  and  $d = 4$ . We have  $B = 6$  and the elements of three dimensional vectors  $\underline{z}_1$  and  $\underline{z}_2$  as the source symbols. Let the main vectors  $\underline{p}_i$  ( $i = 1, \dots, 5$ ) form a Reed-Solomon code, with  $\underline{p}_i = (1 \ \theta_i \ \theta_i^2)^t$ .  $\theta_i$  ( $i = 1, \dots, 5$ ) take distinct values from  $\mathbb{F}_q$  ( $q \geq 5$ ). We can initialize elements of  $\underline{u}_i$  ( $i = 1, \dots, 5$ ) to any arbitrary values from  $\mathbb{F}_q$ .

### B. Reconstruction:

A data collector will connect to any  $k$  nodes and download both the symbols stored in each of these nodes. The first symbols of the  $k$  nodes provide  $\underline{z}_1^t \underline{p}_i$  at  $k$  different values of  $i$ . To solve for  $\underline{z}_1$ , we have  $k$  linear equations in  $k$  unknowns. Since  $\underline{p}_i$ 's form a  $k$ -dimensional MDS code, these equations are linearly independent, and can be solved easily to decode the source symbols  $\underline{z}_1$ .

Now, as  $\underline{z}_1$  and  $\underline{u}_i$  are known,  $\underline{z}_1^t \underline{u}_i$  can be subtracted out from the second symbols of each of the  $k$  nodes. This leaves us with the values of  $\underline{z}_2^t \underline{p}_i$  at  $k$  different values of  $i$ . Using these, the source symbols  $\underline{z}_2$  can be decoded.

Thus all  $B$  data units can be recovered by a data collector which connects to any  $k$  nodes. We also see that reconstruction is possible irrespective of the values of the auxiliary vectors  $\underline{u}_i$ . The decoding procedure requires independent decoding of a

set of two  $[n, k]$  MDS codes (such as RS codes) in the presence of erasures, along with the subtraction operations required to remove the auxiliary component.

### C. Regeneration:

In our construction, when a node fails, the main vector of the regenerated node has the same value as that of the failed node, although the auxiliary vector is allowed to be different. This gives the code its *approximately exact* regenerating property. Suppose node  $j$  fails. The node replacing it would contain  $(z_1^t \underline{p}_j, z_2^t \underline{p}_j + z_1^t \underline{\tilde{u}}_j)$  where elements of  $\underline{\tilde{u}}_j$  can take arbitrary values from  $\mathbb{F}_q$  and are not constrained to be equal to those of  $\underline{u}_j$ . As the reconstruction property holds irrespective of the values of  $\underline{u}_j$ , the regenerated node along with the existing nodes has all the desired properties.

For regeneration of a failed node, say node  $\Lambda_{d+1}$ ,  $d$  existing nodes, say  $\Lambda_1, \dots, \Lambda_d$ , give one symbol each formed by a linear combination of the symbols stored in them.

Let  $a_i$  and  $b_i$  ( $i = 1, \dots, d$ ) be the coefficients of the linear combination for the symbol given out by node  $\Lambda_i$ . Let  $v_i = a_i(z_1^t \underline{p}_{\Lambda_i}) + b_i(z_2^t \underline{p}_{\Lambda_i} + z_1^t \underline{u}_{\Lambda_i})$  be this symbol. Let  $\delta_i$  and  $\rho_i$  ( $i = 1, \dots, d$ ) be the coefficients of the linear combination used to generate the two symbols of the regenerated node. Thus the regenerated node will be

$$\left( \sum_{i=1}^d \delta_i v_i, \sum_{i=1}^d \rho_i v_i \right). \quad (90)$$

Choose  $b_i = 1$  ( $i = 1, \dots, d$ ). Now choose  $\rho_i$  ( $i = 1, \dots, d$ ) such that

$$\sum_{i=1}^d \rho_i b_i \underline{p}_{\Lambda_i} = \underline{p}_{\Lambda_{d+1}} \quad (91)$$

and  $\delta_i$  ( $i = 1, \dots, d$ ) such that

$$\sum_{i=1}^d \delta_i b_i \underline{p}_{\Lambda_i} = \underline{0}. \quad (92)$$

Equations (91) and (92) are sets of  $k$  linear equations in  $d = k + 1$  unknowns each. Since  $\underline{p}_{\Lambda_i}$ 's form a  $k$ -dimensional MDS code these can be solved easily in  $\mathbb{F}_q$ . This also ensures that we can find a solution to equation (92) with all  $\delta_i$ 's non-zero.

Now, choose  $a_i$  ( $i = 1, \dots, d$ ) such that

$$\sum_{i=1}^d \delta_i (a_i \underline{p}_{\Lambda_i} + b_i \underline{u}_{\Lambda_i}) = \underline{p}_{\Lambda_{d+1}}, \quad (93)$$

i.e.,

$$\sum_{i=1}^d \delta_i a_i \underline{p}_{\Lambda_i} = \underline{p}_{\Lambda_{d+1}} - \sum_{i=1}^d \delta_i b_i \underline{u}_{\Lambda_i}. \quad (94)$$

Equation (94) is a set of  $k$  linear equations in  $d = k + 1$  unknowns which can be easily solved in  $\mathbb{F}_q$ . Since none of the  $\delta_i$  ( $i = 1, \dots, d$ ) are zero, the particular choice of  $\underline{p}_{\Lambda_i}$ 's used guarantees a solution for  $a_i$  ( $i = 1, \dots, d$ ). Hence, regeneration of any node using any  $d$  other nodes is achieved.

## VIII. EXISTENCE AND CONSTRUCTION FOR $d \geq 2k - 3$

In this section, we show that the exact regeneration of systematic nodes meeting the storage-repair bandwidth tradeoff at the MSR point, can be achieved for the parameter regime  $d \geq 2k - 3$ , under the assumption that on failure of a systematic node all the  $k - 1$  existing systematic nodes participate in its regeneration. Note that this condition is automatically satisfied when  $d = n - 1$ .

Rewriting the lower bound on the repair bandwidth, i.e., equation (4), we get  $d = \alpha + k - 1$ . Hence, the new node replacing a failed systematic node, connects to  $\alpha$  non-systematic nodes along with  $k - 1$  existing systematic nodes.

### A. Approach

We have seen that the properties mandated by reconstruction and regeneration dictate a lot of structure into the non-systematic node generator matrices. We will first choose a subset of the entries in the non-systematic node generator matrices, and certain linear combination vectors, which comply with this structure. The remaining entries in the node generator matrices and the linear combination vectors will be kept as variables, and the reconstruction and regeneration conditions will be cast as product of rational polynomials in these variables. We show that there exists an assignment to the variables such that these polynomials are all well defined and non-zero. In [14], a similar problem arises in proving the existence of capacity achieving multicast network codes, though with respect to polynomials. But the argument can be easily extended to rational polynomials.

If  $\frac{f_1(\underline{x})}{g_1(\underline{x})}, \dots, \frac{f_p(\underline{x})}{g_p(\underline{x})}$  are rational polynomials, define

$$f_{p+1}(\underline{x}) = \gcd(g_1(\underline{x}), \dots, g_p(\underline{x})). \quad (95)$$

There exists a solution to  $\underline{x}$  such that the product of the rational polynomials is well defined and non-zero if and only if there exists a solution to  $\underline{x}$  such that the product of the polynomials  $f_1(\underline{x}), \dots, f_{p+1}(\underline{x})$  is non-zero. Hence, the algorithm given by Koetter and Medard in [14] can be used to find the values of the variables, provided the field size is large enough.

### B. Existence and Construction

*Lemma 13:* A necessary and sufficient condition for exact regeneration of systematic node  $l$  by connecting to the existing  $k - 1$  systematic nodes  $n_1, \dots, n_{k-1}$  and  $\alpha$  non-systematic nodes  $m_1, \dots, m_\alpha$ , is that the set of vectors passed by these non-systematic nodes,

$$\{\underline{v}^{(m_1, l)}, \dots, \underline{v}^{(m_\alpha, l)}\} \quad (96)$$

satisfy Theorems 5 and 7.

*Proof: Necessity:* Shown in Theorems 5 and 7. *Sufficiency:* Suppose Theorem 7 is satisfied. Then, in the vectors passed by the  $\alpha$  non-systematic nodes, the components along other systematic nodes are all aligned along one vector, i.e., for any existing systematic node  $\tilde{l}$

$$\underline{v}_{\tilde{l}}^{(m_i, l)} = \kappa_i^{(m_i, l)} \underline{w}_{\tilde{l}}^{(l)} \quad i = 1, \dots, \alpha \quad (97)$$

where  $\underline{w}_i^{(l)}$  is a vector independent of  $m_i$ , and  $\kappa$ 's are some constants in  $\mathbb{F}_q$ . Let the vector passed by the systematic node  $\hat{l}$  be such that

$$\underline{v}_i^{(\hat{l},l)} = \underline{w}_i^{(l)}. \quad (98)$$

Thus,  $\underline{v}^{(\hat{l},l)}$  can be used to cancel interfering components along systematic node  $\hat{l}$  in  $\{\underline{v}^{(m_1,l)}, \dots, \underline{v}^{(m_\alpha,l)}\}$ . Consider the vectors after removing out all the interfering components,

$$\tilde{\underline{v}}^{(m_i,l)} = \underline{v}^{(m_i,l)} - \sum_{\hat{l}=1, \hat{l} \neq l}^k \kappa_{\hat{l}}^{(m_i,l)} \underline{v}^{(\hat{l},l)}. \quad (99)$$

The set of vectors  $\{\tilde{\underline{v}}^{(m_1,l)}, \dots, \tilde{\underline{v}}^{(m_\alpha,l)}\}$  have no interfering components. Since the vectors  $\underline{v}^{(i,l)}$ ,  $i = 1, \dots, k$ ,  $i \neq l$  have zero components along  $\underline{z}_l$ , we have

$$\tilde{\underline{v}}_l^{(m_i,l)} = \underline{v}_l^{(m_i,l)} \quad (100)$$

Now, since Theorem 5 is satisfied, the vectors

$$\{\tilde{\underline{v}}_l^{(m_1,l)}, \dots, \tilde{\underline{v}}_l^{(m_\alpha,l)}\}$$

are linearly independent. Hence all the symbols stored in node  $l$  can be recovered. ■

To satisfy the conditions as outlined above, we choose the structure of the generator matrices of the non-systematic nodes of the form given by equation (65), i.e.,

$$G_i^{(m)} = H_i^{(m)} \Lambda_i^{(m)} \quad (101)$$

for  $m = k + 1, \dots, n$ ,  $i = 1, \dots, k$ , where  $\Lambda_i^{(m)} = \text{diag}\{\lambda_{i,1}^{(m)}, \dots, \lambda_{i,\alpha}^{(m)}\}$  is a non-singular  $\alpha \times \alpha$  diagonal matrix,

$$H_i^{(m)} = \begin{bmatrix} \underline{h}_{i,1}^{(m)} & \underline{h}_{i,2}^{(m)} & \dots & \underline{h}_{i,\alpha}^{(m)} \end{bmatrix} \quad (102)$$

is a non-singular  $\alpha \times \alpha$  matrix, and  $\underline{h}_{i,j}^{(m)}$  is an  $\alpha$ -length column vector.

We design the code to be such that for regeneration of systematic node  $l$  (for  $1 \leq l \leq \alpha$ ), each non-systematic node passes the  $l^{\text{th}}$  column of its generator matrix, i.e., we choose

$$\underline{x}^{(m,l)} = \underline{e}_l \quad l = 1, \dots, \alpha. \quad (103)$$

Now, to satisfy Theorem 7,

$$\begin{aligned} \underline{h}_{i,j}^{(m)} &= \underline{h}_{i,j}, & m &= k + 1, \dots, n \\ & & i &= 1, \dots, k, \\ & & j &= 1, \dots, \alpha, \quad j \neq i \end{aligned} \quad (104)$$

For  $m = k + 1, \dots, n$  we set

$$\lambda_{i,i}^{(m)} = 1, \quad i = 1, \dots, \alpha. \quad (105)$$

Next we provide a constructive proof for the existence of exact regenerating codes at the MSR point, performing optimal exact regeneration of the systematic nodes for the parameter regime  $d = 2k - 3$ , and then invoke Theorem 2 to extend it to the case  $d \geq 2k - 3$ .

*Theorem 14:* Exact regeneration of systematic nodes meeting the cut-set lower bound is possible with linear codes for the parameter set  $d = 2k - 3$  when a failed systematic node connects to the  $k - 1$  existing systematic nodes and any  $\alpha$

non-systematic nodes.

*Proof:* See Appendix B. ■

Now, applying Theorem 2, this result is true for all  $d \geq 2k - 3$ .

## REFERENCES

- [1] A. G. Dimakis, P. B. Godfrey, M. J. Wainwright, and K. Ramchandran, "Network Coding for distributed storage systems," *Proc. IEEE INFOCOM*, Anchorage, May 2007.
- [2] Y. Wu, A. G. Dimakis, and K. Ramchandran, "Deterministic Regenerating codes for Distributed Storage," in *Proc. Allerton Conf.*, Urbana-Champaign, Sep. 2007.
- [3] A. Duminuco and E. Biersack, "A Practical Study of Regenerating Codes for Peer-to-Peer Backup Systems," in *Proc. 29th IEEE International Conference on Distributed Computing Systems*, Montreal, June 2009.
- [4] N. B. Shah, K. V. Rashmi, P. V. Kumar, and K. Ramchandran, "Explicit codes minimizing repair bandwidth for distributed storage," in *Proc. IEEE Information Theory Workshop*, Cairo, Jan. 2010.
- [5] Y. Wu, "Existence and Construction of Capacity-Achieving Network Codes for Distributed Storage," in *Proc. IEEE ISIT*, Seoul, July 2009.
- [6] Y. Wu and A. Dimakis, "Reducing Repair Traffic for Erasure Coding-Based Storage via Interference Alignment," in *Proc. IEEE ISIT*, Seoul, July 2009.
- [7] K. V. Rashmi, N. B. Shah, P. V. Kumar, and K. Ramchandran, "Explicit Construction of Optimal Exact Regenerating Codes for Distributed Storage," in *Proc. Allerton Conf.*, Urbana-Champaign, Sep. 2009.
- [8] D. Cullina, A. G. Dimakis and T. Ho, "Searching for Minimum Storage Regenerating Codes," in *Proc. Allerton Conf.*, Urbana-Champaign, Sep. 2009.
- [9] Y. Wu, "A Construction of Systematic MDS Codes with Minimum Repair Bandwidth," submitted to *IEEE Transactions on Information Theory*. Available online : arXiv:0910.2486v1 [cs.IT].
- [10] N. B. Shah, K. V. Rashmi, P. V. Kumar, and K. Ramchandran, "Interference Alignment as a Tool in Network Coding as Applied to Distributed Storage," in *National Conference on Communications*, Chennai, Jan. 2010.
- [11] C. Suh and K. Ramchandran, "Interference Alignment Based Exact Regeneration Codes for Distributed Storage," to appear in *Proc. IEEE ISIT*, Austin, June 2010.
- [12] S. Rhea, P. Eaton, D. Geels, H. Weatherspoon, B. Zhao, and J. Kubiatowicz, "Pond:the OceanStore prototype," in *Proc. USENIX File and Storage Technologies (FAST)*, 2003.
- [13] R. Bhagwan, K. Tati, Yu Chung Cheng, S. Savage, and G. M. Voelker, "Total recall: System support for automated availability management," in *NSDI*, 2004.
- [14] R. Koetter and M. Medard, "An algebraic approach to network coding," *IEEE/ACM Transactions on Networking*, vol. 11, no. 5, pp.782-795, Oct. 2003.
- [15] M. A. Maddah-Ali, S. A. Motahari, and A. K. Khandani, "Communication over MIMO X channels: Interference alignment, decomposition, and performance analysis," *IEEE Transactions on Information Theory*, vol. 54, pp. 3457-3470, Aug. 2008.
- [16] V. R. Cadambe and S. A. Jafar, "Interference alignment and the degree of freedom for the K user interference channel," *IEEE Transactions on Information Theory*, vol. 54, no. 8, pp. 3425-3441, Aug. 2008.
- [17] A. R. Lehman and E. Lehman, "Complexity classification of network information flow problems," in *Proc. Allerton Conf.*, Urbana-Champaign, Oct. 2003.
- [18] N. Ratnakar, D. Traskov, and R. Koetter, "Approaches to network coding for multiple unicasts," in *Proc. 2006 International Zurich Seminar on Communications*, Feb. 2006.
- [19] X. Yan, J. Yang, and Z. Zhang, "An Outer Bound for Multisource Multisink Network Coding With Minimum Cost Consideration," *IEEE Transactions on Information Theory*, vol.52, no. 8, pp.2373-2385, June 2006.
- [20] Dennis S. Bernstein, *Matrix mathematics: Theory, facts, and formulas with application to linear systems theory*, Princeton University Press, Princeton, NJ, p.119, 2005.
- [21] F.J. MacWilliams and N.J.A. Sloane, *The Theory of Error-Correcting Codes, Part I*, North-Holland Publishing Company, Amsterdam, New York, Oxford, 1977.

APPENDIX A  
PROOF OF THEOREM 1: RECONSTRUCTION

*Proof:* Let  $\omega_1, \dots, \omega_{k-p}$  ( $\omega_1 < \dots < \omega_{k-p}$ ) be the  $k-p$  systematic nodes to which the data collector connects, and  $\Omega_1, \dots, \Omega_p$  ( $\Omega_1 < \dots < \Omega_p$ ) be the  $p$  systematic nodes to which it does *not* connect. The sets  $\omega_1, \dots, \omega_{k-p}$  and  $\Omega_1, \dots, \Omega_p$  are disjoint. Let  $\delta_1, \dots, \delta_p$  be the  $p$  non-systematic nodes to which the data collector connects. The matrix  $R$  is given by

$$\begin{aligned} R &= \begin{bmatrix} \mathbf{G}'^{(\delta_1)} & \mathbf{G}'^{(\delta_2)} & \dots & \mathbf{G}'^{(\delta_p)} \\ G_{\Omega_1}^{(\delta_1)} & G_{\Omega_1}^{(\delta_2)} & \dots & G_{\Omega_1}^{(\delta_p)} \\ \vdots & \vdots & \ddots & \vdots \\ G_{\Omega_p}^{(\delta_1)} & G_{\Omega_p}^{(\delta_2)} & \dots & G_{\Omega_p}^{(\delta_p)} \end{bmatrix} \\ &= \end{bmatrix} \quad (106) \end{aligned}$$

Group the  $\Omega_1^{th}$  columns of  $\mathbf{G}'^{(\delta_m)}$  ( $m = 1, \dots, p$ ) as the first  $p$  columns of a new matrix  $R'$ , then  $\Omega_2^{th}$  columns as the next  $p$  columns, and so on. Hence, column number  $\Omega_i$  of  $\mathbf{G}'^{(\delta_m)}$  becomes the column number  $p \times (i-1) + m$  in  $R'$ . Next, group the  $\omega_1^{th}$  columns, then the  $\omega_2^{th}$  and so on. Column number  $\omega_i$  of  $\mathbf{G}'^{(\delta_m)}$  becomes the column number  $p^2 + p \times (i-1) + m$  in  $R'$ . Hence there are  $\alpha$  groups with  $p$  columns each in  $R'$ .

Let  $S$  be an  $\alpha \times p$  matrix with elements  $S_{i,j} = \psi_b^{(\delta_j)}$ ,  $i = 1, \dots, \alpha, j = 1, \dots, p$ . Let  $T_{a,b}$  be an  $\alpha \times p$  matrix with its  $a^{th}$  row as  $[\psi_b^{(\delta_1)}, \dots, \psi_b^{(\delta_p)}]$ , and rest of the elements zero. Thus, the  $a^{th}$  row of  $T_{a,b}$  is identical to the  $b^{th}$  row of  $S$ .

The rows of  $R'$  are grouped into  $p$  groups of  $\alpha$  rows each. Thus the matrix  $R'$  can be viewed as a block matrix, with each block of size  $\alpha \times p$ , and the dimension of  $R'$  being  $p \times \alpha$  blocks.

Let  $[R']_{(i,j)}$  represent the  $(i,j)^{th}$  block of  $R'$ . For  $i = 1, \dots, p, j = 1, \dots, p$  we get

$$[R']_{(i,j)} = \begin{cases} \epsilon S & \text{if } i = j \\ T_{\Omega_j, \Omega_i} & \text{if } i \neq j \end{cases} \quad (107)$$

For  $i = 1, \dots, p, j = p+1, \dots, \alpha$ ,

$$[R']_{(i,j)} = T_{\omega_{j-p}, \Omega_i} \quad (108)$$

Thus,

$$R' = \begin{bmatrix} \epsilon S & T_{\Omega_2, \Omega_1} & \dots & T_{\Omega_p, \Omega_1} & T_{\omega_1, \Omega_1} & \dots & T_{\omega_{\alpha-p}, \Omega_1} \\ T_{\Omega_1, \Omega_2} & \epsilon S & \dots & T_{\Omega_p, \Omega_2} & T_{\omega_1, \Omega_2} & \dots & T_{\omega_{\alpha-p}, \Omega_2} \\ \vdots & \vdots & \ddots & \vdots & \vdots & \ddots & \vdots \\ T_{\Omega_1, \Omega_p} & T_{\Omega_2, \Omega_p} & \dots & \epsilon S & T_{\omega_1, \Omega_p} & \dots & T_{\omega_{\alpha-p}, \Omega_p} \end{bmatrix} \quad (109)$$

Let  $\tilde{S}$  be the  $p \times p$  matrix formed by the rows  $\Omega_1, \dots, \Omega_p$  of  $S$ . As  $\tilde{S}$  is a submatrix of Cauchy matrix  $\Psi$ , it is invertible. Let  $E_{a,b}$  be an  $\alpha \times p$  matrix with the element at position  $(a,b)$  as 1 and all other elements 0. Multiply the rightmost  $\alpha-p$  groups of  $p$  columns by  $\tilde{S}^{-1}$ . The resultant matrix is of the

form

$$\begin{bmatrix} \epsilon S & T_{\Omega_2, \Omega_1} & \dots & T_{\Omega_p, \Omega_1} & E_{\omega_1, 1} & \dots & E_{\omega_{\alpha-p}, 1} \\ T_{\Omega_1, \Omega_2} & \epsilon S & \dots & T_{\Omega_p, \Omega_2} & E_{\omega_1, 2} & \dots & E_{\omega_{\alpha-p}, 2} \\ \vdots & \vdots & \ddots & \vdots & \vdots & \ddots & \vdots \\ T_{\Omega_1, \Omega_p} & T_{\Omega_2, \Omega_p} & \dots & \epsilon S & E_{\omega_1, p} & \dots & E_{\omega_{\alpha-p}, p} \end{bmatrix} \quad (110)$$

In the column groups  $p+1, \dots, \alpha$ , every column has exactly one non-zero element. Hence the data collector obtains the corresponding source symbols, and subtracts their components from the remaining symbols.

Let  $\tilde{T}_{a,b}$  be an  $p \times p$  matrix with its  $a^{th}$  row as  $[\psi_b^{(\delta_1)}, \dots, \psi_b^{(\delta_p)}]$ , and rest of the elements zero. The data collector is left with the source symbols encoded using the following matrix

$$\begin{bmatrix} \epsilon \tilde{S} & \tilde{T}_{2, \Omega_1} & \dots & \tilde{T}_{p, \Omega_1} \\ \tilde{T}_{1, \Omega_2} & \epsilon \tilde{S} & \dots & \tilde{T}_{p, \Omega_2} \\ \vdots & \vdots & \ddots & \vdots \\ \tilde{T}_{1, \Omega_p} & \tilde{T}_{2, \Omega_p} & \dots & \epsilon \tilde{S} \end{bmatrix} \quad (111)$$

This is equivalent to reconstruction in a distributed storage system with  $k = p$  with a data collector connecting to  $p$  non-systematic nodes. Hence, general decoding algorithms for data collection from only non-systematic nodes can be applied effectively in such cases where data collection is done partially from systematic and partially from non-systematic nodes. The decoding procedure for such encoding matrices is as follows.

Now the data collector multiplies each of the remaining  $p$  groups of  $\alpha$  symbols by  $\tilde{S}^{-1}$  to get the following  $p^2 \times p^2$  matrix

$$\begin{bmatrix} \epsilon I_p & \tilde{E}_{2,1} & \tilde{E}_{3,1} & \dots & \tilde{E}_{p,1} \\ \tilde{E}_{1,2} & \epsilon I_p & \tilde{E}_{3,2} & \dots & \tilde{E}_{p,2} \\ \vdots & \vdots & \vdots & \ddots & \vdots \\ \tilde{E}_{1,p} & \tilde{E}_{2,p} & \tilde{E}_{3,p} & \dots & \epsilon I_p \end{bmatrix} \quad (112)$$

where  $I_p$  is a  $p \times p$  identity matrix and  $\tilde{E}_{a,b}$  is an  $p \times p$  matrix with the element in the position  $(a,b)$  as 1 and all other elements 0.

Now, the decoder only has to perform multiplications by  $2 \times 2$  matrices to decode the symbols. For the sake of clarity, we first perform simple matrix manipulations. For  $i = 1, \dots, p$ , the  $i^{th}$  column of the  $i^{th}$  column group respectively contains exactly one non-zero element (which is in the  $i^{th}$  row of the  $i^{th}$  row group), and hence the corresponding symbol can be recovered by the data collector. The contribution of these symbols is subtracted from the other symbols. The remaining matrix is rearranged by placing the  $i^{th}$  column(row) of the  $j^{th}$  group adjacent to the  $j^{th}$  column(row) of the  $i^{th}$  group to form:

$$\begin{bmatrix} \epsilon & 1 & 0 & 0 & \dots & 0 & 0 \\ 1 & \epsilon & 0 & 0 & \dots & 0 & 0 \\ 0 & 0 & \epsilon & 1 & \dots & 0 & 0 \\ 0 & 0 & 1 & \epsilon & \dots & 0 & 0 \\ \vdots & \vdots & \vdots & \vdots & \ddots & \vdots & \vdots \\ 0 & 0 & 0 & 0 & \dots & \epsilon & 1 \\ 0 & 0 & 0 & 0 & \dots & 1 & \epsilon \end{bmatrix} \quad (113)$$

This is a block diagonal matrix, and since  $\epsilon^2 \neq 1$ , is non-singular. The remaining source symbols can be recovered by decoding pairs of columns together. ■

In the example of  $k = \alpha = 3$  considered in section V-A when the data collector connects to the first systematic node, and the first two non-systematic nodes, we have  $p = 2$ ,  $\omega_1 = 1$ ,  $\Omega_1 = 2$ ,  $\Omega_2 = 3$ ,  $\delta_1 = 4$ ,  $\delta_2 = 5$  and  $\epsilon = 2$ . Here,

$$\begin{aligned} R &= \begin{bmatrix} G_2^{(4)} & G_2^{(5)} \\ G_3^{(4)} & G_3^{(5)} \end{bmatrix}, \\ S &= \begin{bmatrix} \psi_1^{(4)} & \psi_1^{(5)} \\ \psi_2^{(4)} & \psi_2^{(5)} \\ \psi_3^{(4)} & \psi_3^{(5)} \end{bmatrix}, \\ \tilde{S} &= \begin{bmatrix} \psi_2^{(4)} & \psi_2^{(5)} \\ \psi_3^{(4)} & \psi_3^{(5)} \end{bmatrix}, \\ T_{\Omega_1, \Omega_2} &= \begin{bmatrix} 0 & 0 \\ \psi_3^{(4)} & \psi_3^{(5)} \\ 0 & 0 \end{bmatrix}, \\ \tilde{T}_{1, \Omega_2} &= \begin{bmatrix} \psi_3^{(4)} & \psi_3^{(5)} \\ 0 & 0 \end{bmatrix}, \\ E_{1,2} &= \begin{bmatrix} 0 & 1 \\ 0 & 0 \\ 0 & 0 \end{bmatrix} \\ \tilde{E}_{1,2} &= \begin{bmatrix} 0 & 1 \\ 0 & 0 \end{bmatrix}. \end{aligned}$$

## APPENDIX B

### PROOF OF THEOREM 14: EXISTENCE AND CONSTRUCTION FOR $d = 2k - 3$

*Proof:* In the scheme provided here, for the regeneration of a systematic node, a non-systematic node passes the same vector irrespective of the other  $\alpha - 1$  non-systematic nodes which participate in the regeneration. Consider the exact regeneration of the systematic node  $\alpha + 1$ . By Theorem 7, in the vectors passed by the  $\alpha$  non-systematic nodes i.e.,

$$\{\underline{\mathbf{v}}^{(m_1, \alpha+1)}, \dots, \underline{\mathbf{v}}^{(m_\alpha, \alpha+1)}\} \quad (114)$$

the component along the systematic nodes  $l$ ,  $\forall l \in \{1, \dots, \alpha\}$ , need to be aligned in one direction. To satisfy this we choose, for  $m = k + 2, \dots, n$ ,

$$G_l^{(m)} \underline{\mathbf{x}}^{(m, \alpha+1)} = \kappa_l^{(m, \alpha+1)} G_l^{(k+1)} \underline{\mathbf{x}}^{(k+1, \alpha+1)} \quad (115)$$

Similarly, alignment for the exact regeneration of the systematic node  $\alpha + 2$  leads to another set of  $n - k - 1$  equations:  $m = k + 2, \dots, n$ ,

$$G_l^{(m)} \underline{\mathbf{x}}^{(m, \alpha+2)} = \kappa_l^{(m, \alpha+2)} G_l^{(k+1)} \underline{\mathbf{x}}^{(k+1, \alpha+2)} \quad (116)$$

for some constants  $\kappa$ 's  $\in \mathbb{F}_q$ .

For all  $m \in \{k + 2, \dots, n\}$ , multiply equation (115) by  $(x_l^{(m, \alpha+1)})^{-1}$  and (116) by  $(x_l^{(m, \alpha+2)})^{-1}$  and subtract the two.  $\underline{h}_{l,l}^{(m)}$  gets eliminated and a homogeneous equation in terms of  $\underline{h}_{l,1}, \dots, \underline{h}_{l,l-1}, \underline{h}_{l,l+1}, \dots, \underline{h}_{l,\alpha}$  remains. One way to

satisfy this equation is to equate all the scalar coefficients to zero.

Making the coefficients of  $\underline{h}_{l,1}, \dots, \underline{h}_{l,l-1}, \underline{h}_{l,l+1}, \dots, \underline{h}_{l,\alpha}$  zero gives, for  $l = 1, \dots, \alpha$ ,  $m = k + 2, \dots, n$  and  $i = 1, \dots, \alpha, i \neq l$ ,

$$\begin{aligned} \lambda_{l,i}^{(m)} &= \lambda_{l,i}^{(k+1)} \cdot \left[ \kappa_l^{(m, \alpha+1)} (x_l^{(m, \alpha+1)})^{-1} x_i^{(k+1, \alpha+1)} - \right. \\ &\quad \left. \kappa_l^{(m, \alpha+2)} (x_l^{(m, \alpha+2)})^{-1} x_i^{(k+1, \alpha+2)} \right] \cdot \\ &\quad \left[ (x_l^{(m, \alpha+1)})^{-1} x_i^{(m, \alpha+1)} - (x_l^{(m, \alpha+2)})^{-1} x_i^{(m, \alpha+2)} \right]^{-1} \end{aligned} \quad (117)$$

Making the coefficient of  $\underline{h}_{l,l}^{(k+1)}$  zero gives, for  $m = k + 2, \dots, n$  and  $l = 1, \dots, \alpha$

$$\begin{aligned} \kappa_l^{(m, \alpha+2)} &= \\ &\quad \kappa_l^{(m, \alpha+1)} x_l^{(k+1, \alpha+1)} (x_l^{(m, \alpha+1)})^{-1} (x_l^{(k+1, \alpha+2)})^{-1} x_l^{(m, \alpha+2)} \end{aligned} \quad (118)$$

Equations (117) and (118) ensure that second set of equations (i.e. 116) are satisfied whenever the first set (i.e. 115) is satisfied. Note that any polynomial containing a either  $\lambda_{l,i}^{(m)}$  ( $i \neq l$ ) or  $\kappa_l^{(m, \alpha+2)}$  term will be a rational polynomial. For such polynomials, we need to obtain an assignment for variables which simultaneously ensure that none of the inverted terms are zero, and the polynomial is also not zero.

Now, only the set of equations in (115) have to be satisfied, for which, we make the following assignments, for  $m = k + 2, \dots, n$  and  $l = 1, \dots, \alpha$

$$\begin{aligned} \underline{h}_{l,l}^{(m)} &= \underline{h}_{l,l}^{(k+1)} \left( (x_l^{(m, \alpha+1)})^{-1} \kappa_l^{(m, \alpha+1)} x_l^{(k+1, \alpha+1)} \right) + \\ &\quad \sum_{i=1, i \neq l}^{\alpha} \underline{h}_{l,i} \left[ (x_l^{(m, \alpha+1)})^{-1} \left( \kappa_l^{(m, \alpha+1)} \lambda_{l,i}^{(k+1)} x_i^{(k+1, \alpha+1)} - \right. \right. \\ &\quad \left. \left. \lambda_{l,i}^{(m)} x_i^{(m, \alpha+1)} \right) \right] \end{aligned} \quad (119)$$

Alignment of components along systematic nodes  $\{1, \dots, \alpha\}$  is taken care of. In the vectors passed for the regeneration of the systematic node  $\alpha + 2$ , the component along systematic node  $\alpha + 1$  needs to be aligned and vice versa. Hence the alignment of systematic nodes  $\alpha + 1$  and  $\alpha + 2$  result only in one set of  $n - k - 1$  equations each. Consider the exact regeneration of systematic node  $\alpha + 2$ . By Theorem 7, the component along the systematic node  $\alpha + 1$  in the vector passed by non-systematic nodes need to be aligned in one direction. To satisfy this we choose, for  $m = k + 2, \dots, n$

$$H_{\alpha+1}^{(m)} \Lambda_{\alpha+1}^{(m)} \underline{\mathbf{x}}^{(m, \alpha+2)} = \kappa_{\alpha+1}^{(m, \alpha+2)} H_{\alpha+1}^{(k+1)} \Lambda_{\alpha+1}^{(k+1)} \underline{\mathbf{x}}^{(k+1, \alpha+2)} \quad (120)$$

From equation (104) we have

$$H_{\alpha+1}^{(m)} = H_{\alpha+1}^{(k+1)} = H_{\alpha+1} \text{ (say)} \quad (121)$$

Thus, equating the scalar coefficients to zero in equation (120),

we get for  $i = 1, \dots, \alpha$ ,

$$\lambda_{\alpha+1,i}^{(m)} = \lambda_{\alpha+1,i}^{(k+1)} (x_i^{(m,\alpha+2)})^{-1} \kappa_{\alpha+1}^{(m,\alpha+2)} x_i^{(k+1,\alpha+2)} \quad (122)$$

Similarly, for the exact regeneration of node  $\alpha + 1$ , we need to align components along node  $\alpha + 2$  which leads to

$$\lambda_{\alpha+2,i}^{(m)} = \lambda_{\alpha+2,i}^{(k+1)} (x_i^{(m,\alpha+1)})^{-1} \kappa_{\alpha+2}^{(m,\alpha+1)} x_i^{(k+1,\alpha+1)} \quad (123)$$

*Regeneration:* Exact regeneration of each one of the systematic nodes  $l \in \{1, \dots, \alpha\}$  results in a condition

$$\det \left[ \underline{h}_{l,l}^{(m_1)} \quad \dots \quad \underline{h}_{l,l}^{(m_\alpha)} \right] \neq 0 \quad (124)$$

where  $m_1, \dots, m_\alpha$  are the  $\alpha$  non-systematic nodes participating in the regeneration. After substituting for  $\underline{h}_{l,l}^{(m_i)}$ ,  $i = 1, \dots, \alpha$  from equation (119), this condition evaluates to a rational polynomial, which can be shown to be not identically equal to zero by the following assignments: For  $i = 1, \dots, \alpha$ ,  $i \neq l$ ,  $m \in \{m_1, \dots, m_\alpha\}$ ,  $m \neq k + 1$

$$\begin{aligned} \kappa_l^{(m,\alpha+1)} &= 1, \quad \lambda_{l,i}^{(k+1)} = -1, \quad \underline{h}_{l,l}^{(k+1)} = e_l, \quad \underline{h}_{l,i} = e_i \\ x_l^{(m,\alpha+1)} &= x_l^{(m,\alpha+2)} = 1, \quad x_l^{(k+1,\alpha+1)} = x_l^{(k+1,\alpha+2)} = 1 \\ x_i^{(k+1,\alpha+1)} &= 0, \quad x_i^{(k+1,\alpha+2)} = 1, \quad x_i^{(m,\alpha+1)} = 1, \\ x_i^{(m,\alpha+2)} &= (m - k)^{-j} + 1 \end{aligned} \quad (125)$$

where  $j = i$  if  $i < l$ ,  $j = i - 1$  if  $i > l$ . These assignments make the matrix under consideration in equation (124) a Vandermonde matrix which is full rank, and ensures that equations (117), (122) and (123) remain valid, provided the field size is large enough.

Exact regeneration of systematic nodes  $\alpha + 1$  and  $\alpha + 2$  also result in conditions of rational polynomials being not equal to zero. Consider exact regeneration of systematic node  $(\alpha + 1)$ . We choose  $H_{\alpha+1}$  to be a full rank matrix. Now, Theorem 5 implies that the coefficients resulting from the linear combinations need to be linearly independent, i.e  $\Lambda_{\alpha+1}^{(m)} \underline{x}^{(m,\alpha+1)}$  should be linearly independent for any  $\alpha$  out of the  $n - k$  non-systematic nodes. Express the determinant of each such matrix as a polynomial. To show that this polynomial is not identically zero, we choose, for  $i = 1, \dots, \alpha$ ,  $m = k + 2, \dots, n$

$$\begin{aligned} \Lambda_{\alpha+1}^{(k+1)} &= I, \quad \kappa_{\alpha+2}^{(m,\alpha+1)} = 1, \quad \kappa_{\alpha+1}^{(m,\alpha+2)} = 1, \\ x_i^{(m,\alpha+2)} &= 1, \quad x_i^{(m,\alpha+1)} = (m - k)^i, \\ x_i^{(k+1,\alpha+2)} &= 1, \quad x_i^{(k+1,\alpha+1)} = 1. \end{aligned} \quad (126)$$

Note that these assignments also ensure that equations (117), (122) and (123) remain valid. A similar argument can be used to obtain a condition for regeneration of node  $\alpha + 2$ . Since the hypothesis of Lemma 13 is satisfied for all systematic nodes, the systematic nodes can be regenerated with the repair bandwidth meeting the cut-set bound.

*Reconstruction:* For reconstruction, the node matrices corresponding to any  $k$  nodes, when juxtaposed one next to the other, should form a  $B \times B$  full rank matrix. If all the  $k$  nodes are systematic, then reconstruction is trivially satisfied. Suppose  $p$  out of the  $k$  nodes are non-systematic nodes and  $k - p$  systematic,  $1 \leq p \leq k$ . Let  $m_1, \dots, m_p$ , ( $m_1 < \dots < m_p$ ) be the non-systematic nodes to which it connects.

Let  $l_1, \dots, l_p$ , ( $l_1 < \dots < l_p$ ) be the  $p$  systematic nodes to which it does *not* connect. Due to the structure of node matrices of the systematic nodes, we will be left with the condition of the  $l\alpha \times l\alpha$  matrix formed by the column sets  $l_1, \dots, l_p$  of the node matrices of the  $p$  non-systematic nodes being non-singular. Thus the polynomial corresponding to this choice of  $k$  nodes is

$$\det \begin{pmatrix} G_{l_1}^{(m_1)} & \dots & G_{l_1}^{(m_p)} \\ \vdots & \ddots & \vdots \\ G_{l_p}^{(m_1)} & \dots & G_{l_p}^{(m_p)} \end{pmatrix} \quad (127)$$

To show that this polynomial is not identically zero, make the following assignments to the variables: For  $i, j = 1, \dots, p$ ,  $m_1 \neq k + 1$ , set

$$\kappa_{l_j}^{(m_i,\alpha+1)} = \begin{cases} 1 & \text{if } i = j \\ 0 & \text{if } i \neq j \end{cases} \quad (128)$$

For  $i = 1, \dots, \alpha$ ,  $m = k + 2, \dots, n$ ,  $l = 1, \dots, k$ , set

$$\begin{aligned} H_l^{(k+1)} &= I, \quad \Lambda_l^{(k+1)} = I, \\ x_i^{(m,\alpha+1)} &= x_i^{(k+1,\alpha+1)} = \eta_i, \\ x_i^{(m,\alpha+2)} &= x_i^{(k+1,\alpha+2)} = 1. \end{aligned} \quad (129)$$

where  $\eta_i \neq \eta_j$  for  $i \neq j$ . With these values, from (117), (119), (122) and (123), we get that the matrix in equation (127) is full rank for a large enough field size, and also the equations (117), (122) and (123) remain valid. Thus, determinant corresponding to every choice of  $k$  nodes is a non-zero polynomial. This implies that, the product of all such polynomials is also non-zero.

Thus, provided that the field size is large enough, one can find solutions for these variables such that both reconstruction and exact regeneration of systematic nodes are satisfied in the parameter regime  $d = 2k - 3$ . ■