

Variable elimination for building interpreters

Julien Cohen* Jean-Louis Giavitto† Olivier Michel‡

Abstract

In this paper, we build an interpreter by reusing host language functions instead of recoding mechanisms of function application that are already available in the host language (the language which is used to build the interpreter). In order to transform user-defined functions into host language functions we use combinatory logic : λ -abstractions are transformed into a composition of combinators. We provide a mechanically checked proof that this step is correct for the call-by-value strategy with imperative features.

1 Introduction

When one writes an interpreter for a programming language with functions, he has to implement a mechanism for reducing function applications. Moreover, he may need to implement several reduction mechanisms when there are different kinds of functions in the language.

Most of the time, the language that is used to build the interpreter, which we call the *host language*, already supports functions and their application. Then is it really necessary to encode in the interpreter such mechanisms which are already available in the host language? Can't we reuse host language function application instead of recoding it? Higher order abstract syntax [PE88] allows us to do it. In [WW03], an example of such an evaluator is given, but, as we will see, using it into an interpreter is generally not direct.

In order not to address a too specific problem, we put the following constraints to the answer we will give:

- The technical solution should accept mainstream languages as host language.
- The interpreted language should possibly have higher-order functions, non-strict features and imperative features.

*LINA (UMR 6241 : CNRS Université de Nantes École des Mines de Nantes)

†IBISC (FRE 3190 : CNRS, Université d'Évry Val d'Essonne, Genopole)

‡LACL (Université Paris-Est Créteil)

- It should be easy to include in the interpreted language library functions, that is functions which are defined in host language libraries or in interfaced language libraries.
- The performances of the interpreter should be comparable to other widely used interpreters.

In this paper we propose an evaluation scheme which reuses function application mechanisms of the host language instead of recoding them. That scheme is described in section 2 for a functional language with a call-by-value strategy. An interpreter is built with the OCaml host language. We will see that the tricky task is to transform user-defined functions into host language functions. In order to do this we use a decomposition of user-defined functions into combinators. In section 3 we discuss the introduction of imperative features into the base language considered previously. In section 4 we show that the performances of the scheme are at least acceptable. In section 5 we state that the decomposition of user-defined functions into combinators is correct for the call-by-value strategy and imperative features. A mechanically checked proof is provided. In section 6, we give clues to implement the scheme with various host languages, and we give examples in Java. Finally, we discuss related work in section 7 and we recall the advantages and drawbacks of our approach.

2 Interpretation with Host Language Reduction

In this section, we present our scheme of interpretation by building an interpreter for a small language. The host language is OCaml [OCa]. As discussed in section 6, one can choose another host language.

We consider as the language to be interpreted a λ -calculus with constants, external functions and a conditional *if-then-else* construct. This language is described by the following data type `expr`.

```
type expr =
  | E_Const of value
  | E_Var of ident
  | E_Abs of ident * expr
  | E_App of expr * expr
  | E_If of expr * expr * expr
```

Constants are handled with the `E_Const` construct. This constructor is used to represent integer constants, boolean constants and external functions. We use the type `value` defined below to represent constants.

```
type value =
  | V_Int of int
  | V_Bool of bool
  | V_Fun of (value->value)
  ...
```

External functions are represented by `value->value` host language functions. They are embedded in the type `value` with the `V_Fun` construct.

In order to compare our idea to the classical setting, we first build a classical interpreter using an environment in order to deal with λ -abstraction parameters (section 2.1). After that, we will present our interpretation scheme (section 2.2). The type `value` is a bit different in these two schemes. This is why we let some dots in its definition given above. We will then discuss the performances of our scheme (section 2.3).

2.1 A classical scheme

We build here a simple call-by-value interpreter with the classical use of environments. We hide the implementation of environments, a naive approach would be to use association lists.

```
type 'a environment
val env_assoc : ident -> 'a environment -> 'a
val env_add   : ident -> 'a -> 'a environment
```

We have to add one more construct to the type of the values given sooner: user defined functions (*i.e.* λ -abstractions by opposition to external/pre-defined functions), which are represented by closures. Closures are λ -abstractions equipped with the environment in which they have been defined.

```
type value =
  | V_Int of int
  | V_Bool of bool
  | V_Fun of (value->value)
  | V_Closure of ident * expr * (value environment)
```

This abstract syntax does not contain variables, applications, or conditionals. However, such constructs may appear in the body of a closure. The types `value` and `expr` are mutually recursive (they should be declared together in OCaml).

The type `value` contains two kinds of functions : λ -abstractions represented by closures and external functions. Each kind of function will have a particular reduction mechanism. Let us have a look at these mechanisms in the evaluation function. That function takes as parameters an environment and the expression to evaluate.

```
let rec eval env = function
  | E_Const v -> v
  | E_Var i -> env_assoc i env
  | E_Abs (i,e) -> V_Closure (i,e,env)

  | E_App (e1,e2) ->
    ( match (eval env e1, eval env e2) with
      | V_Closure (x,e,env2), v2 -> eval (env_add x v2 env2) e
```

```

    | V_Fun f, v2 -> f v2      (* caml application here *)
    | _ -> raise TypeError      )

| E_If (e1,e2,e3) ->
  ( match (eval env e1) with
    | V_Bool true  -> eval env e2
    | V_Bool false -> eval env e3
    | _ -> raise TypeError      )

```

The reduction of external function applications uses a simple host-language application of the function to its parameter. The reduction of λ -abstraction applications builds a new environment and evaluates the body of the abstraction, achieving an usual β -reduction.

We can see that the applications of host language functions are more easily expressed than applications of λ -abstractions since their reduction is delegated to the host language.

2.2 Our interpretation scheme

We are now going to present our proposal to build a simpler interpreter. In order to do this, we are going to unify the different kinds of functions that are handled by transforming λ -abstractions into host-language functions. First, let us see why this unification yields a simpler evaluator.

2.2.1 The core evaluator

We would like to use the language `m_expr` (*minimal expressions*) to represent expressions:

```

type m_expr =
  | M_Const of value
  | M_App of m_expr * m_expr

```

This language contains host language functions in the `M_Const` construct, but it does not contain abstractions anymore. Furthermore, it does not contain variables since variables cannot be bound by abstractions anymore. We have also removed the conditional construct `E_If` from the language `m_expr`, assuming it can be transformed into function applications. This is discussed in section 2.2.3

Additionally, we do not need closures in the type `value` anymore (and `value` does not depend on the type `expr` anymore):

```

type value =
  | V_Int of int
  | V_Bool of bool
  | V_Fun of (value -> value)

```

At this point, as we expect, the `eval` function is extremely simple : there is only one kind of application which reduction is performed by the host language. Moreover, there is no need for dealing with environments.

```
let rec eval = function
| M_Const v -> v
| M_App (e1, e2) ->
  ( match (eval e1, eval e2) with
    | (V_Fun f , v) -> f v (* caml application *)
    | _ -> raise TypeError )
```

2.2.2 Our scheme of interpretation

Two steps are necessary to reach the type `m_expr` from `expr` :

1. transforming λ -abstractions into host language functions, which we call *variable elimination*, and
2. transforming conditionals into functions, which we call *non-strictness elimination*¹.

Our interpretation scheme is pictured in the following diagram where \mathcal{P} stands for the non-strictness elimination, \mathcal{C} stands for the variable elimination and \mathcal{E} stands for the evaluation step.

$$\text{expr} \xrightarrow{\mathcal{P}} \text{p_expr} \xrightarrow{\mathcal{C}} \text{m_expr} \xrightarrow{\mathcal{E}} \text{value}$$

We use a different type for the result of each step in order to show that each step is independent from the others.

We now explain the first two steps, \mathcal{P} and \mathcal{C} , in sections 2.2.3 and 2.2.4.

2.2.3 Non-strictness elimination

The *if-then-else* conditional construct is a typical example of non-strict function, that is a function that does not always evaluate its arguments (the three branches of the conditional are seen as its arguments). Pattern matching of ML, *switch/case* construct of C, macros of LISP, and lazy logical operators are other examples of non-strict functions. Even the sequence of imperative languages can be seen as a non-strict function.

We want to transform non-strict functions into standard call-by-value functions. The classical way to suspend the evaluation of the argument of a function in a call-by-value setting is to encapsulate it into an abstraction whose body will be evaluated when necessary [HD97]. This is the solution we choose here. The terms after non-strictness elimination are in the `p_expr` type (*purely functional expressions*) :

¹Non-strictness elimination could also be performed in the classical setting in order to simplify the `eval` function, but it is more natural in our scheme where we tend to transform most constructs into functions.

```

type p_expr =
  | P_Const of value
  | P_Var of ident
  | P_Abs of ident * p_expr
  | P_App of p_expr * p_expr

```

The non-strictness elimination, \mathcal{P} in the diagram, is given by the `purify` function which transforms only the *if-then-else* construct.

```

let rec purify = function
  | E_Const c -> P_Const c
  | E_Var x -> P_Var x
  | E_Abs (x,e) -> P_Abs (x, purify e)
  | E_App (e1, e2) -> P_App (purify e1, purify e2)
  | E_If (e1, e2, e3) ->
    let e'1 = purify e1
      and e'2 = P_Abs(dummy_var, purify e2)
      and e'3 = P_Abs(dummy_var, purify e3)
    in P_App(P_App(P_App (P_Const (V_Fun fun_IF),e'1),e'2),e'3)

```

The behavior of the conditional is realized at evaluation time by the function `fun_IF` given below. That function checks its first argument (a value) and triggers the evaluation of the relevant *then* or *else* branch by applying it to a dummy parameter. That application is reduced by the host language. The expressions `e'2` and `e'3` above being abstractions, they will be transformed into host language functions (or function expressions, that is expressions evaluating into functions) by the variable elimination step. This explains why the function `comb_IF` expects `e2` and `e3` to be functions.

```

let fun_IF =
  fun e1 -> V_Fun (
    fun (V_Fun e2) -> V_Fun (
      fun (V_Fun e3) ->
        match e1 with
        | V_Bool true -> e2 dummy_val (* caml application *)
        | V_Bool false -> e3 dummy_val (* caml application *)
        | _ -> raise TypeError
    ))

```

2.2.4 Variable elimination

The goal of this step is to transform terms with variables and λ -abstractions (type `p_expr`) into terms of the `m_expr` type, that is, without variables and abstractions.

In multi-level programming languages, that step is done directly by creating at run-time new expressions of the host language that can be used immediately².

²For instance, the Scheme expression `(eval (list 'lambda (list (string->symbol "x")) (list '+ (string->symbol "x") 1)))` allows to create the Scheme function `(lambda (x) (+ x 1))`.

But few languages provide this kind of features and we will do without it.

Combinatory logic [CF58, CH06] provides many algorithms to translate λ -terms into compositions of pre-defined functions called combinators. We will naturally find candidates for our variable elimination step among these algorithms. However, one should remember that most of these algorithms are designed for the call-by-name evaluation strategy whereas we are interested in call-by-value.

We illustrate our scheme by using a translation into compositions of combinators S, K and I. The classical algorithm applies the rewriting rules (a), (b) and (f) of figure 1 in the following order : (f) wherever possible, then (a) then (b). It is noted (fab).

$$\begin{array}{ll}
 \lambda x.U \rightarrow (\mathbf{K} U) & (a) \\
 \lambda x.x \rightarrow \mathbf{I} & (b) \\
 \lambda x.(M N) \rightarrow ((\mathbf{S} \lambda x.M) \lambda x.N) & (f) \\
 \lambda x.c \rightarrow (\mathbf{K} c) & (a_v)
 \end{array}$$

$$\begin{array}{l}
 \mathbf{I} = \lambda x.x \\
 \mathbf{K} = \lambda x.\lambda y.x \\
 \mathbf{S} = \lambda x.\lambda y.\lambda z.((x z) (y z))
 \end{array}$$

Figure 1: Basic variable elimination rules and combinators

In these rules, M and N stand for any term while U stands for a term where x does not appear (more precisely, x does not appear in a free position). Since (a) is applied after (f), U may not contain applications. Therefore, in the (fab) algorithm one can replace the (a) rule by the rule (a_v) of figure 1 where c is a constant, an external function or a variable different from x .

In fact, the rule (a) taken alone is not correct in the call-by-value setting whereas (a_v) is. For this reason we use the rules (f), (a_v) and (b), in any order (they are disjoint).

That transformation is realized by the function `elim` given below.

```

let rec elim = function
  P_Const c    -> P_Const c
| P_Var  x     -> P_Var x

| P_App (e1, e2) -> P_App (elim e1, elim e2)

| P_Abs(s, P_Var s' ) ->
  if s = s'
  then cI

```

```

        else (P_App (cK, P_Var s'))
| P_Abs(_, P_Const c) -> P_App (cK, P_Const c )
| P_Abs(s,P_App(e1,e2)) ->
    P_App(P_App(cS, elim (P_Abs(s,e1))), elim (P_Abs(s,e2)))
| P_Abs(s, (P_Abs(_,_) as t))-> elim (P_Abs(s,elim t))

```

As the `elim` function has to apply to its result, its return type has to be `p_term` as the type of its argument. For this reason, we use the following `check_no_var` function to transform `p_expr` terms into `m_expr` terms after `ski` has been applied :

```

let rec check_no_var = function
| P_Const c -> M_Const c
| P_App (e1, e2) -> M_App (check_no_var e1, check_no_var e2)
| P_Var _ -> raise UnexpectedError
| P_Abs _ -> raise UnexpectedError

let trans e = check_no_var (elim e)

```

If the term passed to `elim` does not contain any free variables then the transformed term does not contain any variable nor abstraction and the `check_no_var` function cannot fail.

The combinators `S`, `K`, and `I` used in `elim` are defined as follows :

```

let cI = P_Const (V_Fun (fun x -> x))

and cK = P_Const (V_Fun (fun c -> V_Fun (fun _ -> c)) )

and cS = P_Const (V_Fun (
  fun (V_Fun f) -> V_Fun (
    fun (V_Fun g) -> V_Fun (
      fun x -> match (f x) with (* 1 caml capplication *)
        V_Fun h -> h (g x)      )))) (* 2 caml applications *)
)

```

2.2.5 Handling of higher-order library functions

Let us focus on the handling of higher-order functions in our scheme. Let us suppose we want to provide access to an higher-order function defined in the host language. We take as an example the function `host_compose` defined as follows:

```

let host_compose f g x = f (g x)

```


In order to give access to this function in the interpreted language, we have to provide a wrapper to transform it into a `value->value` function and embed it into a `V_Fun` constructor. Here is such a wrapper:

```
let compose_embed =
  V_Fun (function (V_Fun f) ->
    V_Fun (function (V_Fun g) ->
      V_Fun (host_compose f g) ))
```

Since functions in the interpreted language are represented by host language functions, the wrapper is very simple: it just unwraps the two arguments received and pass them to `host_compose`.

In the classical approach described sooner, the wrapper would need to make the difference between external functions and λ -abstractions. The wrapper for `host_compose` could be as follows :

```
let app f v = match f with
| V_Fun h -> h v
| V_Closure (x,e,env) -> eval (env_add x v env) e
```

```
let compose_embed =
  V_ExtFun (function f ->
    V_ExtFun (function g ->
      V_ExtFun (host_compose (app f) (app g) )))
```

Here we have a dynamical dispatch to host language application (case `V_Fun`) or to interpreted application reduction (case `V_Closure`).

We have now detailed all the steps of our interpretation scheme. However, the `elim` variable elimination algorithm (fab/fa_vb) is not plainly satisfactory because, as is well known, it creates terms very inefficient to evaluate. We investigate other variable elimination rules in section 2.3.

2.3 Towards better performances

The use of the combinators `S`, `K` and `I` leads to an explosion of the size of the terms, and thus to an explosion of the evaluation time. We propose here additional rewriting rules to improve the size (and the evaluation speed) of the terms produced. All the rules we present fit exactly in our scheme, that is they can be added to the variable elimination algorithm without need to modify the other steps. This way we keep the simplicity of the whole scheme and the simplicity of the evaluation function.

2.3.1 Using the B, C and N combinators

The combinators `B` and `C` are classically used with the rules (d) and (e) of figure 2 where U does not contain x free but M may. These two rule are not correct in call-by-value when U contains applications because it leads to evaluation of

$$\begin{array}{ll}
\lambda x.(U M) \rightarrow ((\mathbf{B} U) \lambda x.M) & (d) \\
\lambda x.(M U) \rightarrow ((\mathbf{C} \lambda x.M) U) & (e) \\
\\
\lambda x.(c M) \rightarrow ((\mathbf{B} c) \lambda x.M) & (d_v) \\
\lambda x.(M c) \rightarrow ((\mathbf{C} \lambda x.M) c) & (e_v) \\
\lambda x.(c_1 c_2) \rightarrow ((\mathbf{N} c_1) c_2) & (n_v)
\end{array}$$

$$\begin{array}{l}
\mathbf{B} = \lambda a.\lambda g.\lambda x.(a (g x)) \\
\mathbf{C} = \lambda f.\lambda b.\lambda x.((f x) b) \\
\mathbf{N} = \lambda a.\lambda b.\lambda x.(a b)
\end{array}$$

Figure 2: Selective rules and combinators

applications that are initially protected in the body of a λ -abstraction. For this reason, we use the rules (d_v) and (e_v) instead of (d) and (e) . In addition, we propose to use the rule (n_v) together with (d_v) and (e_v) . That rule follows the same idea as (d_v) and (e_v) to avoid the distribution of a λ over branches of an application. We use the standard combinators \mathbf{B} and \mathbf{C} and a third combinator noted \mathbf{N} (Fig 2).

2.3.2 Safely reducing partial applications before evaluation time

The form $\lambda x.c$ is transformed into $(K c)$ by the rule (a) or (a_v) . Reducing the application of K to c before evaluation time does not change the semantics of the term since we do not reduce an application that was in the initial term but one which has been artificially added. At the risk of spending time reducing an application that might be never reduced at evaluation time, we can reduce once an application that may be reduced many times at evaluation time, leading to a speedup.

This kind of pre-evaluation can be considered whenever a combinator is introduced. In fact, given a combinator of the form $\lambda x_1.\lambda x_2.\dots.\lambda x_n.E$, we can safely reduce its applications to $n - 1$ arguments as long as these arguments are values or can be safely pre-evaluated into values.

All the combinators we have presented have this form. Moreover, the rules that introduce them apply them to “ $n - 1$ ” arguments.

We present two ways to apply this idea : “by hand” by providing rules introducing pre-reduced forms or automatically by launching a kind of eval when we know it is safe.

Hand-made reduction at transform time. Let us consider again the example of $\lambda x.c$ transformed into $(K\ c)$ by the rule (a_v) . The following line in the function `elim` given above does this transformation (except when c is a variable):

```
| P_Abs(_, P_Const c) -> P_App (cK, P_Const c)
```

We can compute by hand the result of evaluation of the expression `P_App (cK, P_Const c)`. It is `V_Fun (fun _ -> c)` (see the definition of `cK` on page 8). So we can produce directly the convenient host language function with :

```
| P_Abs(_, P_Const c) -> P_Const (V_Fun (fun _ -> c))
```

This is formalized with the rule (\tilde{a}_v) where c is a constant or an external function (not a variable because the created function cannot be explored by further transformation steps) and K_c is defined by $\lambda x.c$:

$$\lambda x.c \rightarrow K_c \quad (\tilde{a}_v)$$

It can seem strange that $\lambda x.c$ is transformed into $\lambda x.c$ (the x is not necessarily the same in the two terms) but the second term is implemented by a host language function whereas the first one is not.

Here, K_c is not a combinator but a family of combinators indexed by c . We can generate each of them with the following function :

```
let make_K_c c = P_Const (V_Fun (fun _ -> c))
```

Each necessary combinator will be created at transform time, possibly twice.

We can apply this kind of by-hand pre-evaluation wherever the rules (a_v) , (d_v) , (e_v) and (n_v) apply. Here are the corresponding rules:

$$\begin{aligned} \lambda x.(c\ M) &\rightarrow (B_c\ \lambda x.M) && (\tilde{d}_v) \\ \lambda x.(M\ c) &\rightarrow (C_c\ \lambda x.M) && (\tilde{e}_v) \\ \lambda x.(c_1\ c_2) &\rightarrow N_{c_1 c_2} && (\tilde{n}_v) \end{aligned}$$

The rule (f) introducing the combinator `S` is not concerned since if one of the term is a constant, the rules (d/\tilde{d}_v) or (e/\tilde{e}_v) will be preferred.

About dynamic generation of combinators. One may wonder why we cannot generate at transform time the host-language function corresponding directly to an expression since we are able to generate ad-hoc combinators.

The reason is that we cannot make the link between the parameter of a function and the corresponding bound variable at an arbitrary depth in an expression. Indeed, to be able to handle expressions of arbitrary depth, we would need for instance a recursive operation and the host-language binding

could not be preserved during the recursive calls (except by achieving a kind of environment but that environment would need to be accessed at execution time, which we want to avoid in this work).

For this reason, we cannot generate at transform time a host-language function for each expression. So we are restricted to do it for most frequent forms and for the general form we use the variable elimination rules given above.

Automatic reduction at transform time. We have seen how we can modify the transformation rules to achieve some pre-evaluation. A similar result can be obtained by systematically reducing partial applications of combinators before evaluation time. To avoid to change the semantics of the terms, we have to check which applications can be pre-reduced.

Let us consider the combinator `S`. It waits for 3 arguments and none application reduction is triggered before the 3 arguments are received. Let us now consider the form `((S v1) v2)`, where `v1` and `v2` are constants or external functions. For the reason given above, we can safely reduce the two applications without risking to apply `v1` or `v2`.

For any combinator which does not apply anything before having received all its arguments, each time we produce a form where it misses an argument we can pre-evaluate that form. We do this with the following function which checks that the arguments are values or can safely be pre-reduced into values:

```
let rec pre_eval_app e = match e with
| P_App (e1,e2) ->
  ( match (pre_eval_app e1, pre_eval_app e2)
    with
      | (P_Const (V_Fun f),P_Const v) -> P_Const (f v)
      | (e'1,e'2) -> P_App (e'1,e'2)
    )
| _ -> e
```

This allows to have a general mechanism for pre-evaluation instead of using ad-hoc rules where pre-evaluations have been made by hand. In our transformation function `elim`, we can apply `pre_eval_app` each time we generate an expression. For instance, here is the difference in `elim` for the introduction of the combinator `S`:

Code without pre-evaluation:

```
| P_Abs(s,P_App(e1,e2)) ->
  P_App(P_App(cS, elim (P_Abs(s,e1))), elim (P_Abs(s,e2)))
```

Code with automatic pre-evaluation:

```
| P_Abs(s,P_App(e1,e2)) ->
  pre_eval_app(
    P_App(P_App(cS, elim (P_Abs(s,e1))), elim (P_Abs(s,e2)))
  )
```

The same can be done for all the rules we have proposed so far.

Doing pre-evaluation during transformation time gives better results than doing it between transformation and evaluation because applying `elim` on simpler terms may allow to use a different combinator (for instance a `K` instead of an `S`).

2.3.3 Using a combinator dedicated to the conditional construct

When the conditional is under an abstraction, that abstraction is going to be distributed over the three branches of the conditional with the variable elimination algorithms presented so far. Thus it may not be necessary to over-protect the *then* and *else* branches with additional dummy abstractions in this case. This is the idea we develop in this section. In order to be able to dump the dummy abstraction, we use a dedicated combinator noted S_{IF} which will selectively distribute the received value onto the convenient branch. The corresponding rewriting rule is the following :

$$\lambda x.(((IF\ e_1)\ \lambda z.e_2)\ \lambda z.e_3) \rightarrow (((S_{IF}\ \lambda x.e_1)\ \lambda x.e_2)\ \lambda x.e_3) \quad (i)$$

In this rule, the dummy λz abstractions introduced during the non-strictness elimination step are discarded. The combinator S_{IF} plays the role of the `S` and `IF` (`fun_IF` in section 2.2.3) combinators. It is defined as follows :

```
let cSIF = P_Const (
  V_Fun (fun (V_Fun e1) ->
    V_Fun (fun (V_Fun e2) ->
      V_Fun (fun (V_Fun e3) ->
        V_Fun (fun x ->
          match e1 x with
            V_Bool true  -> e2 x (* caml application *)
          | V_Bool false -> e3 x (* caml application *)
          | _ -> raise TypeError))))))
```

2.3.4 Multiple abstractions and multiple applications

Patterns like $\lambda x.\lambda y.(e_1\ e_2)$ and $\lambda x.(e_1\ e_2\ e_3)$ often occur in real programs or in temporary expressions encountered during the variable elimination rewriting steps. In this section, we introduce rules for dealing with several abstractions over an application, with an abstraction over several applications and other combinations of these kinds.

Let us consider the form $\lambda x.\lambda y.(e_1\ e_2)$. The (fa_vb) algorithm would transform it into $(S\ ((S\ (K\ S))\ [\lambda x.\lambda y.e_1])\ [\lambda x.\lambda y.e_2])$ (the brackets denote the application of the variable elimination algorithm considered). We propose instead the rule (s^2) given in figure 3. The corresponding combinator S^2 is also given in figure 3. Using (s^2) in the considered example produces a form with 2 applications instead of a form with 5 applications for the (fa_vb) algorithm.

$$\begin{array}{ll}
\lambda x.\lambda y.(e_1 e_2) \rightarrow ((S^2 \lambda x.\lambda y.e_1) \lambda x.\lambda y.e_2) & (s^2) \\
\lambda x.(e_1 e_2 e_3) \rightarrow (((S_2 \lambda x.e_1) \lambda x.e_2) \lambda x.e_3) & (s_2) \\
\lambda x.\lambda y.(e_1 e_2 e_3) \rightarrow (((S_2^2 \lambda x.\lambda y.e_1) \lambda x.\lambda y.e_2) \lambda x.\lambda y.e_3) & (s_2^2) \\
\lambda x.\lambda y.c \rightarrow (K^2 c) & (k^2) \\
\lambda x.\lambda y.x \rightarrow I^2 & (i^2)
\end{array}$$

$$\begin{array}{l}
S^2 = \lambda f.\lambda g.\lambda x.\lambda y.((f x y) (g x y)) \\
S_2 = \lambda f.\lambda g.\lambda h.\lambda x.((f x) (g x) (h x)) \\
S_2^2 = \lambda f.\lambda g.\lambda h.\lambda x.\lambda y.((f x y) (g x y) (h x y)) \\
K^2 = \lambda x.\lambda y.\lambda z.x \\
I^2 = K
\end{array}$$

Figure 3: Rules and combinators for multiple abstractions/applications

Now, let us consider the form $\lambda x.((e_1 e_2) e_3)$. Instead of transforming it into $((S ((S [\lambda x.e_1]) [\lambda x.e_2])) [\lambda x.e_3])$, we propose the rule (s_2) of figure 3. Here we produce 3 applications instead of 4.

We can also combine these two rules into the rule (s_2^2) which is better than applying separately the two rules. The use of K and I can also be extended with the rules (k^2) and (i^2) . Of course, these rules can be extended for more than two abstractions and applications. However, it should be noted that as the number of combinators increases, the number of cache misses at the processor level during evaluation also increases, which can lead to decreasing performances. For this reason, some optimizations are interesting only for some processors and it is difficult to predict the result of a particular optimization.

Generalizing the use of the combinators B , C and N to multiple abstractions and applications gives the family of combinators described by Diller [Dil02]. However, as we have restricted the use of B and C to fit with a call-by-value strategy, the use of Diller combinators has to be restricted in the same way.

2.3.5 On the complexity of the code

As we add new rewriting rules and combinators, the code of the interpreter becomes more complex to handle. This seems to be in opposition with our goal to have a simple scheme. It is true that the variable elimination step becomes more complex as we want to optimize the produced code. However :

- Since the three steps of the scheme are independent, the optimization of this step does not affect the code of the other steps. In particular, the `eval` function (step \mathcal{E}) is left clean.

- When you add features in the interpreted language, you do not have to modify the variable elimination step because all the features are transformed into functions by the previous step (\mathcal{P}).
- The algorithm is defined by independent rules, which should make easy to have a well structured code. Then it should be easy to add new rules to the algorithm. For instance, for the OCaml code given here, adding a rule is done by adding a case to a structural pattern matching.

For these reasons, we believe that the optimization of this step is compatible with our goal of simplicity.

2.3.6 Conclusion on the need to optimize

We have proposed in this section several improvements of the variable elimination algorithm. As we will see in section 4, a few of these improvements are sufficient to cope with the explosion of the size of the produced terms and to provide performances comparable to a naive classic approach.

We will also see that the presented optimizations are not sufficient to provide guaranteed drastic speedups compared to the naive classic approach. In order to achieve this, one should consider other families of optimizations, including well known ones.

In the next section, we see that imperative features fit well in our scheme.

3 Imperative Features

In this section, we illustrate the handling of imperative features in our scheme. In order to do this, we add to our language two operators, *get* and *set*, to read and write into references (*i.e.* imperative variables):

```
type expr =
  ...
  | E_Get of tag
  | E_Set of tag * expr
```

The type `tag` is used to name references. A term `E_Get(t)` stands for a read access to the reference named `t` and `E_Set(t,e)` stands for the writing of the *value* of `e` into `t`. The complete semantics is given by the classical evaluator implementation in section 3.1. References are not values here : they cannot be handled independently of a *get* or *set* operator.

The values associated to references at a given moment are gathered into a store. The structure of stores is left abstract.

```
type 'a store
value store_get : tag -> 'a store -> 'a
value store_set : tag -> 'a -> 'a store
```

We first discuss different possibilities to take imperative features into account, we illustrate two of them with the classical interpreter, and then we show how to integrate it into our scheme.

3.1 Dealing with imperative features

There are several ways to implement our operators.

The monad approach. One purely functional approach is to see stores as values of the language and to pass the store as an argument to functions which have to access to it (see [P JW93]). To modify the store, a function has to return a new store which will be taken as argument by an other function.

Taking the store as a parameter and returning it creates a data flow which enforces the control. It is very useful in lazy languages where the control is difficult to anticipate.

This approach has the advantage that it fits very well in purely functional calculus : imperative features become purely functional. For this reason, it would fit directly in our scheme. However, we are going to show that a less purely functional approach fits too and we will not deal anymore with the monad approach in the rest of this section.

Another functional approach. Another approach is to let the eval function handle the store which is no longer a value of the language but rather a parameter of the evaluation. Unlike the environment (see section 2.1) which is independent in the two branches of an application, the store resulting of the evaluation of one of the branches of an application must be passed to the evaluation of the second branch.

The classical evaluator can be modified as follows to apply this idea.

```
let rec eval env s = function
| E_Const v -> (v, s)
| E_Var x -> (env_assoc x env, s)
| E_Abs (x,e) -> (V_Closure (x,e,env), s)

| E_App (e1,e2) ->
  let (v2,s2) = eval env s e2 (* we have to choose an order
                               of evaluation to pass the
                               store between the two evaluations *)
  in ( match eval env s2 e1 with
      | (V_Closure (x,e,env2), s') -> eval ( env_add x v2 env2 ) s' e
      | (V_ExtFun f, s') -> (f v2, s') (* caml application *)
      | (_,_) -> raise TypeError
    )

| E_If (e1,e2,e3) ->
  (
```



```

      match eval env s e1 with
        (V_Bool true, s') -> eval env s' e2
      | (V_Bool false, s') -> eval env s' e3
      | _ -> raise TypeError
    )

| E_Get t -> let v = store_get t s in (v, s)
| E_Set (t,e) -> let (v, s') = eval env s e in
  (v, store_set t v s')

```

Note that `eval` returns a value and a store.

An imperative implementation. This extension of the classical evaluator is more complicated than the original one. A way to simplify it is to consider the store as a mutable global variable. If we do so, we can still have confidence in the use of the store because `eval` is the only function to access it, it is (or it should be) sequential and the accesses are triggered at definite times. Here is such an implementation:

```

let rec eval env = function
| E_Const v -> v
| E_Var x -> env_assoc x env
| E_Abs (x,e) -> V_Closure (x,e,env)

| E_App (e1,e2) ->
  (match (eval env e1, eval env e2) with
   | V_Closure (x,e,env2), v2 -> eval ( env_add x v2 env2 ) e
   | V_ExtFun f , v2-> f v2 (* caml application *)
   | _ -> raise TypeError
  )

| E_If (e1,e2,e3) ->
  (
    match eval env e1 with
      V_Bool true -> eval env e2
    | V_Bool false -> eval env e3
    | _ -> raise TypeError
  )

| E_Get t -> store_get t !store
| E_Set (t,e) ->
  let v = eval env e in
  begin store := store_set t v !store ; v end

```

In OCaml, the expression `!r` is a read access to the value of the reference `r`, the expression `r := e` sets the value of `e` into the reference `r` and the expression `begin e1 ; e2 end` is a sequential evaluation of `e1` and `e2` which returns the value computed for `e2`.

That code is finally the same as in section 2.1 with two additional cases for *get* and *set* which make use of the store as a mutable global variable.

Whether this version is better than the previous one or not is not the subject of this paper. However we can compare them. The first one is more easy to formalize since it does not use imperative features, but the store is present in all the parts of the code. The second one is more difficult to formalize but it is simpler to read, as long as the imperative part is well understood. In that one, imperative features and purely functional features are completely independent which shows a good separation of concerns and makes easier the extension of the language with new features.

This point is particularly important for us since our goal is to build an easily extendable interpreter.

For these reasons, we will use such a mutable global variable to represent the store in the implementation of our scheme of interpretation and we will keep the imperative implementation of the classical evaluator as a reference to compare the two approaches.

3.2 Imperative features in our scheme

In section 2.2, when building the variable elimination algorithm (step \mathcal{C}), we have rejected rules which were correct in the call-by-name setting but false in the call-by-value setting. By doing so, we have ensured that the order of the applications was not disturbed by the transformation \mathcal{C} .

This means that as long as imperative features are triggered by the evaluation of an application, the transformation \mathcal{C} preserves the order of the imperative features.

This means also that it is sufficient to represent features by function applications to integrate them nicely in our interpretation scheme.

For this reason, in our scheme we transform all imperative features into applications as we have done for non-strict features. The imperative features are then embedded in external functions with side effects.

Here is the code doing it as an extension of the *purify* function (step \mathcal{P}).

```
let rec purify = function
...
  | E_Get m -> P_App (make_get m , dummy_val)
  | E_Set (m,e) -> P_App (make_set m, purify e)

let make_get t =
  P_Const (V_Fun (fun _ -> store_get t !store))

let make_set t =
  P_Const (V_Fun (fun v -> begin
                    store := store_set t v !store ;
                    v
                  end))
```

This is sufficient to deal with imperative features since having the store as a global variable allows to keep the rest of the code unchanged as seen in section 3.1. The other steps \mathcal{C} and \mathcal{E} are left unchanged.

This example shows that adding new features in our language may be very simple since it can be sufficient to extend only one step. Furthermore, extending that step is rather simple since it is done by adding one case to the transformation.

4 Experimental evaluation

In this section, we observe the performances of our interpretation scheme. We first compare it to the classical implementation proposed, then to widely used interpreters for other (dynamically typed) languages.

4.1 Comparison to the classical scheme

We compare execution times of our interpreter to execution times of the classical interpreter by running both of them on several source programs. The set of source programs we have selected is composed of the Fibonacci and Ackermann functions, an insertion sort and an implementation of the 8 queens problem.

For Ackermann, Fibonacci and sort, we provide two different source codes. In the first one, the *omega* function $\lambda x.(x x)$ is used to encode recursive calls (see Figure 6). In the other one, imperative references are used to do this. In order to implement the sort algorithm and the 8 queens problem, we have added lists in the interpreted language : lists of values are added to the `value` type and the list operators (`cons`, `head`, and `tail`) are external functions. The corresponding input programs and interpreters are provided with this report.

We give the results for two different variable elimination algorithms noted \mathcal{C}_1 and \mathcal{C}_2 (or C1 and C2 in diagrams). The first one, \mathcal{C}_1 , has the following features:

- use of the combinators S, K, I, B, C, N and S_{IF} (sections 2.3.1 and 2.3.3),
- use of the automatic pre-evaluation (section 2.3.2).

This algorithm has been chosen because it has a good ratio performances/coding effort (using only S, K and I gives too poor performances).

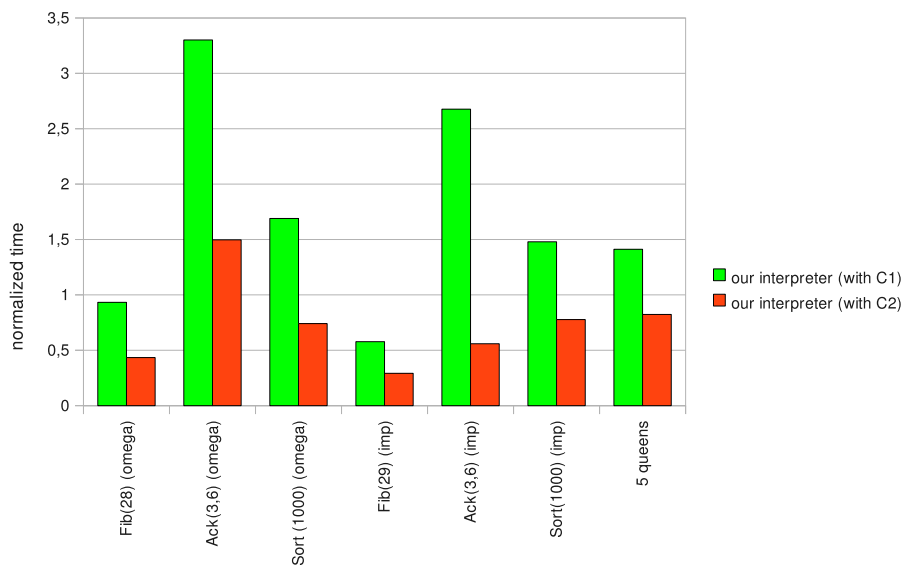
The second algorithm, \mathcal{C}_2 , has the following features:

- S, K, I, B, C, N,
- S_2 , S^2 and S_2^2 (section 2.3.4),
- all combinators extending S_2 to the selective distribution of the abstractions (B, C, N style),
- all combinators extending S^2 to the selective distribution of the abstractions (B, C, N style),

- S_{IF} and S_{IF}^2 (in the style of S^2),
- use of the automatic pre-evaluation (section 2.3.2).

This algorithm is the best we have found with the presented optimizations without using all the combinations of S_2^2 with the selective distribution in the B, C, N style (which corresponds to Diller’s combinators [Dil02]).

The following diagram shows the execution time of our two implementations based on \mathcal{C}_1 and \mathcal{C}_2 normalized against the classical interpreter (section 2.1) on several input programs with short execution times (less than 1 second for the classical interpreter). The machine used is a Pentium D 2.8 GHz with 1 GB of memory, running Linux.



We see that \mathcal{C}_1 has erratic performances. Performances of \mathcal{C}_2 are also irregular, but better than the classical interpreter on most of these inputs.

Now, let us have a look at the performances when the size of the problem increases. The diagrams of figure 4 show speedups for increasing problem sizes. Reference times are given in Table 1.

For Fibonacci and the 8 queens, the performances are stable. For the sort, they are decreasing when the size of the problem increases (the number of elements to sort). Our interpreter based on \mathcal{C}_2 becomes slower than the classical interpreter for 8000 elements, when the execution time is 57 seconds (omega) or 45 seconds (imperative references). On Ackermann (omega) we observe bad performances which are getting worse when the size of the problem increases. Note that we can find combinations of optimizations giving better performances for this input program, but the ones we have considered have made decrease the

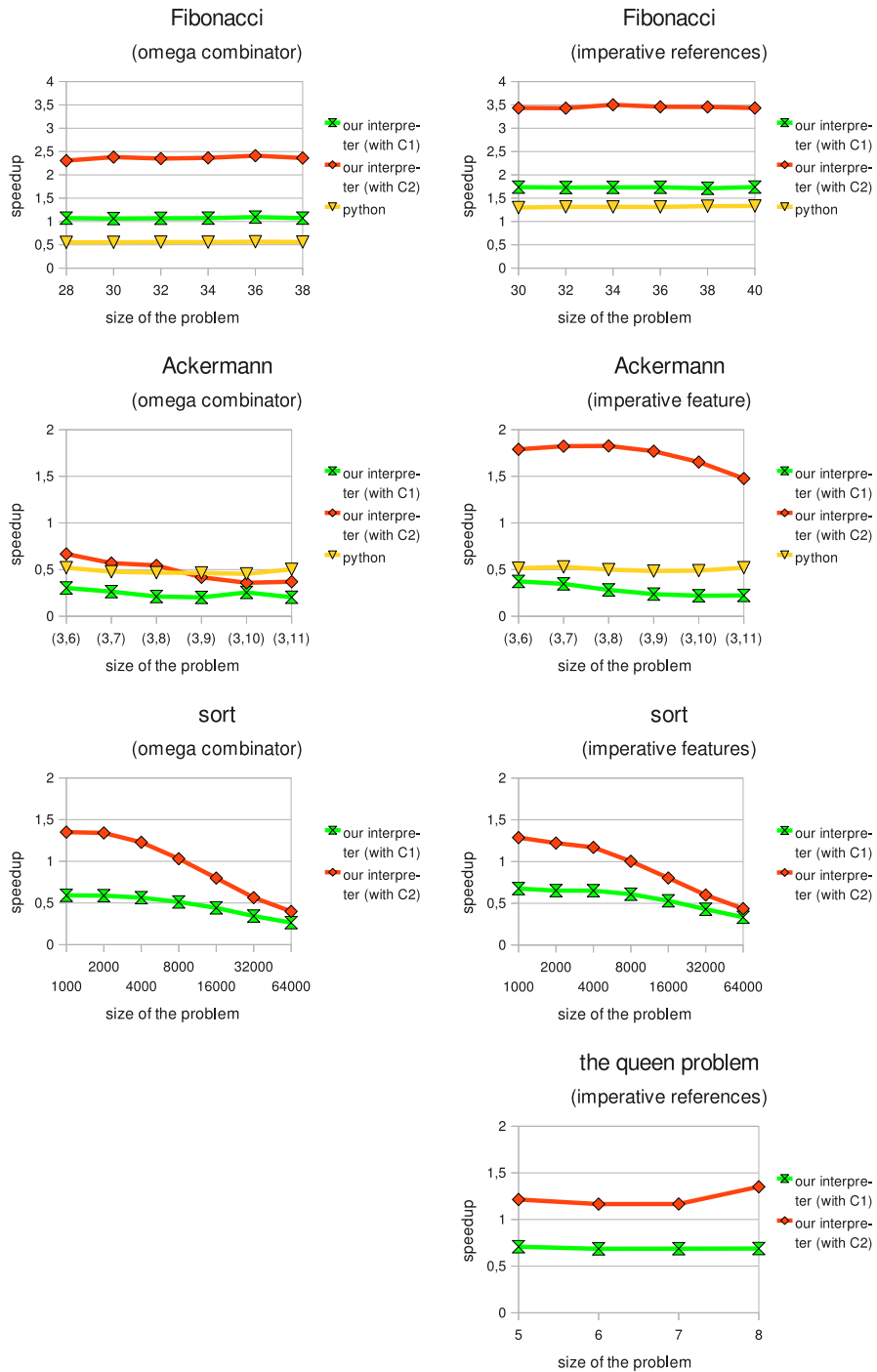


Figure 4: Speedups for two variable elimination algorithms

		Cl.	\mathcal{C}_1	\mathcal{C}_2	Python	Erlang
Fibonacci (omega)	28	0,77	0,72	0.34	1.39	341
Fibonacci (omega)	38	94	87,67	39,82	167,94	
Fibonacci (imp)	29	0.97	0.56	0.28	0,76	
Fibonacci (imp)	40	195,0	112,2	56,8	146,3	
Ackermann (omega)	(3,6)	0.34	0.86	0.39	0.50	146
Ackermann (omega)	(3,11)	357.9	1744	967	711	
Ackermann (imp)	(3,6)	0.17	0.46	0.10	0.33	
Ackermann (imp)	(3,11)	254	1139	172	488.0	
sort (omega)	1000	0,79	1.34	0.59	/	
sort (omega)	64 000	5603		14046	/	
sort (imp)	1000	0.61	0.90	0.47	/	
sort (imp)	64 000	4516	13570	10381	/	
queens problem (imp)	8	761	1105	563	/	

Table 1: Performances (in seconds, on Pentium D)

performances for less specific input programs such the sort and the 8 queens. Ackermann (imperative references) shows also decreasing speedups, but it stays above 1 in our experiments.

Figure 5 compares the speedups of \mathcal{C}_2 on two different architectures : the Pentium D already used for previous experiments, and a Pentium M (laptop) 1.1 GHz with 512 MB of memory, also running Linux.

For the sort, the speedup is better on the laptop for small problems and it tends to be equal or worth than the desktop machine as the speedup becomes a slowdown. For the queen problem, the difference between speedups is stable (between 14% and 23% of difference), but for Ackermann, it is not (50% for Ackermann(3,11) (omega)).

During all our experiments, no memory leak has been observed. Furthermore, the technique discussed in this paper has been used in the MGS interpreter, which has been used for intensive biological simulations [RBCL⁺06] running for days, and no memory leak has been observed either.

4.2 Comparison to widely used interpreters

Now, let us compare our interpreter with other interpreters which are widely used. Of course, comparing the performances of our interpreter to the ones of statically typed languages such as OCaml or Java tends to show that our interpreter has poor performances, but it is fairer to compare to dynamically typed languages.

Performances of the Python interpreter (2.6.4) are given in Figure 4 and table 1 for our programs that do not use lists (lists in Python are modified in table so we could not use the same input programs).

The source codes for Python programs used in these tests are as close as

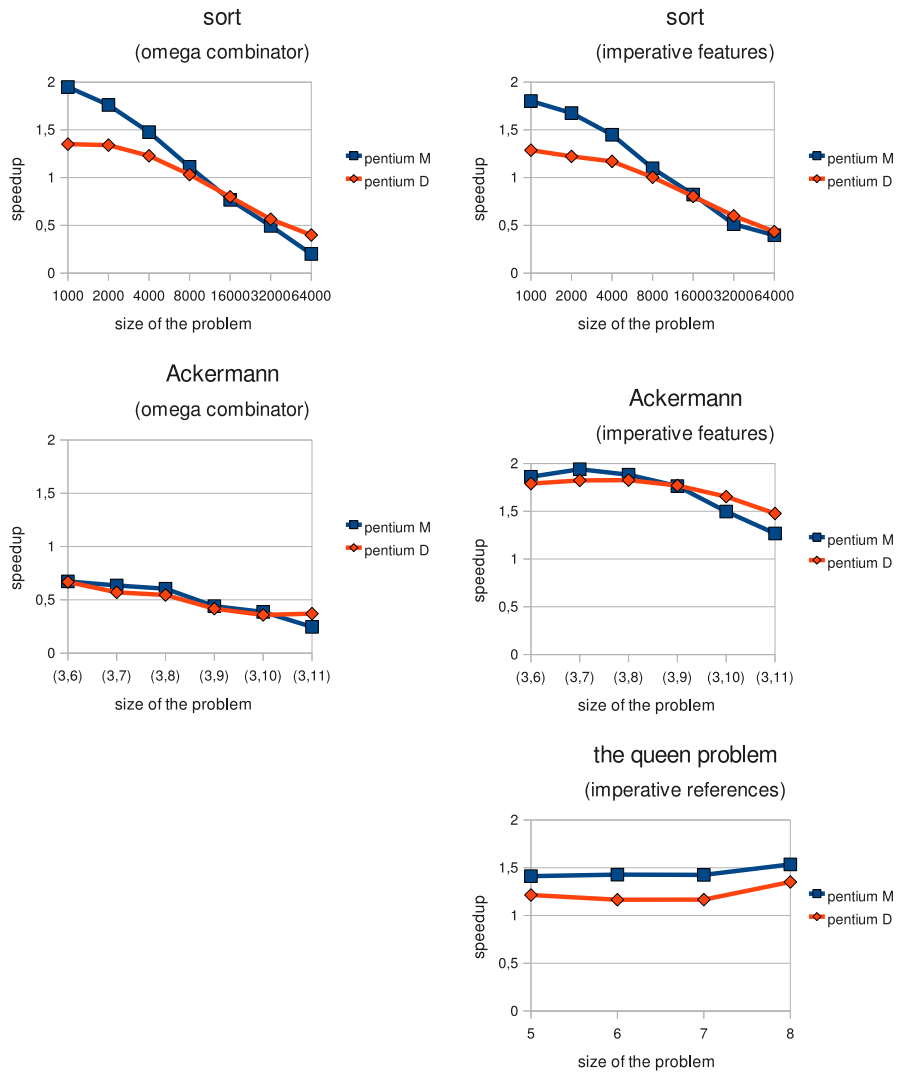


Figure 5: Speedups for our best algorithm on several programs, on two different hardwares

possible to the code used as input of our interpreters (see for instance the code for Fibonacci in Figure 6). In particular, curried λ -expressions are used. The Python interpreter shows much better performances with uncurried functions, but this would be also the case for the classical interpreter and in our scheme of interpretation.

Our comparison shows that the performances of our interpreter can compete with Python's ones (Python 2.6.4). We conclude that the performances of our scheme, even if it does not improve the performances of the classical, naive interpreter, are acceptable.

Table 1 gives also some results for the Erlang interpreters. The very poor performances observed for Erlang can be explained by the fact that our test programs use mainly anonymous, uncurried functions(Fig. 6), which are available in Erlang but are not designed to be the main means of defining functions.

Fibonacci in our language:

```
((\f.(f f))
  (\f. \n. if (n <= 1)
            then 1
            else ((f f) (n - 2)) + ((f f) (n - 1))) fi)
) 28)
```

Fibonacci in Python:

```
((lambda x : x(x))
 (lambda f : lambda n : (1 if (n <= 1)
                        else ( f)(f)) (n-2) + (f(f)) (n-1) )))
(28))
```

Fibonacci in Erlang:

```
((fun (F) -> F (F) end)
 (fun (F) ->
   fun (N) ->
     if (N =< 1) -> 1 ;
       true -> (((F (F)) (N - 2)) + ((F (F)) (N - 1)))
     end end end))
(28).
```

Figure 6: The Fibonacci function using the omega function in our language, Python and Erlang.

5 Correctness

We have seen in section 2.2.4 that some classical variable elimination algorithms are not correct in the call-by value setting. However, the algorithm $(fa_v b)$ is known to be correct in the λ_v -calculus [GD92]. We provide a mechanically checked proof that the algorithm $(fa_v b)$ is also correct when we add some imperative features into that language.

The proof is checked with the Coq proof assistant [Coq] and is provided as Coq files with this report. In this section we explain what is proven rather than the proof itself.

In our language, combinators are seen as particular λ -abstractions to simplify the proof. The property we show is that a term e and the term $\mathcal{C}(e)$, which is the transformation of e by the $(fa_v b)$ algorithm, share the same semantics. This idea is formalized by an equivalence relation.

Some definitions we give here are extended from those of [Plo75] or [GD92].

Terms. We consider the language Λ_{vr} defined below. We do not consider constants, external functions and conditionals, but we take imperative references into accounts. *Tags* is a set of tags, *Vars* is a set of variables, *Vals* is the set of values of the language.

Definition 1 (syntax of Λ_{vr})

$$\begin{aligned} M &\in \Lambda_{vr} \\ a_f &\in \text{Fun-Consts} \\ x &\in \text{Vars} \\ V &\in \text{Vals} \\ \\ V &::= x \mid \lambda x.M \mid a_f \\ M &::= V \mid (M M) \end{aligned}$$

Only applications are not values. We follow Plotkin's λ_v -calculus [Plo75] and consider variables as values. This is convenient since the semantics allows variables to be substituted only for values. Moreover, in practice, programs with free variables will be rejected before being evaluated. Taking variables as values simplifies the proof.

The construct a_f corresponds to external functions. Imperative features are seen as external functions. For instance, the reference operators seen in section 3 are seen as particular external functions (we can consider there is an operator for each reference).

Stores. We consider an abstract set of stores S . That set comes with a set F_S of total functions of type $\text{Vals} \times S \rightarrow \text{Vals} \times S$. For instance, `store_get t` and `store_set t` (for a given `t`) of section 3 can be viewed as such functions (by adding dummy parameters and results to their original type).

A total function $\delta : \text{Fun-Consts} \rightarrow F_S$ gives the semantics of the external functions of the language. This function is also left abstract.

We do not need to enforce more properties on stores for the proof. In the following σ stands for a store (an element of S).

Reduction. The relation \longrightarrow is defined inductively by the rules below. This relation gives the call-by-value operational semantics of the language.

Definition 2 (reduction)

$$\begin{array}{c} \frac{}{((\lambda x.M) V) / \sigma \longrightarrow [V/x]M / \sigma} (\beta_{vr}) \\ \frac{M_1 / \sigma_1 \longrightarrow M_2 / \sigma_2}{(M_1 M) / \sigma_1 \longrightarrow (M_2 M) / \sigma_2} (Left) \\ \frac{M_1 / \sigma_1 \longrightarrow M_2 / \sigma_2}{(V M_1) / \sigma_1 \longrightarrow (V M_2) / \sigma_2} (Right) \\ \frac{(V_2, \sigma_2) = \delta(a_f)(V_1, \sigma_1)}{(a_f V_1) / \sigma_1 \longrightarrow V_2 / \sigma_2} (\delta) \end{array}$$

The β_{vr} rule corresponds to the usual β reduction rule in call-by-value λ -calculus : reduction can be triggered only when the argument is a value. We use the classical proper substitution with automatic variable renaming (we do not adopt Barendregt convention requiring renaming to avoid collisions). This difference between the proof setting and our interpreter is not important since *in practice* we are interested in programs with no free variables and then the interpreter does not need to rename variables (values used in β -reductions never contain free variables).

The *Left* and *Right* rules state that we reduce the left hand side of an application before reducing the right hand side.

The (δ) rule associate a semantics functions to external function symbols. In order to take imperative features into accounts, semantics function of F_S take the “current” store as a parameter and the returned store is set as the “current” store. This corresponds to the monad style, whereas in section 3.2 the store was a global mutable variable. As discussed in section 3.1, this should make no difference in the call-by-value setting.

Equivalence. We define a relation of equivalence on Λ_{vr} noted \simeq . The rules are based on the ones for the λ_v -calculus in [GD92].

Definition 3 (term equivalence)

$$\begin{array}{c} \frac{}{M \simeq M} (reflexivity) \qquad \frac{M \simeq N}{N \simeq M} (symmetry) \\ \frac{M_1 \simeq M_2 \quad M_2 \simeq M_3}{M_1 \simeq M_3} (transitivity) \end{array}$$

$$\frac{M_1 \simeq M_2}{(M_1 N) \simeq (M_2 N)} (\text{Compatibility-L}) \quad \frac{M_1 \simeq M_2}{(N M_1) \simeq (N M_2)} (\text{Compatibility-R})$$

$$\frac{\forall \sigma, M_1 / \sigma \longrightarrow M_2 / \sigma}{M_1 \simeq M_2} (\beta_{vr} - eq) \quad \frac{M_1 \simeq M_2}{\lambda x. M_1 \simeq \lambda x. M_2} (\xi)$$

$$\frac{(\lambda x_1. M_1) y \simeq (\lambda x_2. M_2) y \quad y \text{ not free in } \lambda x_1. M_1 \quad y \text{ not free in } \lambda x_2. M_2}{\lambda x_1. M_1 \simeq \lambda x_2. M_2} (\zeta')$$

Combinators. We consider the combinators as particular terms of the language : $I = \lambda x. x$, $K = \lambda x. \lambda y. x$ and $S = \lambda x. \lambda y. \lambda z. ((x z) (y z))$, where x , y and z are distinct elements of *Vars* (these are not meta-variables).

Variable elimination. We now define the (*fab*) algorithm, noted \mathcal{C} .

Definition 4 (variable elimination algorithm) *The functions \mathcal{C} and \mathcal{D} are defined inductively by the following rules (x and y range over *Vars*) :*

$$\begin{aligned} \mathcal{D}(x, x) &= I \\ \mathcal{D}(x, (M_1 M_2)) &= ((S \mathcal{D}(x, M_1)) \mathcal{D}(x, M_2)) \\ \mathcal{D}(x, y) &= (K y) \text{ where } x \neq y \\ \mathcal{D}(x, c) &= (K c) \text{ where } c \in \{I, K, S, a_f\} \end{aligned}$$

$$\begin{aligned} \mathcal{C}(x) &= x \\ \mathcal{C}((M_1 M_2)) &= (\mathcal{C}(M_1) \mathcal{C}(M_2)) \\ \mathcal{C}(\lambda x. M) &= \mathcal{D}(x, \mathcal{C}(M)) \\ \mathcal{C}(a_f) &= a_f \end{aligned}$$

Correctness. The correctness theorem states that a term and its transformed form are equivalent.

Theorem 1 (Correctness of (*fab*)) $\forall M \in \Lambda_{vr}, M \simeq \mathcal{C}(M)$

This result means that, for a given store, if a term M evaluates into a value V then $\mathcal{C}(M)$ evaluates into a value which is equivalent to V . Furthermore, if the evaluation of M is stuck then the same is true for the evaluation of $\mathcal{C}(M)$ (but not necessarily in an equivalent store) and if it does not terminate, so for $\mathcal{C}(M)$.

The proof of this theorem is checked by the Coq system [Coq], the corresponding Coq files are provided with this report.

6 Choice of the host language

We have illustrated our scheme with OCaml as host language. However, our scheme can be used with other host languages as long as they can deal with functions and they have a call by value reduction strategy.

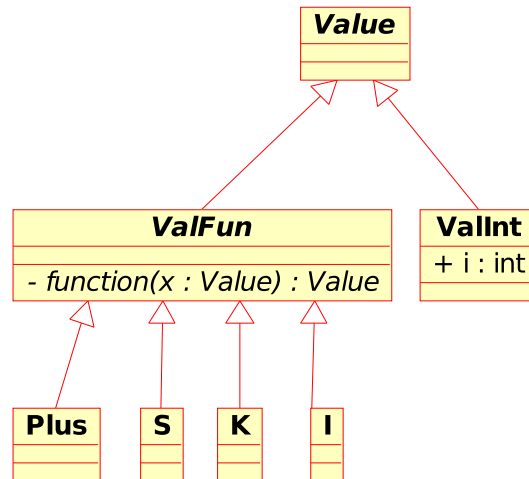
In C language, functions can be handled with pointers. Since closures are necessary for managing partial applications (for **K** and **S** for instance), it is necessary to encode closures, for instance with records, and a form of garbage collecting. In C#, lambda expressions are available directly in the language and in C++ as a library. In Java, function are encapsulated into objects (or classes).

In this section, we give guidelines to use of our scheme in Java. In particular, we give the higher order data structure needed for the evaluation step (\mathcal{E}), after what the three steps \mathcal{P} , \mathcal{C} and \mathcal{E} become trivial to implement following section 2.2.

6.1 The Value data structure

We give here the data structure to represent the type `value` of section 2.2. We adapt the composite pattern which is usually used to represent abstract syntax trees in object languages. At the root of the hierarchy, we find an abstract class: `Value`.

```
public abstract class Value {}
```



The most basic sort of values are integers (we skip booleans here):

```
public final class ValInt extends Value {
    public int i ;
    public ValInt (int i){
        this.i = i ;
    }
}
```

We see functions as objects with a method called `function`, taking a *value* as argument and returning a *value*. Since in Java all the objects of a class have the same methods (functions are not first-class values), we define a class for each different function. For this reason, the class for functions is abstract.

```
public abstract class ValFun extends Value {
    abstract Value function (Value x) ;
}
```

6.2 Pre-defined functions and combinators

We now define some combinators and an external function as subclasses of `ValFun`. The combinator `I` is direct:

```
public class I extends ValFun {
    Value function (Value x) { return (x) ; }
}
```

The combinator `K` has two arguments. So we have to use closures since the two arguments are not passed at the same time. Closures are usually encoded in Java with internal classes. Here, the method returns an object of a new subclass of `ValFun` at each call:

```
public class K extends ValFun{
    Value function (final Value c) {
        return new ValFun(){
            Value function (Value dummy) { return (c) ; }
        };
    }
}
```

The same is done for the combinator `S` with three arguments:

```
public class S extends ValFun {
    Value function (final Value f) {
        return new ValFun(){
            Value function (final Value g) {
                return new ValFun(){
                    Value function (Value x) {
                        ValFun fx = (ValFun) ((ValFun) f).function(x) ;
                        Value gx = ((ValFun) g).function(x) ;
                        return (fx.function(gx));
                    }
                };
            }
        };
    }
}
```

Let us now consider the integer addition as an example of external function. We suppose `ExternalFuns.plus` is the usual operator on base integers. It has two arguments so the method uses closures:

```
public class Plus extends ValFun{
  Value function (final Value x) {
    return new ValFun(){
      Value function (final Value y) {
        int vx = ( (ValInt) x ).getInt();
        int vy = ( (ValInt) y ).getInt();
        return( new ValInt (ExternalFuns.plus(vx, vy) ));
      }
    };
  }
}
```

7 Conclusion

7.1 Benefits and drawbacks of our approach.

Initial Constraints verified. The first advantages have been put as conditions :

- Mainstream languages as Java or C can be used.
- The scheme supports higher-order functions, non-strict features, imperative features and external functions.
- The performances of the interpreter are acceptable compared to other widely used interpreters (for dynamically typed languages) and can be improved with standard optimization such as uncurrying of functions.

Unifying external and user-defined functions. We have seen that we transform user-defined functions into host language functions. External functions are also represented by host language functions. A consequence of that unification is that the handling of higher order is very simple, even when using function in libraries defined independently of the interpreter. For instance, in order to evaluate our interpreter on programs such as sorting and the queen problem, we have included lists in the language. Higher order functions such as `List.filter` from the OCaml standard library have been included in the language with only structural wrappers to deal with dynamical typing. In the classical approach, the wrapper has to check the kind of function received, and when a user-defined function is received, then a call to `eval` is needed. Unlike the wrapper in our approach, the wrapper is not only structural anymore and it depends on the evaluation function.

Simplicity of the scheme and of the evaluator. We have seen that the evaluation step \mathcal{E} in the scheme is extremely simple. The step \mathcal{P} which transforms non-strict and imperative features into functions is also simple. Depending on the number of optimizations needed, the step \mathcal{C} which transforms user-defined functions into combinators can become complex. However, the algorithm keeps cleanly specified by a set of simple rewriting rules. That algorithm can be implemented modularly by structural pattern matching (a rewriting rule in the algorithm becomes a pattern-matching case in the implementation) or other tree traversal technique such as in the Composite design pattern. The most complex algorithm we have used (\mathcal{C}_2 in section 4) is about 100 lines long (plus 200 lines for the definition of the 34 combinators).

Moreover, each step is independent of the other, and many new features can be added into the interpreted language without modifying \mathcal{C} or \mathcal{E} , just by adding a case to \mathcal{P} .

Traversal is difficult. The recurrent drawback of higher-order abstract syntax is the difficulty to traverse the syntax trees. Indeed, host language functions cannot be inspected as ordinary trees can. This means that once the user-defined functions have been transformed into host language functions, further analysis or transformations are very limited. Solutions to this problem are not simple, see [WW03] for instance. However, many analysis and transformations can still be done before transformation into combinators. Moreover, in our higher order abstract syntax trees, if we except the pre-evaluation optimization, only a few number of pre-defined host language functions are encountered, and they can be identified by using physical equality for instance.

7.2 Related work

Although the idea is not new (it is suggested in [WW03]), higher-order abstract syntax has found few applications for building interpreters. The two first experiments the authors are aware of is the implementation of the MGS language which this paper is based on [Coh04], and the work of Barzilay [Bar06]. The latter makes the assumption that the host language has some multi-level programming facilities, such as generating new host-language variables at execution time, which we do not consider since we want to be able to use languages such as Java or C. This difference is important only for the step \mathcal{C} which transforms user-defined functions into host language functions. With multi-level programming facilities, it is not necessary to decompose functions into combinators. Note also that Barzilay deals with call-by-name and call-by-need whereas we deal with call-by-value strategy.

The fact that the generation of host language functions is not trivial and that the generated functions cannot be inspected might explain that higher-order abstract syntax had not been used before to implement interpreters.

Web Sites

- [Coq] The Coq Proof Assistant. <http://coq.inria.fr> .
- [OCa] Objective Caml. <http://caml.inria.fr/ocaml/> .

References

- [Bar06] Eli Barzilay. A self-hosting evaluator using HOAS – a Scheme pearl. In *Scheme and Functional Programming Workshop, University of Chicago Technical Report TR-2006-06*, 2006.
- [CF58] Haskell B. Curry and Robert Feys. *Combinatory Logic*, volume I. North Holland, 1958.
- [CH06] Felice Cardone and J. Roger Hindley. History of lambda-calculus and combinatory logic. Research Report MRRS-05-06, Swansea University Mathematics Department, 2006.
- [Coh04] Julien Cohen. *Intégration des collections topologiques et des transformations dans un langage fonctionnel*. PhD thesis, université d'Évry Val d'Essonne, December 2004.
- [Dil02] Antoni Diller. Efficient multi-variate abstraction using an array representation for combinators. *Inf. Process. Lett.*, 84(6):311–317, 2002.
- [GD92] John Gateley and Bruce F. Duba. Call-by-value combinatory logic and the lambda-value calculus. In *Mathematical Foundations of Programming Semantics, 7th International Conference, 1991*, volume 598 of *Lecture Notes in Computer Science*, pages 41–53. Springer, 1992.
- [HD97] John Hatcliff and Olivier Danvy. Thunks and the λ -calculus. *Journal of Functional Programming*, 7(3):303–319, 1997.
- [PE88] F. Pfenning and C. Elliot. Higher-order abstract syntax. In *Proceedings of the ACM SIGPLAN 1988 conference on Programming Language design and Implementation*, pages 199–208. ACM Press, 1988.
- [PJV93] Simon L. Peyton Jones and Philip Wadler. Imperative functional programming. In *POPL '93: Proceedings of the 20th ACM SIGPLAN-SIGACT symposium on Principles of programming languages*, pages 71–84, New York, NY, USA, 1993. ACM.
- [Plot75] Gordon Plotkin. Call-by-name, call-by-value and the λ -calculus. *Theoretical Computer Science*, 1:125–159, 1975.

- [RBCL⁺06] Pierre Barbier de Reuille, Isabelle Bohn-Courseau, Karin Ljung, Halima Morin, Nicola Carraro, Christophe Godin, and Jan Traas. Computer simulations reveal properties of the cell-cell signaling network at the shoot apex in Arabidopsis. *Proceedings of the National Academy of Sciences*, 103(5):1627–1632, 2006.
- [WW03] Geoffrey Washburn and Stephanie Weirich. Boxes go bananas: Encoding higher-order abstract syntax with parametric polymorphism. In *ACM SIGPLAN International Conference on Functional Programming (ICFP)*, pages 249–262, 2003.