

Precision cosmology with a combination of wide and deep Sunyaev-Zeldovich cluster surveys

Satej Khedekar¹, Subhabrata Majumdar¹ and Sudeep Das²

¹Tata Institute of Fundamental Research, Homi Bhabha Road, Colaba, Mumbai - 400076, India.

²Berkeley Center for Cosmological Physics, LBL and Department of Physics, University of California, Berkeley, California 94720, USA

(Dated: October 27, 2018)

We show the advantages of a wedding cake design for Sunyaev-Zel'dovich cluster surveys. We show that by dividing up a cluster survey into a wide and a deep survey, one can essentially recover the cosmological information that would be diluted in a single survey of the same duration due to the uncertainties in our understanding of cluster physics. The parameter degeneracy directions of the deep and wide surveys are slightly different, and combining them breaks these degeneracies effectively. A variable depth survey with a few thousand clusters is as effective at constraining cosmological parameters as a single depth survey with a much larger cluster sample.

PACS numbers:

Introduction.— The abundance and redshift distribution $\frac{dN}{dz}$ of clusters are potentially important probes of cosmological parameters [1–5]. Recently, number counts from optical cluster surveys (e.g RCS and SDSS) have been used to constrain cosmology [7, 8]. In the coming decade, dedicated surveys in different wavebands (for example, ACT, SPT, DES, eROSITA, etc.) plan to use clusters as probes of precision cosmology. A correct cosmological interpretation of the observed $\frac{dN}{dz}$ depends on precise knowledge of the limiting mass of the survey at a given redshift. Unfortunately, the mass of a cluster is not directly observable, but has to be obtained through proxy observables such as X-ray surface brightness and temperature [9], Sunyaev Zel'dovich (SZ) decrement [10, 11], cluster richness [12, 13] and lensing [14, 15]. Uncertainties in the observable to mass conversion create degeneracies between cosmology and cluster physics and degrade cosmological constraints. There have been a number of attempts in the literature to break such degeneracies, for example, through the so called ‘self-calibration’ techniques [5, 6, 16]. Other approaches include an ‘unbiased’ mass follow-up of a subsample of the survey clusters [16, 17] or better theoretical modeling of clusters to predict the form of mass-observable scaling relation [18–20]. All of these are equivalent to putting priors on the parameter space of the mass-observable relations. One can also try to optimize the cluster surveys so as to get the best possible survey yield [21].

In this Letter, we show that by simply dividing the total observation time between deep and wide surveys, parameter degeneracies can be effectively broken leading to tight cosmological constraints. This is without the need of any external information or a costly mass follow-up program. Throughout this paper, we assume a spatially flat cosmological model with a constant equation of state w for dark energy with the fiducial cosmological parameters taken as $h = 0.717$, $\Omega_m = 0.258$, $w = -1$, $\Omega_b = 0.044$, $n_s = 0.963$ and $\sigma_8 = 0.796$ consistent with

the WMAP 5-year results.

Preliminaries.— The redshift distribution of detectable clusters in a survey over an area $\Delta\Omega$ is,

$$\frac{dN}{dz}(z) = \Delta\Omega \frac{dV}{dzd\Omega}(z) \int_0^\infty f(M|M_{\text{lim}}(z)) \frac{dn(M, z)}{dM} dM,$$

where $\frac{dV}{dzd\Omega}$ is the comoving volume element and $\frac{dn}{dM}$ is the cluster mass function (taken from simulations by Jenkins et al. [22]). A mass limit $M_{\text{lim}}(z)$ is effectively imposed through the complementary error function $f(M|M_{\text{lim}}(z))$ [23], which is used to model a 20% logarithmic scatter in the mass-proxy relation centered about M_{lim} . Figure 1 shows the plots of M_{lim} versus z for various array sensitivities of the ACT survey along with the corresponding redshift distribution of clusters. For an SZ survey, the flux-mass scaling relation is used to determine $M_{\text{lim}}(z)$ [16], $\text{flux}_{\text{SZ}}(z, \nu) d_A^2(z) = 2.699 \times 10^{11} g(\nu) A_{\text{SZ}} M_{200}^\alpha E^{2/3}(z) (1+z)^\gamma$, where $g(\nu)$ is the frequency dependence of the SZ distortion, M_{200} is in units of M_\odot and d_A is the angular diameter distance in units of Mpc. The Hubble expansion is parameterized as $H(z) = H_0 E(z)$. The parameter γ captures deviation in the redshift evolution of the cluster scaling relation from the self similar case, and we assume $\gamma \sim 0$. We choose the SZ scaling relations to be compatible with recent observations [20, 24] with $\log(A_{\text{SZ}}) = -28.067$ and $\alpha = 1.612$.

Majumdar and Mohr [16, 17] have shown that a substantial improvement in the cosmological parameter constraints can be obtained by adding a follow-up of a fraction of the cluster sample to calibrate the mass-observable relation through detailed observations in X-Ray, SZ or galaxy spectroscopy. We construct a mock follow-up survey with ~ 100 clusters having ‘unbiased’ mass measurements in the range $2 - 10 \times 10^{14} h^{-1} M_\odot$ between $0.3 \leq z \leq 1.1$ with 20-40% error on masses. We use both Fisher matrix and MCMC techniques, details on which can be found in many references, e.g.

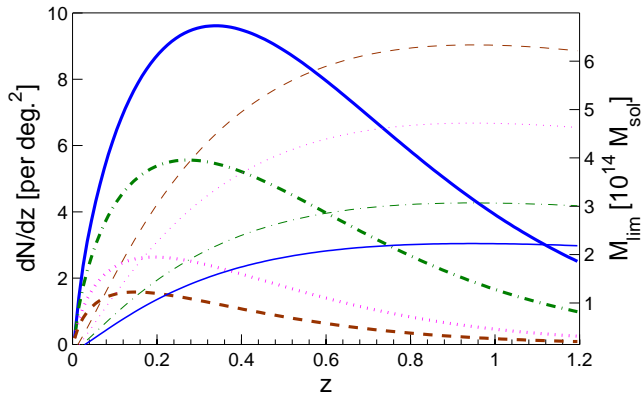


FIG. 1: The cluster redshift distribution $\frac{dN}{dz}$ (thick lines) and M_{lim} (thin lines) vs redshift, for a SZ survey with array sensitivities of 3.54 (solid), 10.61 (dot-dashed), 21.21 (dotted) and 34.12 (dashed) $\mu\text{K}\sqrt{\text{s}}$.

[1, 4, 7, 16, 25, 26]. Full MCMC runs are made to estimate the covariance matrix between cosmological parameters and $(A_{\text{SZ}}, \alpha, \gamma)$ from follow-up. The full parameters space is spanned by $(h, n_s, \Omega_b, \Omega_m, w, \sigma_8, A_{\text{SZ}}, \alpha, \gamma)$ and we use Gaussian priors with standard deviations of 0.027, 0.015 and 0.003 on the parameters h , n_s and Ω_b respectively.

We assume the survey instrument to be a telescope

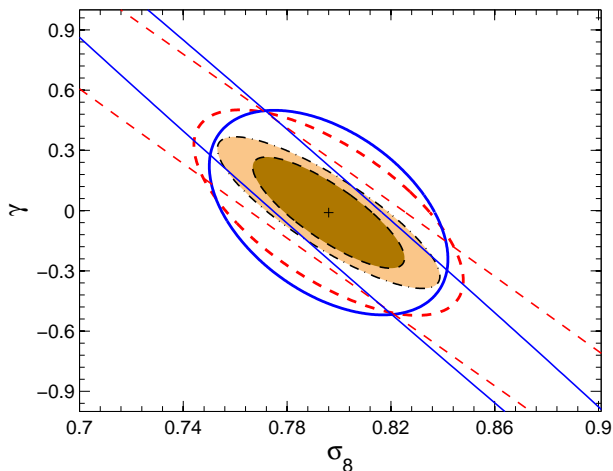


FIG. 2: Parameter degeneracy in the σ_8 - γ plane for a wedding cake survey with $f_{\text{time}} = 0.75$ and $r = 1/9$. The thick ellipses indicate constraints when mass follow-up is added, while the thin cigar-like ellipses are the constraints for a known (A_{SZ}, α) , but unknown cluster evolution. For these, the dashed lines are the constraints from the small area survey, while the solid lines are constraints from the large area survey. The light (dark) filled ellipse shows the combined constraint from the two surveys with mass follow-up (unknown evolution). Note that, the intersection of the two cigars give the tighter constraints.

with an angular resolution of θ_{fwhm} with a bolometric detector array of equivalent array-sensitivity (noise-equivalent temperature) σ_a . For a survey of area A and duration t_{obs} , the time spent on each of the $N_{\text{pix}} = A/\theta_{\text{fwhm}}^2$ sky-pixels is $t_{\text{pix}} = t_{\text{obs}}/N_{\text{pix}}$, giving a noise per sky-pixel of $\Delta_T = \sigma_a/\sqrt{t_{\text{pix}}}$. In particular, we assume a survey of area $A = 2000$ sq. deg. at 150 GHz with $\theta_{\text{fwhm}} = 1'$ and a duration of 10^7 seconds. We consider three cases for the array-sensitivity — 3.54, 10.61 and 21.21 $\mu\text{K}\sqrt{\text{s}}$. In perspective, for its 2008 season, the ACT had an array sensitivity of $\sim 34 \mu\text{K}\sqrt{\text{s}}$ at 148 GHz. These array sensitivities would correspond to flux limits of 2.7, 8.3, 16.6 and 26.7 mJy respectively for a single area of 2000 sq. deg. in the ACT survey. The SPT has similar configurations. Given a thermal noise Δ_T per sky-pixel, the flux limit is computed as follows: we assume that the SZ decrement/increment has to be integrated over roughly 30 pixels to detect a cluster, so the 5σ flux limit becomes $5\sqrt{30}\Delta_T$ converted from μK into mJy through the derivative of the blackbody function [27]. However, flux sensitivity may be limited by the covariant noise from CMB as well as confusion arising from point sources; we use a fixed (irrespective of how deep we go on a patch) limiting flux value of 2.5 mJy as an absolute lower cutoff.

The wedding cake survey.—

a) *No mass follow-up case.*— We illustrate the strength of a wedding cake survey by breaking the fidu-

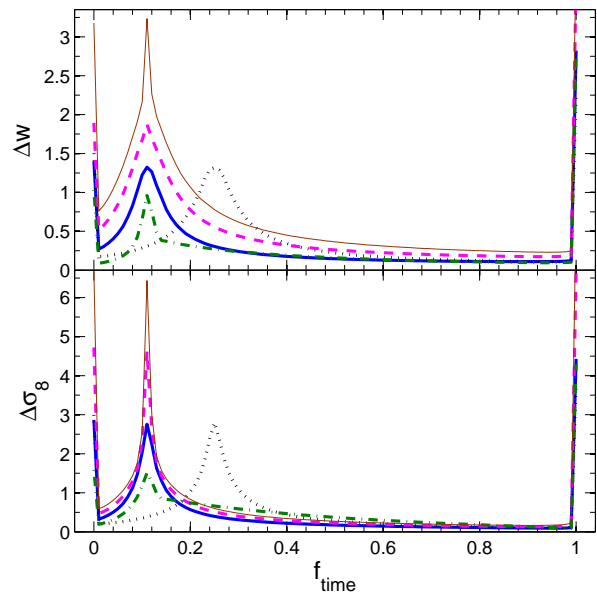


FIG. 3: Constraints on w (upper panel), and σ_8 (lower panel) from only number count observations for a two component survey design as a function f_{time} . The curves are plotted for - σ_a ($\mu\text{K}\sqrt{\text{s}}$) = 3.53, $r = 1/9$ (dot-dashed); $\sigma_a = 10.61$, $r = 1/9$ (solid); $\sigma_a = 21.21$, $r = 1/9$ (dashed), $\sigma_a = 10.61$ & $r = 1/4$ (dotted), and $\sigma_a = 31.83$ & $r = 1/9$ (thin).

cial 2000 deg² survey area into two patches keeping the total observing time fixed. We use f_{time} to denote the fraction of total time spent on the smaller area, and r to denote the ratio of the smaller to the larger survey area. Varying f_{time} amounts to different integration time on each patch and hence different flux limits. Different flux limits lead to changes in the shape of $\frac{dN}{dz}$ (see Figure 1), so that the two patches yield different parameter degeneracy directions. When the constraints are combined, the parameter degeneracies are effectively broken, leading to tight constraints on cosmological parameters. This is evident in Fig. 2 which illustrates how the notorious cosmology-cluster physics degeneracy (such as $\sigma_8 - \gamma$) can be broken. A two component survey constrains the cluster mass function at two different masses for a given redshift. This improves the constraints as it is equivalent to binning the clusters not only in redshift but also in the observable mass proxy [23], which provides more information for self-calibration. The marginalized constraints on w and σ_8 from an SZ survey like the ACT for various detector noise levels as a function of f_{time} are shown in Fig. 3. It shows that having a single sky area to a fixed depth with no prior knowledge of cluster parameters gives no constraints on cosmology, in qualitative agreement with previous work [16]. However, the constraints dramatically improve as soon as the survey is broken up into wide and deep parts. For our survey of total duration 10^7 s and with cluster yield $N_{\text{cl}} \sim (3200, 2700)$ for the wide and deep parts (for $f_{\text{time}} \sim 0.75$, $r = 1/9$ and $\sigma_a = 3.54 \mu\text{K}\sqrt{\text{s}}$) one can get $(\Delta\Omega_m, \Delta w, \Delta\sigma_8) = (0.105,$

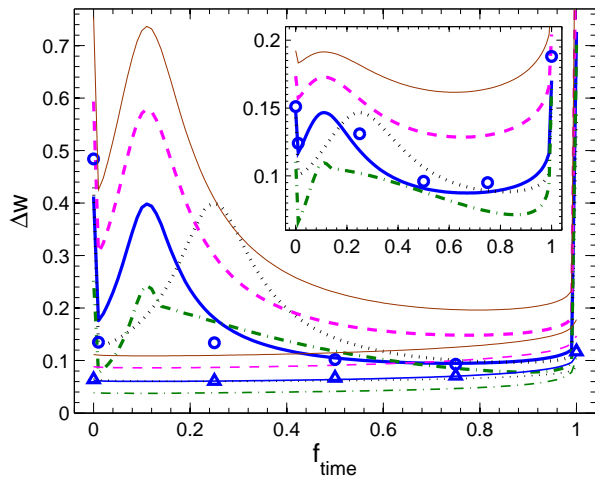


FIG. 4: Constraints on w in a wedding cake survey. The main figure shows the constraints when (A_{SZ}, α) are known. The *thick (thin)* curves correspond to an unknown (known) cluster evolution respectively. The inset displays constraints when $(A_{\text{SZ}}, \alpha, \gamma)$ are free parameters but mass follow-up is added. The curves are plotted for $\sigma_a (\mu\text{K}\sqrt{\text{s}}) = 21.21$, $r = 1/9$ (*dashed*); $\sigma_a = 10.61$, $r = 1/9$ (*solid*); $\sigma_a = 10.61$, $r = 1/4$ (*dot-dashed*), and $\sigma_a = 31.83$ & $r = 1/9$ (*thin*).

0.115, 0.116) just from $\frac{dN}{dz}$. For a similar exercise, a single depth survey of 2000 deg² with $N_{\text{cl}} \sim 7500$ would get $(\Delta\Omega_m, \Delta w, \Delta\sigma_8) = (0.772, 1.41, 3.31)$! Thus, moving to deep+wide survey acts like having an additional mass follow-up (or ‘self-calibration’) without any extra effort. Note that the bump at $f_{\text{time}} = 0.1$ for $r = 1/9$ corresponds to having the same flux limits for the two surveys such that the parameter degeneracies are the same and there is no improvement in the constraints. For a higher area ratio, $r = 1/4$, the bump is shifted to the right, as expected.

b) Mass follow-up vs wedding cake survey.— Our lack of knowledge in the evolution in the mass-observable relations can lead to cosmological constraints getting weaker by factors of 4 or more [17], which can be restored through either a mass follow-up program or using cluster bias as a proxy for mass (i.e, self-calibration). However, the former requires a costly follow-up effort and ‘unbiased’ mass estimators, while for the latter, one needs to be careful about scale dependent bias. Here, we put forward a simple solution for this problem. Following [16], we parameterize the redshift evolution of mass - observable relation with a factor $(1+z)^\gamma$ in the scaling relation. To start, we assume that A_{SZ} and α are known perfectly. Fig. 4 shows the constraints on w when γ is known/unknown. We find that a two component survey improves the constraints on w by a factor of 4 for the case when cluster evolution is unknown. This is mainly by breaking the degeneracy existing between the parameters γ and σ_8 . As shown in Table I, the constraints on w improve from 0.4 to 0.095 when we have a two component survey. Note, that the results from MCMC (triangles and circles in Fig. 4) confirm the trends seen from the Fisher pipeline. The inset in Fig. 4 shows the constraints obtained on the parameter w when both cluster structure and evolution is unknown but we have some information on all the three cluster parameters from mass follow-up, the currently preferred method for upcoming cluster surveys. The tightest constraints on w are obtained when the smaller patch is observed between 70% and 95% of the total time, depending of the array-sensitivity. Adding follow-up observations to cluster counts already breaks the degeneracy in cosmology-cluster physics, but a wedding cake design can still improve w constraints by a factor of 1.5 or more. Again, we confirm the trend seen in Fisher matrix forecasts with MCMC simulations. A detailed comparison of Fisher-vs-MCMC for cluster cosmology will be given in [28].

Discussion.— We have shown that by breaking up a cluster survey into a wide and a deep parts, tight cosmological constraints can be obtained without the need for costly mass follow-up observations or self-calibration, which may be limited by our understanding of scale-dependent bias. For different scenarios — having only number counts, having a follow-up survey, or known scaling relations with unknown redshift evolution, we always

TABLE I: Comparison of 1σ parameter constraints from a cluster survey of array- sensitivity $10.61 \mu\text{K}\sqrt{\text{s}}$ and duration 10^7 seconds. The boldface numbers with similar brackets are for easy comparison of a single component vs two component survey.

<i>Single area (2000 deg²) survey</i>			
Parameter	A, α, γ unknown	γ unknown	with follow-up
$\Delta\Omega_m$	0.676	0.019	0.032
Δw	1.343	(0.400)	[0.147]
$\Delta\sigma_8$	2.849	0.121	0.028
<i>Wedding cake (1800+200 deg²) survey</i>			
Parameter	A, α, γ unknown	γ unknown	with follow-up
$\Delta\Omega_m$	0.105	0.009	0.030
Δw	[0.115]	(0.095)	0.088
$\Delta\sigma_8$	0.116	0.019	0.028

find an improvement in the constraints on the dark energy equation of state w . Our findings are summarized in Table I, which clearly shows that a two component survey is always superior to a single area survey. For an SZ survey like the ACT, just number count observations with the two component design are capable of constraining cosmology very well ($\Delta\Omega_m = 0.105$, $\Delta w = 0.115$ and $\Delta\sigma_8 = 0.116$), when a single area approach would produce cosmologically uninteresting constraints. These results can be further improved by having follow-up observations of ~ 100 clusters. A wedding cake survey is also able to effectively break the degeneracy between non-standard evolution γ and σ_8 , and provide factors of several improvements in constraints over a single area survey (third column of Table I).

With the advent of a large number of surveys in the near future, we should be able to use clusters as independent probes of cosmology. Precision cluster cosmology is traditionally thought to require either a good understanding of cluster physics, or detailed mass follow-up observations of a fraction of the detected clusters. We show that having a wedding cake survey strategy is an effective way to beat down cosmological parameter degeneracies. Our work provides an important new insight into developing future SZ survey designs.

The authors would like to thank David Spergel for discussions. SM also thanks Anya Chaudhuri, Christoph Pfrommer and Joe Mohr for many discussions on scaling relations over the years.

[1] G. Holder, Z. Haiman, and J. J. Mohr, *ApJ* **560**, L111 (2001), arXiv:astro-ph/0105396.
[2] L. Wang and P. J. Steinhardt, *ApJ* **508**, 483 (1998), arXiv:astro-ph/9804015.
[3] E. S. Levine, A. E. Schulz, and M. White, *ApJ* **577**, 569 (2002), arXiv:astro-ph/0204273.
[4] J. Weller, R. A. Battye, and R. Kneissl, *Physical Review Letters* **88**, 231301 (2002), arXiv:astro-ph/0110353.

[5] W. Hu, *Phys. Rev. D* **67**, 081304(R) (2003), arXiv:astro-ph/0301416.
[6] M. Lima and W. Hu, *Phys. Rev. D* **70**, 043504 (2004), arXiv:astro-ph/0401559.
[7] M. D. Gladders, H. K. C. Yee, S. Majumdar, L. F. Barrientos, H. Hoekstra, P. B. Hall, and L. Infante, *ApJ* **655**, 128 (2007), arXiv:astro-ph/0603588.
[8] E. Rozo, R. H. Wechsler, B. P. Koester, T. A. McKay, A. E. Evrard, D. Johnston, E. S. Sheldon, J. Annis, and J. A. Frieman, *ArXiv Astrophysics e-prints* (2007), arXiv:astro-ph/0703571.
[9] H. Ebeling, A. C. Edge, S. W. Allen, C. S. Crawford, A. C. Fabian, and J. P. Huchra, *MNRAS* **318**, 333 (2000), arXiv:astro-ph/0003191; H. Ebeling, A. C. Edge, and J. P. Henry, *ApJ* **553**, 668 (2001), arXiv:astro-ph/0009101; A. Vikhlinin, B. R. McNamara, W. Forman, C. Jones, H. Quintana, and A. Hornstrup, *ApJ* **502**, 558 (1998), arXiv:astro-ph/9803099; H. Böhringer, P. Schuecker, L. Guzzo, C. A. Collins, W. Voges, R. G. Cruddace, A. Ortiz-Gil, G. Chincarini, S. De Grandi, A. C. Edge, et al., *A&A* **425**, 367 (2004), arXiv:astro-ph/0405546.
[10] Z. Staniszewski et al., *ApJ* **701**, 32 (2009), 0810.1578.
[11] A. D. Hincks et al., *ArXiv e-prints* (2009), 0907.0461.
[12] M. Postman, L. M. Lubin, J. E. Gunn, J. B. Oke, J. G. Hoessel, D. P. Schneider, and J. A. Christensen, *AJ* **111**, 615 (1996), arXiv:astro-ph/9511011.
[13] B. P. Koester et al., *ApJ* **660**, 239 (2007), arXiv:astro-ph/0701265.
[14] D. Wittman, I. P. Dell'Antonio, J. P. Hughes, V. E. Margoniner, J. A. Tyson, J. G. Cohen, and D. Norman, *ApJ* **643**, 128 (2006), arXiv:astro-ph/0507606.
[15] Zitrin, A., Broadhurst, T., Rephaeli, Y., & Sadeh, S. 2009, arXiv:0907.4232
[16] S. Majumdar and J. J. Mohr, *ApJ* **613**, 41 (2004), arXiv:astro-ph/0305341.
[17] S. Majumdar and J. J. Mohr, *ApJ* **585**, 603 (2003), arXiv:astro-ph/0208002.
[18] J. D. Younger, Z. Haiman, G. L. Bryan, and S. Wang, *ApJ* **653**, 27 (2006), arXiv:astro-ph/0605204.
[19] B. A. Reid and D. N. Spergel, *ApJ* **651**, 643 (2006), arXiv:astro-ph/0601133.
[20] A. Chaudhury and S. Majumdar, In preparation.
[21] R. A. Battye and J. Weller, *MNRAS* **362**, 171 (2005), arXiv:astro-ph/0410392.
[22] A. Jenkins, C. S. Frenk, S. D. M. White, J. M. Colberg, S. Cole, A. E. Evrard, H. M. P. Couchman, and N. Yoshida, *MNRAS* **321**, 372 (2001), arXiv:astro-ph/0005260.
[23] M. Lima and W. Hu, *Phys. Rev. D* **72**, 043006 (2005), arXiv:astro-ph/0503363.
[24] M. Bonamente, M. Joy, S. J. LaRoque, J. E. Carlstrom, D. Nagai, and D. P. Marrone, *ApJ* **675**, 106 (2008), 0708.0815.
[25] M. Tegmark, A. N. Taylor, and A. F. Heavens, *ApJ* **480**, 22 (1997), arXiv:astro-ph/9603021.
[26] A. Lewis and S. Bridle, *Phys. Rev. D* **66**, 103511 (2002), arXiv:astro-ph/0205436.
[27] M. White and S. Majumdar, *ApJ* **602**, 565 (2004), arXiv:astro-ph/0308464.
[28] S. Khedekar and S. Majumdar, In preparation.