

Comparison between two mobile absolute gravimeters: optical versus atomic interferometers

S. Merlet, Q. Bodart, N. Malossi*, A. Landragin and
F. Pereira Dos Santos¹ and O. Gitlein, L. Timmen²

¹*LNE-SYRTE, Observatoire de Paris, CNRS et UPMC,
61 avenue de l'Observatoire, 75014 Paris, FRANCE*

²*Institut für Erdmessung, Leibniz Universität of Hannover,
Scheinderberg 50, 30167 Hannover, GERMANY*

Abstract

We report a comparison between two absolute gravimeters: the LNE-SYRTE cold atoms gravimeter and FG5#220 of Leibniz Universität of Hannover. They rely on different principles of operation : atomic and optical interferometry. Both are movable which enabled them to participated to the last International Comparison of Absolute Gravimeters (ICAG'09) at BIPM. Immediately after, their bilateral comparison took place in the LNE watt balance laboratory and showed an agreement of $4.3 \pm 6.4 \mu\text{Gal}$.

* Present address: Dipartimento di Fisica Enrico Fermi, Università di Pisa, L. Pontecorvo 3, I-56127, ITALY

I. INTRODUCTION

Over the last two decades inertial sensors based on atom interferometry have been realized. In particular, cold atoms gravimeters [1] have reached performances that compare favorably with "classical" corner cube gravimeters both in terms of sensitivity [2, 3] and accuracy. The first and unique comparison between atomic and optical gravimeters [4] has shown an agreement between the sensors ($7 \pm 7 \mu\text{Gal}$ [5] difference). In this paper, we present the result of such a comparison, realized between the cold atom gravimeter (CAG) developed by LNE-SYRTE in the frame of the French watt balance project [6] and the FG5#220 of Leibniz Universität of Hannover (LUH) [7]. Both rely on the measurement of the trajectory of free falling bodies (corner cube for FG5 and ^{87}Rb atoms for CAG). With respect to [4], both sensors are mobile which makes regular comparison in various sites possible. Such comparisons between instruments based on different technologies are of fundamental interest for accurate metrology of g . This motivated the participation of both devices to ICAG'09 and the subsequent bilateral comparison presented in this paper. For this purpose, both sensors were moved from BIPM to the gravimetry room (GR) of the LNE watt balance laboratory [8], where they performed simultaneous gravity measurements.

II. EXPERIMENTAL SETUPS

The CAG is an improved version of a prototype described in [2] which reached a short term sensitivity to acceleration of $1.4 \times 10^{-8}g$ at 1 s. It is composed of three parts : a dropping chamber on its isolation platform (fig. 1), a compact optical bench ($60 \times 90 \text{ cm}^2$) [9] and two 2 m lab racks for the electronic control. The Earth's acceleration measurement is deduced from the phase difference between the two paths of an interferometer realized with cold atoms. The FG5 absolute gravimeter of LUH is a state-of-the-art commercial gravimeter which is essentially a modified Mach-Zender "in-line" interferometer as described in [10].

III. RESULTS

Gravimeters performed simultaneously all the night in the well characterized GR room [8]. The FG5#220 was located on point GR_{29} with one drop per 30 s. The result transferred

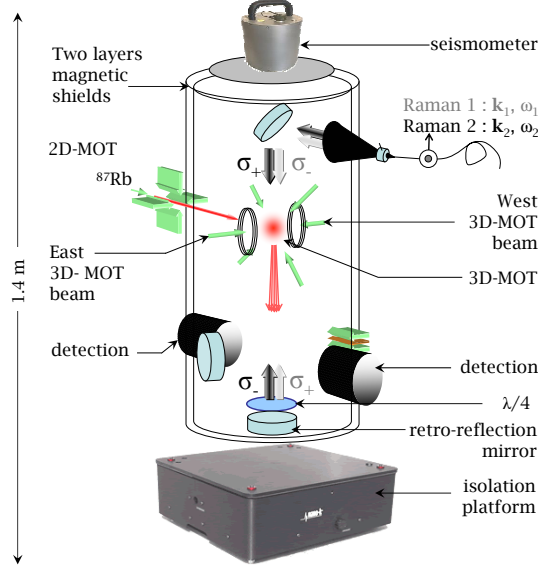


FIG. 1: Scheme of the CAG set-up. The drop chamber made of titanium is placed onto a passive isolation platform. Atoms are first trapped in a Magneto Optical Trap (MOT), cooled with optical molasses and released. During the free fall, the interferometer is realized with vertical Raman laser beams. The g measurement is determined from the interferometer phase shift.

device	point	g	U_A	U_B
		$/\mu\text{Gal}$	$/\mu\text{Gal}$	$/\mu\text{Gal}$
CAG	GR_{40}	980 890 744.8	5.9	0.7
FG5#220	GR_{29}	980 890 742.6	2.0	1.0
CG5	$GR_{40}-GR_{29}$	6.5	0.1	1.0
CAG – FG5#220	GR_{40}	-4.3	6.2	1.6

TABLE I: Gravity results at 120 cm height.

at 120 cm is reported in Table I. The CAG was on point GR_{40} , measuring at the high cycling rate of 3 Hz. Its result, also transferred at 120 cm, is reported in Table I. The two points GR_{40} and GR_{29} are 2.12 m apart and the tie between them, obtained with a Scintrex CG5, is $g_{GR_{40}} - g_{GR_{29}} = 6.5 \pm 1.0 \mu\text{Gal}$ at the height of 120 cm [8]. Transferred on point GR_{40} at 120 cm, the difference between the devices is $4.3 \pm 6.4 \mu\text{Gal}$. The g measurements uncorrected from tides are displayed on figure 2. The stability is characterized by the Allan standard deviation of the tide-corrected g measurements (fig. 3).

Despite different vibration isolation systems and repetition rates, the signal dispersions

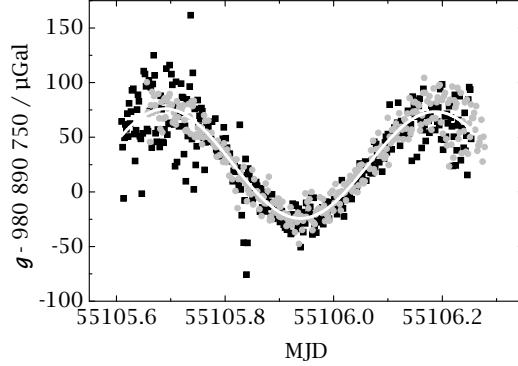


FIG. 2: Earth’s gravity variation g during the night from the 1st to the 2^d of October 2009 on site GR at LNE. Dots represent average data over 2 min 30 s (black squares: FG5#220, gray circles: CAG). Tidal variation is plotted as a white line on the data.

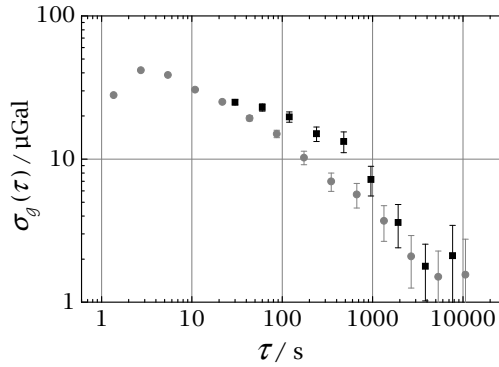


FIG. 3: Allan standard deviation of the corrected signals: FG5#220 (black squares), CAG (gray circles).

are similar except during first hours of the comparison. This reflects in the comparable statistical uncertainties and on the figure 3. Measurements are found to be less noisy after midnight due to the drastic reduction of the human activity. The CAG’s g determination is based on four successive configurations measurement in order to reject the bias due to the two photon light shift [11]. This degrades the sensitivity by a factor $\sqrt{10}$. Better sensitivity could also be obtained with the FG5 if performing with one drop per 10 s rather than 30 s chosen to preserve the device.

Rotating the CAG by 180° around the vertical axis, we measured a Coriolis shift of $6.5 \pm 0.5 \mu\text{Gal}$. Varying the temperature of the atoms enabled us to evaluate the bias due to wavefront aberrations [12] to $3.0 \pm 3.0 \mu\text{Gal}$. During this comparison, the insufficient

rigidity of the mechanical structure resulted in a relatively large vertical alignment bias of $4.5 \pm 4.5 \mu\text{Gal}$. The final accuracy was $5.9 \mu\text{Gal}$. In [10] the manufacturer performed an error budget analysis of the FG5-system, leading to a total uncertainty of $1.1 \mu\text{Gal}$. From numerous comparisons with other absolute gravimeters since 2002, the LUH group estimates the accuracy of their device to be $2.0 \mu\text{Gal}$ [7, 13]. The g result measured by FG5#220 on point GR_{29} agree with the mean of previous measurements performed with other FG5s on the same point, in October 2006 [14] (difference of $1.9 \pm 2.9 \mu\text{Gal}$).

IV. CONCLUSION AND DISCUSSION

We have compared two different mobile absolute gravimeters and found an agreement of $4.3 \pm 6.4 \mu\text{Gal}$. More such comparisons will be realized in the future while striving to improve the accuracy of the CAG down to $1 \mu\text{Gal}$. Already, the vertical alignment bias has been reduce to $0.0 \pm 0.5 \mu\text{Gal}$. These comparisons will benefit from the mobility of such atomic sensors. Transportability is an important and original feature of the CAG, which is necessary for regular participation to comparison campaigns. Nevertheless, CAG is still a laboratory device but such comparison and even more on field gravimetric measurements will benefit from development of such more compact gravimeter as described in [15].

Acknowledgments

We would like to thank IFRAF and ESF (EuroQUASAR) for financial support. Q.B thanks CNES for supporting his work.

References

-
- [1] M. Kasevich and S. Chu, Measurement of the Gravitational Acceleration of an Atom with a Light-Pulse Atom Interferometer, *Appl. Phys. B* **54**, (1992) 321-332 .

- [2] J. Le Gouët, T. E. Mehlstäubler, J. Kim, S. Merlet, A. Clairon, A. Landragin and F. Pereira Dos Santos, Limits to the sensitivity of a low noise compact atomic interferometer, *Appl. Phys. B* **92**, (2008) 133-144.
- [3] H. Müller, S. W. Chiow, S. Herrmann and S. Chu, Atom-Interferometry Tests of the Isotropy of Post-Newtonian Gravity, *PRL* **100**, (2008) 031101.
- [4] A. Peters, K.Y. Chung and S. Chu, High-precision gravity measurements using atom interferometry, *Metrologia* **38**, (2001) 25-61.
- [5] $1 \mu\text{Gal}=10^{-8}\text{m.s}^{-2}$.
- [6] G. Genevès, P. Gournay, A. Gosset, M. Lecollinet, F. Villar, P. Pinot, P. Juncar, A. Clairon, A. Landragin, D. Holleville, F. Pereira Dos Santos, J. David, M. Besbes, F. Alves, L. Chassagne and S. Topsu, The BNM Watt Balance Project, *IEEE Trans. on Inst. and Meas.* **54(2)**, (2005) 850-853.
- [7] L. Timmen, *Science of Geodesy, Advances and Future Directions*, ed. Xu Guochang, Springer (publication date 2010).
- [8] S. Merlet, A. Kopaev, M. Diament, G. Genevès, A. Landragin and F. Pereira Dos Santos, Micro-gravity investigations for the LNE watt balance project, *Metrologia* **45**, (2008) 265-274.
- [9] P. Cheinet, F. Pereira Dos Santos, T. Petelski, J. Le Gouët, J. Kim, K.T. Therkildsen, A. Clairon and A. Landragin, Compact laser system for atom interferometry, *Appl. Phys. B* **84**, (2006) 643-646.
- [10] T. M. Nieubauer, G. S. Sasagawa, J. E. Faller, R. Hilt and F. Klopping, A new generation of absolute gravimeters, *Metrologia* **32**, (1995) 159-180.
- [11] A. Gauguier, T. E. Mehlstäubler, T. Lévêque, J. Le Gouët, W. Chaibi, B. Canuel, A. Clairon, F. Pereira Dos Santos and A. Landragin, Off-resonant Raman transitions impact in an atom interferometer, *Phys. Rev. A* **78**, (2008) 043615.
- [12] J. Fils, F. Leduc, Ph. Bouyer, D. Holleville, N. Dimarcq, A. Clairon and A. Landragin, Influence of optical aberrations in an atomic gyroscope, *Eur. Phys. J. D.* **36**, (2005) 257-260.
- [13] L. Timmen, O. Gitlein, J. Müller, H. Denker, J. Mäkinen, M. Bilker, B.R. Pettersen, D.I. Lysaker, O.C.D. Omang, J.G.G. Svendsen, H. Wilmes, R. Falk, A. Reinhold, W. Hoppe, H-G. Scherneck, B. Engen, B.G. Harsson, A. Engfeldt, M. Lilje, G. Strykowski, R. Forsberg, *Geodetic Deformation Monitoring: From Geophysical to Engineering Roles*, IAG Symp. **131**

- eds. F. Sanso, A. J. Gil (Springer), (2006) 193–199.
- [14] S. Merlet, O. Francis, V. Palinkas, J. Kostelecky, N. Le Moigne, T. Jacobs and G. Genevès, Absolute Gravity Measurement at LNE, (TG-SMM 2007) Symp. Proc. (St Petersburg), 173–174.
- [15] Q. Bodart, S. Merlet, N. Malossi, F. Pereira Dos Santos, P. Bouyer and A. Landragin, A cold atom pyramidal gravimeter with a single laser beam, *Appl. Phys. Lett.* **96**, (2010) 134101 .