

# Conditional Sampling for Max-Stable Random Fields\*

Yizao Wang and Stilian A. Stoev<sup>†</sup>

October 31, 2018

## Abstract

Max-stable random fields play a central role in modeling extreme value phenomena. Their conditional distributions, however, are notoriously difficult to handle. This makes the prediction problem for such random fields a formidable challenge. Here, we obtain an explicit formula for the conditional probability in general max-linear models, which include a large class of max-stable random fields. As a consequence, we develop an algorithm for efficient and exact sampling from the conditional distributions. Our method provides a computational solution to the difficult prediction problem for max-stable random fields with discrete spectrum. This work offers new tools and a new perspective to many statistical inference problems for spatial extremes, arising, for example, in meteorology, geology, and environmental applications. The results are illustrated with simulated and real data.

## 1 Introduction

### 1.1 Motivation

Max-stable stochastic processes and random fields are fundamental statistical models for the dependence of extremes. This is because they arise in the limit of rescaled maxima. Indeed, consider the component-wise maxima

$$M_t^{(n)} = \max_{j=1,\dots,n} \xi_t^{(j)}, \quad t \in T$$

---

\*Technical Report 509, Department of Statistics, the University of Michigan, Ann Arbor, U.S.A.

<sup>†</sup>*Address:* Department of Statistics, The University of Michigan, 439 W. Hall, 1085 S. University, Ann Arbor, MI 48109–1107. U.S.A. E-mails: [yizwang](mailto:yizwang), [sstoev@umich.edu](mailto:sstoev@umich.edu).

of independent realizations  $\{\xi_t^{(j)}\}_{t \in T}$ ,  $j = 1, \dots, n$  of a random field  $\xi = \{\xi_t\}_{t \in T}$ . If the random field  $\{M_t^{(n)}\}_{t \in T}$  converges in law, as  $n \rightarrow \infty$ , under judicious normalization, then its limit  $X = \{X_t\}_{t \in T}$  is necessarily *max-stable* (see e.g. [22] and [13]).

Therefore, the max-stable processes (random fields, resp) are as important to extreme value theory as are the Gaussian process to the classical statistical theory based on the Central Limit Theorem. The multivariate max-stable laws and processes have been studied extensively in the past 30 years. See e.g. [1], [11], [12], [15], [17], [24], [8], [9], [29], [19], [30], among many others.

The modeling and parameter estimation of the univariate marginal distributions of the extremes has been studied extensively (see e.g. [10], [13], [23] and the references therein). Many of the recent developments in this domain focus on the characterization, modeling and estimation of the dependence for multivariate extremes. In this context, building adequate max-stable processes and random fields play a key role. See e.g. [14], [2], [25], [26], [5], and [20].

Our present work is motivated by an important and long-standing challenge, namely, the prediction for max-stable random processes and fields. Suppose that one already has a suitable max-stable model for the dependence structure of a random field  $\{X_t\}_{t \in T}$ . The field is observed at several locations  $t_1, \dots, t_n \in T$  and one wants to *predict* the values of the field  $X_{s_1}, \dots, X_{s_m}$  at some other locations. The optimal predictors involve the *conditional distribution* of  $\{X_t\}_{t \in T}$ , given the data. Even if the finite-dimensional distributions of the field  $\{X_t\}_{t \in T}$  are available in analytic form, it is typically impossible to obtain a closed-form solution for the conditional distribution. Naïve Monte Carlo approximations are not practical either since they involve conditioning on events of infinitesimal probability, which leads to mounting errors and computational costs.

Prior studies by [8], [9] and [5], among others, have shown that the prediction problem in the max-stable context is a formidable challenge, which does not have an elegant analytical solution. On the other hand, the growing popularity and use of max-stable processes in various applications, make this an important problem. This motivated us to seek a *computational* solution.

In this work, we develop theory and methodology for sampling from the conditional distributions of spectrally discrete max-stable models. More precisely, we provide an algorithm that can generate efficiently *exact* independent samples from the *regular conditional probability* of  $(X_{s_1}, \dots, X_{s_m})$ , given the values  $(X_{t_1}, \dots, X_{t_n})$ . For the sake of simplicity, we write

$\mathbf{X} = (X_1, \dots, X_n) \equiv (X_{t_1}, \dots, X_{t_n})$ . The algorithm applies to the general *max-linear model*:

$$X_i = \max_{j=1, \dots, p} a_{i,j} Z_j \equiv \bigvee_{j=1}^p a_{i,j} Z_j, i = 1, \dots, n. \quad (1)$$

where the  $a_{i,j}$ 's are known nonnegative constants and the  $Z_j$ 's are independent continuous nonnegative random variables. Any multivariate max-stable distribution can be approximated arbitrarily well via a max-linear model with sufficiently large  $p$ .

The main idea is to first generate samples from the *regular conditional probability* distribution of  $\mathbf{Z} \mid \mathbf{X} = \mathbf{x}$ , where  $\mathbf{Z} = (Z_j)_{j=1, \dots, p}$ . Then, the conditional distributions of

$$X_{s_k} = \bigvee_{j=1}^p b_{k,j} Z_j, 1 \leq k \leq m,$$

given  $\mathbf{X} = \mathbf{x}$  can be readily obtained, for any  $b_{k,j}$ 's.

Observe that if  $\mathbf{X} = \mathbf{x}$ , then (1) implies certain natural equality and inequality constraints on the  $Z_j$ 's. More precisely, (1) gives rise to a set of so-called *hitting scenarios*. In each hitting scenario, a subset of the  $Z_j$ 's equal, in other words *hit*, their upper bounds and the rest of the  $Z_j$ 's can take arbitrary values in certain open intervals. We will show that the regular conditional probability of  $\mathbf{Z} \mid \mathbf{X} = \mathbf{x}$  is a weighted mixture of the various distributions of the vector  $\mathbf{Z}$ , under all possible hitting scenarios corresponding to  $\mathbf{X} = \mathbf{x}$ .

The resulting formula, however, involves determining *all* hitting scenarios, which becomes computationally prohibitive for large and even moderate values of  $p$ . This issue is closely related to the NP-hard *set-covering problem* (see e.g. [3]).

Fortunately, further detailed analysis of the probabilistic structure in the max-linear models allows us to obtain a different formula of the regular conditional probability (Theorem 2). It yields an exact and computationally efficient algorithm, which in practice can handle complex max-linear models with  $p$  in the order of thousands, on a conventional desktop computer. The algorithm is implemented in R ([21]), with the core part written in C/C++, and a software package is freely available at <http://www.stat.lsa.umich.edu/~yizwang/software/maxLinear/>. We also used R package *fields* ([16]) to generate some of the figures in this paper.

The performance of our algorithm is illustrated in Section 3.1 over discretized versions of the moving maxima random field model of [14]. The

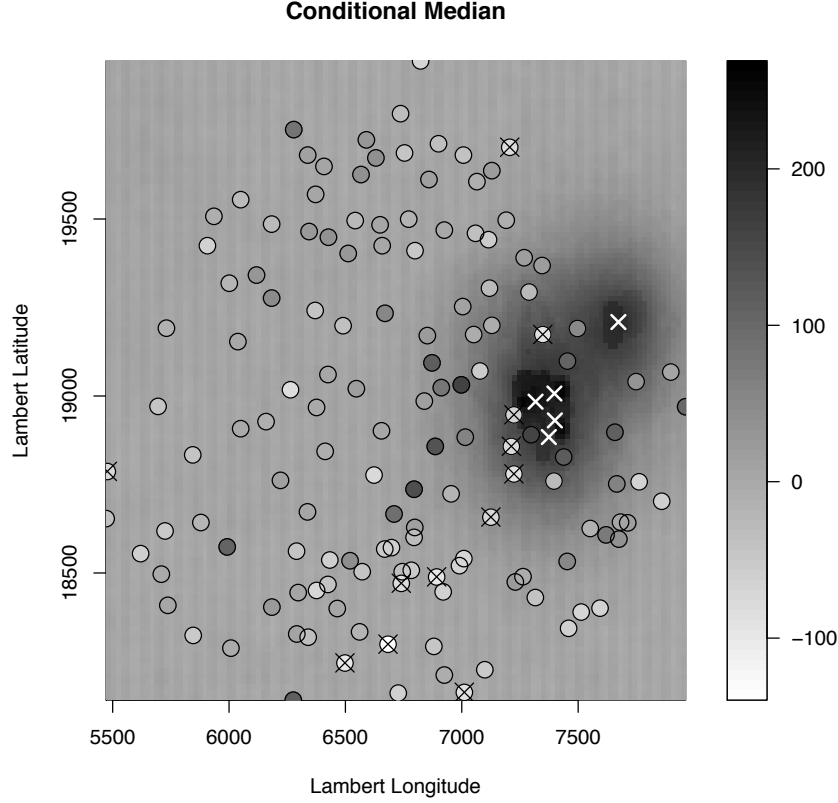


Figure 1: Maxima of daily rainfall in Bourgogne, France over 51 years (1953–2003), indicated by the small circles: the darker shades of gray correspond to larger values. The seasonality, and mountain effects have been removed and the random field was standardized to have Gumbel marginals (hence the presence of a few negative values). The heat-map shows the conditional median for a two-component de Haan–Pereira mixture model (Section 3.2). The crosses indicate the locations of the  $n = 5$  *observed* stations and the solid circles the remaining  $m = 141$  stations. Observe that the (standardized) rainfall maxima agree with the conditional median (background) for many stations.

algorithm applies in the same way to many complex models. For example, by combining several independent de Haan–Pereira max-linear models one obtains an instance of the so-called *mixed moving maxima* (or M3-type)

random fields. They are more flexible and better suited to modeling real data than the simple moving maxima. Figure 1 illustrates the conditional median for such a model applied to 51-year rainfall maxima measured at 146 locations in Bourgogne, France. We conditioned on the 5 stations with largest maxima. Our goal here is not to develop new models or inference techniques, but to provide practical tools for the computational solution of the challenging prediction problem in spatial extremes. Nevertheless, the parameters for the two-component mixture model in this figure were carefully selected by using a cross-validation technique involving the maxima at all 146 stations. For more details on the simulated and real data examples, see Sections 3.1 and 3.2 below.

## 1.2 Multivariate Max-Stable Distributions: a Brief Review

Consider a general max-stable process  $X = \{X_t\}_{t \in T}$ , indexed by a set  $T$  (e.g.  $T = [0, 1], \mathbb{R}, \mathbb{R}^d$  or  $\mathbb{Z}^d$ ). We shall assume that the finite-dimensional distributions of  $X$  are known and the ultimate goal is to study the conditional distribution of  $X$ . For convenience and without loss of generality, we focus on max-stable processes  $X$  with  $\alpha$ -Fréchet marginals, such that all max-linear combinations

$$\xi = \max_{j=1, \dots, n} a_j X_{t_j} \equiv \bigvee_{i=1}^n a_j X_{t_j}, \quad a_j > 0, \quad t_j \in T,$$

have the  $\alpha$ -Fréchet distribution:

$$\mathbb{P}(\xi \leq x) = \exp\{-\sigma_\xi^\alpha x^{-\alpha}\}, \quad x \in (0, \infty),$$

where  $\alpha > 0$  and scale coefficient  $\sigma_\xi > 0$ . Any max-stable process can be related to such an  $\alpha$ -Fréchet process by simple transformation of the marginals (see e.g. [29]).

Essentially all max-stable processes  $\{X_t\}_{t \in T}$  admit the following *extremal integral representation*:

$$\{X_t\}_{t \in T} \stackrel{d}{=} \left\{ \int_S^e f_t(s) M_\alpha(ds) \right\}_{t \in T}, \quad (2)$$

where the  $f_t$ 's are nonnegative, measurable deterministic functions defined on a suitable measure space  $(S, \mu)$  and such that  $\int_S f_t^\alpha(s) \mu(ds) < \infty$ . Here  $M_\alpha$  is an  $\alpha$ -Fréchet random sup-measure with control measure  $\mu$ . The extremal integral  $\int_S^e f dM_\alpha$  can be defined for all  $f \in L^\alpha(S, \mu)$ ,  $f \geq 0$ , as

the limit in probability of extremal integrals of simple functions. For more details, see [29] and the seminal work [12] for an alternative treatment.

The functions  $\{f_t\}_{t \in T}$  are called the *spectral functions* of the process  $\{X_t\}_{t \in T}$ . They determine the finite-dimensional distributions of  $\{X_t\}_{t \in T}$ :

$$\mathbb{P}(X_{t_1} \leq a_1, \dots, X_{t_n} \leq a_n) = \exp \left\{ - \left\| \bigvee_{i=1}^n f_{t_i}/a_i \right\|_\alpha^\alpha \right\}.$$

for all  $t_i \in T$ ,  $a_i \in \mathbb{R}_+$ ,  $i = 1, \dots, n$ . A popular equivalent representation of multivariate max-stable laws is as follows:

$$\mathbb{P}(X_{t_1} \leq a_1, \dots, X_{t_n} \leq a_n) = \exp \left\{ - \int_{\mathbb{S}_+^{n-1}} \left( \bigvee_{i=1}^n w_i/a_i \right)^\alpha \Gamma(d\mathbf{w}) \right\}.$$

Here  $\mathbb{S}_+^{n-1} = \{\mathbf{w} = (w_i)_{i=1}^n \in \mathbb{R}^n : 0 \leq w_j \leq \max_{i=1, \dots, n} w_i = 1\}$  is the positive unit sphere in the sup-norm, and  $\Gamma$  is a unique finite measure on  $\mathbb{S}_+^{n-1}$  called the *spectral measure* of the distribution (see e.g. [22, 13]).

Any multivariate max-stable vector  $(X_{t_j})_{j=1}^n$  can be approximated arbitrarily well (in probability) by discretizing the extremal integral:

$$X_{t_i} = \int_S^e f_{t_i}(s) M_\alpha(ds) \approx \bigvee_{j=1}^p a_{i,j} Z_j, \quad (3)$$

where  $Z_j$ ,  $j = 1, \dots, p$  are independent standard  $\alpha$ -Fréchet variables and  $a_{i,j} \geq 0$ . This is equivalent to considering multivariate max-stable vectors with discrete spectral measures concentrated on  $p$  points on the unit sphere  $\mathbb{S}_+^{n-1}$ . The error of approximation, moreover, can be controlled explicitly through convenient probability metrics [29].

In this paper we shall focus on the class of *discrete* max-stable processes:

$$X_t := \bigvee_{j=1}^p \phi_j(t) Z_j, \quad t \in T,$$

where the  $\phi_j(t)$ 's are non-negative deterministic functions. These processes are also referred to as the *spectrally discrete* since so are their spectral measures  $\Gamma$ . By taking sufficiently large  $p$ 's and with judicious  $\phi_j(t)$ 's, one can build flexible models that can replicate the behavior of an arbitrary max-stable process. From this point of view, a satisfactory computational solution must be able to deal with max-linear models with large  $p$ .

The treatment of the conditional distributions of general spectrally continuous max-stable processes requires different tools and still remains an open problem, to the best of our knowledge. As we shall see, the solution in the discrete case, although complete, is already quite involved.

## 2 Conditional Probability in Max-Linear Models

### 2.1 Intuition and Basic Theory

Consider the max-linear model in (1). We shall write:

$$\mathbf{X} = A \odot \mathbf{Z}, \quad (4)$$

where  $A = (a_{i,j})_{n \times p}$  is a matrix with nonnegative entries,  $\mathbf{X} = (X_i)_{i=1}^n$  and  $\mathbf{Z} = (Z_j)_{j=1}^p$  are column vectors. We assume that the  $Z_j$ 's,  $j = 1, \dots, p$ , are independent nonnegative random variables having probability densities.

In this section, we provide an explicit formula for the *regular conditional probability* of  $\mathbf{Z} = (Z_1, \dots, Z_p)$  w.r.t.  $\mathbf{X} = (X_1, \dots, X_n)$  (see Theorem 1 below and the Appendix for a precise definition). The computational efficiency is addressed in Section 2.2, where we will provide another formula. We start with some intuition and notation. Throughout this paper, we assume that the matrix  $A$  has at least one nonzero entry in each of its rows and columns. This will be referred as *Assumption A*.

Observe that if  $\mathbf{x} = A \odot \mathbf{z}$  with  $\mathbf{x} \in \mathbb{R}_+^n$ ,  $\mathbf{z} \in \mathbb{R}_+^p$ , then

$$0 \leq z_j \leq \hat{z}_j \equiv \hat{z}_j(A, \mathbf{x}) \equiv \min_{1 \leq i \leq n} x_i / a_{i,j}, \quad j = 1, \dots, p. \quad (5)$$

That is, the max-linear model (4) imposes certain inequality and equality constraints on the  $Z_j$ 's, given a set of *observed*  $X_i$ 's. Namely, some of the upper bounds  $\hat{z}_j(A, \mathbf{x})$  in (5) must be attained, or hit, i.e.,  $z_j = \hat{z}_j(A, \mathbf{x})$  in such a way that

$$x_i = a_{i,j(i)} z_{j(i)}, \quad i = 1, \dots, n,$$

with judicious  $j(i) \in \{1, \dots, p\}$ . Write

$$C(A, \mathbf{x}) := \{\mathbf{z} \in \mathbb{R}_+^p : \mathbf{x} = A \odot \mathbf{z}\},$$

and note that the conditional distribution of  $\mathbf{Z} \mid \mathbf{X} = \mathbf{x}$  concentrates on the set  $C(A, \mathbf{x})$ . Observe further that:

- Every  $\mathbf{z} \in C(A, \mathbf{x})$  corresponds to a set of *active* constraints  $J \subset \{1, \dots, p\}$ , which we refer to as a *hitting scenario* of  $(A, \mathbf{x})$ , such that

$$z_j = \hat{z}_j(A, \mathbf{x}), \quad j \in J \text{ and } z_j < \hat{z}_j(A, \mathbf{x}), \quad j \in J^c. \quad (6)$$

Observe that if  $j \notin J$ , then there are no further constraints and  $z_j$  can take any value in  $[0, \hat{z}_j)$ , regardless of the values of the other components of the vector  $\mathbf{z} \in C(A, \mathbf{x})$ .

- Every value  $\mathbf{x}$  may give rise to many different hitting scenarios  $J \subset \{1, \dots, p\}$ . Let  $\mathcal{J}(A, \mathbf{x})$  denote the collection of all such  $J$ 's. We refer to  $\mathcal{J}(A, \mathbf{x})$  as to the *hitting distribution* of  $\mathbf{x}$  w.r.t.  $A$ :

$$\mathcal{J}(A, \mathbf{x}) \equiv \left\{ J \in \{1, \dots, p\} : \text{exist } \mathbf{z} \in C(A, \mathbf{x}), \text{ such that (6) holds} \right\}.$$

The hitting distribution  $\mathcal{J}(A, \mathbf{x})$  contains at most only finite elements and thus can always be identified. However, the identification procedure is the key difficulty in providing an efficient algorithm for conditional sampling in practice. This issue is addressed in Section 2.2. In the rest of this section, suppose that  $\mathcal{J}(A, \mathbf{x})$  is given. Then, we can partition  $C(A, \mathbf{x})$  as follows

$$C(A, \mathbf{x}) = \bigcup_{J \in \mathcal{J}(A, \mathbf{x})} C_J(A, \mathbf{x}),$$

where

$$C_J(A, \mathbf{x}) = \{\mathbf{z} \in \mathbb{R}_+^p : z_j = \hat{z}_j, j \in J \text{ and } z_j < \hat{z}_j, j \notin J\}.$$

The sets  $C_J(A, \mathbf{x})$ ,  $J \in \mathcal{J}(A, \mathbf{x})$  are disjoint since they correspond to different *hitting scenarios* in  $\mathcal{J}(A, \mathbf{x})$ . Let

$$r(\mathcal{J}(A, \mathbf{x})) = \min_{J \in \mathcal{J}(A, \mathbf{x})} |J|, \quad (7)$$

where  $|J|$  is the number of elements in  $J$ . We call  $r(\mathcal{J}(A, \mathbf{x}))$  the *rank* of the hitting distribution  $\mathcal{J}(A, \mathbf{x})$ . It equals the minimal number of equality constraints among the hitting scenarios in  $\mathcal{J}(A, \mathbf{x})$ . It will turn out that the hitting scenarios  $J \subset \mathcal{J}(A, \mathbf{x})$  with  $|J| > r(\mathcal{J}(A, \mathbf{x}))$  occur with (conditional) probability zero and can be ignored. We therefore focus on the set of all *relevant* hitting scenarios:

$$\mathcal{J}_r(A, \mathbf{x}) = \{J \in \mathcal{J}(A, \mathbf{x}) : |J| = r(\mathcal{J}(A, \mathbf{x}))\}.$$

**Theorem 1.** Consider the max-linear model in (4), where  $Z_j$ 's are independent random variables with densities  $f_{Z_j}$  and distribution functions  $F_{Z_j}$ ,  $j = 1, \dots, p$ . Let  $A = (a_{i,j})_{n \times p}$  have non-negative entries satisfying Assumption A and let  $\mathcal{R}_{\mathbb{R}_+^p}$  be the class of all rectangles  $\{(\mathbf{e}, \mathbf{f}], \mathbf{e}, \mathbf{f} \in \mathbb{R}_+^p\}$  in  $\mathbb{R}_+^p$ .

For all  $J \in \mathcal{J}(A, \mathbf{x})$ ,  $E \in \mathcal{R}_{\mathbb{R}_+^p}$ , and  $\mathbf{x} \in \mathbb{R}_+^n$ , define

$$\nu_J(\mathbf{x}, E) := \prod_{j \in J} \delta_{\hat{z}_j}(\pi_j(E)) \prod_{j \in J^c} \mathbb{P}\{Z_j \in \pi_j(E) \mid Z_j < \hat{z}_j\}, \quad (8)$$



where  $\pi_j(z_1, \dots, z_p) = z_j$  and  $\delta_a$  is a unit point-mass at  $a$ .

Then, the regular conditional probability  $\nu(\mathbf{x}, E)$  of  $\mathbf{Z}$  w.r.t.  $\mathbf{X}$  equals:

$$\nu(\mathbf{x}, E) = \sum_{J \in \mathcal{J}_r(A, \mathbf{x})} p_J(A, \mathbf{x}) \nu_J(E, \mathbf{x}), \quad E \in \mathcal{R}_{\mathbb{R}_+^p}, \quad (9)$$

for  $\mathbb{P}^{\mathbf{X}}$ -almost all  $\mathbf{x} \in A \odot (\mathbb{R}_+^p)$ , where for all  $J \in \mathcal{J}_r(A, \mathbf{x})$ ,

$$p_J(A, \mathbf{x}) = \frac{w_J}{\sum_{K \in \mathcal{J}_r(A, \mathbf{x})} w_K} \quad \text{with} \quad w_J = \prod_{j \in J} \widehat{z}_j f_{Z_j}(\widehat{z}_j) \prod_{j \in J^c} F_{Z_j}(\widehat{z}_j). \quad (10)$$

In the special case when the  $Z_j$ 's are  $\alpha$ -Fréchet with scale coefficient 1, we have  $w_J = \prod_{j \in J} (\widehat{z}_j)^{-\alpha}$ .

**Remark 1.** We state (9) only for rectangle sets  $E$  because the projections  $\pi_j(B)$  of an arbitrary Borel set  $B \subset \mathbb{R}_+^p$  are not always Borel (see e.g. [28]). Nevertheless, the extension of measure theorem ensures that Relation (8) specifies completely the regular conditional probability.

We do not provide a proof of Theorem 1 directly. Instead, we will first provide an equivalent formula for  $\nu(\mathbf{x}, E)$  in Theorem 2 in Section 2.2, and then prove that  $\nu(\mathbf{x}, E)$  is the desired regular conditional probability. The next example gives the intuition behind Formula (9).

**Example 1.** Suppose that  $n = p = 3$  and

$$A = \begin{pmatrix} 1 & 0 & 0 \\ 1 & 1 & 0 \\ 1 & 1 & 1 \end{pmatrix}$$

In this case with  $\mathbf{X} = A \odot \mathbf{Z}$ , we have

$$0 < X_1 = Z_1 \leq X_2 = Z_1 \vee Z_2 \leq X_3 = Z_1 \vee Z_2 \vee Z_3.$$

(i) If  $\mathbf{x} = (1 \ 2 \ 3)^t$ , then  $\mathbf{X} = \mathbf{x}$  trivially implies that  $\mathbf{Z} \equiv \mathbf{X} = (1 \ 2 \ 3)^t$  and the conditional distribution is degenerate. This also follows from Theorem 1. Indeed, the set  $\mathcal{J}(A, \mathbf{x})$  contains only one hitting scenario  $J = \{1, 2, 3\}$ . Therefore, we have  $r(\mathcal{J}(A, \mathbf{x})) = 3$  and

$$\nu(\mathbf{x}, E) = \nu_J(\mathbf{x}, E) = \delta_{\widehat{z}_1}(\pi_1(E)) \delta_{\widehat{z}_2}(\pi_2(E)) \delta_{\widehat{z}_3}(\pi_3(E)) \equiv \delta_{\widehat{\mathbf{z}}}(E),$$

where  $\widehat{\mathbf{z}} = (\widehat{z}_1 \ \widehat{z}_2 \ \widehat{z}_3)^t = (1 \ 2 \ 3)^t$ .

(ii) Let now  $\mathbf{x} = (1 \ 1 \ 3)^t$ . Then,  $\mathbf{X} = \mathbf{x}$  implies that  $X_1 = Z_1 = \hat{z}_1 = 1$ ,  $Z_2 \leq \hat{z}_2 = 1$  and  $Z_3 = \hat{z}_3 = 3$ . In this case, we have two hitting scenarios  $\mathcal{J}(A, \mathbf{x}) = \{\{1, 3\}, \{1, 2, 3\}\}$  and  $r(\mathcal{J}(A, \mathbf{x})) = 2$ . Therefore,  $\mathcal{J}_r(A, \mathbf{x}) = \{\{1, 2\}\}$  and Relation (9) yields the conditional probability:

$$\nu(\mathbf{x}, E) = \nu_{\{1, 3\}}(\mathbf{x}, E) = \delta_{\hat{z}_1}(\pi_1(E)) \mathbb{P}(Z_2 \in \pi_2(E) \mid Z_2 < \hat{z}_2) \delta_{\hat{z}_3}(\pi_3(E)).$$

In this case, the conditional distribution concentrates on the one-dimensional set  $\{1\} \times (0, 1) \times \{3\}$ .

(iii) Finally, when  $\mathbf{x} = (1 \ 1 \ 1)^t$ , we have  $\mathcal{J}(A, \mathbf{x}) = \{\{1\}, \{1, 2\}, \{1, 2, 3\}\}$ . Then,  $\mathcal{J}_r(A, \mathbf{x}) = \{\{1\}\}$  and the conditional distribution concentrates on the set  $\{1\} \times (0, 1) \times (0, 1)$ .

We conclude this section by showing that the conditional distributions (9) arise as suitable limits. This result can be viewed as a heuristic justification of Theorem 1. Let  $\epsilon > 0$ , consider

$$C_J^\epsilon(A, \mathbf{x}) := \left\{ \mathbf{z} \in \mathbb{R}_+^p : z_j \in [\hat{z}_j(1-\epsilon), \hat{z}_j(1+\epsilon)], j \in J, z_k < \hat{z}_k(1-\epsilon), k \in J^c \right\}, \quad (11)$$

and set

$$C^\epsilon(A, \mathbf{x}) := \bigcup_{J \in \mathcal{J}(A, \mathbf{x})} C_J^\epsilon(A, \mathbf{x}). \quad (12)$$

Note that the sets  $A \odot (C^\epsilon(A, \mathbf{x}))$  shrink to the point  $\mathbf{x}$ , as  $\epsilon \downarrow 0$ .

**Proposition 1.** *Under the assumptions of Theorem 1, for all  $\mathbf{x} \in A \odot (\mathbb{R}_+^p)$ , we have, as  $\epsilon \downarrow 0$ ,*

$$\mathbb{P}(\mathbf{Z} \in E \mid \mathbf{Z} \in C^\epsilon(A, \mathbf{x})) \longrightarrow \nu(\mathbf{x}, E), \quad E \in \mathcal{R}_{\mathbb{R}_+^p}. \quad (13)$$

The proof is given in the Appendix. It provides insights to the expressions of the weights  $w_J$ 's in (10) and the components  $\nu_J$ 's in (8). The formal proof of Theorem 1, however, requires a different argument.

## 2.2 Conditional Sampling: Computational Efficiency

We discuss here important computational issues related to sampling from the regular conditional probability in (9). It turns out that identifying all hitting scenarios amounts to solving the *set covering problem*, which is NP-hard (see e.g. [3]). The probabilistic structure of the max-linear models, however, will lead us to an efficient solution, valid with probability one. In particular, we will provide a new formula for the regular conditional probability, showing

that  $\mathbf{Z}$  can be decomposed into conditionally independent vectors, given  $\mathbf{X} = \mathbf{x}$ . This will lead us to an efficient and scalable algorithm for conditional sampling, which works well for max-linear models with large dimensions  $n \times p$  arising in applications.

To fix ideas, observe that Theorem 1 implies the following simple algorithm.

ALGORITHM I:

1. Compute  $\hat{z}_j$  for  $j = 1, \dots, p$ .
2. Identify  $\mathcal{J}(A, \mathbf{x})$ , compute  $r = r(\mathcal{J}(A, \mathbf{x}))$  and focus on the set of *relevant hitting scenarios*  $\mathcal{J}_r = \mathcal{J}_r(A, \mathbf{x})$ .
3. Compute  $\{w_J\}_{J \in \mathcal{J}_r}$  and  $\{p_J\}_{J \in \mathcal{J}_r}$ .
4. Sample  $\mathbf{Z} \sim \nu(\mathbf{x}, \cdot)$  according to (9).

Step 1 is immediate. Provided that Step 2 is done, Step 3 is trivial and, Step 4 can be carried out by first picking a *hitting scenario*  $J \in \mathcal{J}_r(A, \mathbf{x})$  (with probability  $p_J(A, \mathbf{x})$ ) and second setting  $Z_j = \hat{z}_j$ , for  $j \in J$  and resampling independently the rest  $Z_j$ 's from the truncated distributions:  $Z_j \mid \{Z_j < \hat{z}_j\}$ , for all  $j \in \{1, \dots, p\} \setminus J$ .

The most computationally intensive aspect of this algorithm is to identify the set of all relevant hitting scenarios  $\mathcal{J}_r(A, \mathbf{x})$  in Step 2. This is closely related to the NP-hard *set covering problem* in theoretical computer science (see e.g. [3]), which is formulated as below. Let  $H = (h_{i,j})_{n \times p}$  be a matrix of 0's and 1's, and let  $c = (c_j)_{j=1}^p$  be a  $p$ -dimensional positive integer *cost* vector. For simplicity, introduce the notation:

$$\langle m \rangle \equiv \{1, 2, \dots, m\}, \quad m \in \mathbb{N}.$$

For the matrix  $H$ , we say that the column  $j \in \langle p \rangle$  *covers* the row  $i \in \langle n \rangle$ , if  $h_{i,j} = 1$ . The goal of the set-covering problem is to find a minimum-cost subset  $J \subset \langle p \rangle$ , such that every row is covered by at least one column  $j \in J$ . This is equivalent to solving

$$\min_{\substack{\delta_j \in \{0,1\} \\ j \in \langle p \rangle}} \sum_{j \in \langle p \rangle} c_j \delta_j, \quad \text{subject to} \quad \sum_{j \in \langle p \rangle} h_{i,j} \delta_j \geq 1, i \in \langle n \rangle. \quad (14)$$

We can relate the problem of identifying  $\mathcal{J}_r(A, \mathbf{x})$  to the set covering problem by defining

$$h_{i,j} = \mathbf{1}_{\{a_{i,j} \hat{z}_j = x_i\}}, \quad (15)$$

where  $A = (a_{i,j})_{n \times p}$  and  $\mathbf{x} = (x_i)_{i=1}^n$  are as in (4), and  $c_j = 1, j \in \langle p \rangle$ . It is easy to see that, every  $J \in \mathcal{J}_r(A, \mathbf{x})$  corresponds to a solution of (14), and vice versa. Namely, for  $\{\delta_j\}_{j \in \langle p \rangle}$  minimizing (14), we have  $J = \{j \in \langle p \rangle : \delta_j = 1\} \in \mathcal{J}_r(A, \mathbf{x})$ .

The set  $\mathcal{J}_r(A, \mathbf{x})$  corresponds to the set of *all* solutions of (14), which depends only on the matrix  $H$ . Therefore, in the sequel we write  $\mathcal{J}_r(H)$  for  $\mathcal{J}_r(A, \mathbf{x})$ , and

$$H = (h_{i,j})_{n \times p} \equiv \mathbb{H}(A, \mathbf{x}), \quad (16)$$

with  $h_{i,j}$  as in (15) will be referred to as the *hitting matrix*.

**Example 2.** Recall Example 1. The following hitting matrices correspond to the three cases of  $\mathbf{x}$  discussed therein:

$$H^{(i)} = \begin{pmatrix} 1 & 0 & 0 \\ 0 & 1 & 0 \\ 0 & 0 & 1 \end{pmatrix}, \quad H^{(ii)} = \begin{pmatrix} 1 & 0 & 0 \\ 1 & 1 & 0 \\ 0 & 0 & 1 \end{pmatrix} \quad \text{and} \quad H^{(iii)} = \begin{pmatrix} 1 & 0 & 0 \\ 1 & 1 & 0 \\ 1 & 1 & 1 \end{pmatrix}.$$

Observe that solving for  $\mathcal{J}_r(H)$  is even more challenging than solving the set covering problem (14), where only one minimum-cost subset  $J$  is needed, and often an approximation of the optimal solution is acceptable. Here, we need to identify all  $J$ 's such that (14) holds. Fortunately, the additional probabilistic structure of the max-linear model will allow us to substantially simplify the problem and provide an efficient solution.

We will first study the distribution of  $H$ . In view of (16), we have that  $H = \mathbb{H}(A, \mathbf{X})$ , with  $\mathbf{X} = A \odot \mathbf{Z}$ , is a random matrix. It will turn out that, with probability one,  $H$  has a *nice* structure, which will lead to a substantial improvement of the conditional sampling algorithm.

For any hitting matrix  $H$ , we will decompose the set  $\langle p \rangle \equiv \{1, \dots, p\}$  into a certain disjoint union  $\langle p \rangle = \bigcup_{s=1}^r \overline{\mathcal{J}}^{(s)}$ . The vectors  $(Z_j)_{j \in \overline{\mathcal{J}}^{(s)}}$ ,  $s = 1, \dots, r$  will turn out to be conditionally independent (in  $s$ ), given  $\mathbf{X} = \mathbf{x}$ . Therefore,  $\nu(\mathbf{x}, E)$  will be expressed as a product of (conditional) probabilities.

We start by decomposing the set  $\langle n \rangle \equiv \{1, \dots, n\}$ . First, for all  $i_1, i_2 \in \langle n \rangle, j \in \langle p \rangle$ , we write  $i_1 \overset{j}{\sim} i_2$ , if  $h_{i_1,j} = h_{i_2,j} = 1$ . Then, we define an equivalence relation on  $\langle n \rangle$ :

$$i_1 \sim i_2, \quad \text{if} \quad i_1 = \tilde{i}_0 \overset{j_1}{\sim} \tilde{i}_1 \overset{j_2}{\sim} \dots \overset{j_m}{\sim} \tilde{i}_m = i_2, \quad (17)$$

with some  $m \leq n, i_1 = \tilde{i}_0, \tilde{i}_1, \dots, \tilde{i}_m = i_2 \in \langle n \rangle, j_1, \dots, j_m \in \langle p \rangle$ . That is, ' $\sim$ ' is the transitive closure of ' $\overset{j}{\sim}$ '. Consequently, we obtain a partition of

$\langle n \rangle$ , denoted by

$$\langle n \rangle = \bigcup_{s=1}^r I_s, \quad (18)$$

where  $I_s, s = 1, \dots, r$  are the equivalence classes w.r.t. (17). Based on (18), we define further

$$J^{(s)} = \left\{ j \in \langle p \rangle : h_{i,j} = 1 \text{ for all } i \in I_s \right\}, \quad (19)$$

$$\overline{J}^{(s)} = \left\{ j \in \langle p \rangle : h_{i,j} = 1 \text{ for some } i \in I_s \right\}. \quad (20)$$

The sets  $\{J^{(s)}, \overline{J}^{(s)}\}_{s \in \langle r \rangle}$  will determine the factorization form of  $\nu(\mathbf{x}, E)$ .

**Theorem 2.** *Let  $\mathbf{Z}$  be as in Theorem 1. Let also  $H$  be the hitting matrix corresponding to  $(A, \mathbf{X})$  with  $\mathbf{X} = A \odot \mathbf{Z}$ , and  $\{J^{(s)}, \overline{J}^{(s)}\}_{s \in \langle r \rangle}$  be the sets defined in (19) and (20). Then, with probability one, we have*

(i)  $r = r(\mathcal{J}(A, \mathbf{X}))$ ,

(ii) for all  $J \subset \langle p \rangle$ ,  $J \in \mathcal{J}_r(A, A \odot \mathbf{Z})$  if and only if  $J$  can be written as

$$J = \{j_1, \dots, j_r\} \quad \text{with} \quad j_s \in J^{(s)}, s \in \langle r \rangle, \quad (21)$$

(iii) for  $\nu(\mathbf{x}, E)$  defined in (9),

$$\nu(\mathbf{X}, E) = \prod_{s=1}^r \nu^{(s)}(\mathbf{X}, E) \quad \text{with} \quad \nu^{(s)}(\mathbf{X}, E) = \frac{\sum_{j \in J^{(s)}} w_j^{(s)}(\mathbf{X}) \nu_j^{(s)}(\mathbf{X}, E)}{\sum_{j \in J^{(s)}} w_j^{(s)}(\mathbf{X})}, \quad (22)$$

where for all  $j \in J^{(s)}$ ,

$$w_j^{(s)}(\mathbf{x}) = \widehat{z}_j f_{Z_j}(\widehat{z}_j) \prod_{k \in \overline{J}^{(s)} \setminus \{j\}} F_{Z_k}(\widehat{z}_k), \quad (23)$$

$$\nu_j^{(s)}(\mathbf{x}, E) = \delta_{\pi_j(E)}(\widehat{z}_j) \prod_{k \in \overline{J}^{(s)} \setminus \{j\}} \mathbb{P}(Z_k \in \pi_k(E) | Z_k < \widehat{z}_k), \quad (24)$$

with  $\widehat{z}_j = \widehat{z}_j(\mathbf{x})$  as in (5).

The proof of Theorem 2 is given in the Appendix.

**Remark 2.** *Note that this result does not claim that  $\nu(\mathbf{x}, E)$  in (22) is the regular conditional probability. It merely provides an equivalent expression for (9), which is valid with probability one. We still need to show that (9) is indeed the regular conditional probability (see Section A.2 below).*

Table 1: Means and standard deviations (in parentheses) of the running times (in seconds) for the decomposition of the hitting matrix  $H$ , based on 100 independent observations  $\mathbf{X} = A \odot \mathbf{Z}$ , where  $A$  is an  $(n \times p)$  matrix corresponding to a discretized de Haan–Pereira model.

$p \setminus n$	1	5	10	50
2500	0.03 (0.02)	0.13 (0.03)	0.24 (0.04)	1.25 (0.09)
10000	0.11 (0.04)	0.50 (0.05)	1.00 (0.08)	4.98 (0.33)

From (23) and (24), one can see that  $\nu^{(s)}$  is the conditional distribution of  $(Z_j)_{j \in \bar{J}^{(s)}}$ . Therefore, Relation (22) implies that  $\{(Z_j)_{j \in \bar{J}^{(s)}}\}_{s \in \langle r \rangle}$ , as vectors indexed by  $s$ , are *conditionally independent*, given  $\mathbf{X} = \mathbf{x}$ . This leads to the following improved conditional sampling algorithm:

**Algorithm II:**

1. Compute  $\hat{z}_j$  for  $j = 1, \dots, p$  and the hitting matrix  $H = \mathbb{H}(A, \mathbf{x})$ .
2. Identify  $\{J^{(s)}, \bar{J}^{(s)}\}_{s \in \langle r \rangle}$  by (19) and (20).
3. Compute  $\{w_j^{(s)}\}_{j \in J^{(s)}}$  for all  $s \in \langle r \rangle$  by (23).
4. Sample  $(Z_j)_{j \in \bar{J}^{(s)}} \mid \mathbf{X} = \mathbf{x} \sim \nu^{(s)}(\mathbf{x}, \cdot)$ ,  $s = 1, \dots, r$ .
5. Combine the sampled  $(Z_j)_{j \in \bar{J}^{(s)}}$ ,  $s = 1, \dots, r$  to obtain a sample  $\mathbf{Z}$ .

This algorithm resolves the difficult problem of identifying all hitting scenarios. To illustrate its efficiency compared to Algorithm I, suppose that  $r = 10$  and  $|J^{(s)}| = 10$  for all  $s \in \langle 10 \rangle$ . Then, applying Formula (9) in Algorithm I requires storing in memory the weights of all  $10^{10}$  hitting scenarios. In contrast, the implementation of (22) requires saving only  $10 \times 10$  weights. This improvement is critical in practice since it allows us to handle large, realistic models.

Table 1 demonstrates the running times of Algorithm II as a function of the dimensions  $n \times p$  of the matrix  $A$ . It is based on a discretized de Haan–Pereira random field model (Section 3.1) and measured on an Intel(R) Core(TM)2 Duo CPU E4400 2.00GHz with 2GB RAM. It is remarkable that the times scale linearly in both  $n$  and  $p$ .

### 3 Applications

#### 3.1 The Discrete de Haan–Pereira Model

Consider the following *moving maxima* random field model in  $\mathbb{R}^2$ :

$$X_{\mathbf{t}} = \int_{\mathbb{R}^2}^e \phi(\mathbf{t} - \mathbf{u}) M_{\alpha}(\mathrm{d}\mathbf{u}), \quad \mathbf{t} = (t_1, t_2) \in \mathbb{R}^2, \quad (25)$$

where  $M_{\alpha}$  is an  $\alpha$ -Fréchet random sup-measure on  $\mathbb{R}^2$  with the Lebesgue control measure. [14] proposed to use for  $\phi$  the bivariate Gaussian density:

$$\phi(t_1, t_2) := \frac{\beta_1 \beta_2}{2\pi \sqrt{1 - \rho^2}} \exp \left\{ -\frac{1}{2(1 - \rho^2)} [\beta_1^2 t_1^2 - 2\rho \beta_1 \beta_2 t_1 t_2 + \beta_2^2 t_2^2] \right\}, \quad (26)$$

with correlation  $\rho \in (-1, 1)$  and variances  $\sigma_i^2 = 1/\beta_i^2$ ,  $i = 1, 2$ . Consistent and asymptotically normal estimators for the parameters  $\rho$ ,  $\beta_1$  and  $\beta_2$  were obtained therein. Here, we will assume that these parameters are known and will illustrate the conditional sampling methodology over a discretized version of the random field (25).

Namely, we truncate the extremal integral in (25) to the square region  $[-M, M]^2$  and consider a uniform mesh of size  $h := M/q$ ,  $q \in \mathbb{N}$ . We then set

$$X_{\mathbf{t}} = \bigvee_{-q \leq j_1, j_2 \leq q-1} h^{2/\alpha} \phi(\mathbf{t} - \mathbf{u}_{j_1 j_2}) Z_{j_1 j_2}, \quad (27)$$

where  $\mathbf{u}_{j_1 j_2} = ((j_1 + 1/2)h, (j_2 + 1/2)h)$  and  $h^{2/\alpha} Z_{j_1 j_2} \stackrel{d}{=} M_{\alpha}((j_1 h, (j_1 + 1)h] \times (j_2 h, (j_2 + 1)h])$ . This discretized model can be made arbitrarily close to the spectrally continuous one in (25) by taking a fine mesh  $h$  and sufficiently large  $M$ .

Suppose that the random field  $X$  in (27) is observed at  $n$  locations  $X_{\mathbf{t}_i} = x_i$ ,  $\mathbf{t}_i \in [-M, M]^2$ ,  $i = 1, \dots, n$ . In view of (27), we have the max-linear model  $\mathbf{X} = A \odot \mathbf{Z}$ , with  $\mathbf{X} = (X_{\mathbf{t}_i})_{i=1}^n$  and  $\mathbf{Z} = (Z_j)_{j=1}^p$ ,  $p = q^2$ . By sampling from the conditional distribution of  $\mathbf{Z} \mid \mathbf{X} = \mathbf{x}$ , and using (27), we can predict the random field  $X_{\mathbf{s}}$  at arbitrary locations  $\mathbf{s} \in \mathbb{R}^2$ .

In Fig. 2 and 3, we used parameter values  $\rho = 0, \beta_1 = \beta_2 = 1, M = 4, p = q^2 = 2500$ , and  $n = 7$  observed locations. We generated  $N = 500$  independent samples from the conditional distribution of the random field  $\{X_{\mathbf{s}}\}$ , where  $\mathbf{s}$  takes values on an uniform  $100 \times 100$  grid, in the region  $[-2, 2] \times [-2, 2]$ . Figure 2 shows four of these realizations.

Figure 3 illustrates the median and 0.95-th quantile of the conditional distribution. The former provides the optimal predictor for the values of

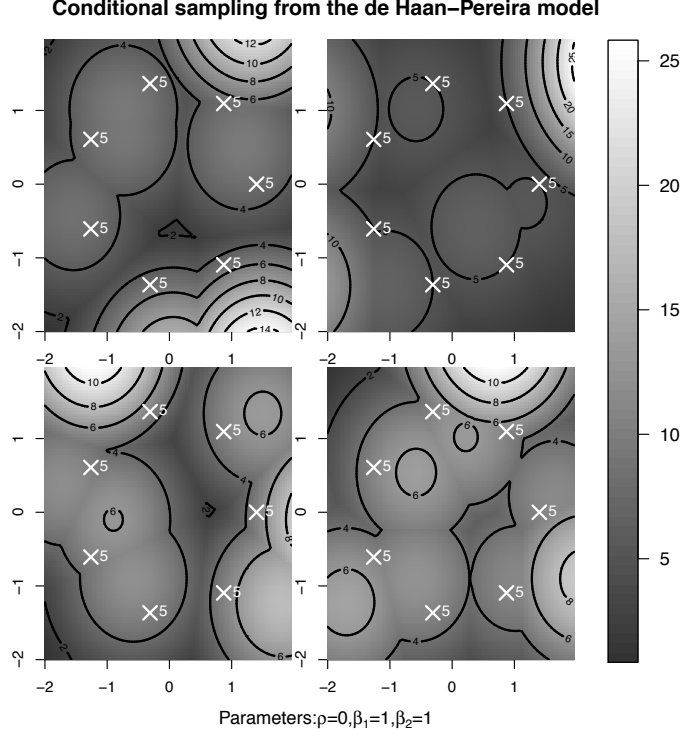


Figure 2: Four samples from the conditional distribution of the discrete de Haan–Pereira model. The crosses indicate *observed* locations of the random field.

the random field given the observed data (with respect to the absolute deviation loss). The marginal quantiles, on the other hand, provide important confidence regions for the random field, given the data. Certainly, conditional sampling may be used to address more complex *functional* prediction problems. In particular, given a two-dimensional threshold surface, one can readily obtain the *correct* probability that the random field exceeds or stays below this surface, conditionally on the observed values. This is much more than what marginal conditional distributions can provide.

### 3.2 An Application to Rainfall Maxima in France

Here, we apply our conditional sampling methodology in the context of rainfall measurements at 146 stations in Bourgogne, France. The data cor-



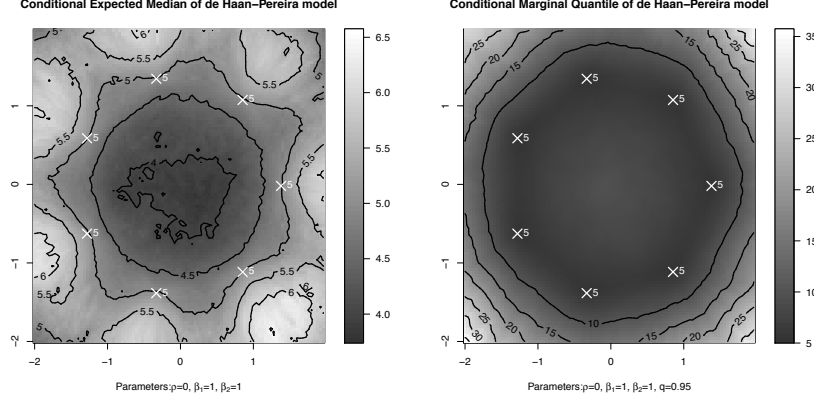


Figure 3: Conditional medians (*left*) and 0.95-th conditional marginal quantiles (*right*). The crosses indicate the *observed* locations of the random field.

responds to 51-year maxima of the daily rainfall amounts measured at each station. Figure 1 (solid circles) shows the values at 141 of these stations. The background of the figure corresponds to the conditional median, given the rainfall maxima at the 5 stations with largest maxima (indicated by white crosses). The conditional median was obtained by sampling from a particular max-stable model discussed below.

The same data set was analyzed in [20]. Since the mountain and other spatial effects have been removed, it can be assumed that the data come from a stationary isotropic max-stable random field. The marginal distributions are standardized to be Gumbel and hence the presence of a few negative values (light shades of gray in Figure 1). Following [20], we shall assume that these measurements are well-modeled by a stationary isotropic max-stable random field.

The de Haan–Pereira model in (25) is rather simple to represent well the complex spatial dependence structure in the data. On the other hand, the conditional sampling methodology applies to arbitrary discrete max-linear models. Following the ideas of [31], one could obtain very flexible models by combining independent maxima of moving maxima. Namely, we consider the mixed moving maxima (M3) model:

$$X_{\mathbf{t}} = \int_{\mathbb{R}^2 \times V}^e \phi(\mathbf{t} - \mathbf{u}, v) M_{\alpha}(d\mathbf{u}, dv), \quad \mathbf{t} = (t_1, t_2) \in \mathbb{R}^2, v \in V, \quad (28)$$

where now  $M_{\alpha}(du, dv)$  has the product control measure  $du \times \nu(dv)$  on  $\mathbb{R}^2 \times V$ .

Here, we consider a discrete set  $V = \{1, \dots, \ell\}$  of  $\ell$  moving maxima components, each of which is a Gaussian bivariate density as in Section 3.1. By discretizing the extremal integral, we obtain the max-linear model:

$$\mathbf{X} = A(\theta) \odot \mathbf{Z} \equiv \left[ \sigma_1 A_1(\theta^{(1)}) \cdots \sigma_\ell A_1(\theta^{(\ell)}) \right] \odot \mathbf{Z},$$

where  $A_1(\theta_v)$ ,  $\theta^{(v)} = (\rho^{(v)}, \beta_1^{(v)}, \beta_2^{(v)})$ ,  $v = 1, \dots, \ell$  are  $(n \times p)$  matrices corresponding to the  $\ell$  independent moving maxima mixture components. The resulting matrix  $A$  is of dimensions  $(n \times \ell p)$ ,  $\mathbf{Z} = (Z_j)_{j=1, \dots, \ell p}$  is a vector of independent standard  $\alpha$ -Fréchet variables and  $\theta = (\sigma_1, \theta^{(1)}, \dots, \sigma_\ell, \theta^{(\ell)})$  is the vector of all parameters in the model.

Since the random field may be assumed isotropic, we let  $\rho(v) = 0$  and  $\beta_1^{(v)} = \beta_2^{(v)} = \beta^{(v)}$ ,  $v = 1, \dots, \ell$ . For simplicity, we focus on two components  $\ell = 2$  with unit scales  $\sigma_1 = \sigma_2 = 1$ . Such a model represents essentially two spatial scales: the large-scale *background dependence* is captured through the mixture component with smaller value of  $\beta$ , the *local dependence*, on the other hand, is accounted for by the other component with larger  $\beta$ .

In the spirit of [27], this model essentially posits that extreme rainfall maxima are due to two types of severe storms: (i) concentrated, small-scale events; (ii) large-scale cyclone-type events. Since  $\beta^{(1)} > \beta^{(2)}$ , the first mixture component accounts for local dependence arising in case (i) whereas the second for larger scale spatial dependence in case (ii).

There is already an extensive literature on the statistical modeling of rainfall (see e.g. [6] and the references therein). The dependence structure of extreme rainfall events has also been a subject of active investigation (see e.g. [4], and [2], to name just a few works). The problems of developing adequate models and inference techniques for extreme rainfall are beyond the focus of this work.

Next, guided by the idea of cross-validation, we will apply the *probability integral transform* (see e.g. [18]) to select adequate parameter values. Namely, we focus on the  $n = 5$  stations with largest rainfall measurements (the white cross on Figure 1). For a given value of  $(\beta^{(1)}, \beta^{(2)})$ , we generate  $N = 1000$  independent samples from the conditional distribution  $\mathbf{Z} \mid \mathbf{X} = \mathbf{x}$ . We then compute the values of the random field model at the remaining 141 stations and obtain the two-sided empirical 'p-values':

$$\hat{p}(\mathbf{s}_k) := \frac{2}{N} \min \left\{ \sum_{i=1}^N \mathbf{1}\{x(\mathbf{s}_k) > X^{(i)}(\mathbf{s}_k)\}, \sum_{i=1}^N \mathbf{1}\{x(\mathbf{s}_k) < X^{(i)}(\mathbf{s}_k)\} \right\}, \quad (29)$$

where  $x(\mathbf{s}_k)$  is the measured 51-year rainfall maximum at location  $\mathbf{s}_k$  and  $X^{(i)}(\mathbf{s}_k)$ ,  $i = 1, \dots, N$  are independently simulated from the conditional distribution of the random field.

Provided the conditional distributions of  $X(\mathbf{s}) \mid \mathbf{X} = (x(t_i))_{i=1}^5$  are continuous, under the true model, the empirical  $p$ -values  $\hat{p}(\mathbf{s})$  are approximately uniformly distributed for a large number of conditional samples  $N$ . Thus, a 'good' choice of the parameters  $(\beta^{(1)}, \beta^{(2)})$  corresponds to a sample of approximately uniformly distributed  $\hat{p}(s_k)$ ,  $k = 1, \dots, 141$ . In practice, one can examine the histogram or apply a  $\chi^2$ -test to quantify the deviations from the Uniform(0, 1) law.

Table 2 shows one-sided  $p$ -values of a  $\chi^2$ -test applied to  $\hat{p}(s_k)$ ,  $1 \leq i \leq 141$  for 45 different values of  $(\beta^{(1)}, \beta^{(2)}) = (i/\Delta, j/\Delta)$ . Here  $(i, j)$  is a pair of integers,  $1 \leq i < j \leq 10$ , and the scale  $\Delta = 2490$  equals the range of the Lambert longitude for the locations of the 146 stations.

Observe that if both  $\beta^{(1)}$  and  $\beta^{(2)}$  are small, the resulting sample of  $p$ -values is significantly different from uniform. Certainly, since the  $\hat{p}(s_k)$ 's are dependent in  $k$ , the reported significance levels in Table 2 merely facilitate the comparison between different parameter values. They cannot be interpreted as Type I errors in a formal hypothesis testing procedure.

We argue that the best choices of parameter values  $(\beta^{(1)}, \beta^{(2)})$  corresponds to one relatively small and one relatively large value, e.g.  $(i, j) = (2, 10)$  (see also Table 2). Such models allow us the flexibility to represent both large-scale and also local dependence of the random field.

As discussed in [18], the fact that the (marginal)  $p$ -values conform to the Uniform law is not sufficient to obtain accurate forecasts. The notions of *calibration* and *sharpness* therein can be used to select among different models. Here, we adopt a heuristic principle similar to sharpness to select the best model. Namely, Figure 4 shows the histograms and the scatter-plots for two different models. These histograms and the  $\chi^2$ -tests (Table 2) suggest that both models are admissible. Observe, however, the scatter-plots in the bottom panels of Fig. 4. They show that the  $\hat{p}(s_k)$ 's fall on an essentially deterministic curve in the case  $(i, j) = (8, 9)$ . This is not surprising. The stations are sorted in a decreasing order according to their respective values of 51-year maxima. When both  $\beta$ 's are rather large, the model exhibits only local spatial dependence among relatively close stations. Therefore, the conditional distribution of such a random field, at most of the unobserved 141 stations  $s$ , will be essentially the same as the unconditional one. Hence, the curve in bottom-right panel of Figure 4 equals the graph of  $2 \min\{F(X(\mathbf{s}_k)), 1 - F(X(\mathbf{s}_k))\}$ , where  $X(\mathbf{s}_1) \geq X(\mathbf{s}_2) \geq \dots \geq X(\mathbf{s}_{141})$  are the rainfall maxima at the 141 stations, sorted in descending order. Here  $F$

$j \backslash i$	1	2	3	4	5	6	7	8	9
2	0.00								
3	0.00	0.01							
4	0.02	0.14	0.15						
5	0.09	0.15	0.15	0.04					
6	0.01	0.66	0.14	0.30	0.10				
7	0.12	0.62	0.28	0.03	0.07	0.36			
8	0.25	0.45	0.08	0.27	0.25	0.21	0.17		
9	0.47	0.63	0.13	0.15	0.10	0.29	0.48	0.57	
10	0.33	0.78	0.07	0.07	0.20	0.45	0.57	0.50	0.37

Table 2: Levels of significance ( $p$ -values) of  $\chi^2$ -tests for uniformity of the samples  $\hat{p}(s_k)$ ,  $1 \leq k \leq 141$ . The different pairs  $(i, j)$  correspond to parameter values  $(\beta(1), \beta(2)) = (i/\Delta, j/\Delta)$ ,  $1 \leq i < j \leq 10$ .

is the marginal cumulative distribution function of the stationary random field. Unfortunately, such a model is rather uninformative regarding the spatial dependence structure of the random field. This effect may be viewed as *over-fitting* the random field at the observed locations. In contrast, the 'randomness' of the scatter-plot in the bottom-left panel of Figure 4 indicates that the model with  $(i, j) = (2, 10)$  is more informative. Based on this analysis, we prefer to use an *admissible* model with as small values of the  $\beta$ 's as possible in order to avoid 'over-fitting'. This heuristic is also in line with our intuition that extreme rainfalls may be of two main types: a local, highly concentrated event (large  $\beta$ ), or a larger scale event (small  $\beta$ ).

To illustrate the conditional sampling, we chose  $(\beta^{(1)}, \beta^{(2)}) = (2, 10)/\Delta$  and generated  $N = 1000$  independent samples from the conditional distribution. Figure 1 shows a heat-map of the sample conditional median of the random field, given the values at the selected 5 stations. The data were transformed back to the original Gumbel scale. The shades of gray inside the circles indicate the value at the corresponding station. Observe that the conditional median decays as the distance from the observed locations grows. This can be attributed to the fact that we conditioned on the 5 largest observations, which are far out in tail of the marginal distribution. There are 12 crossed circles representing stations with values outside the empirical 95% confidence interval of the marginal conditional distributions, indicating a relatively accurate coverage. Given an adequate model, the conditional mean can be used as a statistical interpolation device, which

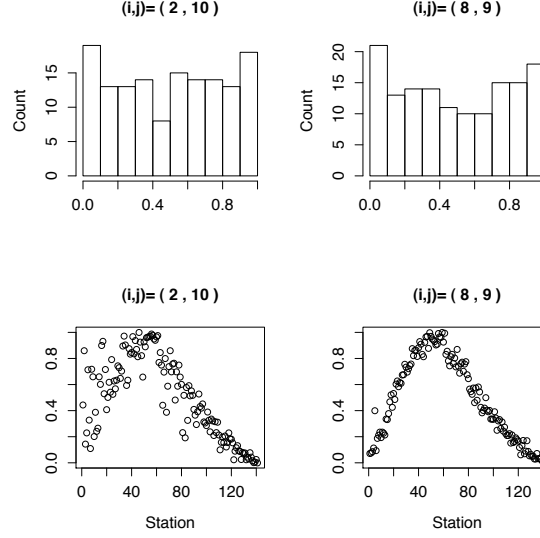


Figure 4: *Top*: Histograms of the  $p$ -values  $\hat{p}(s_k)$ ,  $k = 1, \dots, 141$  obtained as in (29). For two different models (see Table 2). *Bottom*: Scatterplots of the  $\hat{p}(s_k)$ 's.

provides mean magnitudes for the 51-year maxima at locations where no stations are available.

Figure 5 shows further the conditional standard deviations (left) and the conditional 95-th percentiles (right) given the values at the 5 stations with largest rainfall maxima. Such types of results can be used to gauge the accuracy of the conditional mean as a spatial predictor. The conditional quantiles, moreover, provide levels for the 51-year maximum, that are only exceeded with probability 0.05, and are therefore natural measures of flood risk. More generally, given an accurate model, conditional sampling can be used to approximate multivariate conditional distributions and derive confidence regions and sets with accurate *overall coverage* probability.

## 4 Summary and Acknowledgement

Prediction in max-stable random fields is a formidable challenge, which is however a problem of great importance in many applications where extremes arise. Here, we developed tools for the computational solution of the predic-

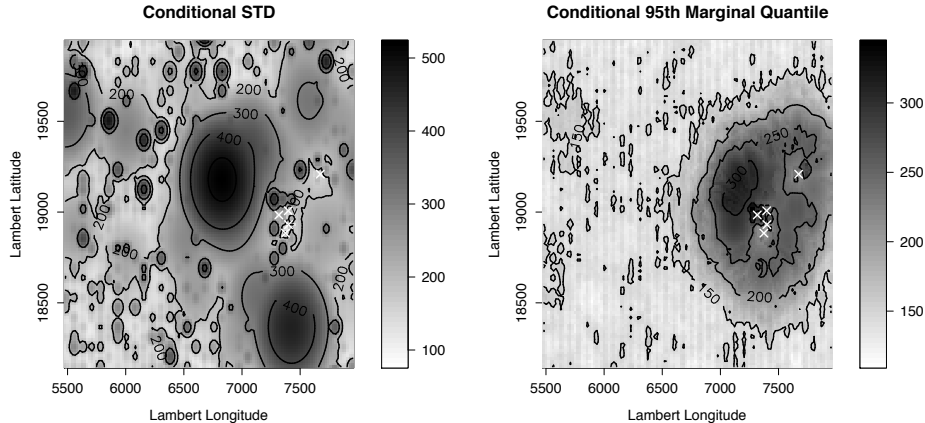


Figure 5: Conditional standard deviations (*left*) and 95-th quantiles (*right*). Observe that the variability is naturally lower in proximity with the observed 5 stations. Surprisingly, there is a “high-risk” region to the North-West of the observed stations that has relatively high quantiles.

tion problem. Namely, we obtained a structural formula for the regular conditional probability in discrete max-linear models. This lead us to an efficient and scalable algorithm for sampling from the conditional distribution. We demonstrated that realistic practical problems that can be addressed using the developed tools. The algorithm was implemented in R with computationally intensive components written in C/C++. It is freely available from <http://www.stat.lsa.umich.edu/~yizwang/software/maxLinear/>.

We gratefully acknowledge Météo France for collecting and processing the rainfall data set. We also thank Dan Cooley and Philippe Naveau for their help. This work was partially supported by the NSF grant DMS-0806094 at the University of Michigan, Ann Arbor.

## A Auxiliary Results

### A.1 Regular conditional probability

We recall here the notion of regular conditional probability. Let  $\mathbf{Z} = (Z_1, \dots, Z_p)$ ,  $\mathbf{X} = (X_1, \dots, X_n)$ , and let  $\mathcal{B}_{\mathbb{R}_+^p}$  denote the Borel  $\sigma$ -algebra

on  $\mathbb{R}_+^p$ . The *regular conditional probability*  $\nu$  of  $\mathbf{Z}$  given  $\sigma(\mathbf{X})$ , is a function from  $\mathcal{B}_{\mathbb{R}_+^p} \times \mathbb{R}^n$  to  $[0, 1]$ , such that

- (i)  $\nu(\mathbf{x}, \cdot)$  is a probability measure, for all  $\mathbf{x} \in \mathbb{R}^n$ ,
- (ii) The function  $\nu(\cdot, E)$  is measurable, for all Borel sets  $E \in \mathcal{B}_{\mathbb{R}^p}$ .
- (iii)  $\mathbb{P}(\mathbf{Z} \in E, \mathbf{X} \in D) = \int_D \nu(\mathbf{x}, E) \mathbb{P}^{\mathbf{X}}(d\mathbf{x})$ , for all  $E \in \mathcal{B}_{\mathbb{R}^p}$  and  $D \in \mathcal{B}_{\mathbb{R}^n}$ , where  $\mathbb{P}^{\mathbf{X}}(\cdot) := \mathbb{P}(\mathbf{X} \in \cdot)$ .

See e.g. Proposition A 1.5.III in [7] for more details.

In Section 2, we provided an expression for the regular conditional probability in the max-linear model (4):

$$\nu(\mathbf{x}, E) := \mathbb{P}(\mathbf{Z} \in E \mid \mathbf{X} = \mathbf{x}), \quad E \in \mathcal{B}_{\mathbb{R}_+^p}, \quad \mathbf{x} \in \mathbb{R}_+^n. \quad (30)$$

The definition of  $\nu$  implies that

$$\int_{\mathbb{R}^p} g(\mathbf{z}) \nu(d\mathbf{z}, \mathbf{X}) = \mathbb{E}(g(\mathbf{Z}) \mid \sigma(\mathbf{X})), \quad \mathbb{P}^{\mathbf{X}}\text{-almost surely,}$$

for all Borel functions  $g : \mathbb{R}^p \rightarrow \mathbb{R}$  with  $\mathbb{E}|g(\mathbf{Z})| < \infty$ . By the strong law of large numbers, the latter conditional expectations are readily approximated by  $N^{-1} \sum_{i=1}^N g(\mathbf{Z}^{(i)})$ , where  $\mathbf{Z}^{(i)}$ ,  $i = 1, \dots, N$  are independent samples from the regular conditional probability  $\nu(d\mathbf{z}, \mathbf{X})$ . Thus,  $\nu$  is the *right* distribution to sample from when performing prediction, given prior observed data.

## A.2 Proofs

*Proof of Proposition 1.* Recall the definition of  $C_J^\epsilon$  in (11). Observe that for all  $\epsilon > 0$ ,  $\{C_J^\epsilon(A, \mathbf{x})\}_{J \in \mathcal{J}(A, \mathbf{x})}$  are mutually disjoint. Thus, writing  $C^\epsilon \equiv C^\epsilon(A, \mathbf{x})$  and  $C_J^\epsilon \equiv C_J^\epsilon(A, \mathbf{x})$ , by (12) we have

$$\begin{aligned} \mathbb{P}(\mathbf{Z} \in E \mid \mathbf{Z} \in C^\epsilon) &= \sum_{J \in \mathcal{J}} \mathbb{P}(\mathbf{Z} \in E \mid \mathbf{Z} \in C_J^\epsilon) \mathbb{P}(\mathbf{Z} \in C_J^\epsilon \mid \mathbf{Z} \in C^\epsilon) \\ &= \sum_{J \in \mathcal{J}} \mathbb{P}(\mathbf{Z} \in E \mid \mathbf{Z} \in C_J^\epsilon) \frac{\mathbb{P}(\mathbf{Z} \in C_J^\epsilon)}{\sum_{K \in \mathcal{J}} \mathbb{P}(\mathbf{Z} \in C_K^\epsilon)}, \end{aligned} \quad (31)$$

where the terms with  $\mathbb{P}(\mathbf{Z} \in C_J^\epsilon) = 0$  are ignored. One can see that  $\mathbb{P}(\mathbf{Z} \in E \mid \mathbf{Z} \in C_J^\epsilon)$  converge to  $\nu_J(E, \mathbf{x})$  in (8), as  $\epsilon \downarrow 0$ . The independence of the

$Z_j$ 's also implies that

$$\begin{aligned}\mathbb{P}(\mathbf{Z} \in C_J^c) &= \prod_{j \in J} \mathbb{P}(Z_j \in [\widehat{z}_j(1 - \epsilon), \widehat{z}_j(1 + \epsilon)]) \prod_{k \in J^c} \mathbb{P}(Z_k \leq \widehat{z}_k(1 - \epsilon)) \\ &= \prod_{j \in J} \left( f_{Z_j}(\widehat{z}_j) \widehat{z}_j \cdot 2\epsilon + o(\epsilon) \right) \prod_{k \in J^c} \left( F_{Z_k}(\widehat{z}_k) + o(\epsilon) \right). \quad (32)\end{aligned}$$

Observe that for  $J \in \mathcal{J}_r(A, \mathbf{x})$ , the latter expression equals  $2w_J \epsilon^{|J|}(1 + o(1))$ ,  $\epsilon \downarrow 0$  and the terms with  $|J| > r$  will vanish since they are of smaller order. Therefore, Relation (32) yields (9). Note that This explains why only hitting scenarios of rank  $r$  are involved in the expression of the conditional probability.  $\square$

We will prove Theorem 2 first and then use it to establish Theorem 1. The key step is the following lemma.

**Lemma 1.** *Under the assumptions of Theorem 2, with probability one,*

- (i)  $J^{(s)}$  is nonempty for all  $s \in \langle r \rangle$ , and
- (ii) for all  $j \in J^{(s)}$ ,  $H_{\cdot j} \cap I_s \neq \emptyset$  implies  $H_{\cdot j} \subset I_s$ .

*Proof.* Note that to show part (ii) of Lemma 1, it suffices to observe that since  $I_s$  is an equivalence class w.r.t. Relation (17),  $H_{\cdot j} \setminus I_s$  and  $H_{\cdot j} \cap I_s$  cannot be both nonempty. It suffices to show part (i). We proceed by excluding several  $\mathbb{P}$ -measure zero sets, on which the desired results may not hold.

First, observe that for all  $i \in \langle n \rangle$ , the maximum value of  $\{a_{i,j} Z_j\}_{j \in \langle r \rangle}$  is achieved for unique  $j \in \langle p \rangle$  with probability one, since the  $Z_j$ 's are independent and have continuous distributions. Thus, the set

$$\mathcal{N}_1 := \bigcup_{i \in \langle n \rangle, j_1, j_2 \in \langle p \rangle, j_1 \neq j_2} \left\{ a_{i,j_1} Z_{j_1} = a_{i,j_2} Z_{j_2} = \max_{j \in \langle p \rangle} a_{i,j} Z_j \right\}$$

has  $\mathbb{P}$ -measure 0. From now on, we focus on the event  $\mathcal{N}_1^c$  and set  $j(i) = \operatorname{argmax}_{j \in \langle p \rangle} a_{i,j} Z_j$  for all  $i \in \langle n \rangle$ .

Next, we show that with probability one,  $i_1 \overset{j}{\sim} i_2$  implies  $j(i_1) = j(i_2)$ . That is, the set

$$\mathcal{N}_2 := \bigcup_{j \in \langle p \rangle, i_1, i_2 \in \langle n \rangle, i_1 \neq i_2} \mathcal{N}_{j, i_1, i_2} \text{ with } \mathcal{N}_{j, i_1, i_2} := \left\{ j(i_1) \neq j(i_2), i_1 \overset{j}{\sim} i_2 \right\}$$



has  $\mathbb{P}$ -measure 0. It suffices to show  $\mathbb{P}(\mathcal{N}_{j,i_1,i_2}) = 0$ . If not, since  $\langle p \rangle$  and  $\langle n \rangle$  are finite sets, there exists  $\mathcal{N}_0 \subset \mathcal{N}_{j,i_1,i_2}$ , such that  $j(i_1) = j_1 \neq j(i_2) = j_2$  on  $\mathcal{N}_0$ , and  $\mathbb{P}(\mathcal{N}_0) > 0$ . At the same time, however, observe that  $i_1 \stackrel{j}{\sim} i_2$  implies  $h_{i_1,j} = h_{i_2,j} = 1$ , which yields

$$a_{i_k,j} \widehat{z}_j = x_{i_k} = a_{i_k,j(i_k)} Z_{j(i_k)} = a_{i_k,j_k} Z_{j_k}, k = 1, 2.$$

It then follows that on  $\mathcal{N}_0$ ,  $Z_{j_1}/Z_{j_2} = a_{i_1,j} a_{i_2,j_2} / (a_{i_2,j} a_{i_1,j_1})$ , which is a constant. This constant is strictly positive and finite. Indeed, this is because on  $\mathcal{N}_1^c$ ,  $a_{i,j(i)} > 0$  by Assumption A and  $h_{i,j} = 1$  implies  $a_{i,j} > 0$ . Since  $Z_{j_1}$  and  $Z_{j_2}$  are independent continuous random variables, it then follows that  $\mathbb{P}(\mathcal{N}_0) = 0$ .

Finally, we focus on the event  $(\mathcal{N}_1 \cup \mathcal{N}_2)^c$ . Then, for any  $i_1, i_2 \in I_s$ , we have  $i_1 \sim i_2$  and let  $\tilde{i}_0, \dots, \tilde{i}_n$  be as in (19). It then follows that  $j(i_1) = j(\tilde{i}_0) = j(\tilde{i}_1) = \dots = j(\tilde{i}_n) = j(i_2)$ . Note that for all  $i \in \langle n \rangle$ ,  $h_{i,j(i)} = 1$  by the definition of  $j(i)$ . Hence,  $j = j(i_1) = j(i_2) \in J^{(s)}$ . We have thus completed the proof.  $\square$

*Proof of Theorem 2.* Since  $\{I_s\}_{s \in \langle r \rangle}$  are disjoint with  $\bigcup_{s \in \langle r \rangle} I_s = \langle n \rangle$ , in the language of the set-covering problem, to cover  $\langle n \rangle$ , we need to cover each  $I_s$ . By part (ii) of Lemma 1, any two different  $I_{s_1}$  and  $I_{s_2}$  cannot be covered by a single set  $H_j$ . Thus we need at least  $r$  sets to cover  $\langle n \rangle$ . On the other hand, with probability one we can select one  $j_s$  from each  $J^{(s)}$  (by part (i) of Lemma 1), which yields a valid cover. That is, with probability one,  $r = r(\mathcal{J}(H))$  and any valid minimum-cost cover of  $\langle n \rangle$  must be as in (21), and vice versa. We have thus proved parts (i) and (ii).

To show (iii), by straight-forward calculation, we have, with probability

one,

$$\begin{aligned}
\sum_{J \in \mathcal{J}_r(A, \mathbf{x})} w_J &= \sum_{j_1 \in J^{(1)}} \cdots \sum_{j_r \in J^{(r)}} w_{j_1, \dots, j_r} \\
&= \sum_{j_1 \in J^{(1)}} \cdots \sum_{j_{r-1} \in J^{(r-1)}} \left[ \prod_{s=1}^{r-1} \widehat{z}_{j_s} f_{Z_{j_s}}(\widehat{z}_{j_s}) \prod_{\substack{j \notin \overline{J}^{(r)} \\ j \neq j_1, \dots, j_{r-1}}} F_{Z_j}(\widehat{z}_j) \right. \\
&\quad \left. \times \left\{ \sum_{j \in J^{(r)}} \left( \widehat{z}_j f_{Z_j}(\widehat{z}_j) \prod_{k \in \overline{J}^{(r)} \setminus \{j\}} F_{Z_k}(\widehat{z}_k) \right) \right\} \right] \\
&= \prod_{s=1}^r \left\{ \sum_{j \in J^{(s)}} \left( \widehat{z}_j f_{Z_j}(\widehat{z}_j) \prod_{k \in \overline{J}^{(s)} \setminus \{j\}} F_{Z_k}(\widehat{z}_k) \right) \right\} \\
&= \prod_{s=1}^r \left( \sum_{j \in J^{(s)}} w_j^{(s)} \right). \tag{33}
\end{aligned}$$

Similarly, we have

$$\sum_{J \in \mathcal{J}_r(A, \mathbf{x})} w_J \nu_J(\mathbf{x}, E) = \prod_{s=1}^r \left( \sum_{j \in J^{(s)}} w_j^{(s)} \nu_j^{(s)}(\mathbf{x}, E) \right). \tag{34}$$

By plugging (33) and (34) into (9), we obtain the desired result and complete the proof.  $\square$

*Proof of Theorem 1.* To prove that  $\nu$  in (9) yields the regular conditional probability of  $\mathbf{Z}$  given  $\mathbf{X}$ , it is enough to show that

$$\mathbb{P}(\mathbf{X} \in D, \mathbf{Z} \in E) = \int_D \nu(\mathbf{x}, E) \mathbb{P}^{\mathbf{X}}(d\mathbf{x}), \tag{35}$$

for all rectangles  $D \in \mathcal{R}_{\mathbb{R}_+^n}$  and  $E \in \mathcal{R}_{\mathbb{R}_+^p}$ . In view of Theorem 2, it is enough to work with  $\nu(\mathbf{x}, E)$  given by (22).

We shall prove (35) by breaking the integration into a suitable sum of integrals over regions corresponding to all hitting matrices  $H$  for the max-linear model  $\mathbf{X} = A \odot \mathbf{Z}$ . We say such a hitting matrix  $H$  is *nice*, if  $J^{(s)}$  defined in (19) is nonempty for all  $s \in \langle r \rangle$ . In view of Lemma 1, it suffices to focus on the set  $\mathcal{H}(A)$  of *nice* hitting matrices  $H$ . Notice that the set  $\mathcal{H}(A)$  is finite since the elements of the hitting matrices are 0's and 1's.

For all rectangles  $D \in \mathcal{R}_{\mathbb{R}_+^n}$ , let

$$D_H = \left\{ \mathbf{x} = A \odot \mathbf{z} : \mathbb{H}(A, \mathbf{x}) = H, \mathbf{x} \in D \right\}$$

be the set of all  $\mathbf{x} \in \mathbb{R}_+^n$  that give rise to the hitting matrix  $H$ . By Lemma 1 (i), for the random vector  $\mathbf{X} = A \odot \mathbf{Z}$ , with probability one, we have

$$\mathbf{X} = \sum_{H \in \mathcal{H}(A)} \mathbf{X} \mathbf{1}_{D_H}(\mathbf{X})$$

and hence

$$\int_D \nu(\mathbf{x}, E) \mathbb{P}^{\mathbf{X}}(d\mathbf{x}) = \sum_{H \in \mathcal{H}(A)} \int_{D_H} \nu(\mathbf{x}, E) \mathbb{P}^{\mathbf{X}}(d\mathbf{x}). \quad (36)$$

Now fix an arbitrary and *non-random* nice hitting matrix  $H \in \mathcal{H}(A)$ . Let  $\{I_s\}_{s \in \langle r \rangle}$  denote the partition of  $\langle n \rangle$  determined by (17) and let  $J^{(s)}, \bar{J}^{(s)}$ ,  $s = 1, \dots, r$  be as in (19). Recall that  $J^{(s)} \subset \bar{J}^{(s)}$  and the sets  $\bar{J}^{(s)}$ ,  $s = 1, \dots, r$  are disjoint.

Focus on the set  $D_H \subset \mathbb{R}_+^n$ . Without loss of generality, and for notational convenience, suppose that  $s \in I_s$ , for all  $s = 1, \dots, r$ . That is,

$$I_1 = \{1, i_{1,2}, \dots, i_{1,k_1}\}, I_2 = \{2, i_{2,2}, \dots, i_{2,k_2}\}, \dots, I_r = \{r, i_{r,2}, \dots, i_{r,k_r}\}.$$

Define the projection mapping  $\mathcal{P}_H : D_H \rightarrow \mathbb{R}_+^r$  onto the first  $r$  coordinates:

$$\mathcal{P}_H(x_1, \dots, x_n) = (x_1, \dots, x_r) \equiv \mathbf{x}_r.$$

Note that  $\mathcal{P}_H$ , restricted to  $D_H$  is one-to-one. Indeed, for all  $i \in I_s$ , we have  $x_i = a_{i,j} \hat{z}_j$  and  $x_s = a_{s,j} \hat{z}_j$ , for all  $j \in J^{(s)}$  (recall (19)). This implies  $x_i = (a_{i,j}/a_{s,j})x_s$ , for all  $i \in I_s$  and all  $s = 1, \dots, r$ . Hence,  $\mathcal{P}_H(\tilde{\mathbf{x}}) = \mathcal{P}_H(\mathbf{x})$  implies  $\tilde{\mathbf{x}} = \mathbf{x}$ .

Consequently, can write  $\mathbf{x} = \mathcal{P}^{-1}(\mathbf{x}_r)$ ,  $\mathbf{x}_r \in \mathcal{P}(D_H)$ , and

$$\int_{D_H} \nu(\mathbf{x}, E) \mathbb{P}^{\mathbf{X}}(d\mathbf{x}) = \int_{\mathcal{P}_H(D_H)} \nu(\mathbf{x}, E) \mathbb{Q}_H^{\mathbf{x}_r}(dx_1 \dots dx_r),$$

where  $\mathbb{Q}_H^{\mathbf{x}_r} := \mathbb{P}^{\mathbf{X}} \circ \mathcal{P}_H^{-1}$  is the induced measure on the set  $\mathcal{P}_H(D_H)$ .

**Lemma 2.** *The measure  $\mathbb{Q}_H^{\mathbf{x}_r}$  has a density with respect to the Lebesgue measure on the set  $\mathcal{P}_H(D_H)$ . The density is given by*

$$\mathbb{Q}_H^{\mathbf{x}_r}(d\mathbf{x}_r) = \mathbf{1}_{\mathcal{P}_H(D_H)}(\mathbf{x}_r) \prod_{s=1}^r \sum_{j \in J^{(s)}} w_j^{(s)}(\mathbf{x}) \frac{dx_1}{x_1} \dots \frac{dx_r}{x_r}. \quad (37)$$

The proof of this result is given below. In view of (37) and (22), we obtain

$$\begin{aligned}
& \int_{\mathcal{P}_H(D_H)} \nu(\mathbf{x}, E) \mathbb{Q}_H^{\mathbf{x}_r}(\mathrm{d}\mathbf{x}_r) \\
&= \int_{\mathcal{P}_H(D_H)} \underbrace{\prod_{s=1}^r \left( \frac{\sum_{j \in J^{(s)}} w_j^{(s)}(\mathbf{x}) \nu_j^{(s)}(\mathbf{x}, E)}{\sum_{k \in J^{(s)}} w_k^{(s)}(\mathbf{x})} \right)}_{=\nu(\mathbf{x}, E)} \\
&\quad \times \underbrace{\prod_{s=1}^r \sum_{j \in J^{(s)}} w_j^{(s)}(\mathbf{x}) \frac{\mathrm{d}x_1}{x_1} \dots \frac{\mathrm{d}x_r}{x_r}}_{=\mathbb{Q}_H^{\mathbf{x}_r}(\mathrm{d}\mathbf{x}_r)} \\
&= \int_{\mathcal{P}_H(D_H)} \prod_{s=1}^r \sum_{j \in J^{(s)}} w_j^{(s)}(\mathbf{x}) \nu_j^{(s)}(\mathbf{x}, E) \frac{\mathrm{d}x_1}{x_1} \dots \frac{\mathrm{d}x_r}{x_r}.
\end{aligned}$$

The latter equals

$$\begin{aligned}
& \sum_{j_1 \in J^{(1)}, \dots, j_r \in J^{(r)}} \int_{\mathcal{P}_H(D_H)} \prod_{s=1}^r w_{j_s}^{(s)}(\mathbf{x}) \nu_{j_s}^{(s)}(\mathbf{x}, E) \frac{\mathrm{d}x_1}{x_1} \dots \frac{\mathrm{d}x_r}{x_r} \\
&\equiv \sum_{j_1 \in J^{(1)}, \dots, j_r \in J^{(r)}} I(j_1, \dots, j_r). \quad (38)
\end{aligned}$$

Fix  $j_1 \in J^{(1)}, \dots, j_r \in J^{(r)}$  and focus on the integral  $I(j_1, \dots, j_r)$  defined above. By replacing  $x_s$  with  $a_{s,j_s} z_{j_s}$ ,  $s = 1, \dots, r$  (simple change of variables), from Relations (23) and (24), we obtain

$$\begin{aligned}
& I(j_1, \dots, j_r) \\
&= \int_{\Omega_H^r(D_H)} \prod_{s=1}^r \left( z_{j_s} f_{Z_{j_s}}(z_{j_s}) \prod_{k \in \bar{J}^{(s)} \setminus \{j_s\}} F_{Z_k}(\widehat{z}_k) \right. \\
&\quad \left. \times \delta_{\pi_{j_s}(E)}(z_{j_s}) \prod_{k \in \bar{J}^{(s)} \setminus \{j_s\}} \mathbb{P}(Z_k \in \pi_k(E) \mid Z_k < \widehat{z}_k) \right) \frac{\mathrm{d}z_{j_1}}{z_{j_1}} \dots \frac{\mathrm{d}z_{j_r}}{z_{j_r}} \\
&= \int_{\Omega_H^r(D_H)} \prod_{s=1}^r f_{Z_{j_s}}(z_{j_s}) \delta_{\pi_{j_s}(E)}(z_{j_s}) \\
&\quad \times \prod_{k \in \langle p \rangle \setminus \{j_1, \dots, j_r\}} \mathbb{P}(Z_k \in \pi_k(E), Z_k < \widehat{z}_k) \mathrm{d}z_{j_1} \dots \mathrm{d}z_{j_r},
\end{aligned}$$

where

$$\Omega_H^r(D_H) := \left\{ (z_{j_1}, \dots, z_{j_r}) : z_{j_s} = x_s / a_{s,j_s}, s = 1, \dots, r, \mathbf{x}_r = (x_s)_{s=1}^r \in \mathcal{P}_H(D_H) \right\}.$$

By the independence of the  $Z_k$ 's the last integral equals

$$\mathbb{P}(\mathbf{Z} \in \Omega_{H;j_1, \dots, j_r}(D_H) \cap E) = I(j_1, \dots, j_r), \quad (39)$$

where

$$\begin{aligned} \Omega_{H;j_1, \dots, j_r}(D_H) &= \left\{ \mathbf{z} \in \mathbb{R}_+^p : \mathbf{x} = A \odot \mathbf{z} \in D_H, \right. \\ &\quad \left. z_{j_s} = x_s / a_{s,j_s}, s = 1, \dots, r, z_k < \widehat{z}_k(\mathbf{x}), k \in \langle p \rangle \setminus \{j_1, \dots, j_r\} \right\}. \end{aligned}$$

By plugging (39) into (38), we obtain

$$\begin{aligned} \int_{D_H} \nu(\mathbf{x}, E) \mathbb{P}^{\mathbf{X}}(d\mathbf{x}) &= \int_{\mathcal{P}_H(D_H)} \nu(\mathbf{x}, E) \mathbb{Q}_H^{\mathbf{X}_r}(d\mathbf{x}_r) \\ &= \sum_{j_1 \in J^{(1)}, \dots, j_r \in J^{(r)}} \mathbb{P}(\mathbf{Z} \in \Omega_{H;j_1, \dots, j_r}(D_H) \cap E) = \mathbb{P}(A \odot \mathbf{Z} \in D_H, \mathbf{Z} \in E), \end{aligned} \quad (40)$$

because the summation over  $j_s \in J^{(s)}$ ,  $s = 1, \dots, r$  accounts for all relevant hitting scenarios corresponding to the matrix  $H$ . Plugging (40) into (36), we have

$$\int_D \nu(\mathbf{x}, E) \mathbb{P}^{\mathbf{X}}(d\mathbf{x}) = \sum_{H \in \mathcal{H}(A)} \mathbb{P}(\mathbf{X} \equiv A \odot \mathbf{Z} \in D_H, \mathbf{Z} \in E) = \mathbb{P}(\mathbf{X} \in D, \mathbf{Z} \in E).$$

This completes the proof of Theorem 1.  $\square$

*Proof of Lemma 2.* Consider the random vector  $\mathbf{X}_r = (X_1, \dots, X_r)$ . Observe that by the definition of the set  $\mathcal{P}_H(D_H)$ , on the event  $\{\mathbf{X}_r \in \mathcal{P}_H(D_H)\}$ , we have

$$\mathbf{X}_r = \sum_{j_1 \in J^{(1)}, \dots, j_r \in J^{(r)}} \begin{pmatrix} a_{1,j_1} Z_{j_1} \\ \vdots \\ a_{r,j_r} Z_{j_r} \end{pmatrix} \prod_{s=1}^r \underbrace{\mathbf{1}\left\{ \bigvee_{k \in \overline{J}^{(s)} \setminus \{j_s\}} a_{s,k} Z_k < a_{s,j_s} Z_{j_s} \right\}}_{\equiv \mathbf{1}(C_{s,j_s})}. \quad (41)$$

Note that since  $J(s) \subset \overline{J}^{(s)}$ ,  $s = 1, \dots, r$ , the events  $\bigcap_{s=1}^r C_{s,j_s}$  are disjoint for all  $r$ -tuples  $(j_1, \dots, j_r) \in J^{(1)} \times \dots \times J^{(r)}$ .

Recall that our goal is to establish (37). By the fact that the sum in (41) involves only one non-zero term, with probability one, we have that for all  $\Delta \subset \mathcal{P}_H(D_H)$ :

$$\begin{aligned} \mathbb{Q}_H^{\mathbf{X}_r}(\Delta) &\equiv \mathbb{P}(\mathbf{X}_r \in \Delta) \\ &= \sum_{j_1 \in J^{(1)}, \dots, j_r \in J^{(r)}} \mathbb{P}\left(\{(\xi_{j_1}, \dots, \xi_{j_r}) \in \Delta\} \cap \left(\bigcap_{s=1}^r C_{s,j_s}\right)\right), \end{aligned} \quad (42)$$

where

$$\xi_{j_s} \equiv a_{s,j_s} Z_{j_s}.$$

Now, consider the last probability, for fixed  $j_s \in J^{(s)}$ ,  $s = 1, \dots, r$ . Notice that the random variables  $\xi_{j_s}$ ,  $s = 1, \dots, r$  are independent and they have densities  $f_{Z_{j_s}}(x_s/a_{s,j_s})/a_{s,j_s}$ ,  $x_s \in \mathbb{R}_+$ . We also have that the events  $C_{s,j_s}$ ,  $s = 1, \dots, r$  are mutually independent, since their definitions involve  $Z_k$ 's indexed by disjoint sets  $\overline{J}^{(s)}$ ,  $s = 1, \dots, r$ . By conditioning on the  $\xi_{j_s}$ 's, we obtain that the probability in the right-hand side of (42) equals

$$\begin{aligned} &\int_{\Delta} \left( \prod_{s=1}^r \frac{1}{a_{s,j_s}} f(x_s/a_{s,j_s}) \right) \times \prod_{s=1}^r \mathbb{P}\left( \bigvee_{k \in \overline{J}^{(s)} \setminus \{j_s\}} a_{s,k} Z_k < x_s \right) dx_1 \cdots dx_r \\ &= \int_{\Delta} \prod_{s=1}^r \left( \frac{1}{a_{s,j_s}} f(x_s/a_{s,j_s}) \prod_{k \in \overline{J}^{(s)} \setminus \{j_s\}} F_{Z_k}(x_s/a_{s,j_s}) \right) dx_1 \cdots dx_r. \end{aligned}$$

In view of (41) and (23), replacing  $\sum_{j_1 \in J^{(1)}, \dots, j_r \in J^{(r)}} \prod_{s=1}^r \dots$  by  $\prod_{s=1}^r (\sum_{j \in J^{(s)}} \dots)$ , we obtain that the measure  $\mathbb{Q}_H^{\mathbf{X}_r}$  has a density on  $\mathcal{P}(D_H)$ , given by (37). Notice that in this case we have  $\hat{z}_{j_s} = x_s/a_{s,j_s}$ ,  $j_s \in J^{(s)}$ .  $\square$

## References

- [1] A. A. Balkema and S. I. Resnick. Max-infinite divisibility. *J. Appl. Probability*, 14(2):309–319, 1977.
- [2] T. Buishand, L. de Haan, and C. Zhou. On spatial extremes: With application to a rainfall problem. *Ann. Appl. Stat.*, 2(2):624–642, 2008.

- [3] A. Caprara, P. Toth, and M. Fischetti. Algorithms for the set covering problem. *Ann. Oper. Res.*, 98:353–371 (2001), 2000. Optimization theory and its application (Perth, 1998).
- [4] S. G. Coles and J. A. Tawn. Modelling extremes of the areal rainfall process. *J. Roy. Statist. Soc. Ser. B*, 58(2):329–347, 1996.
- [5] D. Cooley, D. Nychka, and P. Naveau. Bayesian spatial modeling of extreme precipitation return levels. *J. Amer. Statist. Assoc.*, 102(479):824–840, 2007.
- [6] P. Cowpertwait, V. Isham, and C. Onof. Point process models of rainfall: developments for fine-scale structure. *Proc. R. Soc. Lond. Ser. A Math. Phys. Eng. Sci.*, 463(2086):2569–2587, 2007.
- [7] D. J. Daley and D. Vere-Jones. *An introduction to the theory of point processes. Vol. II.* Probability and its Applications (New York). Springer, New York, second edition, 2008. General theory and structure.
- [8] R. A. Davis and S. I. Resnick. Basic properties and prediction of max-ARMA processes. *Adv. in Appl. Probab.*, 21(4):781–803, 1989.
- [9] R. A. Davis and S. I. Resnick. Prediction of stationary max-stable processes. *Ann. Appl. Probab.*, 3(2):497–525, 1993.
- [10] A. C. Davison and R. L. Smith. Models for exceedances over high thresholds. *J. Roy. Statist. Soc. Ser. B*, 52(3):393–442, 1990. With discussion and a reply by the authors.
- [11] L. de Haan. A characterization of multidimensional extreme-value distributions. *Sankhyā Ser. A*, 40(1):85–88, 1978.
- [12] L. de Haan. A spectral representation for max-stable processes. *Ann. Probab.*, 12(4):1194–1204, 1984.
- [13] L. de Haan and A. Ferreira. *Extreme value theory, an introduction.* Springer Series in Operations Research and Financial Engineering. Springer, New York, 2006.
- [14] L. de Haan and T. T. Pereira. Spatial extremes: Models for the stationary case. *The Annals of Statistics*, 34:146–168, 2006.
- [15] L. de Haan and J. Pickands, III. Stationary min-stable stochastic processes. *Probab. Theory Relat. Fields*, 72(4):477–492, 1986.

- [16] R. Furrer, D. Nychka, and S. Sain. *fields: Tools for spatial data*, 2009. R package version 6.01.
- [17] E. Giné, M. G. Hahn, and P. Vatan. Max-infinitely divisible and max-stable sample continuous processes. *Probab. Theory Related Fields*, 87(2):139–165, 1990.
- [18] T. Gneiting, F. Balabdaoui, and A. E. Raftery. Probabilistic forecasts, calibration and sharpness. *J. R. Stat. Soc. Ser. B Stat. Methodol.*, 69(2):243–268, 2007.
- [19] Z. Kabluchko, M. Schlather, and L. de Haan. Stationary max-stable fields associated to negative definite functions. *Ann. Probab.*, 37(5):2042–2065, 2009.
- [20] P. Naveau, A. Guillou, D. Cooley, and J. Diebolt. Modelling pairwise dependence of maxima in space. *Biometrika*, 96(1):1–17, 2009.
- [21] R Development Core Team. *R: A Language and Environment for Statistical Computing*. R Foundation for Statistical Computing, Vienna, Austria, 2009. ISBN 3-900051-07-0.
- [22] S. I. Resnick. *Extreme Values, Regular Variation and Point Processes*. Springer-Verlag, New York, 1987.
- [23] S. I. Resnick. *Heavy-tail phenomena. Probabilistic and statistical modeling. Springer Series in Operations Research and Financial Engineering*. Springer, New York, 2007.
- [24] S. I. Resnick and R. Roy. Random usc functions, max-stable processes and continuous choice. *Ann. Appl. Probab.*, 1(2):267–292, 1991.
- [25] M. Schlather. Models for stationary max-stable random fields. *Extremes*, 5:33–44, 2002.
- [26] M. Schlather and J. A. Tawn. A dependence measure for multivariate and spatial extreme values: Properties and inference. *Biometrika*, 90:139–156, 2003.
- [27] R. L. Smith. Max-stable processes and spatial extremes. unpublished manuscript, 1990.
- [28] S. M. Srivastava. *A course on Borel sets*, volume 180 of *Graduate Texts in Mathematics*. Springer-Verlag, New York, 1998.



- [29] S. A. Stoev and M. S. Taqqu. Extremal stochastic integrals: a parallel between max-stable and alpha-stable processes. *Extremes*, 8(3):237–266, 2006.
- [30] Y. Wang and S. A. Stoev. On the structure and representations of max-stable processes. Technical Report 487, Department of Statistics, University of Michigan, <http://arxiv.org/abs/0903.3594>, 2009.
- [31] Z. Zhang and R. L. Smith. The behavior of multivariate maxima of moving maxima processes. *J. Appl. Probab.*, 41(4):1113–1123, 2004.