

Finite-Size Scaling in Random K -Satisfiability Problems

Sang Hoon Lee,¹ Meesoon Ha,^{1,*} Chanil Jeon,¹ and Hawoong Jeong^{1,2}

¹*Department of Physics, Korea Advanced Institute of Science and Technology, Daejeon 305-701, Korea*

²*Institute for the BioCentury, Korea Advanced Institute of Science and Technology, Daejeon 305-701, Korea*

(Dated: June 17, 2019)

We provide a comprehensive view of various phase transitions in random K -satisfiability problems solved by stochastic-local-search algorithms. In particular, we focus on the finite-size scaling (FSS) exponent, which is mathematically important and practically useful in analyzing finite systems. Using the FSS theory of nonequilibrium absorbing phase transitions, we show that the density of unsatisfied clauses clearly indicates the transition from the solvable (absorbing) phase to the unsolvable (active) phase as varying the noise parameter and the density of constraints. Based on the solution clustering (percolation-type) argument, we conjecture two possible values of the FSS exponent, which are confirmed reasonably well in numerical simulations for $2 \leq K \leq 3$.

PACS numbers: 02.70.-c, 05.40.-a, 64.60.Ht, 89.20.Ff

The K -satisfiability problem (K -SAT) is well known as nondeterministic polynomial-time (NP) complete when $K \geq 3$. It is the decision problem of whether an instance of Boolean variables can be satisfied by variable assignments. The instance is the conjunction (\wedge) of clauses and each clause is the disjunction (\vee) of K numbers of variables (or negations). Determining the K -SAT solvability within reasonable computational time is one of principal unsolved problems in computer science [1]. Moreover, it is fundamentally important, connected to many applications. Substantial progress of such constraint satisfaction problems (CSPs) has been achieved [1–6] by either numerical or analytical techniques.

Since the pioneering work for critical behaviors in the random K -SAT by Kirkpatrick and Selman [3], mathematics and physics communities have paid attention to structural phase transitions in the solution space, their scaling behaviors, and the exact locations of transition points in the thermodynamic limit. An instance of the K -SAT can be interpreted as a K -spin interacting system in statistical physics and its solution as the ground state of the Hamiltonian for the corresponding spin system. Based on the interpretation, there are many suggestions for deeper connection between the criticality in the spin-glass theory and the intractability of the NP complete problem as well as many conjectures from both fields by trial and error regarding computational hardness.

However, few systematic tests of critical behaviors were presented in the context of finite-size scaling (FSS) [3, 4]. In particular, discussions about the FSS exponent and the transition nature are rare due to the difficulty in finding exact locations of various transitions in the thermodynamic limit using finite systems, except for $K = 2$ where all the transitions occur at the same location as a continuous percolation transition of the solution space.

There are various solving techniques of CSPs available. For large unstructured CSPs, one can solve by either general-purpose deterministic algorithms, e.g., DPLL [7], (or more tailored message passing algorithms like Be-

lief and Survey Propagation [5]) or stochastic-local-search (SLS) algorithms that are generally competitive for large and least-structured CSPs, e.g., the random K -SAT. In SLS algorithms, assigned values to variables are successively flipped, based on the local information of algorithmic details. Starting with the celebrated simulated annealing algorithm by Kirkpatrick *et al.* [8], several focused SLS algorithms have been developed: RandomWalkSAT [9], WalkSAT [10], focused Metropolis search (FMS) [11], and average SAT (ASAT) [12].

All the solving techniques, however, have difficulties in approaching a sharp change of the ensemble for random CSPs, namely a “phase transition”. Deterministic one, in spite of its exactness, suffers from severely limited system sizes, while stochastic one is able to deal with much larger system sizes but their results are less accurate than the former due to fluctuations and some ambiguity caused by the limited simulation time [13].

In this Letter, we propose a new systematic method to analyze data obtained from finite systems, which can resolve numerical accuracy issues from the limited system size, the method of sampling, and the computational time. It is based on the FSS analysis of nonequilibrium absorbing phase transitions (APTs) [14]. We employ it to characterize critical behaviors of the transition from the solvable (SOL, absorbing) phase to the unsolvable (UNSOL, active) phase in the random K -SAT, in terms of the density of unsatisfied (UNSAT) clauses as an indicator and a solution as an absorbing state.

The Boolean expression of an *instance* F in the random K -SAT is written as $F = [C_1 \wedge C_2 \wedge \cdots \wedge C_M]$, where each *clause* C_i is given by $C_i = (y_{i1} \vee y_{i2} \vee \cdots \vee y_{iK})$, and each value of y_{ij} is randomly assigned from the set $\{x_1, \neg x_1, \cdots, x_N, \neg x_N\}$ of $2N$ Boolean variables (themselves and their negation). The above conjunctive norm form of F can be also expressed as a bipartite network (factor graph) form, too. The density of constraints ($\alpha \equiv M/N$) plays the role of a control parameter in the random K -SAT since it can determine the satisfiability

ity [3] and the average solving time of algorithms [15]. As α increases, it gets harder to find the SAT configuration of variables, and eventually the solution does not exist for too large α values. At least one threshold, therefore, must exist between the SAT and UNSAT phases.

Using the most recently developed SLS algorithm, ASAT [12], we systematically show how to find such a threshold value from numerical data of finite systems, denoted as α_c in the thermodynamic limit, as well as critical exponents. They correspond to the solvability transition point and its critical behaviors, very similar to those of nonequilibrium APTs. Among lots of algorithms, ASAT deserves to be considered the representative case of our new FSS analysis because it is not only the most efficient focused SLS heuristic but also the simplest variant of well-known algorithms with the specific value of the noise parameter of ASAT, e.g., RandomWalkSAT.

Since our main interest is the minimal model study of the random K -SAT, we here present only the results of ASAT and its limiting case, RandomWalkSAT, but our new analysis techniques can be easily applied to any other algorithms (partially tested in [16]). For those who are interested in the graph coloring problem (Q -COL), WalkCOL in [17] would be the best to be tested by the same FSS analysis as what we do. It is because WalkCOL is the exact adaptation of ASAT in the random Q -COL.

We explore the random K -SAT by ASAT as follows: Choose a clause at random among the set of UNSAT clauses and then randomly try flipping one assigned value out of K variables in the chosen clause. The trial flip is accepted with certainty unless the total number of UNSAT clauses, M_u increases, or with a probability p (noise parameter) if M_u increases. Whether each trial flip is accepted or not, time is incremented by Δt . In general, one takes $\Delta t = 1/N$ (or $1/M$) where N is the total number of variables and $M = \alpha N$, so that a unit time interval (Monte-Carlo step) corresponds to one trial flip per variable on average. However, our choice is restricted to UNSAT clauses only in order to improve the simulation efficiency of ASAT (by definition, it is a focused heuristic), such that $\Delta t = 1/M_u(t)$. Here $M_u(t)$ is the total number of UNSAT clauses at time t . The simulation is terminated either if a solution is found or if the given instance is not solved yet until the maximal time, T_{\max} .

So far, critical behaviors near the SOL/UNSOL transition have been discussed in terms of the fraction of solved/successful samples, $P_s(\alpha, N)$, and the FSS exponent $\bar{\nu}$ that determines the FSS width of a continuous phase transition as $|\epsilon|N^{1/\bar{\nu}}$, where $\epsilon = (\alpha - \alpha_c)/\alpha_c$. This is based on the fact that there is some diverging correlation volume, $\xi_v \sim |\epsilon|^{-\bar{\nu}}$ ($\xi_v = N$ in finite systems at $\epsilon = 0$), like the diverging correlation length as $\xi \sim |\epsilon|^{-\nu}$ ($\xi = L$ with $L = N^{1/d}$ in d -dimensional finite lattices at $\epsilon = 0$). One can find the detailed discussion of $\bar{\nu}$ for non-regular lattice types, complex networks, in [18].

Our FSS analysis in the random K -SAT follows the

postulate of a diverging dynamical correlation volume, ξ_v , at the solvability transition whose physical manifestation is the presence of dynamical heterogeneities with infinitely many solution states. Using the analogy of the FSS concept in the static simulations of nonequilibrium APTs, we measure two more physical quantities, (besides the solved-sample fraction, P_s), playing roles as good and independent indicators in SLS algorithmic phase transitions: the solving time and the density of UNSAT clauses.

The solving time, τ , can be determined in two ways from $P_s(\alpha, N, t)$ for $t \leq T_{\max}$: (1) $\tau_H(\alpha, N) = t^*$ when $P_s(\alpha, N, t^*) = 1/2$, corresponding to the median value of the solution time set. (2) $[\tau(\alpha, N)]$, where $[\cdot]$ denotes an average restricted to SOL trials before T_{\max} out of all trial samples. Since both are well-defined in the SOL phase ($\epsilon < 0$), they indicate the transition into the UNSOL phase ($\epsilon > 0$) for $N \gg \xi_v$ as $\tau \sim |\epsilon|^{-\nu_{\parallel}}$, like the relaxation time in APTs. Incorporating the size-dependence generally yields $\tau(\alpha, N) = N^{\bar{z}} h(\epsilon N^{1/\bar{\nu}})$, where $h(x) \sim x^{-\nu_{\parallel}}$ for large x and $\tau \sim N^{\bar{z}}$ at $\epsilon = 0$ with $\bar{z} = \nu_{\parallel}/\bar{\nu}$. In the SOL phase, τ approaches a constant as $N \rightarrow \infty$, while in the UNSOL phase it grows exponentially with N . It is noted that we present τ_H only.

The density of UNSAT clauses, $\rho_u(\equiv M_u/N)$, plays a role of another good indicator in the solvability transition of the random K -SAT, namely “active clause” density as if the order parameter of APTs. In applying FSS to its critical behaviors, one should notice that the true stationary state of a finite system is only the SOL state. To learn about the UNSOL state from algorithm tests, one should investigate the quasistationary state describing the statistical properties of UNSOL trials with some initial transient, and determine such quasistationary properties from averages over UNSOL representatives out of a large independent trial set with random initial conditions. After the initial transient (depending on both α and N), $\langle \rho_u(\alpha, N, t) \rangle = \langle \rho_u(\alpha, N, t) \rangle_{\text{all}} / \{1 - P_s(\alpha, N, t)\}$, which gets saturated to $\langle \tilde{\rho}_u(\alpha, N) \rangle$ for $t \gg N^{\bar{z}}$. Here $\langle \cdot \rangle$ corresponds to an average restricted to UNSOL trials and $\langle \cdot \rangle$ to an average of saturated steady values.

Near the transition for small $|\epsilon|$ and large N , the survival UNSAT density is written in the FSS form, $\langle \tilde{\rho}_u(\alpha, N) \rangle = N^{-\theta} g(\epsilon N^{1/\bar{\nu}})$, where $g(x) \sim x^{\theta \bar{\nu}}$ for $x \gg 1$ and $N \gg \xi_v$. In the SOL phase, it trivially scales as $\langle \tilde{\rho}_u(\alpha, N) \rangle \sim N^{-1}$, so $g(x) \sim |x|^{\bar{\nu}(1+\theta)}$ for negatively large x . The α_c value may also be found by examining its N -dependence as $\langle \tilde{\rho}_u(\alpha_c, N) \rangle \sim N^{-\theta}$ since in the SOL phase, it falls off as N^{-1} , while in the UNSOL phase, it approaches an α -dependent value.

Finally, we explain the dynamic scaling of $\langle \rho_u(N, t) \rangle$, averaged over survival trials at α_c with random initial configurations, where the time dependence only involves the ratio $t/N^{\bar{z}}$, so that $\langle \rho_u(N, t) \rangle \sim N^{-\theta} f(t/N^{\bar{z}})$. It is, however, hard to observe the saturated regime for $t \gg N^{\bar{z}}$ ($\xi_v \sim t^{1/\bar{z}}$) as N increases, so it is better to focus on the temporal decay regime for $t \ll N^{\bar{z}}$, i.e., $\xi_v \ll N$

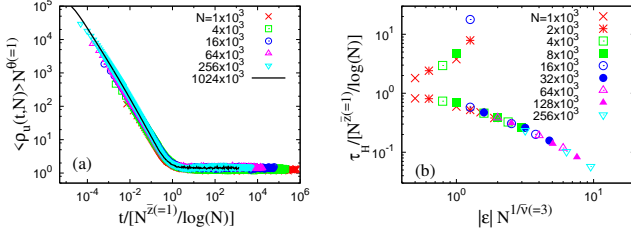


FIG. 1: (Color online) FSS for 2-SAT by ASAT with $p = 1/2$, where logarithmic corrections to scalings are found as (a) $\langle \rho_u(N, t) \rangle N^\theta = f(t/[N^{\bar{z}}/\log(N)])$ and (b) $\tau_H(\alpha, N)/[N^{\bar{z}}/\log(N)] = h(|\epsilon|N^{1/\bar{\nu}})$ with $\epsilon = (\alpha - \alpha_c)/\alpha_c$. For the convenience, the same symbols and lines are taken to the same system sizes in Figs. 2 and 3.

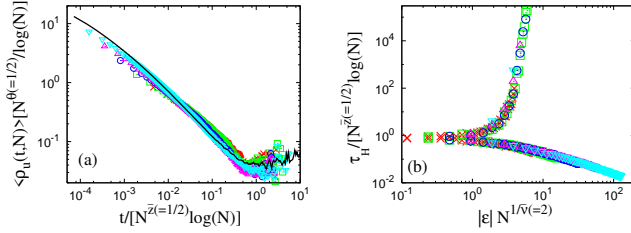


FIG. 2: (Color online) FSS for 3-SAT by the limiting case of ASAT ($p = 1$), RandomWalkSAT, with logarithmic corrections to scalings as (a) $\langle \rho_u(N, t) \rangle N^{\theta} / \log(N) = f(t/[N^{\bar{z}} \log(N)])$ and (b) $\tau_H(\alpha, N)/[N^{\bar{z}} \log(N)] = h(|\epsilon|N^{1/\bar{\nu}})$.

with the largest N value one can test, which enables to determine both α_c and $\delta(= \theta/\bar{z})$ at the same time with the pretty good accuracy. This is why $\langle \rho_u(N, t) \rangle \sim t^{-\delta}$ should be first investigated without any assumption of the θ value: $\langle \rho_u(N, t) \rangle = t^{-\delta} F(t/N^{\bar{z}})$, where $F(x) = \text{constant}$ for $x \ll 1$ and $F(x) \sim x^\delta$ for $x \gg 1$.

We now present scaling properties tested for $2 \leq K \leq 3$ by ASAT with the noise parameter p , where we set $T_{\max} = 10^8$ and test at most 10^3 (5×10^2) samples for 2-SAT (3-SAT). The values of p are chosen as follows: SLS algorithms may have the *optimal* p value that exists between too less noise to prevent the escape of the system from local energy minima and too much fluctuations. By definition, an optimized algorithm ($p = p_{\text{opt}}$) finds solutions with the fastest solving time up to the largest α value. It was reported that ASAT for 3-SAT, $p_{\text{opt}} \simeq 0.21$, allowing to find solutions up to $\alpha_{\text{lin}} \simeq 4.21$ where the number of flipping variables is linearly proportional to N until a solution is found [12]. In contrast, there are no optimal p values for 2-SAT. It seems to be because all the transitions occur at $\alpha_c = 1$ as the mean-field (MF) *percolation* transition with $\bar{\nu} = 3$. Such a conjecture has been confirmed by the same FSS test [16] in $(2+X)$ -SAT with $X \in [0, 1]$ (well-discussed in [4]). Up to a specific X^* value ($X^* = 2/5$), it behaves as if 2-SAT without the complexity issue of the solution space. Here X is the probability for 3-SAT clauses in an instance.

Figure 1 shows FSS tests for 2-SAT by ASAT with $p = 1/2$, where critical exponents are obtained from τ and ρ_u as varying α , N , and t . In particular, we indicate the precise α_c location as $\alpha_c = 1.00(2)$ with $\delta = 1.0$ using the plateau and inflection-point analysis of effective exponent plots for various system sizes (not shown here). Through the conventional FSS analysis, we obtain $\theta = \bar{z} = 1.0$ and $\bar{\nu} = 3.0$, where $\delta = \theta/\bar{z}$ is also checked within error bars. Note that logarithmic correction to scalings exist as $\tau_H \sim N^{\bar{z}}/\log(N)$, stemming from the presence of quenched disorder in finite CSPs. Scaling behaviors of 2-SAT, including $(2+X)$ -SAT for $X \leq X^*$, do not depend on p in ASAT, indeed, and even in the limiting case of ASAT, RandomWalkSAT ($p = 1$), as well. In spite of the well-known results of 2-SAT, its detailed scaling properties have rarely been checked systematically for finite systems. Thus, our FSS analysis in 2-SAT could be a prototype of further applications, including our test in 3-SAT where we find an interesting result that critical behaviors in RandomWalkSAT are quite different from those in the optimized ASAT with $p = p_{\text{opt}} = 0.21$ using the same analysis as Fig. 1.

Figure 2 shows FSS tests for 3-SAT by RandomWalkSAT at $\alpha_c = 2.670(5)$ with $\theta = \bar{z} = 0.50$ and $\bar{\nu} = 2.0$, where the precise location of α_c is first identified with $\delta = 1.0$. These results are exactly the same as those in the MF *directed percolation* (DP) transition with infinitely many absorbing states [14], within the SAT phase of 3-SAT, even though there are logarithmic corrections to scalings again: $\langle \rho_u(t) \rangle \sim [\log(t)]^{0.25}/t$, $\langle \bar{\rho}_u(N) \rangle \sim \log(N)/\sqrt{N}$, and $\tau_H \sim \sqrt{N} \log(N)$, respectively.

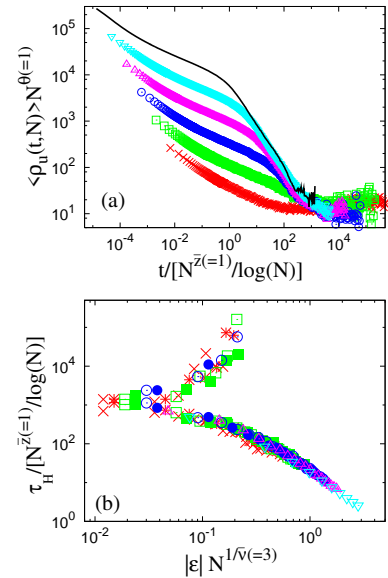


FIG. 3: (Color online) FSS for 3-SAT by the optimized ASAT ($p = p_{\text{opt}} \simeq 0.21$) with logarithmic corrections to scalings as (a) $\langle \rho_u(N, t) \rangle N^\theta = f(t/[N^{\bar{z}}/\log(N)])$ and (b) $\tau_H(\alpha, N)/[N^{\bar{z}}/\log(N)] = h(|\epsilon|N^{1/\bar{\nu}})$.

TABLE I: SOL/UNSOL threshold and critical exponents for 2-SAT and 3-SAT by ASAT with the noise parameter p .

| | p | α_c | δ | \bar{z} | θ | $\bar{\nu}$ |
|-------|-------------|------------|----------|-----------|----------|-------------|
| 2-SAT | any $p(>0)$ | 1.00(2) | 1.0 | 1.0 | 1.0 | 3.0 |
| 3-SAT | 1.00 | 2.670(5) | 1.0 | 0.5 | 0.5 | 2.0 |
| | 0.21 | 4.185(5) | 1.0 | 1.0 | 1.0 | 3.0 |

However, the optimized ASAT for 3-SAT ($p_{\text{opt}} = 0.21$) exhibits totally different scaling behaviors from those in RandomWalkSAT. It is because its transition is located well below the clustering and condensation transition threshold, $\alpha_c < \alpha_d$, where $\alpha_d \simeq 3.86$ in [6] (related to the MF percolation transition of solutions for 3-SAT), while that of the optimized ASAT is much above α_d and rather close to α_s (the SAT/UNSAT threshold).

At the first sight of Fig. 3(a), the FSS collapse of $\langle \rho_u(t, N) \rangle$ does not seem to be good with $\theta = \bar{z} = 1.0$ due to N -independent initial transient before the true scaling regime. We find a transition occurring at $\alpha_c = 4.185(5)$ and $\delta = 1.0$ accompanying with logarithmic corrections to scalings. After the initial transient, the true scaling regime becomes clearly extended as N increases, while in small system sizes, $\mathcal{O}(10^3)$, such a regime is absent. Figure 3(b) shows that $\bar{\nu} = 3.0$ and $\bar{z} = 1.0$ with logarithmic corrections to scalings (same as Fig. 1). We are also aware at $\alpha^* = 4.26$ (very near α_s) of a nontrivial power-law decay exponent, $\delta \simeq 0.20(5)$ (or \log) [16], but it is not relevant to our current work, so not shown here. Relevant numerical results are summarized in Table I.

In summary, we have analyzed the random K -SAT by the simplest SLS heuristic in the numerical framework of nonequilibrium APTs. Two possible values of the FSS exponent ($\bar{\nu}$) in 3-SAT are conjectured: One is $\bar{\nu} = 2$ in the DP universality class with infinitely many absorbing states [14] if $\alpha_c < \alpha_d$. The other is $\bar{\nu} = 3$ in the percolation universality class (same as 2-SAT) if $\alpha_d < \alpha_c < \alpha_s$, where α_d is the condensation and clustering threshold and α_s is the SAT/UNSAT threshold [5, 6], which are numerically confirmed with logarithmic corrections to scalings. We conclude with a few remarks for further studies: Dealing with numerical data in K -SAT, one should know serious finite-size effects of small systems, $N \lesssim \mathcal{O}(10^3)$. The FSS analysis we tested here would be widely applicable to test CSP algorithms' performance. The validity check of our results and methods could be possible in Q -COL. Finally, the sampling bias of SLS algorithms discussed in [19] would be interesting to be considered in random K -SAT (already smeared) at a universality perspective of the SOL/UNSOL transition.

This work was supported by NAP of Korea Research Council of Fundamental Science & Technology and by the BK21 project. SHL and MH would acknowledge fruitful discussion with John Ardelius, Erik Aurell and Mikko Alava, and the kind hospitality of NORDITA, where the main idea was initiated. MH would appreciate valuable

comments by Haijun Zhou, Lenka Zdeborová, Alexander K. Hartmann and Stefan Boettcher. Computation was partially carried out using KIAS supercomputers.

* Corresponding author: msha@kaist.ac.kr

- [1] A.K. Hartmann and M. Weigt, *Phase Transitions in Combinatorial Optimization Problems* (Wiley-VCH, 2001).
- [2] G. Biroli, R. Monasson, and M. Weigt, Eur. Phys. J. B **14**, 551 (2000); M. Leone, F. Ricci-Tersenghi, and R. Zecchina, J. Phys. A **34**, 4615 (2001); D. Achlioptas, A. Naor, and Y. Peres, Nature **435**, 759 (2005); F. Krzakala and J. Kurchan, Phys. Rev. E **76**, 021122 (2007); Eur. Phys. J. B **64**, 563 (2008).
- [3] S. Kirkpatrick and B. Selman, Science **264**, 1297 (1994).
- [4] R. Monasson *et al.*, Nature (London) **400**, 133 (1999); Random Structures and Algorithms **15**, 414 (1999); D.B. Wilson, Random Structures and Algorithms **21**, 182 (2002); C. Deroulers and R. Monasson, Eur. Phys. J. B **49**, 339-369 (2006); A. Dembo and A. Montanari, Ann. Appl. Probab. **18**, 1993 (2008).
- [5] M. Mézard, G. Parisi, and R. Zecchina, Science **297**, 812 (2002); M. Mézard and R. Zecchina, Phys. Rev. E **66**, 056126 (2002).
- [6] F. Krzakala *et al.*, Proc. Natl. Acad. Sci. USA **104**, 10318 (2007); M. Alava *et al.*, *ibid.* **105**, 15253 (2007).
- [7] M. Davis and H. Putnam, J. Assoc. Comput. Machinery **7**, 201 (1960).
- [8] S. Kirkpatrick, S. D. Jr. Gelatt, and M. P. Vecchi, Science **220**, 671 (1983).
- [9] C.H. Papadimitriou, in *Proceedings of the 32nd Annual Symposium on Foundations of Computer Science* (IEEE Computer Society Press, New York, 1991), pp. 163-169.
- [10] B. Selman, H. Kautz, and B. Cohen, in *Cliques, Coloring, and Satisfiability*, DIMAC Series in Discrete Mathematics and Theoretical Computer Science American Mathematical Society, Providence, Rhode Island, 1996, pp. 521-532.
- [11] S. Seitz, M. Alava, and P. Orponen, J. Stat. Mech.: Theory Exp. (2005) P06006.
- [12] J. Ardelius and E. Aurell, Phys. Rev. E **74**, 037702 (2006).
- [13] W. Barthel *et al.*, Phys. Rev. Lett. **88**, 188701 (2002); W. Barthel, A.K. Hartmann, and M. Weigt, Phys. Rev. E **67**, 066104 (2003); G. Semerjian and R. Monasson, *ibid.* **67**, 066103(2003).
- [14] J. Marro and R. Dickman, *Nonequilibrium Phase Transitions in Lattice Models* (Cambridge University Press, Cambridge, 1999).
- [15] D. Mitchell, B. Selman, and H. Levesque, in *Proceedings of the Tenth National Conference on Artificial Intelligence AAAI-92* (AAAI Press, San Jose, CA, July 1992), pp. 456-465.
- [16] S.H. Lee, M. Ha, and H. Jeong (in preparation).
- [17] L. Zdeborová and F. Krzakala, Phys. Rev. E **76**, 031131 (2007).
- [18] H. Hong, M. Ha, and H. Park, Phys. Rev. Lett. **98**, 258701 (2007).
- [19] A. Mann and A.K. Hartmann, arXiv:1004.4230.