

Finite-Size Scaling in Random K -Satisfiability Problems

Sang Hoon Lee,¹ Meesoon Ha,^{1,*} Chanil Jeon,¹ and Hawoong Jeong^{1,2}

¹*Department of Physics, Korea Advanced Institute of Science and Technology, Daejeon 305-701, Korea*

²*Institute for the BioCentury, Korea Advanced Institute of Science and Technology, Daejeon 305-701, Korea*

(Dated: October 13, 2019)

We explore random K -satisfiability problems (K -SAT) in terms of a focused stochastic-local-search heuristic, the average SAT algorithm (ASAT). In the context of finite-size scaling (FSS), we provide a comprehensive view of threshold behaviors in random K -SAT. The density of unsatisfied clauses clearly indicates the transition from the solved phase (SOL) to the unsolved phase (UNSOL) as varying the noise parameter and the density of constraints, which is analogous to the order parameter of nonequilibrium absorbing phase transitions. In particular, we focus on the FSS exponent to characterize phase transitions in finite systems, which is still unresolved as well as the transition nature. Based on independently measurable scaling properties near and at the SOL-UNSOL transition, we propose the schematic phase diagram of ASAT and conjecture two possible values of the FSS exponent, which are confirmed using extensive numerical simulations for $K = 2$ and 3.

PACS numbers: 02.70.-c, 05.40.-a, 64.60.Ht, 89.20.Ff

The K -satisfiability problem (K -SAT) is well known in computation complexity theory as non-polynomial (NP) complete when $K \geq 3$. It is the decision problem of whether an instance of Boolean variables can be satisfied (TRUE) by the assignment of the variables, where the instance is the conjunction (\wedge) of clauses and each clause is the disjunction (\vee) of K numbers of variable and their negations. Determining the possibility to solve K -SAT within reasonable computational times is one of principal unsolved problems in computer science [1]. Moreover, K -SAT is the simplest of fundamentally important problems in theoretical computer science, connected to many applications, like Ising model in statistical physics. Substantial progress of such constraint satisfaction problems (CSPs) has been achieved [1–7] by either numerical or analytical techniques.

Since the pioneering work of Kirkpatrick and Selman [3] where they first reported critical behaviors in random K -SAT, both mathematics and physics communities have paid attention to structural phase transitions in its solution space and scaling behaviors (as the density of constraints, α , increases), and the exact locations of such transition points in the thermodynamic limit. Due to the fact that the instance of K -SAT can be interpreted as a K -spin interacting system in statistical physics and its solution as the ground state of the Hamiltonian for such a spin system, there are many suggestions for deeper connection between criticality in spin-glass theory and the intractability of the NP-complete problem as well as many conjectures from both fields by trial and error regarding computational hardness.

However, few systematic tests of critical behaviors were presented in the context of finite-size scaling (FSS) [3, 4, 8]. In particular, discussions about the FSS exponent and the nature of such transitions are very rare due to the difficulty in finding exact locations of various transition points in the thermodynamic limit using finite-size

systems, except for $K = 2$ where all the transitions occur at the same location (the value is exactly known as well, $\alpha = 1$) as a continuous transition, which is the percolation transition of the solution space [3, 4].

This Letter is organized as follow. We first briefly review various solving techniques in random CSPs, and illustrate our motivation to study FSS issues of the phase transition in the average SAT algorithm (ASAT) invented by Ardelius and Aurell [9]. Then, it is shown how ASAT solves random K -SAT and what are physically relevant quantities to independently measurable scaling properties near and at various transitions. We propose the schematic phase diagram of ASAT, and also conjecture two possible values for the FSS exponent as well as the role of the noise parameter, which are confirmed by the systematic analysis of numerical simulation data.

Depending on which aspects in CSPs need to be considered, a solving technique can be chosen from complete solvers to stochastic-local-search (SLS) algorithms. In the case of large unstructured CSPs, one can solve by either general-purpose deterministic algorithms, e.g., the Davis-Putnam-Logemann-Loveland (DPLL) algorithm [10] (or more tailored message passing algorithms motivated by spin glass theory, like Belief Propagation and Survey Propagation [1] where the cavity method is used to solve exactly discrete variables models on random lattices), or SLS algorithms [7, 9, 11–14] that are generally competitive in the case of large and least-structured CSPs of interest, e.g., random K -SAT. In SLS algorithms, assigned values to the variables are successively flipped, based on the detailed local information. Starting with the celebrated simulated annealing algorithm by Kirkpatrick *et al.* [11], various stochastic algorithms have been developed: RandomWalkSAT [12], WalkSAT [13], focused Metropolis search (FMS) [14], ASAT [9], and ChainSAT [7].

It is, however, known that any techniques have diffi-

culties approaching a sharp change of the ensemble for random CSPs in the likelihood to be solvable, namely a “phase transition.” Deterministic algorithms such as DPLL, in spite of its exactness, suffer from severely limited system sizes, while SLS algorithms are able to deal with much larger system sizes but the results are less accurate than the former due to fluctuations and some ambiguity coming from the limited simulation time [15]. Therefore, it is necessary to find a new systematic technique to analyze the finite-size systems more properly.

In this work, we show how FSS techniques of nonequilibrium absorbing phase transitions can be employed to characterize threshold behaviors and the transition from the solved phase (SOL) to the unsolved phase (UNSOL) in random K -SAT using a simple and efficient algorithm of focused SLS heuristics, ASAT. Our FSS analysis follows the postulate of a diverging dynamical correlation length at the SOL-UNSOL transition whose physical manifestation is the presence of dynamical heterogeneities with absorbing states (solutions). We suggest two physical quantities as the transition indicators, the solving time (τ) and the density of unsatisfied clauses (ρ_u), where the correct time update in focused SLS algorithms is proposed as well.

Boolean expression of an *instance* F in random K -SAT can be expressed: $F = [C_1 \wedge C_2 \wedge \cdots \wedge C_M]$, where each *clause* C_i is given by $C_i = (y_{i1} \vee y_{i2} \cdots \vee y_{iK})$, and each value of y_{ij} is randomly assigned from the set $\{x_1, \neg x_1, x_2, \neg x_2, \dots, x_N, \neg x_N\}$ of $2N$ Boolean variables (themselves and their negation). The expression of F by M clauses and K variables per clause in this fashion is called the conjunctive normal form (CNF). The density of constraints ($\alpha \equiv M/N$) determines whether the system is satisfied (SAT) or unsatisfied (UNSAT) [3] and the average solving time of algorithms [16]. As α increases, it gets harder to find the SAT configuration of variables and eventually the solution does not exist for too large values of α . The threshold value of α is denoted as α_c , similar to the critical point of nonequilibrium phase transitions.

The recently developed ASAT solves random K -SAT as follows: Randomly choose a clause among the set of UNSAT clauses and then try flipping at random one assigned value out of K variables in the chosen clause. The trial flipping is accepted with certainty unless the total number of UNSAT clauses, M_u (so-called energy), increases, or with probability p (the *temperature-like* noise parameter) if M_u increases. There is the *optimal* value of p ($\equiv p_{\text{opt}}$) between too less noise to prevent the system from escaping from the local energy minima and too much fluctuations. By definition, the SLS algorithms at $p = p_{\text{opt}}$ find solutions with the fastest solving time up to the largest value of α . It is known that ASAT for $K = 3$ has $p_{\text{opt}} = 0.21$, which allows to find solutions up to $\alpha_{\text{lin}} = 4.21$ where the number of flips is linearly proportional to N until the solution is found [9].

The simulation is terminated either if the solution

is found or if the instance is not solved yet until the maximum simulation time T_{max} (another parameter in ASAT), like other SLS algorithms. It is noted here that the correct time update (Δt) of each trial flipping is crucial to discuss properly the scaling behaviors in ASAT. We propose $\Delta t = 1/M_u(t)$ where $M_u(t)$ is the number of UNSAT clauses at time t . It should be distinguishable from either $1/N$ or $1/M$ since ASAT is a *focused* SLS heuristic in the sense that a variable change happens only UNSAT clauses. From now on, based on this correct time update, we set T_{max} and discuss FSS of the SOL-UNSOL transition in ASAT.

We illustrate the schematic “phase diagram” of ASAT with respect to the noise parameter p and density of constraints α for $K = 3$, in comparison with the previously known threshold values of SAT-UNSOL (α_s) and clustering (dynamic, α_d) transitions [5, 6] as shown in Fig. 1 with our numerical data points as well. The $p = 1$ case of ASAT is exactly the same as RandomWalkSAT [12]. As representative examples for demonstration of our new FSS scheme, we show two cases for $K = 3$, $p = p_{\text{opt}} = 0.21$ and $p = 1$, and one case, $p = 0.50$ for $K = 2$ where the value of α_c indicating the SOL-UNSOL transition seems not to depend on p . Moreover, we conjecture the value of the FSS exponent for $K = 3$ in SLS algorithms: $\bar{\nu} = 2$ (e.g., $p = 1$, RandomWalkSAT) if $\alpha_c < \alpha_d$ and $\bar{\nu} = 3$ otherwise (e.g., $p = p_{\text{opt}}$, same transition as $K = 2$). We will discuss other p values for $K = 3$ in Fig. 1 with different transition natures (solid *vs.* dashed curves) above and below p_{opt} , and two threshold points at $p = p_{\text{opt}}$ (solid *vs.* dotted circles) in [19].

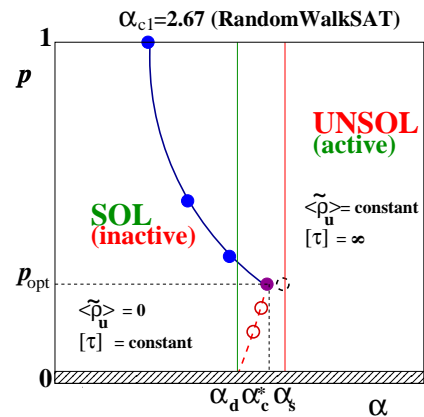


FIG. 1: (Color online) Schematic phase diagram of ASAT for $K = 3$ with our numerical data points: The $p = 1$ case is known as RandomWalkSAT [12]. At $p = 0$, because of the trapping even at minimal height of energy barrier, it is extremely difficult to determine any transitions. The threshold point α_c^* represents the SOL-UNSOL transition at $p_{\text{opt}} = 0.21$. Two vertical lines indicate the SAT-UNSOL transition $\alpha_s \simeq 4.267$ [5] and the clustering (dynamic) transition of solutions $\alpha_d \simeq 3.86$ [6], respectively. Note that α_c^* is located between α_d and α_s in the “hard” SAT region.

To find the precise threshold location, we measure the density of UNSAT clauses, $\rho_u(t) = M_u(t)/N$, for various α and N (the total number of variables) at the reasonable value of T_{\max} that is large enough to observe the dynamic scaling behavior of $\rho_u(t)$ systematically.

Using the analogy of the FSS concept in nonequilibrium absorbing phase transitions (APT) [17], the transition point is obtained from the power-law decay of the order parameter and its dynamic (and static) scaling behaviors determine the universality class of the transition from the absorbing (inactive) phase and the active phase. In particular, the survival sample average of numerical data analysis is successfully used to investigate threshold behaviors in ASAT, where the SOL phase corresponds to the absorbing phase and the UNSOL phase to the inactive phase. This analysis can straightforwardly apply to any other SLS algorithms.

As in the standard nonequilibrium APT, we use the following FSS ansatz: The temporal decay of $\rho_u(t)$ scales as $\rho_u(t) \sim t^{-\delta}$ in the thermodynamic limit ($N \rightarrow \infty$) at the transition ($\alpha = \alpha_c$) because ASAT “tries to” find an absorbing state (solution) where the variable configuration is trapped. For finite systems, $N \ll \xi_v$ (smaller than the correlation volume), the survival (UNSOL) average of ρ_u scales as $\langle \rho_u(t, N) \rangle = N^{-\theta} f(t/N^{\bar{z}})$, such that $\langle \bar{\rho}_u(N) \rangle \sim N^{-\theta}$, where $\langle \bar{\rho}_u \rangle$ is the saturated UNSOL averaged value of ρ_u and $\bar{z} (= \nu_{\parallel}/\bar{\nu})$ is the dynamic exponent, by which the temporal and spatial scales are related to the solving time $\tau(N) \sim N^{\bar{z}}$. Near the transition threshold, we expect, in terms of $\epsilon \equiv (\alpha_c - \alpha)/\alpha_c$, $\langle \bar{\rho}_u(N, \alpha) \rangle = N^{-\theta} g(\epsilon N^{1/\bar{\nu}})$ and $[\tau(N, \alpha)] = N^{\bar{z}} h(\epsilon N^{1/\bar{\nu}})$ for the solving time averaged over only solved (SOL) samples. Earlier studies of critical behaviors in random K -SAT [3, 4, 8] only discussed on the FSS form for the fraction of UNSAT(or UNSOL) samples, $P_{\text{surv}}(N, \alpha) = \psi(\epsilon N^{1/\bar{\nu}})$, which is related to $\langle \rho_u \rangle = \langle \rho_u \rangle_{\text{all}}/P_{\text{surv}}$.

In Fig. 2, we indicate the precise location of α_c for $K = 2$ at $p = 0.50$ and for $K = 3$ at $p = 0.21$, in terms of the decay exponent δ from $\rho_u(t) \sim t^{-\delta}$. Using the plateau and inflection analysis, we obtain that $\alpha_c = 1.00(1)$, $\delta = 1.0(1)$ for $K = 2$ and $\alpha_c = 4.180(5)$, $\delta = 1.00(5)$ for $K = 3$, respectively (see the upper panel of Fig. 2 where the curves from top to bottom are plotted as α increases). Notice that at $\alpha = 4.26$ for $K = 3$ (very near the SAT-UNSAT threshold) we also observe nontrivial power-law decay exponent, $\delta \simeq 0.20(5)$. More detailed analysis about this will be discussed in [19]. The UNSOL sample average property of $\rho_u(t, N)$ is shown in the lower panel of Fig. 2 as scaling collapses with the critical exponents $\theta = \bar{z} = 1$ in both cases. Numerical data seem to collapse better with $\theta = 0.96$, $\bar{z} = 0.90$ for $K = 2$ and $\theta = 1.0$, $\bar{z} = 0.95$ for $K = 3$, respectively. This implies the possibility of logarithmic corrections to scaling. Our numerical results are summarized in Table I, including the $p = 1$ case of $K = 3$ where we independently find $\alpha_c = 2.670(5)$ of RandomWalkSAT [12]. We

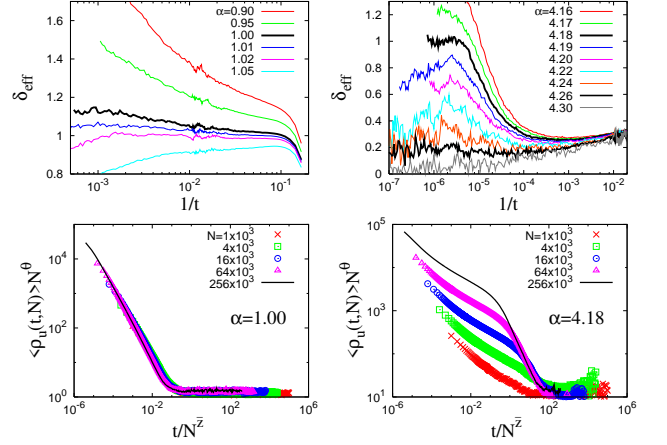


FIG. 2: (Color online) Effective decay exponent plots, δ_{eff} , of $\rho_u(t)$ only until all samples are survived ($P_{\text{surv}} = 1$), (upper panel): $K = 2$ (left) for $N = 256 \times 10^3$ and $K = 3$ (right) for $N = 256 \times 10^3$ ($\alpha = 4.16, 4.17, 4.18, 4.19$, and 4.24) and $N = 64 \times 10^3$ otherwise. Dynamic scaling collapses at $\epsilon = 0$, $\langle \rho_u(t, N) \rangle = N^{-\theta} f(t/N^{\bar{z}})$, for various N (lower panel): $K = 2$ (left) and $K = 3$ (right), where $\theta = \bar{z} = 1$ in both cases.

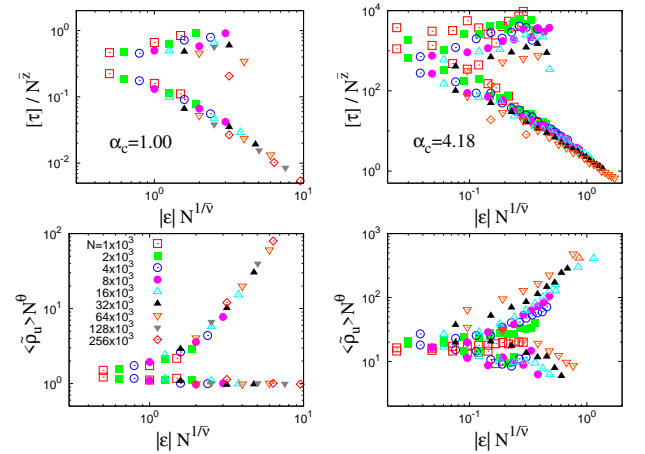


FIG. 3: (Color online) Scaling collapses of $[\tau(N, \alpha)] = N^{\bar{z}} h(\epsilon N^{1/\bar{\nu}})$ (upper panel) and $\langle \bar{\rho}_u(N, \alpha) \rangle = N^{-\theta} g(\epsilon N^{1/\bar{\nu}})$ (lower panel) near α_c : $K = 2$ ($\alpha_c = 1.00$, left) and $K = 3$ ($\alpha_c = 4.18$, right), where $\theta = \bar{z} = 1$ and $\bar{\nu} = 3$ in both cases.

set $T_{\max} = 10^8$ and take at most 500 samples for $K = 3$ (1000 samples for $K = 2$), where less numbers of samples are used in some cases because of the computing power limitation. We are aware that $\langle \rho_u(t) \rangle$ undergoes crossover scaling as N increases, and thus only the latter part of data collapses well. The origin of such crossover is under investigation [19].

Figure 3 shows FSS collapses of $[\tau]$ and $\langle \bar{\rho}_u \rangle$ for $K = 2$ and 3 with our conjecture for the critical exponents and the FSS exponent. Based on the scaling behavior of τ and the static property of ρ_u , the SOL-UNSAT threshold is independently identified and compared to that obtained from δ . We find both are consistent with each

TABLE I: The SOL-UNSOL threshold, critical exponents, and the FSS exponent in ASAT for $K = 2$ and 3.

	p	α_c	δ	\bar{z}	θ	$\bar{\nu}$
2-SAT	0.50	1.00(1)	1.0(1)	0.9(1)	0.96(4)	3.0
3-SAT	0.21	4.180(5)	1.00(5)	0.95(5)	1.00(5)	3.0
	1.00	2.670(5)	0.67(5)	0.62(6)	0.51(3)	2.0

other. Some deviation is observed in scaling collapse of $\langle \tilde{\rho}_u \rangle$ for $K = 3$. It stems from finite-size effects, especially problematic for smaller systems $N = \mathcal{O}(10^3)$, and lack of survival samples (below α_c) that makes it difficult to pinpoint the saturated value. Nevertheless, it is also detected that the systematic tendency follows our conjecture as N increases within errors. The numerically found values of critical exponents, \bar{z} and θ , are shown in Table I as well as the value of the FSS exponent $\bar{\nu}$. The transition nature at $\alpha_c = 4.18$ with $p = p_{\text{opt}}$ of 3-SAT seems to be the same as that of 2-SAT, in the context of the same critical exponent set including the FSS exponent ($\bar{\nu} = 3$). Another transition at $\alpha = 4.26$ of 3-SAT (near the SAT-UNSAT transition) will be discussed in [19].

In summary, we have demonstrated that it is possible to analyze random K -SAT using ASAT in the similar numerical framework of nonequilibrium APTs. Based on our extensive simulations, the FSS exponent for $K = 3$ in ASAT are conjectured as $\bar{\nu} = 2$ if $\alpha_c < \alpha_d$ and $\bar{\nu} = 3$ otherwise. As a result, we are able to discuss finite-size effects of critical behaviors near and at the SOL-UNSOL threshold in SLS algorithms. As the validity check of new FSS techniques we have used, WalkSAT and FMS are also under investigation. Whether or not random K -SAT exhibits “real” phase transitions may be another issue [20] to answer whether or not there exists a proper order parameter. In our analysis, both the solving time and the density of UNSAT clause play a role in the SOL-UNSOL transition of SLS algorithms as good indicators. Finally, the sampling bias of SLS algorithms studied by Mann and Hartmann [21] is irrelevant to our conclusion as far as we believe, but it would be interesting to discuss the role of the sampling bias and the noise parameter in SLS algorithms (already smeared) in the SOL-UNSOL transition, with respect to the FSS concept and the transition nature.

This work was supported by NAP of Korea Research Council of Fundamental Science & Technology and by the BK21 project (MH). SHL and MH would acknowledge John Ardelius for fruitful discussion, and the kind hospitality of Erik Aurell and Mikko Alava, the organizers of the PhysDIS program at NORDITA in May, 2008, where the main idea of this work was initiated. MH would also appreciate valuable comments by Alexander K. Hartmann and Stefan Boettcher at APS 2010 March meeting. Computation was partially carried out using KIAS supercomputers.

* Corresponding author: msha@kaist.ac.kr

- [1] M. Mézard, G. Parisi, and M.A. Virasoro, *Spin Glass Theory and Beyond* (World Scientific, Singapore, 1987); A.K. Hartmann and M. Weigt, *Phase Transitions in Combinatorial Optimization Problems* (Wiley-VCH, 2001);
- [2] G. Biroli, R. Monasson, and M. Weigt, Eur. Phys. J. B **14**, 551 (2000); M. Leone, F. Ricci-Tersenghi, and R. Zecchina, J. Phys. A **34**, 4615 (2001); D. Achlioptas, A. Naor, and Y. Peres, Nature **435**, 759 (2005); F. Krzakala and J. Kurchan, Eur. Phys. J. B **64**, 563 (2008); Phys. Rev. E **76**, 021122 (2007); H. Zhou, arXiv:1001.2951, Journal of Physics: Conference Series (2010), and references therein.
- [3] S. Kirkpatrick and B. Selman, Science **264**, 1297 (1994).
- [4] R. Monasson *et al.*, Nature (London) **400**, 133 (1999); Random Structures and Algorithms **15**, 414 (1999).
- [5] M. Mézard, G. Parisi, and R. Zecchina, Science **297**, 812 (2002); M. Mézard and R. Zecchina, Phys. Rev. E **66**, 056126 (2002)
- [6] F. Krzakala, A. Montanari, F. Ricci-Tersenghi, G. Semerjian, and L. Zdeborová, Proc. Natl. Acad. Sci. USA **104**, 10318 (2007).
- [7] M. Alava, J. Ardelius, E. Aurell, P. Kaski, S. Krishnamurthy, P. Orponen, and S. Seitz, Proc. Natl. Acad. Sci. USA **105**, 15253 (2007).
- [8] D.B. Wilson, Random Structures and Algorithms **21**, 182 (2002).
- [9] J. Ardelius and E. Aurell, Phys. Rev. E **74**, 037702 (2006).
- [10] M. Davis and H. Putnam, J. Assoc. Comput. Machinery **7**, 201 (1960).
- [11] S. Kirkpatrick, S. D. Jr. Gelatt, and M. P. Vecchi, Science **220**, 671 (1983).
- [12] C.H. Papadimitriou, in *Proceedings of the 32nd Annual Symposium on Foundations of Computer Science* (IEEE Computer Society Press, New York, 1991), pp. 163-169.
- [13] B. Selman, H. Kautz, and B. Cohen, in *Cliques, Coloring, and Satisfiability*, DIMAC Series in Discrete Mathematics and Theoretical Computer Science American Mathematical Society, Providence, Rhode Island, 1996, pp 521-532.
- [14] S. Seitz, M. Alava, and P. Orponen, J. Stat. Mech.: Theory Exp. (2005) P06006.
- [15] W. Barthel, A.K. Hartmann, M. Leone, F. Ricci-Tersenghi, M. Weigt, and R. Zecchina, Phys. Rev. Lett. **88**, 188701 (2002); W. Barthel, A.K. Hartmann, and M. Weigt, Phys. Rev. E **67**, 066104 (2003).
- [16] D. Mitchell, B. Selman, and H. Levesque, in *Proceedings of the Tenth National Conference on Artificial Intelligence AAAI-92* (AAAI Press, San Jose, CA, July 1992), pp. 456-465.
- [17] J. Marro and R. Dickman, *Nonequilibrium Phase Transitions in Lattice Models* (Cambridge University Press, Cambridge, 1999).
- [18] R. Monasson and R. Zecchina, Phys. Rev. Lett. **76**, 3881 (1996); Phys. Rev. E **56**, 1357 (1997).
- [19] S.H. Lee, M. Ha, and H. Jeong (in preparation).
- [20] K.A. Zweig, G. Palla, and T. Vicsek, Physica A **389**, 1501 (2010).
- [21] A. Mann and A.K. Hartmann, arXiv:1004.4230.