

Wilson Line Picture of Levin-Wen Partition Functions

F. J. Burnell^{1,2} and Steven H. Simon²

¹All Souls College, Oxford, UK

²Rudolf Peierls Centre for Theoretical Physics, Oxford, OX1 3NP, UK

(Dated: April 9, 2022, 2010)

Levin and Wen [Phys. Rev. B 71, 045110 (2005)] have recently given a lattice Hamiltonian description of doubled Chern-Simons theories. We relate the partition function of these theories to an expectation of Wilson loops that form a link in 2+1 dimensional spacetime known in the mathematical literature as Chain-Mail. This geometric construction gives physical interpretation of the Levin-Wen Hilbert space and Hamiltonian, its topological invariance, exactness under coarse-graining, and how two opposite chirality sectors of the doubled theory arise.

Topological Quantum Field Theories (TQFTs), including the well known example of Chern-Simons (CS) gauge theory, can be roughly defined as field theories where amplitudes depend not on distances, momenta, or energies, but only on topologies – such as the topology of the space-time manifold or the topology of the knotting of world lines of particles[1–3]. Over the past few years there has been increasing interest in realizing TQFTs in condensed matter systems, in a large part driven by the possibility of using them for quantum computation[2, 3]. A central question has been to determine which physical systems (even toy models) are described by a TQFT at low energy and long length scale. A major step in this direction has been taken by Levin and Wen[4] (LW) who constructed a general formalism for producing lattice models whose effective description is a so-called “quantum double” TQFT (See also 3). In the current paper we will focus only on the case where this double consists of two opposite chirality copies of a chiral CS theory.

The LW lattice models[4] are constructed as follows. One chooses a 2d lattice, and defines the states of the Hilbert space to be all possible assignments of labels $\mathbf{i}_k \in \{\mathbf{1}, \dots, \mathbf{r}\}$ to each edge of the lattice, where two such states are defined to be orthogonal if at least one edge label differs[5]. The LW Hamiltonian is then constructed from operators which act on these labels according to a set of rules (called fusion rules) dictated by the mathematical structure of the constituent chiral CS theory.

An obvious question that arises from such a description is what, physically, do these labels and operators represent? In some well known cases, such as the Toric Code, there is a physical correspondence to a discrete lattice gauge theory[3, 4] thus giving an interpretation of the labels (although these cases are not doubled CS theories). Ref. 6 instead views edge labels as corresponding to quantum numbers of loops on a 2d surface which enclose the lattice edges and connect two opposite chirality CS theories. Here we present another approach to this question: we will show how edge labels in these theories, as well as the Hamiltonian that acts on these labels, can be interpreted as Wilson lines of the constituent CS gauge theory[8]. This (chiral) CS theory is defined on the

space-time of the lattice model; however, it turns out to be equivalent to a CS theory that lives in two connected copies of this spacetime in which the gauge field has opposite chirality, thus giving rise to the doubled CS theory expected for the LW models which we consider.

Our approach leads to several insights beyond a physical interpretation of the states and operators in the Hilbert space. First, it establishes a concrete connection between the partition functions of these models and a link invariant (the Chain-Mail invariant, introduced by Roberts[9]), which is known to be equivalent to the Turaev-Viro state sum invariant of 3-manifolds. Hence we establish a firm connection between these lattice models and the mathematically studied topological invariants which their partition functions describe. Second, by studying deformations which do not change the link invariant (the expectation of the Wilson loop operators), one can understand in simple graphical terms which deformations to the lattice structure (such as coarse-graining) leave the partition function unchanged, and hence do not affect the physical dynamics of the lattice model. Similarly, in this language it is immediately apparent how to construct analogous models on any lattice geometry. Finally, by studying the quasi-particle excitations of these models in the continuum theory, we arrive at an elegant picture of their statistics: the particles are divided into two separate sectors, one associated with each (opposite-chirality) copy of the spacetime in the continuum description. Interestingly, these quasi-particles describe possible modifications to the Chain-Mail link invariant, some of which have not been previously discussed in the mathematical literature. A more detailed and general discussion of these results will be given in a forthcoming work[7].

The correspondence we make hinges on the fact that the Wilson lines in a CS theory combine according to fusion rules which have precisely the mathematical fusion structure required for constructing the LW Hamiltonian. A Wilson line in the CS theory has the form $W_i(C) = \text{tr}_i[P \exp \int_C a(\vec{x})]$ where a is the gauge field, C is a closed curve, and P indicates path ordering. Each Wilson line carries a label (or “quantum number”)

$\mathbf{i} \in \{\mathbf{1}, \dots, \mathbf{r}\}$, denoting the representation of the Lie algebra of the CS gauge group \mathcal{G} in which the trace is taken. We will always denote the trivial (or “vacuum”) representation as $\mathbf{1}$ (which can be thought of as the absence of a Wilson line, or zero flux). Two Wilson lines are fused by combining the gauge group representations that they carry — the result being expressed as a superposition of single Wilson lines, whose components are representations drawn from the set of possible outcomes of this particular fusion process. This leads to a set of “allowed” trivalent vertices of Wilson lines, which are consistent with the fusion rules[1–3, 11]. For example, if $\mathcal{G} = SU(2)$, the labels correspond to the total spin of the representation. Fusion is then a generalization of the fact that two spin- $\frac{1}{2}$ representations can be combined to give either singlet or triplet states. Unlike the familiar example of adding angular momenta, in CS theory the number \mathbf{r} of allowed representations is finite.

Since CS theory is a TQFT, the expectation of any product of Wilson loop operators gives a result that depends only on the topology of the path — i.e., the strings can be deformed continuously and the result remains unchanged as long as the strings do not cut through each other. Thus the expectation can be thought of as a “link invariant” of the input labeled link of Wilson lines[1].

The innate fusion structure of the CS theory allows us to construct a LW Hamiltonian, and understand the ground state structure of these models, in the language of Wilson lines. Specifically, the edge labels of the LW model are taken to be the allowed representations $\{\mathbf{1}, \dots, \mathbf{r}\}$ of the Lie algebra of the CS gauge group, and a fusion structure for these labels is inherited from the representation theory of this group. The LW Hamiltonian, most simply expressed on the honeycomb lattice, has the form $H = E_G (\sum_{\text{vertices } m} (1 - V_m) + \sum_{\text{plaquettes } n} (1 - P_n))$ where E_G is the gap energy scale and all of the V ’s and P ’s are mutually commuting projectors. The ground state thus satisfies the constraints $P_n = 1$ for each plaquette and $V_m = 1$ at each vertex. The vertex constraint $V_m = 1$ forces the three labels incident on vertex m to fuse to $\mathbf{1}$, meaning that this trivalent vertex is allowed by the fusion rules. It is thus tempting to view this ground state as a network of Wilson lines (a “string-net” in the language of Ref. 4) — which is what we shall do, although we will eventually work in 2+1d rather than just in 2d.

The projector P_n is a dynamical term that flips labels on the edges of plaquette n , such that the ground state is a superposition of all possible string nets. In the language of Wilson lines, the action of a plaquette term is equivalent to running a loop carrying a particular superposition of Wilson lines (which we call Ω) around the perimeter of a hexagonal plaquette and fusing this loop into the Wilson lines running along the six edges. This action corresponds to combining the gauge flux of the new Wilson line with that of the existing state without destroying

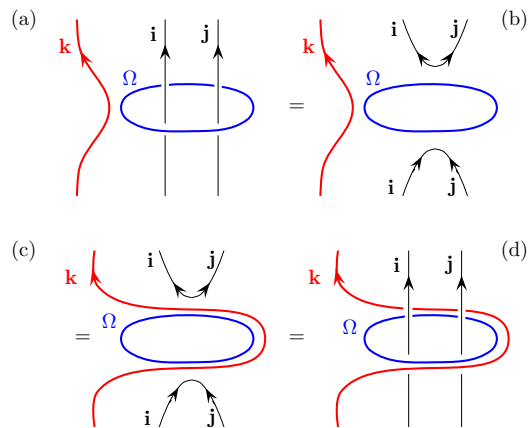


FIG. 1. (color online) The Ω loop as a projector. All four diagrams of Wilson lines give the same expectation (i.e., the same link invariant). Here \mathbf{i} and \mathbf{j} must fuse to $\mathbf{1}$ (so \mathbf{i} is the conjugate, or antiparticle, of \mathbf{j}). More generally if multiple Wilson lines thread an Ω loop they must fuse to $\mathbf{1}$ as a group. Going from (a) to (d) is an example of handleslide.

the string-net structure required by the V_m ’s. Crucially, we will also be able to describe the action of the vertex projectors V_m in the language of same object, Ω . To be precise, Ω is the superposition of quantum numbers $\Omega = \sum_{\mathbf{i}=1}^{\mathbf{r}} (d_{\mathbf{i}}/\mathcal{D}^2) \mathbf{i}$ where $d_{\mathbf{i}}$ is the so-called quantum dimension of \mathbf{i} (the expectation of a single unknotted Wilson line loop in representation \mathbf{i}) and $\mathcal{D}^2 = \sum_{\mathbf{i}=1}^{\mathbf{r}} d_{\mathbf{i}}^2$. This superposition is chosen so that Ω loops act as projectors onto trivial flux: a (non-self-knotted) Wilson loop labeled Ω has expectation 0 unless no other Wilson lines (except the vacuum, $\mathbf{1}$) link through its center (See Fig. 1).

Armed with this picture of the states and operators in terms of Wilson lines of a CS theory, we now relate the (2+1d) partition function of the LW lattice model to an expectation of linked Wilson loops in a continuum CS theory. Essentially, we will construct a 3d link diagram which evaluates the transfer matrix of the lattice model at successive time steps. To do this, we first extend our 2d lattice system to a 3d spacetime by reproducing our lattice many times — each displaced by a distance δt in the (imaginary) time direction — and adding edges between corresponding points of the lattice in adjacent time slices. We call a plaquette or edge of this 3d lattice space-like if it is at fixed time and time-like if it extends between two neighboring times. The label \mathbf{i} on each edge at a given time step is represented by a Wilson loop running along this edge, up in time, back along the same edge, then down in time to form a closed loop that traces the perimeter of the corresponding time-like plaquette (green loops in Fig. 2). To apply the vertex projectors at each time step, we encircle the three lines emanating upwards from each vertex by a Wilson line labeled Ω (purple loops in Fig. 2). Since Ω is a projector,

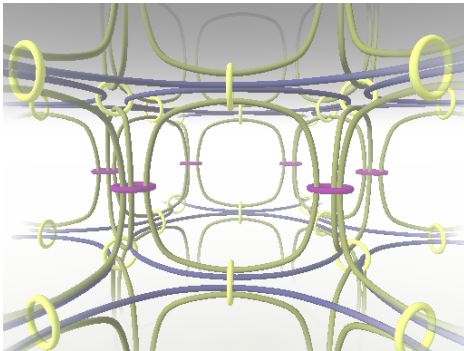


FIG. 2. The Chain-mail link on a hexagonal lattice. (Imaginary) time is vertical. Each strand is a Wilson line carrying the sum of quantum numbers Ω . Evaluating the expectation of these Wilson loop operators (the corresponding link invariant) gives the partition function of the LW lattice model.

the labels of the three incident edges must fuse to 1 , and this projects onto one of the string-net states described above at each time slice. To apply the plaquette projectors we add an Ω loop (blue in Fig. 2) around the inside perimeter of each space-like plaquette. In order to force the plaquette projector to act on the string-net states by fusion, we encircle each space-like edge with another Ω string (yellow in Fig. 2). The proof that this gives the correct matrix element for the plaquette projector involves some algebra and is given in Ref. 7. However, it is easy to see that since the plaquette string fuses on each edge with strings at the previous and next time step, it has the desired effect of flipping quantum numbers at each time step t . Finally to obtain the LW partition function we must sum over all possible quantum numbers on the edges (green in Fig. 2) at all times. It turns out that this sum can also be effectuated by labeling these (green) Wilson lines with Ω which, as mentioned above, is a sum over all possible quantum numbers. Thus the partition function of the LW model is obtained by evaluating the expectation of the link of Wilson loops shown in Fig. 2 where all loops carry the superposition of labels Ω .

The diagram in Fig. 2 is in fact known in the mathematical literature as the Chain-Mail link; evaluating the expectation values of all Wilson lines gives a topological invariant of the spacetime 3-manifold, called the Chain-Mail invariant[9], which is therefore equal to the partition function of the LW Hamiltonian.

A priori, it may seem that we have turned the comparatively simple problem of evaluating the partition function of a lattice Hamiltonian into the evaluation of a very complicated set of inter-linked Wilson lines. However, Ω has some rather remarkable properties which render this evaluation considerably simpler than it appears. The first is known as the “handleslide” property, and essentially follows from the fact that Ω is a projector (See Fig. 1):

a line bearing *any* label can freely “slide over” an Ω loop without changing the expectation value of the diagram[9–11]. By handlesliding the various Wilson lines in Fig. 2 over each other, and using the Ω to fuse strings together (See Fig. 1), it is possible to eliminate all but a (typically small) finite number of strings from the diagram [9]. Hence a combinatorially complex diagram can be reduced to one in which only a small number of matrix elements must be computed. This is precisely the partition-function analogue of the tensor network renormalization procedure known to be exact for LW Hamiltonians[12]. Similarly one may prove that the value of the Chain-Mail invariant is independent of the lattice structure[9]. This lattice independence immediately shows how we may construct LW models on arbitrary 2d lattices. To do so, we follow the same prescription as in the honeycomb case, extending the 2d lattice to 3d, adding Ω loops around all the perimeter of all plaquettes, and wrapping an Ω around each lattice edge encircling the corresponding plaquette strands. The resulting model has identical topological properties as that built on the honeycomb lattice, but the Hamiltonian has a slightly different form due to the different geometry (See Ref. 7).

The second remarkable property of the Ω loop is that the expectation value of any collection of linked Ω loops is known to be[1, 11] equal to the *vacuum* partition function Z_{CS} of a CS theory evaluated in a spacetime manifold which is topologically different from the one in which the Ω loops reside. Hence we may relate the partition function of our lattice model, which can be evaluated as an expectation of Ω -labeled Wilson lines, to the vacuum partition function of a continuum CS theory in a different spacetime. The precise procedure for altering the topology of the spacetime manifold to remove the Ω loops is known as “surgery”. Applied to the Chain-Mail link[9, 13], surgery maps the spacetime \mathcal{M} on which the lattice lives to a new manifold $\mathcal{M} \# \overline{\mathcal{M}}$, meaning the manifold \mathcal{M} connected to its mirror image $\overline{\mathcal{M}}$. This explains a crucial fact about the lattice models: although all of the Wilson lines are from the same chiral CS theory, the LW ground state partition function Z_{LW} is achiral: $Z_{LW} = Z_{CS}(\mathcal{M} \# \overline{\mathcal{M}}) = |Z_{CS}(\mathcal{M})|^2$. To summarize, we map the lattice model to Ω loops in the spacetime manifold \mathcal{M} , then we use surgery to eliminate all Ω loops, resulting in a theory that lives on a spacetime manifold consisting of *two* copies of the original spacetime \mathcal{M} —one with the same, and one with the opposite, chirality.

We now consider adding quasi-particle (qp) excitations to the partition function described above. In the Hamiltonian picture, these qps “violate” either the vertex or the plaquette projectors, or both, incurring a corresponding energy penalty E_G . (The purely topological CS partition function cannot capture the $e^{-E_G \tau}$ contributions; instead qps in this language correspond to external sources of the gauge field.) To violate the vertex projector V_m , we must force the Wilson lines entering the vertex m to fuse

to some non-trivial representation $\mathbf{i} \neq \mathbf{1}$. This is done by threading an additional string labeled with the conjugate representation (or antiparticle) \mathbf{i}^* through the vertex projector loop. Similarly, we can violate a plaquette operator by passing a labeled string through the corresponding plaquette projector loop. Thus a qp world-line corresponds in the spacetime diagram to a Wilson line carrying the representation $\mathbf{i}^* \neq \mathbf{1}$ which passes through the plaquette and/or vertex loops.

In LW models based on a CS theory with \mathbf{r} different particles, there are \mathbf{r}^2 species of qps, which are the tensor product of two noninteracting sectors of \mathbf{r} qps with opposite chiralities[4]. Hence we can understand the full spectrum by understanding how to add qps from each of these two sectors. Qps in the first, “right handed” (RH) sector, are Wilson lines that follow the edges of the lattice, passing through the Ω loop encircling each edge. In the “left handed” (LH) sector, the qp world lines again follow the edges and go through the corresponding Ω loops, but when the LH qps pass between 3-cells of the 3d lattice, they must detour through an Ω wrapping around the perimeter of a plaquette. These two species of qps are shown in Fig. 3. Since for both the RH and the LH qp, each world line can be labeled with \mathbf{r} different quantum numbers, we obtain the full set of \mathbf{r}^2 species for the doubled theory.

Using the handleslide property of the Ω loops, the qp world lines can be geometrically deformed (See Fig. 3). As shown in the figure an RH and an LH world line can freely handleslide through each other, showing that these are separate non-interacting sectors. However, an RH cannot pass through an RH nor can a LH pass through an LH, so that as expected these qps have nontrivial braiding statistics within their own sectors. The detailed statistics of each sector can also be understood using handleslides to separate these qps from the Chain-Mail link entirely[7]; the RH sector has the same statistics as the CS theory used to construct the lattice model, while Wilson lines in the LH sector *reverse* their chirality as we un-link it from the Ω loops in the Chain-Mail link (Details in Ref. 7). Hence although all qps are inserted by means of Wilson lines of a single chiral CS theory, the lattice model nonetheless contains two species of qps with opposite chirality.

The appearance of this reversed chirality can also be understood within the surgery description of the Chain-Mail link. As discussed above, after surgery on Ω 's, the spacetime manifold is $\mathcal{M} \# \overline{\mathcal{M}}$. As shown in Ref. 14, after surgery, RH world lines end up within the \mathcal{M} manifold and thus retain the structure of the original CS theory. However, extending the work of Ref. 14 we find that the LH qps instead end up in the $\overline{\mathcal{M}}$ manifold and thus obtain similar structure but with reversed chirality.

This work has shown how certain LW lattice models are related to a continuum CS description, giving insight into how the theory becomes doubled. Further, we give

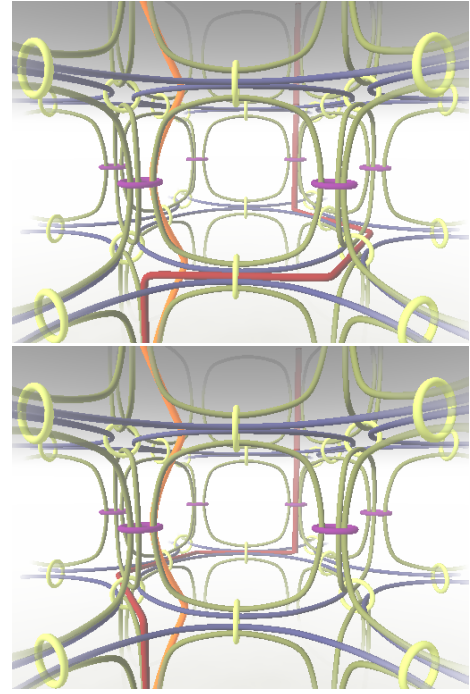


FIG. 3. (Top) LH (orange) and RH (red) quasi-particles on the Chain-Mail link. LH qps link both edge (purple and yellow) and plaquette (blue and green) Ω loops; RH qp's link only the edge loops. (Bottom) The RH qp after handle-sliding over a (horizontal blue) plaquette loop. Such slides allow RH and LH qps to pass freely through each other, demonstrating that they have trivial mutual statistics.

a simple visualization of topological invariance, making coarse-graining and independence of lattice structure in these models manifest. Although this paper has focused on CS theories, it can be almost trivially generalized[7] to describe LW models constructed from any system of anyons (or “modular tensor category”).

The authors acknowledge helpful discussions with Z. Wang, M. Freedman, K. Walker, and M. Levin.

-
- [1] E. Witten, Commun. Math. Phys. **121**, 351 (1989); M. Mariño, Rev. Mod. Phys., **77**, 675 (2005).
 - [2] C. Nayak, S. H. Simon, A. Stern, M. Freedman, and S. Das Sarma, Rev. Mod. Phys. **80**, 1083 (2008)
 - [3] A. Y. Kitaev, Ann. Phys. **303**, 2 (2003); *ibid.* **321**, 2 (2006).
 - [4] M. A. Levin and X.-G. Wen, Phys. Rev. B **71**, 045110 (2005).
 - [5] Most generally, the Hilbert space is supplemented by a fusion channel at each vertex when the neighboring edges can fuse to the identity in multiple ways. See [4].
 - [6] C. Gils et al, Nature Physics, **5**, 834 (2009).
 - [7] F. J. Burnell and S. H. Simon, to be published.
 - [8] Our construction will more generally apply to any lattice

model whose spectrum is the double of a modular tensor category – see Ref. 7.

- [9] J. Roberts, *Topology* **34**, 771 (1995); this construction is given for $SU(2)$ theories, but is far more general.
- [10] Handleslide is a more general manipulation of links, but we will only need this simple form of it (See Ref. [11])
- [11] Z. Wang, “Topological Quantum Computation”, American Mathematical Society (2009).
- [12] M. Levin and C. Nave, *Phys. Rev. Lett.* **99**, 120601 (2007); Z.-C. Gu and X.-G Wen *Phys. Rev. B* **80**, 155131 (2009).
- [13] Strictly speaking one generates $\mathcal{M} \# \overline{\mathcal{M}}$ with some additional (but unimportant) holes in it. See 7 and 14.
- [14] J. F. Martins and A. Mikovic, *Commun. Math. Phys.* **279**, 381 (2008); J. Barrett, J. M. Garcia-Islas, and J. F. Martins, *J. Math. Phys.* **28**, 093508 (2007).