

Enhanced rectification of attracting particles in a single-file

A. Pototsky,¹ A.J. Archer,² M. Bestehorn,³ D. Merkt,³ S. Savel'ev,¹ and F. Marchesoni⁴

¹*Department of Physics, Loughborough University, Loughborough LE11 3TU, United Kingdom*

²*Department of Mathematical Sciences, Loughborough University, Loughborough LE11 3TU, United Kingdom*

³*Lehrstuhl für Theoretische Physik II, Brandenburgische Technische Universität Cottbus, Erich-Weinert-Straße 1, D-03046 Cottbus, Germany*

⁴*Dipartimento di Fisica, Università di Camerino, I-62032 Camerino, Italy*

We study the rectification current of a single-file of attracting particles subjected to a low frequency ac drive and a static ratchet-like potential. Dilute or weakly attracting particles are evenly spread among the local minima of the ratchet potential, their jumps into the neighboring wells being randomly activated by noise and drive, with a bias in a preferred direction (ratchet mechanism). We show that increasing the particle attraction leads to the formation of a condensed mode, where the particles move as a whole following the ac drive. As a result, the ensuing net particle current may be one order of magnitude larger than for dilute or weakly attracting particles.

PACS numbers: 05.40.-a, 05.60.-k, 68.43.Mn

Much attention has been given to studying the transport of particles along narrow channels [1]. Such strong confinement occurs for example in the ion channels of biological membranes [2], in zeolites and other porous materials [3] and in microfluidic devices [4]. Experimental studies of colloidal particles confined within grooves etched on a surface [5] have already addressed the case when confinement is so extreme that particles cannot pass one another and so single-file diffusion sets on [6]. In many cases the motion of a file occurs in the presence of a periodic pinning potential $U(x)$. The latter can be induced, for instance, by defects, such as in the case of superconducting vortices moving in easy-flow channels [7], by other particles, as in the case of a fluctuating quasi-1d channel [8], by a periodic distribution of charges, as in the case of the motor proteins moving along a microtubulus [9], or, more generally, by a periodic corrugation of the channel walls [10]. When the left-right symmetry of the pinning potential is broken, an externally applied center-symmetric ac drive induces a net drift of the file in a certain direction. The efficiency of such a rectification mechanism strongly depends on the number of particles in the file, their size and frequency of the drive [11].

In this Letter we show that pair attraction between particles in a single-file can significantly enhance the current rectification. We study Brownian particles moving along a 1d channel subjected to a low frequency center-symmetric ac drive. The amplitude A of the drive is set much lower than the left and right depinning forces required to drag a single particle over the barriers of $U(x)$. We find that when pair attraction is increased beyond a certain threshold value, the particles condense to form a single cluster. This results in the net time-averaged particle current $\langle J \rangle$ being much larger (up to over one order of magnitude) than in the presence of weak or no attraction, when the particles are evenly distributed throughout the system. Moreover, $\langle J \rangle$ strongly depends on the ratio hN/L , where h is the particle length, N is the num-

ber of particles in the system, and L is the ratchet spatial period.

To demonstrate this effect, we present results for a generic model system consisting of N Brownian particles moving along a circular 1d channel. The particles interact via the pair potential $w(x_{ij}) = w_{\text{hr}}(x_{ij}) + w_{\text{at}}(x_{ij})$, which consists of a hard-core repulsive, w_{hr} , and a long range attractive part, w_{at} , with $x_{ij} = |x_i - x_j|$ denoting the distance between the centers of particles i and j . In the following we assume $w_{\text{at}}(x_{ij}) = -\alpha \exp(-\lambda x_{ij})$, where λ^{-1} and α characterize, respectively, the range and the strength of the pair attraction. The dynamics of the particles is governed by a set of coupled overdamped stochastic Langevin equations (in rescaled units)

$$\frac{dx_i}{dt} = -\frac{\partial \Phi(\{x_j\}, t)}{\partial x_i} + \sqrt{2T} \xi_i(t). \quad (1)$$

Here $\xi_i(t)$ is a stochastic white noise with zero mean and autocorrelation function $\langle \xi_i(t) \xi_i(t') \rangle = \delta(t - t')$, T is the temperature, and $\Phi(\{x_j\}, t)$ is the total potential energy of the system, $\Phi(\{x_j\}, t) = \sum_i [U(x_i) - F(t)x_i] + \frac{1}{2} \sum_{j \neq i} \sum_i w(|x_i - x_j|)$, where $U(x)$ represents the ratchet potential and $F(t)$ an external ac drive. As in most of the ratchet literature [1, 12], we choose a bi-harmonic function with period $L = 1$ for the ratchet potential, $U(x) = \sin(2\pi x) + 0.25 \sin(4\pi x)$ [see Fig. 1(b)], and a square-wave with amplitude A for $F(t)$. Finally, we set periodic boundary conditions at the endpoints of the channel, the length of which is a multiple of L , $S = ML$. In doing so, we implicitly assume that $hN \leq ML$ and that $w_{\text{at}}(x)$ effectively vanishes for distances comparable with S , $w(S) \approx 0$.

To study the non-equilibrium properties of the system we numerically integrate the Langevin equations (1) by means of standard Brownian dynamics (BD). For computational reasons, in our simulations we replace the hard-core potential w_{hr} by the soft-core power-law potential $w_s(x_{ij}) = \epsilon(h_*/x_{ij})^{19}$. For fixed ϵ and h_* the effective

hard core length h_{eff} of these particles is a function of α and T [13]. Therefore in our BD simulations h_* must be appropriately tuned to keep h_{eff} a constant. We also study the system in the framework of the dynamical density functional theory (DDFT) [14, 15]. DDFT approximates the Fokker-Planck equation for the one-particle density distribution $\rho(x, t)$ to:

$$\frac{\partial \rho(x, t)}{\partial t} = \frac{\partial}{\partial x} \left[\rho(x, t) \frac{\partial \delta F[\rho(x, t)]}{\partial x} \right], \quad (2)$$

where $F[\rho]$ is the Helmholtz free energy functional obtained from the equilibrium density functional theory [16, 17]. For hard rods with no attraction, $w_{\text{at}} = 0$, an exact analytical derivation yields the equilibrium free energy term [18] $F_{\text{hr}} = T \int_{-\infty}^{\infty} dx \rho(x, t) (\ln \rho(x, t) - 1) + \frac{1}{2} \int_{-\infty}^{\infty} dx \phi[\rho(x, t)] [\rho(x + h/2, t) + \rho(x - h/2, t)]$, with $\phi[\rho(x, t)] = -T \ln [1 - \eta(x, t)]$ and $\eta(x, t) = \int_{x-h/2}^{x+h/2} dy \rho(y, t)$. Next, by adding a mean-field term to account for the particle attraction [16], we obtain $F[\rho] = F_{\text{hr}} + F_{\text{at}}$, where $F_{\text{at}} = \frac{1}{2} \int dx \int dy w_{\text{at}}(|x - y|) \rho(x) \rho(y)$. Moreover, in the present case the function $\rho(x, t)$ in Eq.(2) obeys periodic boundary conditions in space with period equal to the system size, namely, upon setting the center of the system at $x = 0$, $\rho(-S/2, t) = \rho(S/2, t)$. Finally, on rewriting Eq.(2) as $\partial \rho(x, t) / \partial t = -\partial J(x, t) / \partial x$, we introduce the instantaneous particle current density, $J(x, t)$. In the presence of the dc drives $F = \pm A$, the unidirectional currents J^{\pm} are computed as the time average of the instantaneous current divided by the number of particles N , i.e. $J^{\pm} = \lim_{t \rightarrow \infty} (1/Nt) \int_{t'}^{t'+t} d\tau \int_{-S/2}^{S/2} J(x, \tau) dx$. To extract J^{\pm} from Eq.(2), we perform a Fourier mode expansion of $\rho(x, t)$ and then apply a standard continuation technique [20].

Two transport modes. When the pair attraction is sufficiently strong, the particles in the file condense to form a compact cluster, which behaves like a single composite object. This phenomenon may be understood by considering a free single-file with $F(t) = 0$ and $U(x) = 0$. The equilibrium properties of such a homogeneous system are well known [17, 21] in the thermodynamic limit ($N \rightarrow \infty$ and $S \rightarrow \infty$, with constant average density $\rho = N/S$). As the attraction strength, α , is increased, the particles tend to group together. Above some threshold value of α , in 2d and 3d systems the homogeneous state undergoes a phase transition to a state characterized by the coexistence of a low-density gas and a high-density liquid phase. In 1d systems, particles also tend to cluster together on raising α , but no true phase transition can be defined [21].

Within our mean-field DDFT treatment, the homogeneous one-body density $\rho(x)$ becomes linearly unstable when the free energy per volume $F[\rho]/S$ turns concave, i.e. for $\delta^2 F / \delta \rho^2 < 0$. As a consequence, inside the shaded (spinodal) region of Fig. 1(a), the attractive interactions

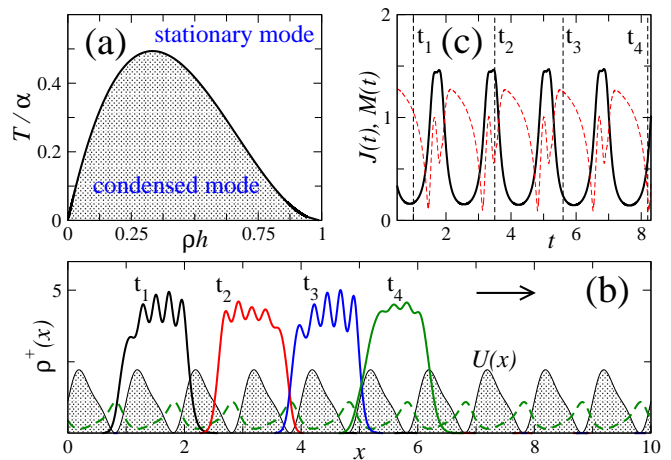


FIG. 1: (Color online) (a) Phase diagram of a infinitely long single-file with $\lambda = 3$, $T = 1$, $h = 0.2$. In the shaded region configurations with uniform density are linearly unstable due to particle attraction. (b) Density profiles $\rho^+(x, t)$ in a finite system of length $S = 10$ and with $N = 5$ particles, obtained by solving Eq. (2). The dashed line represents the diffusion dominated case at $\alpha = 0$. The density profiles labeled t_1 - t_4 are four snapshots of the traveling condensed mode (the arrow indicates the direction of motion) for $A = 1$, $\alpha = 10$ and the remaining parameters as in (a). $U(x)$ is also displayed for convenience. (c) Instantaneous current $J(t)$ (solid line) and form factor $M(t)$ (dashed line) vs. time for the simulation parameters of panel (b). The vertical dashed lines denote the snapshot times t_1 - t_4 also used in (b).

are strong enough to overcome the stabilizing action of diffusion, thus making an initially homogeneous single-file unstable. For a system with finite size S and finite number of particles N , such an instability signals the transition from an homogeneous state with evenly distributed particles, to a condensed state characterized by a single cluster of approximate length hN and diffusing with effective temperature T/N .

In the presence of periodic pinning $U(x)$ and non-zero dc drive, condensation explains the emergence of two different transport modes: a stationary homogeneous mode and a condensed traveling mode. To illustrate the transition between these two modes, we set $T = 1$, $A = 1$ and gradually increase α . For small α , the density profiles $\rho^{\pm}(x)$, corresponding to $F = \pm 1$, are pinned by $U(x)$, namely, are stationary functions with spatial period $L = 1$. This means that the particles are evenly distributed among the local minima of $U(x)$, jumping occasionally from one well to the next in the direction of the drive, as illustrated in Fig. 1(b) for $F = 1$. This is the standard ratchet mechanism [1, 12], which dominates at high temperatures or, equivalently, for weak interactions or dilute single-files. On increasing α this mode becomes unstable and is eventually replaced by a condensed traveling mode, resembling a wave packet of width hN traveling in the direction of the drive. Different phases

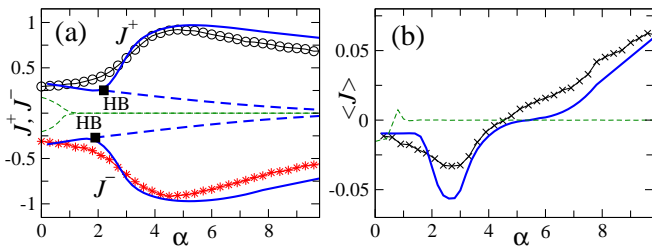


FIG. 2: (Color online) (a) Unidirectional currents J^\pm vs. α , for $T = 0.5$, $A = 1$, $N = 5$, $M = 5$, $\lambda = 3$, and $h = 0.16$. The solid and dashed lines are, respectively, the stable and unstable solutions of Eq. (2); different symbols represent the corresponding BD simulation data. The Hopf bifurcations are marked by a square labeled HB. J^\pm for $h = 0$ are displayed for comparison (dotted lines). (b) Zero-frequency rectification currents, $\langle J \rangle$, obtained from the data in (a). The positive $\alpha \rightarrow \infty$ asymptotes coincide with the data at $hN = 0.85$ in Fig. 3(c).

of the traveling mode are shown in Fig. 1(b) at four different time instants, $t_1 < t_2 < t_3 < t_4$. As the $N = 5$ particle cluster moves over the barrier of the pinning potential $U(x)$, the interparticle distance gets modulated in time, giving rise to spatio-temporal cluster oscillations. The period of these oscillations coincides with the time needed for the cluster to move across a unit cell of $U(x)$. This barrier crossing mechanism is better visualized in Fig. 1(c), where the instantaneous velocity of a cluster particle, $J(t) = (1/N) \int_{-S/2}^{S/2} J(x, t) dx$, is contrasted with the form factor, $M(t) = \rho_{\max}^+ - \rho_{\min}^+$, introduced to quantify the spatial oscillations of the cluster. Here ρ_{\max}^+ is the absolute maximum and ρ_{\min}^+ the largest of the local minima of the instantaneous cluster density $\rho^+(x, t)$.

Current enhancement. The efficiency of particle transport along the channel is characterized by the unidirectional currents J^\pm driven by $F = \pm A$. Correspondingly, the rectification current, $\langle J \rangle$, induced by a square-wave ac drive $F(t)$ of amplitude A and vanishingly low frequency, is simply the average $\langle J \rangle = \frac{1}{2}(J^+ + J^-)$. In Fig. 2(a) we compare our DDFT results for the two currents J^\pm as a function of α (solid lines), with the outcome from BD simulations (symbols). As expected, for small α the long time limit solutions of Eq. (2) are stationary functions with spatial period L . The branch of the L -periodic stationary solutions becomes unstable via a Hopf bifurcation (HB) at $\alpha_{HB} \simeq 2$; see Fig. 2(a). For α above the HB threshold α_{HB} , a new branch of stable time-periodic solutions appears. The transition from the stationary to the time-periodic regime corresponds to the transition from the stationary to the traveling condensed mode. At the onset of the traveling mode, immediately to the right of the HB point, both $|J^\pm|$ increase sharply with α , well above their zero attraction values, until, for $\alpha \approx 5$, they approach the expected upper bound, $|J^\pm| = A$ (unpinned single-file regime [22]).

The transport enhancement in the traveling mode is not solely a consequence of the particle attraction: by preventing condensation to a vanishingly small volume, hard-core particle repulsion also plays a crucial role. If one sets $h = 0$, no enhancement of the particle mobility with increasing α occurs [dotted lines in Fig. 2(a)]; on the contrary, for pointlike particles J^\pm drop by as much as one order of magnitude after condensation sets in, as already pointed out in Ref. [23].

The difference between the unidirectional currents J^\pm depends both on the interaction strength α and on the particle length h . Indeed, the α dependence of the zero-frequency ratchet current, $\langle J \rangle = \frac{1}{2}(J^+ + J^-)$, may widely vary with h . In the example of Fig. 2(b), $|\langle J \rangle|$ increases rapidly, retaining its initial ($\alpha = 0$) negative sign. However, for $\alpha > 5$ it reverses sign and eventually levels off with even larger a modulus. Note that the existence of a zero-crossing in the curve $\langle J \rangle$ versus α is determined by the sign of the curve asymptote for $\alpha \rightarrow \infty$. In this limit $\langle J \rangle$ oscillates with h as one better sees by investigating our model in the strong attraction approximation.

Strong attraction. In the limit $\alpha \rightarrow \infty$, when particle attraction dominates over thermal diffusion and static pinning, Eqs. (1) can be reduced to a single equation describing the evolution of the center of mass, $y = (1/N) \sum_i x_i$, of the particle condensate,

$$\frac{dy}{dt} = -\frac{U(y + hN) - U(y)}{hN} + F(t) + \sqrt{\frac{2T}{N}}\xi(t), \quad (3)$$

where $\xi(t)$ has the same statistics as $\xi_i(t)$ in Eqs. (1). This equation helps clarify the role of the particle size, h , in the depinning of the condensed mode. By inspecting Eq. (3), we notice that for large N diffusion becomes negligible, and the unidirectional currents J^\pm set in only when the drive amplitude A overcomes the pinning force exerted by $U(x)$, either from the right, F_R , or from the left, F_L (both $F_{R,L}$ are functions of hN). Note that for a single particle, $N = 1$, or for $hN \rightarrow 0$, $F_R = 3\pi$ and $F_L = 3\pi/2$ [1]. Upon neglecting thermal fluctuations, J^\pm and the zero-frequency rectification current, $\langle J \rangle$, can both be computed analytically from Eq. (3) [12] as functions of hN . For hN and F chosen within the shaded region of Fig. 3(a) the condensed mode is pinned. Nonzero currents thus emerge only due to thermal fluctuations with effective temperature T/N . Most remarkably, for appropriate combinations of h and N , one can achieve complete locking of the condensed mode in one direction, but not in the other [23], leading to the observation that for a certain value of A the modulus of $\langle J \rangle$ cannot exceed $J_{max} = A/2$. This is a benchmark against which to compare the efficiency of single-file rectification.

For finite T , J^\pm depend on h and N separately. In Fig. 3(b) we plot J^\pm versus N in three different regimes: in the $\alpha \rightarrow \infty$ limit described by Eq. (3) with $h = 0.16$ (solid lines); from BD simulations of the original system, Eq. (1) with strong pair attraction, $\alpha = 10$, $\lambda = 3$,

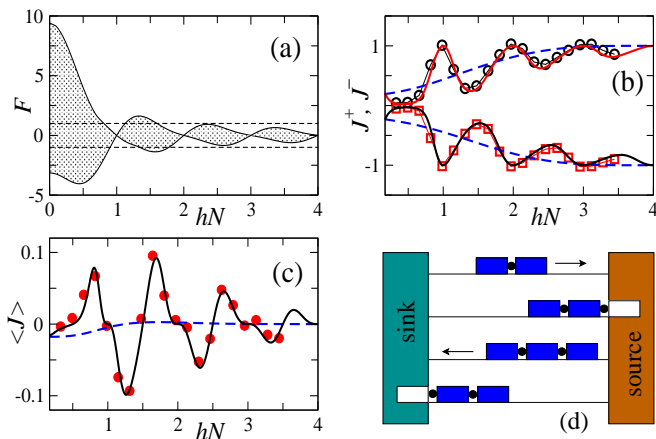


FIG. 3: (Color online) (a) Pinning (F, hN) region (shaded) for the condensed mode in the limit $\alpha \rightarrow \infty$, Eq. (3), and $T = 0$. The horizontal lines correspond to $F = \pm 1$ used in the simulations. (b) Solid lines: J^\pm vs. hN , obtained integrating Eq. (3) for $h = 0.16$; symbols: data points obtained via BD simulation of Eqs. (1) with $\alpha = 10$, $\lambda = 3$, $h_{\text{eff}} \simeq 0.16$ and varying N ; dashed lines: J^\pm vs. hN computed from Eq. (2) with $\alpha = 0$. Other parameters are $A = 1$, $T = 0.5$, and $M = 10$. (c) The zero-frequency rectification currents $\langle J \rangle$ vs. hN computed using the data in (b). A qualitatively similar plot is obtained on varying h for fixed N . The current peaks should be compared with $J_{\text{max}} = 0.5$. (d) Sketch of the molecular shuttle described in the text.

$\epsilon = 0.01$, $M = 10$ and $h = 0.2$, corresponding to $h_{\text{eff}} \simeq 0.16$ (symbols); and from the DDFT approximation, Eq. (2), for $\alpha = 0$, $h = 0.16$ and $M = 4$ (dashed lines). All other parameters, $T = 0.5$, $A = 1$, are the same. The corresponding zero-frequency rectification currents, $\langle J \rangle$, are displayed in Fig. 3(c). Similar behaviors can be obtained by varying h at constant N . In conclusion, on increasing the size of the condensed cluster our model exhibits: (i) an oscillatory growth of J^\pm , which eventually tend to the respective (unpinned particle) limits $J^\pm = \pm 1$, and (ii) sign reversals of $\langle J \rangle$ for hN an integer multiple of $L/2$. The qualitative explanation of this behavior is simple for $\alpha \rightarrow \infty$, when the single-file of particles can be regarded as a continuous rod of length hN . The total pinning force exerted by $U(x)$ on such a traveling rod vanishes for $hN = nL$, with n a positive integer (zero effective pinning), whereas its intensity is maximum for $hN \approx (2n - 1)L/2$. Correspondingly, $J^\pm = \pm 1$ for hN an integer multiple of L [Fig. 3(b)] and $\langle J \rangle = 0$ for hN an integer multiple of $L/2$ [Fig. 3(c)]. For finite α the effective rod is somewhat larger than hN , so that zeros of $\langle J \rangle$ may occur for $hN < 1$, like in Fig. 2(b).

We conclude by stressing that the remarkable enhancement of the ratchet effect reported here is a particular property of attracting particles of finite size, entrained in a single-file. For pointlike particles the resulting condensate cluster has zero width and the file current gets suppressed. On the other hand, particle size and number

can be used to selectively control the sign and magnitude of the net current. This concept is illustrated and applied in the toy molecular shuttle, sketched in Fig. 3(d), where a cluster of $N = 2$ rod-shaped molecular units, each of length $h = 0.4$ (in dimensionless units), moves to the right [Fig. 3(c)] until it docks at the loading station at the exit of the channel (source). After binding to an additional molecular unit, the enlarged cluster now reverses its drift velocity [Fig. 3(c)], thus dragging its cargo to the unloading station at the left exit of the channel (sink), where it releases the leftmost unit, so that the process can repeat itself. A steady molecular flux is thus established along the channel between the source and the sink, more efficiently than by mere single molecule (or, worse, single-file) diffusion.

AJA gratefully acknowledges support from RCUK. This work was partly supported by the HPC-Europa2 Transnational Access Programme.

-
- [1] F. Marchesoni and P. Hänggi, *Rev. Mod. Phys.* **81**, 387 (2009).
 - [2] B. Hille, *Channels of Excitable Membranes* (Sinauer Asc., Sunderland, 2001).
 - [3] J. Kärger and D. M. Ruthven, *Diffusion in Zeolites and Other Microporous Solids* (Wiley, New York, 1992).
 - [4] T. M. Squires and S. R. Quake, *Rev. Mod. Phys.* **77**, 977 (2005).
 - [5] Q. H. Wei, C. Bechinger, and P. Leiderer, *Science* **287**, 625 (2000); B. Cui, H. Diamant, and B. Lin, *Phys. Rev. Lett.* **89**, 188302 (2002).
 - [6] C. Lutz *et al.*, *Phys. Rev. Lett.* **93**, 026001 (2004).
 - [7] R. Besseling *et al.*, *Phys. Rev. Lett.* **82**, 3144 (1998).
 - [8] G. Coupier *et al.*, *EPL* **77**, 60001 (2007).
 - [9] A. Ashkin *et al.*, *Nature (London)* **348**, 346 (1990).
 - [10] J. F. Wambaugh *et al.*, *Phys. Rev. Lett.* **83**, 5105 (1999).
 - [11] I. Derenyi and T. Vicsek, *Phys. Rev. Lett.* **75**, 374 (1995).
 - [12] P. Reimann, *Phys. Rep.* **361**, 57 (2002).
 - [13] J. A. Barker and D. Henderson, *Rev. Mod. Phys.* **48**, 587 (1976).
 - [14] U. M. B. Marconi and P. Tarazona, *J. Chem Phys.* **110**, 8032 (1999); *J. Phys.: Condens. Matter* **12**, A413 (2000).
 - [15] A. J. Archer and R. Evans, *J. Chem. Phys.* **121**, 4246 (2004).
 - [16] R. Evans, *Fundamentals of Inhomogeneous Fluids* (New York, Dekker, 1992).
 - [17] J. P. Hansen and I. R. McDonald, *Theory of Simple Liquids* (Academic Press, London, 2006).
 - [18] J. K. Percus, *J. Stat. Phys.* **15**, 505 (1978).
 - [19] F. Penna and P. Tarazona, *J. Chem. Phys.* **119**, 1766 (2003).
 - [20] E. Doedel *et al.*, Technical Report, Caltech (2001), url: <http://cmvl.cs.concordia.ca/auto/>; G. Bordyugov and H. Engel, *Physica D* **228**, 49 (2007).
 - [21] See e.g. J.M. Brader and R. Evans, *Physica A*, **306** 287 (2002) and Refs. therein.
 - [22] A. Taloni and F. Marchesoni, *Phys. Rev. Lett.* **96**, 020601 (2006).
 - [23] S. Savel'ev, F. Marchesoni, and F. Nori, *Phys. Rev. Lett.*

91, 010601 (2004); Phys. Rev. E **71**, 011107 (2005).