

Submitted to: EPJC

Charged-particle multiplicity measurement in proton-proton collisions at $\sqrt{s} = 7$ TeV with ALICE at LHC

ALICE Collaboration

Abstract

The pseudorapidity density and multiplicity distribution of charged particles produced in proton-proton collisions at the LHC, at a centre-of-mass energy $\sqrt{s} = 7$ TeV, were measured in the central pseudorapidity region $|\eta| < 1$. Comparisons are made with previous measurements at $\sqrt{s} = 0.9$ TeV and 2.36 TeV. At $\sqrt{s} = 7$ TeV, for events with at least one charged particle in $|\eta| < 1$, we obtain $dN_{\text{ch}}/d\eta = 6.01 \pm 0.01(\text{stat.})_{-0.12}^{+0.20}(\text{syst.})$. This corresponds to an increase of $57.6\% \pm 0.4\%(\text{stat.})_{-1.8}^{+3.6}\%(\text{syst.})$ relative to collisions at 0.9 TeV, significantly higher than calculations from commonly used models. The multiplicity distribution at 7 TeV is described fairly well by the negative binomial distribution.

Charged-particle multiplicity measurement in proton-proton collisions at $\sqrt{s} = 7$ TeV with ALICE at LHC

ALICE collaboration

K. Aamodt⁷⁹, N. Abel⁴³, U. Abeysekera⁷⁷, A. Abrahamtes Quintana⁴², A. Abramyan¹¹³, D. Adamová⁸⁷, M.M. Aggarwal²⁵, G. Aglieri Rinella⁴⁰, A.G. Agocs¹⁸, S. Aguilar Salazar⁶⁵, Z. Ahammed⁵⁴, A. Ahmad², N. Ahmad², S.U. Ahn^{38 i}, R. Akimoto¹⁰¹, A. Akindinov⁶⁸, D. Aleksandrov⁷⁰, B. Alessandro¹⁰⁶, R. Alfaro Molina⁶⁵, A. Alici¹³, E. Almaráz Aviña⁶⁵, J. Alme⁸, T. Alt^{43 ii}, V. Altini⁵, S. Altinpinar³¹, C. Andrei¹⁷, A. Andronic³¹, G. Anelli⁴⁰, V. Angelov^{43 ii}, C. Anson²⁷, T. Antičić¹¹⁴, F. Antinori^{40 iii}, S. Antinori¹³, K. Antipin³⁶, D. Antończyk³⁶, P. Antonioli¹⁴, A. Anzo⁶⁵, L. Aphecetche⁷³, H. Appelshäuser³⁶, S. Arceci¹³, R. Arceo⁶⁵, A. Arend³⁶, N. Armesto⁹³, R. Arnaldi¹⁰⁶, T. Aronsson⁷⁴, I.C. Arsene^{79 iv}, A. Asryan⁹⁹, A. Augustinus⁴⁰, R. Averbeck³¹, T.C. Awes⁷⁶, J. Äystö⁴⁹, M.D. Azmi², S. Bablok⁸, M. Bach³⁵, A. Badalà²⁴, Y.W. Baek^{38 i}, S. Bagnasco¹⁰⁶, R. Bailhache^{31 v}, R. Bala¹⁰⁵, A. Baldisseri⁹⁰, A. Baldit²⁶, J. Bán⁵⁷, R. Barbera²³, G.G. Barnaföldi¹⁸, L. Barnby¹², V. Barret²⁶, J. Bartke²⁹, F. Barile⁵, M. Basile¹³, V. Basmanov⁹⁵, N. Bastid²⁶, B. Bathen⁷², G. Batigne⁷³, B. Batyunya³⁴, C. Baumann^{72 v}, I.G. Bearden²⁸, B. Becker^{20 vi}, I. Belikov¹⁰⁰, R. Bellwied³³, E. Belmont-Moreno⁶⁵, A. Belogianni⁴, L. Benhabib⁷³, S. Beole¹⁰⁵, I. Berceanu¹⁷, A. Bercuci^{31 vii}, E. Berdermann³¹, Y. Berdnikov³⁹, L. Betev⁴⁰, A. Bhasin⁴⁸, A.K. Bhati²⁵, L. Bianchi¹⁰⁵, N. Bianchi³⁷, C. Bianchin⁸⁰, J. Bielčák⁸², J. Bielčíková⁸⁷, A. Bilandzic³, L. Bimbot⁷⁸, E. Biolcati¹⁰⁵, A. Blanc²⁶, F. Blanco^{23 viii}, F. Blanco⁶³, D. Blau⁷⁰, C. Blume³⁶, M. Boccioni⁴⁰, N. Bock²⁷, A. Bogdanov⁶⁹, H. Bøggild²⁸, M. Bogolyubsky⁸⁴, J. Bohm⁹⁷, L. Boldizsár¹⁸, M. Bombara⁵⁶, C. Bombonati^{80 x}, M. Bondila⁴⁹, H. Borel⁹⁰, A. Borisov⁵¹, C. Bortolin^{80 xi}, S. Bose⁵³, L. Bosisio¹⁰², F. Bossú¹⁰⁵, M. Botje³, S. Böttger⁴³, G. Bourdaud⁷³, B. Boyer⁷⁸, M. Braun⁹⁹, P. Braun-Munzinger^{31,32 ii}, L. Bravina⁷⁹, M. Bregant^{102 xi}, T. Breitner⁴³, G. Bruckner⁴⁰, R. Brun⁴⁰, E. Bruna⁷⁴, G.E. Bruno⁵, D. Budnikov⁹⁵, H. Buesching³⁶, P. Buncic⁴⁰, O. Busch⁴⁴, Z. Buthelezi²², D. Caffarri⁸⁰, X. Cai¹¹², H. Caines⁷⁴, E. Camacho⁶⁶, P. Camerini¹⁰², M. Campbell⁴⁰, V. Canoa Roman⁴⁰, G.P. Capitani³⁷, G. Cara Romeo¹⁴, F. Carena⁴⁰, W. Carena⁴⁰, F. Carminati⁴⁰, A. Casanova Díaz³⁷, M. Caselle⁴⁰, J. Castillo Castellanos⁹⁰, J.F. Castillo Hernandez³¹, V. Catanescu¹⁷, E. Cattaruzza¹⁰², C. Cavicchioli⁴⁰, P. Cerello¹⁰⁶, V. Chambert⁷⁸, B. Chang⁹⁷, S. Chapeland⁴⁰, A. Charpy⁷⁸, J.L. Charvet⁹⁰, S. Chattopadhyay⁵³, S. Chattopadhyay⁵⁴, M. Cherney⁷⁷, C. Cheshkov⁴⁰, B. Cheynis⁶², E. Chiavassa¹⁰⁵, V. Chibante Barroso⁴⁰, D.D. Chinellato²¹, P. Chochula⁴⁰, K. Choi⁸⁶, M. Chojnacki¹⁰⁷, P. Christakoglou¹⁰⁷, C.H. Christensen²⁸, P. Christiansen⁶¹, T. Chujo¹⁰⁴, F. Chuman⁴⁵, C. Cicalo²⁰, L. Cifarelli¹³, F. Cindolo¹⁴, J. Cleymans²², O. Cobanoglu¹⁰⁵, J.-P. Coffin¹⁰⁰, S. Coli¹⁰⁶, A. Colla⁴⁰, G. Conesa Balbastre³⁷, Z. Conesa del Valle^{73 xii}, E.S. Conner¹¹¹, P. Constantin⁴⁴, G. Contin^{102 x}, J.G. Contreras⁶⁶, Y. Corrales Morales¹⁰⁵, T.M. Cormier³³, P. Cortese¹, I. Cortés Maldonado⁸⁵, M.R. Cosentino²¹, F. Costa⁴⁰, M.E. Cotallo⁶³, E. Crescio⁶⁶, P. Crochet²⁶, E. Cuautle⁶⁴, L. Cunqueiro³⁷, J. Cussonneau⁷³, A. Dainese⁸¹, H.H. Dalsgaard²⁸, A. Danu¹⁶, I. Das⁵³, A. Dash¹¹, S. Dash¹¹, G.O.V. de Barros⁹⁴, A. De Caro⁹¹, G. de Cataldo⁶, J. de Cuveland^{43 ii}, A. De Falco¹⁹, M. De Gaspari⁴⁴, J. de Groot⁴⁰, D. De Gruttola⁹¹, N. De Marco¹⁰⁶, S. De Pasquale⁹¹, R. De Remigis¹⁰⁶, R. de Rooij¹⁰⁷, G. de Vaux²², H. Delagrange⁷³, G. Dellacasa¹, A. Deloff¹⁰⁸, V. Demanov⁹⁵, E. Dénes¹⁸, A. Deppman⁹⁴, G. D'Erasmus⁵, D. Derkach⁹⁹, A. Devaux²⁶, D. Di Bari⁵, C. Di Giglio^{5 x}, S. Di Liberto⁸⁹, A. Di Mauro⁴⁰, P. Di Nezza³⁷, M. Dialinas⁷³, L. Díaz⁶⁴, R. Díaz⁴⁹, T. Dietel⁷², R. Divià⁴⁰, Ø. Djuvsland⁸, V. Dobretsov⁷⁰, A. Dobrin⁶¹, T. Dobrowolski¹⁰⁸, B. Dönigus³¹, I. Domínguez⁶⁴, D.M.M. Don⁴⁶, O. Dordic⁷⁹, A.K. Dubey⁵⁴, J. Dubuisson⁴⁰, L. Ducroux⁶², P. Dupieux²⁶, A.K. Dutta Majumdar⁵³, M.R. Dutta Majumdar⁵⁴, D. Elia⁶, D. Emschermann^{44 xiv}, A. Enokizono⁷⁶, B. Espagnon⁷⁸, M. Estienne⁷³, S. Esumi¹⁰⁴, D. Evans¹², S. Evvard⁴⁰, G. Eyyubova⁷⁹, C.W. Fabjan^{40 xv}, D. Fabris⁸¹, J. Faivre⁴¹, D. Falchieri¹³, A. Fantoni³⁷, M. Fasel³¹, O. Fateev³⁴, R. Fearick²², A. Fedunov³⁴, D. Fehlker⁸, V. Fekete¹⁵, D. Felea¹⁶, B. Fenton-Olsen^{28 xvi}, G. Feofilov⁹⁹, A. Fernández Téllez⁸⁵, E.G. Ferreira⁹³, A. Ferretti¹⁰⁵, R. Ferretti^{1 xvii}, M.A.S. Figueredo⁹⁴, S. Filchagin⁹⁵, R. Fini⁶, F.M. Fionda⁵, E.M. Fiore⁵, M. Floris^{19 x}, Z. Fodor¹⁸, S. Foertsch²², P. Foka³¹, S. Fokin⁷⁰, F. Formenti⁴⁰, E. Fragiaco¹⁰³, M. Fragkiadakis⁴, U. Frankenfeld³¹, A. Frolov⁷⁵, U. Fuchs⁴⁰, F. Furano⁴⁰, C. Furget⁴¹, M. Fusco Girard⁹¹, J.J. Gaardhøje²⁸, S. Gadrat⁴¹, M. Gagliardi¹⁰⁵, A. Gago⁵⁹, M. Gallio¹⁰⁵, P. Ganoti⁴, M.S. Ganti⁵⁴, C. Garabatos³¹, C. García Trapaga¹⁰⁵, J. Gebelein⁴³, R. Gemme¹, M. Germain⁷³, A. Gheata⁴⁰, M. Gheata⁴⁰, B. Ghidini⁵, P. Ghosh⁵⁴, G. Giraudo¹⁰⁶, P. Giubellino¹⁰⁶, E. Gladysz-Dziadus²⁹, R. Glasow^{72 xix}, P. Gläsel⁴⁴, A. Glenn⁶⁰, R. Gómez Jiménez³⁰, H. González Santos⁸⁵, L.H. González-Trueba⁶⁵, P. González-Zamora⁶³, S. Gorbunov^{43 ii}, Y. Gorbunov⁷⁷, S. Gotovac⁹⁸, H. Gottschlag⁷², V. Grabski⁶⁵, R. Grajcarek⁴⁴, A. Grelli¹⁰⁷, A. Grigoras⁴⁰, C. Grigoras⁴⁰, V. Grigoriev⁶⁹, A. Grigoryan¹¹³, S. Grigoryan³⁴, B. Grinyov⁵¹, N. Grión¹⁰³,

P. Gros⁶¹, J.F. Grosse-Oetringhaus⁴⁰, J.-Y. Grossiord⁶², R. Grosso⁸¹, F. Guber⁶⁷, R. Guernane⁴¹, B. Guerzoni¹³, K. Gulbrandsen²⁸, H. Gulkanyan¹¹³, T. Gunji¹⁰¹, A. Gupta⁴⁸, R. Gupta⁴⁸, H.-A. Gustafsson^{61 xix}, H. Gutbrod³¹, Ø. Haaland⁸, C. Hadjidakis⁷⁸, M. Haiduc¹⁶, H. Hamagaki¹⁰¹, G. Hamar¹⁸, J. Hamblen⁵², B.H. Han⁹⁶, J.W. Harris⁷⁴, M. Hartig³⁶, A. Harutyunyan¹¹³, D. Hasch³⁷, D. Hasegan¹⁶, D. Hatzifotiadou¹⁴, A. Hayrapetyan¹¹³, M. Heide⁷², M. Heinz⁷⁴, H. Helstrup⁹, A. Hergheliegiu¹⁷, C. Hernández³¹, G. Herrera Corral⁶⁶, N. Herrmann⁴⁴, K.F. Hetland⁹, B. Hicks⁷⁴, A. Hiei⁴⁵, P.T. Hille^{79 xx}, B. Hippolyte¹⁰⁰, T. Horaguchi^{45 xxi}, Y. Hori¹⁰¹, P. Hristov⁴⁰, I. Hřivnáčová⁷⁸, S. Hu⁷, M. Huang⁸, S. Huber³¹, T.J. Humanic²⁷, D. Hutter³⁵, D.S. Hwang⁹⁶, R. Ichou⁷³, R. Ilkaev⁹⁵, I. Ilkiv¹⁰⁸, M. Inaba¹⁰⁴, P.G. Innocenti⁴⁰, M. Ippolitov⁷⁰, M. Irfan², C. Ivan¹⁰⁷, A. Ivanov⁹⁹, M. Ivanov³¹, V. Ivanov³⁹, T. Iwasaki⁴⁵, A. Jacholkowski⁴⁰, P. Jacobs¹⁰, L. Jančurová³⁴, S. Jangal¹⁰⁰, R. Janik¹⁵, C. Jena¹¹, S. Jena⁷¹, L. Jirden⁴⁰, G.T. Jones¹², P.G. Jones¹², P. Jovanović¹², H. Jung³⁸, W. Jung³⁸, A. Jusko¹², A.B. Kaidalov⁶⁸, S. Kalcher^{43 ii}, P. Kalinaš⁵⁷, M. Kalisky⁷², T. Kalliokoski⁴⁹, A. Kalweit³², A. Kamal², R. Kamermans¹⁰⁷, K. Kanaki⁸, E. Kang³⁸, J.H. Kang⁹⁷, J. Kapitan⁸⁷, V. Kaplin⁶⁹, S. Kapusta⁴⁰, O. Karavichev⁶⁷, T. Karavicheva⁶⁷, E. Karpechev⁶⁷, A. Kazantsev⁷⁰, U. Keschull⁴³, R. Keidel¹¹¹, M.M. Khan², S.A. Khan⁵⁴, A. Khanzadeev³⁹, Y. Kharlov⁸⁴, D. Kikola¹⁰⁹, B. Kileng⁹, D.J. Kim⁴⁹, D.S. Kim³⁸, D.W. Kim³⁸, H.N. Kim³⁸, J. Kim⁸⁴, J.H. Kim⁹⁶, J.S. Kim³⁸, M. Kim³⁸, M. Kim⁹⁷, S.H. Kim³⁸, S. Kim⁹⁶, Y. Kim⁹⁷, S. Kirsch⁴⁰, I. Kisel^{43 iv}, S. Kiselev⁶⁸, A. Kisiel^{27 x}, J.L. Klay⁹², J. Klein⁴⁴, C. Klein-Bösing^{40 xiv}, M. Kliemant³⁶, A. Klovning⁸, A. Kluge⁴⁰, M.L. Knichel³¹, S. Kniege³⁶, K. Koch⁴⁴, R. Kolevato⁷⁹, A. Kolojvari⁹⁹, V. Kondratiev⁹⁹, N. Kondratyeva⁶⁹, A. Konevskih⁶⁷, E. Kornas²⁹, R. Kour¹², M. Kowalski²⁹, S. Kox⁴¹, K. Kozlov⁷⁰, J. Kral^{82 xi}, I. Králik⁵⁷, F. Kramer³⁶, I. Kraus^{32 iv}, A. Kravčáková⁵⁶, T. Krawutschke⁵⁵, M. Krivda¹², D. Krumbhorn⁴⁴, M. Krus⁸², E. Kryshen³⁹, M. Krzewicki³, Y. Kucheriaev⁷⁰, C. Kuhn¹⁰⁰, P.G. Kuijer³, L. Kumar²⁵, N. Kumar²⁵, R. Kupczak¹⁰⁹, P. Kurashvili¹⁰⁸, A. Kurepin⁶⁷, A.N. Kurepin⁶⁷, A. Kuryakin⁹⁵, S. Kushpil⁸⁷, V. Kushpil⁸⁷, M. Kutowski³⁴, H. Kvaerno⁷⁹, M.J. Kweon⁴⁴, Y. Kwon⁹⁷, P. La Rocca^{23 xxii}, F. Lackner⁴⁰, P. Ladrón de Guevara⁶³, V. Lafage⁷⁸, C. Lal⁴⁸, C. Lara⁴³, D.T. Larsen⁸, G. Laurenti¹⁴, C. Lazzeroni¹², Y. Le Bornec⁷⁸, N. Le Bris⁷³, H. Lee⁸⁶, K.S. Lee³⁸, S.C. Lee³⁸, F. Lefevre⁷³, M. Lenhardt⁷³, L. Leistam⁴⁰, J. Lehnert³⁶, V. Lenti⁶, H. León⁶⁵, I. León Monzón³⁰, H. León Vargas³⁶, P. Lévai¹⁸, X. Li⁷, Y. Li⁷, R. Lietava¹², S. Lindal⁷⁹, V. Lindenstruth^{43 ii}, C. Lippmann⁴⁰, M.A. Lisa²⁷, L. Liu⁸, V. Loginov⁶⁹, S. Lohn⁴⁰, X. Lopez²⁶, M. López Noriega⁷⁸, R. López-Ramírez⁸⁵, E. López Torres⁴², G. Løvholden⁷⁹, A. Lozea Feijo Soares⁹⁴, S. Lu⁷, M. Lunardon⁸⁰, G. Luparello¹⁰⁵, L. Luquin⁷³, J.-R. Lutz¹⁰⁰, K. Ma¹¹², R. Ma⁷⁴, D.M. Madagodahettige-Don⁴⁶, A. Maevskaya⁶⁷, M. Mager^{32 x}, D.P. Mahapatra¹¹, A. Maire¹⁰⁰, I. Makhlyueva⁴⁰, D. Mal'Kevich⁶⁸, M. Malaev³⁹, K.J. Malagalage⁷⁷, I. Maldonado Cervantes⁶⁴, M. Malek⁷⁸, T. Malkiewicz⁴⁹, P. Malzacher³¹, A. Mamonov⁹⁵, L. Manceau²⁶, L. Mangotra⁴⁸, V. Manko⁷⁰, F. Manso²⁶, V. Manzari⁶, Y. Mao^{112 xxiv}, J. Mares⁸³, G.V. Margagliotti¹⁰², A. Margotti¹⁴, A. Marín³¹, I. Martashvili⁵², P. Martinengo⁴⁰, M.I. Martínez Hernández⁸⁵, A. Martínez Davalos⁶⁵, G. Martínez García⁷³, Y. Maruyama⁴⁵, A. Marzari Chiesa¹⁰⁵, S. Masciocchi³¹, M. Maserà¹⁰⁵, M. Masetti¹³, A. Masoni²⁰, L. Massacrier⁶², M. Mastromarco⁶, A. Mastroserio^{5 x}, Z.L. Matthews¹², A. Matyja^{29 xxxiv}, D. Mayani⁶⁴, G. Mazza¹⁰⁶, M.A. Mazzoni⁸⁹, F. Meddi⁸⁸, A. Menchaca-Rocha⁶⁵, P. Mendez Lorenzo⁴⁰, M. Meoni⁴⁰, J. Mercado Pérez⁴⁴, P. Mereu¹⁰⁶, Y. Miale¹⁰⁴, A. Michalon¹⁰⁰, N. Miftakhov³⁹, J. Milosevic⁷⁹, F. Minafra⁵, A. Mischke¹⁰⁷, D. Miśkowiec³¹, C. Mitu¹⁶, K. Mizoguchi⁴⁵, J. Mlynarz³³, B. Mohanty⁵⁴, L. Molnar^{18 x}, M.M. Mondal⁵⁴, L. Montaña Zetina^{66 xxv}, M. Monteno¹⁰⁶, E. Montes⁶³, M. Morando⁸⁰, S. Moretto⁸⁰, A. Morsch⁴⁰, T. Moukhanova⁷⁰, V. Muccifora³⁷, E. Mudnic⁹⁸, S. Muhuri⁵⁴, H. Müller⁴⁰, M.G. Munhoz⁹⁴, J. Munoz⁸⁵, L. Musa⁴⁰, A. Musso¹⁰⁶, B.K. Nandi⁷¹, R. Nania¹⁴, E. Nappi⁶, F. Navach⁵, S. Navin¹², T.K. Nayak⁵⁴, S. Nazarenko⁹⁵, G. Nazarov⁹⁵, A. Nedosekin⁶⁸, F. Nendaz⁶², J. Newby⁶⁰, A. Nianine⁷⁰, M. Nicassio^{6 x}, B.S. Nielsen²⁸, S. Nikolaev⁷⁰, V. Nikolic¹¹⁴, S. Nikulin⁷⁰, V. Nikulin³⁹, B.S. Nilsen⁷⁷, M.S. Nilsson⁷⁹, F. Noferini¹⁴, P. Nomokonov³⁴, G. Nooren¹⁰⁷, N. Novitzky⁴⁹, A. Nyatha⁷¹, C. Nygaard²⁸, A. Nyiri⁷⁹, J. Nystrand⁸, A. Ochirov⁹⁹, G. Odyniec¹⁰, H. Oeschler³², M. Oinonen⁴⁹, K. Okada¹⁰¹, Y. Okada⁴⁵, M. Oldenburg⁴⁰, J. Oleniacz¹⁰⁹, C. Oppedisano¹⁰⁶, F. Orsini⁹⁰, A. Ortiz Velasquez⁶⁴, G. Ortona¹⁰⁵, A. Oskarsson⁶¹, F. Osmic⁴⁰, L. Österman⁶¹, P. Ostrowski¹⁰⁹, I. Otterlund⁶¹, J. Otwinowski³¹, G. Øvrebek⁸, K. Oyama⁴⁴, K. Ozawa¹⁰¹, Y. Pachmayer⁴⁴, M. Pachr⁸², F. Padilla¹⁰⁵, P. Pagano⁹¹, G. Paic⁶⁴, F. Painke⁴³, C. Pajares⁹³, S. Pal^{53 xxvii}, S.K. Pal⁵⁴, A. Palaha¹², A. Palmeri²⁴, R. Panse⁴³, V. Papikyan¹¹³, G.S. Pappalardo²⁴, W.J. Park³¹, B. Pastirčák⁵⁷, C. Pastore⁶, V. Paticchio⁶, A. Pavlinov³³, T. Pawlak¹⁰⁹, T. Peitzmann¹⁰⁷, A. Pepato⁸¹, H. Pereira⁹⁰, D. Peressouko⁷⁰, C. Pérez⁵⁹, D. Perini⁴⁰, D. Perrino^{5 x}, W. Peryt¹⁰⁹, J. Peschek^{43 ii}, A. Pesci¹⁴, V. Peskov^{64 x}, Y. Pestov⁷⁵, A.J. Peters⁴⁰, V. Petráček⁸², A. Petridis^{4 xix}, M. Petris¹⁷, P. Petrov¹², M. Petrovici¹⁷, C. Petta²³, J. Peyré⁷⁸, S. Piano¹⁰³, A. Piccotti¹⁰⁶, M. Pikna¹⁵, P. Pillot⁷³, O. Pinazza^{14 x}, L. Pinsky⁴⁶, N. Pitz³⁶, F. Piuze⁴⁰, R. Platt¹², M. Płoskoń¹⁰, J. Pluta¹⁰⁹, T. Pocheptsov^{34 xxviii}, S. Pochybova¹⁸, P.L.M. Podesta Lerma³⁰, F. Poggio¹⁰⁵, M.G. Poghosyan¹⁰⁵, K. Polák⁸³, B. Polichtchouk⁸⁴, P. Polozov⁶⁸, V. Polyakov³⁹, B. Pommeresch⁸, A. Pop¹⁷, F. Posa⁵, V. Pospíšil⁸², B. Potukuchi⁴⁸, J. Pouthas⁷⁸, S.K. Prasad⁵⁴, R. Preghenella^{13 xxiii}, F. Prino¹⁰⁶, C.A. Pruneau³³, I. Pshenichnov⁶⁷, G. Puddu¹⁹, P. Pujahari⁷¹, A. Pulvirenti²³, A. Punin⁹⁵, V. Punin⁹⁵, M. Putis⁵⁶, J. Putschke⁷⁴, E. Quercigh⁴⁰, A. Rachevski¹⁰³, A. Rademakers⁴⁰, S. Radomski⁴⁴, T.S. Rähjä⁴⁹, J. Rak⁴⁹, A. Rakotozafindrabe⁹⁰, L. Ramello¹, A. Ramírez Reyes⁶⁶, M. Rammner⁷², R. Raniwala⁴⁷, S. Raniwala⁴⁷, S.S. Räsänen⁴⁹, I. Rashevskaya¹⁰³, S. Rath¹¹, K.F. Read⁵², J.S. Real⁴¹, K. Redlich^{108 xli}, R. Renfordt³⁶, A.R. Reolon³⁷, A. Reshetin⁶⁷, F. Rettig^{43 ii}, J.-P. Revol⁴⁰, K. Reygers^{72 xxix}, H. Ricaud³², L. Riccati¹⁰⁶, R.A. Ricci⁵⁸, M. Richter⁸, P. Riedler⁴⁰, W. Riegler⁴⁰, F. Riggi²³, A. Rivetti¹⁰⁶,

M. Rodríguez Cahuantzi⁸⁵, K. Røed⁹, D. Röhrich^{40 xxxi}, S. Román López⁸⁵, R. Romita^{5 iv}, F. Ronchetti³⁷, P. Rosinsky⁴⁰, P. Rosnet²⁶, S. Rossegger⁴⁰, A. Rossi¹⁰², F. Roukoutakis^{40 xxxii}, S. Rousseau⁷⁸, C. Roy^{73 xii}, P. Roy⁵³, A.J. Rubio-Montero⁶³, R. Rui¹⁰², I. Rusanov⁴⁴, G. Russo⁹¹, E. Ryabinkin⁷⁰, A. Rybicki²⁹, S. Sadovskiy⁸⁴, K. Šafařík⁴⁰, R. Sahoo⁸⁰, J. Saini⁵⁴, P. Saiz⁴⁰, D. Sakata¹⁰⁴, C.A. Salgado⁹³, R. Salgueiro Domingues da Silva⁴⁰, S. Salur¹⁰, T. Samanta⁵⁴, S. Sambyal⁴⁸, V. Samsonov³⁹, L. Šándor⁵⁷, A. Sandoval⁶⁵, M. Sano¹⁰⁴, S. Sano¹⁰¹, R. Santo⁷², R. Santoro⁵, J. Sarkamo⁴⁹, P. Saturnini²⁶, E. Scapparone¹⁴, F. Scarlassara⁸⁰, R.P. Scharenberg¹¹⁰, C. Schiaua¹⁷, R. Schicker⁴⁴, H. Schindler⁴⁰, C. Schmidt³¹, H.R. Schmidt³¹, K. Schossmaier⁴⁰, S. Schreiner⁴⁰, S. Schuchmann³⁶, J. Schukraft⁴⁰, Y. Schutz⁷³, K. Schwarz³¹, K. Schweda⁴⁴, G. Scioli¹³, E. Scomparin¹⁰⁶, G. Segato⁸⁰, D. Semenov⁹⁹, S. Senyukov¹, J. Seo³⁸, S. Serici¹⁹, L. Serkin⁶⁴, E. Serradilla⁶³, A. Sevcenco¹⁶, I. Sgura⁵, G. Shabratova³⁴, R. Shahoyan⁴⁰, G. Sharkov⁶⁸, N. Sharma²⁵, S. Sharma⁴⁸, K. Shigaki⁴⁵, M. Shimomura¹⁰⁴, K. Shtejer⁴², Y. Sibiriak⁷⁰, M. Siciliano¹⁰⁵, E. Sicking^{40 xxxiii}, E. Siddi²⁰, T. Siemiarczuk¹⁰⁸, A. Silenzi¹³, D. Silvermyr⁷⁶, E. Simili¹⁰⁷, G. Simonetti^{5 x}, R. Singaraju⁵⁴, R. Singh⁴⁸, V. Singhal⁵⁴, B.C. Sinha⁵⁴, T. Sinha⁵³, B. Sitar¹⁵, M. Sitta¹, T.B. Skaali⁷⁹, K. Skjerdal⁸, R. Smakal⁸², N. Smirnov⁷⁴, R. Snellings³, H. Snow¹², C. Sogaard²⁸, A. Soloviev⁸⁴, H.K. Soltveit⁴⁴, R. Soltz⁶⁰, W. Sommer³⁶, C.W. Son⁸⁶, H. Son⁹⁶, M. Song⁹⁷, C. Soos⁴⁰, F. Soramel⁸⁰, D. Soyk³¹, M. Spyropoulou-Stassinaki⁴, B.K. Srivastava¹¹⁰, J. Stachel⁴⁴, F. Staley⁹⁰, E. Stan¹⁶, G. Stefanek¹⁰⁸, G. Stefanini⁴⁰, T. Steinbeck^{43 ii}, E. Stenlund⁶¹, G. Steyn²², D. Stocco^{105 xxxiv}, R. Stock³⁶, P. Stolpovsky⁸⁴, P. Strmen¹⁵, A.A.P. Suaide⁹⁴, M.A. Subieta Vásquez¹⁰⁵, T. Sugitate⁴⁵, C. Suire⁷⁸, M. Šumbera⁸⁷, T. Susa¹¹⁴, D. Swoboda⁴⁰, J. Symons¹⁰, A. Szanto de Toledo⁹⁴, I. Szarka¹⁵, A. Szostak²⁰, M. Szuba¹⁰⁹, M. Tadel⁴⁰, C. Tagridis⁴, A. Takahara¹⁰¹, J. Takahashi²¹, R. Tanabe¹⁰⁴, D.J. Tapia Takaki⁷⁸, H. Taureg⁴⁰, A. Tauro⁴⁰, M. Tavlet⁴⁰, G. Tejada Muñoz⁸⁵, A. Telesca⁴⁰, C. Terrevoli⁵, J. Thäder^{43 ii}, R. Tieulent⁶², D. Tlusty⁸², A. Toia⁴⁰, T. Tolyhy¹⁸, C. Torcato de Matos⁴⁰, H. Torii⁴⁵, G. Torralba⁴³, L. Toscano¹⁰⁶, F. Tosello¹⁰⁶, A. Tournaire^{73 xxxv}, T. Traczyk¹⁰⁹, P. Tribedy⁵⁴, G. Tröger⁴³, D. Truesdale²⁷, W.H. Trzaska⁴⁹, G. Tsileidakis⁴⁴, E. Tsilis⁴, T. Tsuji¹⁰¹, A. Tumkin⁹⁵, R. Turrisi⁸¹, A. Turvey⁷⁷, T.S. Tveter⁷⁹, H. Tydesjö⁴⁰, K. Tywoniuk⁷⁹, J. Ulery³⁶, K. Ullaland⁸, A. Uras¹⁹, J. Urbán⁵⁶, G.M. Urciuoli⁸⁹, G.L. Usai¹⁹, A. Vacchi¹⁰³, M. Vala^{34 ix}, L. Valencia Palomo⁶⁵, S. Vallero⁴⁴, N. van der Kolk³, P. Vande Vyvre⁴⁰, M. van Leeuwen¹⁰⁷, L. Vannucci⁵⁸, A. Vargas⁸⁵, R. Varma⁷¹, A. Vasiliev⁷⁰, I. Vassiliev^{43 xxxii}, M. Vasileiou⁴, V. Vechernin⁹⁹, M. Venaruzzo¹⁰², E. Vercellin¹⁰⁵, S. Vergara⁸⁵, R. Vernet^{23 xxxvi}, M. Verweij¹⁰⁷, I. Vetlitskiy⁶⁸, L. Vickovic⁹⁸, G. Viesti⁸⁰, O. Vikhlyantsev⁹⁵, Z. Vilakazi²², O. Villalobos Baillie¹², A. Vinogradov⁷⁰, L. Vinogradov⁹⁹, Y. Vinogradov⁹⁵, T. Virgili⁹¹, Y.P. Viyogi⁵⁴, A. Vodopianov³⁴, K. Voloshin⁶⁸, S. Voloshin³³, G. Volpe⁵, B. von Haller⁴⁰, D. Vranic³¹, J. Vrláková⁵⁶, B. Vulpescu²⁶, B. Wagner⁸, V. Wagner⁸², L. Wallet⁴⁰, R. Wan^{112 xii}, D. Wang¹¹², Y. Wang⁴⁴, K. Watanabe¹⁰⁴, Q. Wen⁷, J. Wessels⁷², U. Westerhoff⁷², J. Wiechula⁴⁴, J. Wikne⁷⁹, A. Wilk⁷², G. Wilk¹⁰⁸, M.C.S. Williams¹⁴, N. Willis⁷⁸, B. Windelband⁴⁴, C. Xu¹¹², C. Yang¹¹², H. Yang⁴⁴, S. Yasnopolskiy⁷⁰, F. Yermia⁷³, J. Yi⁸⁶, Z. Yin¹¹², H. Yokoyama¹⁰⁴, I-K. Yoo⁸⁶, X. Yuan^{112 xxxviii}, V. Yurevich³⁴, I. Yushmanov⁷⁰, E. Zabrodin⁷⁹, B. Zagreev⁶⁸, A. Zalite³⁹, C. Zampolli^{40 xxxix}, Yu. Zanevsky³⁴, S. Zaporozhets³⁴, A. Zarochentsev⁹⁹, P. Závada⁸³, H. Zbroszczyk¹⁰⁹, P. Zelnicek⁴³, A. Zenin⁸⁴, A. Zepeda⁶⁶, I. Zgura¹⁶, M. Zhalov³⁹, X. Zhang^{112 i}, D. Zhou¹¹², S. Zhou⁷, J. Zhu¹¹², A. Zichichi^{13 xxii}, A. Zinchenko³⁴, G. Zinovjev⁵¹, Y. Zoccarato⁶², V. Zycháček⁸², and M. Zynovyev⁵¹

Affiliation notes

ⁱAlso at Laboratoire de Physique Corpusculaire (LPC), Clermont Université, Université Blaise Pascal, CNRS-IN2P3, Clermont-Ferrand, France

ⁱⁱAlso at Frankfurt Institute for Advanced Studies, Johann Wolfgang Goethe-Universität Frankfurt, Frankfurt, Germany

ⁱⁱⁱNow at Sezione INFN, Padova, Italy

^{iv}Now at Research Division and ExtreMe Matter Institute EMMI, GSI Helmholtzzentrum für Schwerionenforschung, Darmstadt, Germany

^vNow at Institut für Kernphysik, Johann Wolfgang Goethe-Universität Frankfurt, Frankfurt, Germany

^{vi}Now at Physics Department, University of Cape Town, iThemba Laboratories, Cape Town, South Africa

^{vii}Now at National Institute for Physics and Nuclear Engineering, Bucharest, Romania

^{viii}Also at University of Houston, Houston, TX, United States

^{ix}Now at Faculty of Science, P.J. Šafařík University, Košice, Slovakia

^xNow at European Organization for Nuclear Research (CERN), Geneva, Switzerland

^{xi}Now at Helsinki Institute of Physics (HIP) and University of Jyväskylä, Jyväskylä, Finland

^{xii}Now at Institut Pluridisciplinaire Hubert Curien (IPHC), Université de Strasbourg, CNRS-IN2P3, Strasbourg, France

^{xiii}Now at Sezione INFN, Bari, Italy

^{xiv}Now at Institut für Kernphysik, Westfälische Wilhelms-Universität Münster, Münster, Germany

^{xv}Now at: University of Technology and Austrian Academy of Sciences, Vienna, Austria

^{xvi}Also at Lawrence Livermore National Laboratory, Livermore, CA, United States

^{xvii}Also at European Organization for Nuclear Research (CERN), Geneva, Switzerland

^{xviii}Now at Sección Física, Departamento de Ciencias, Pontificia Universidad Católica del Perú, Lima, Peru

^{xix}Deceased

- ^{xx}Now at Yale University, New Haven, CT, United States
- ^{xxi}Now at University of Tsukuba, Tsukuba, Japan
- ^{xxii}Also at Centro Fermi – Centro Studi e Ricerche e Museo Storico della Fisica “Enrico Fermi”, Rome, Italy
- ^{xxiii}Now at Dipartimento Interateneo di Fisica ‘M. Merlin’ and Sezione INFN, Bari, Italy
- ^{xxiv}Also at Laboratoire de Physique Subatomique et de Cosmologie (LPSC), Université Joseph Fourier, CNRS-IN2P3, Institut Polytechnique de Grenoble, Grenoble, France
- ^{xxv}Now at Dipartimento di Fisica Sperimentale dell’Università and Sezione INFN, Turin, Italy
- ^{xxvi}Now at Physics Department, Creighton University, Omaha, NE, United States
- ^{xxvii}Now at Commissariat à l’Energie Atomique, IRFU, Saclay, France
- ^{xxviii}Also at Department of Physics, University of Oslo, Oslo, Norway
- ^{xxix}Now at Physikalisches Institut, Ruprecht-Karls-Universität Heidelberg, Heidelberg, Germany
- ^{xxx}Now at Institut für Kernphysik, Technische Universität Darmstadt, Darmstadt, Germany
- ^{xxxi}Now at Department of Physics and Technology, University of Bergen, Bergen, Norway
- ^{xxxii}Now at Physics Department, University of Athens, Athens, Greece
- ^{xxxiii}Also at Institut für Kernphysik, Westfälische Wilhelms-Universität Münster, Münster, Germany
- ^{xxxiv}Now at SUBATECH, Ecole des Mines de Nantes, Université de Nantes, CNRS-IN2P3, Nantes, France
- ^{xxxv}Now at Université de Lyon 1, CNRS/IN2P3, Institut de Physique Nucléaire de Lyon, Lyon, France
- ^{xxxvi}Now at: Centre de Calcul IN2P3, Lyon, France
- ^{xxxvii}Now at Variable Energy Cyclotron Centre, Kolkata, India
- ^{xxxviii}Also at Dipartimento di Fisica dell’Università and Sezione INFN, Padova, Italy
- ^{xxxix}Also at Sezione INFN, Bologna, Italy
- ^{xl}Also at Dipartimento di Fisica dell’Università, Udine, Italy
- ^{xli}Also at Wrocław University, Wrocław, Poland

Collaboration institutes

- ¹ Dipartimento di Scienze e Tecnologie Avanzate dell’Università del Piemonte Orientale and Gruppo Collegato INFN, Alessandria, Italy
- ² Department of Physics Aligarh Muslim University, Aligarh, India
- ³ National Institute for Nuclear and High Energy Physics (NIKHEF), Amsterdam, Netherlands
- ⁴ Physics Department, University of Athens, Athens, Greece
- ⁵ Dipartimento Interateneo di Fisica ‘M. Merlin’ and Sezione INFN, Bari, Italy
- ⁶ Sezione INFN, Bari, Italy
- ⁷ China Institute of Atomic Energy, Beijing, China
- ⁸ Department of Physics and Technology, University of Bergen, Bergen, Norway
- ⁹ Faculty of Engineering, Bergen University College, Bergen, Norway
- ¹⁰ Lawrence Berkeley National Laboratory, Berkeley, CA, United States
- ¹¹ Institute of Physics, Bhubaneswar, India
- ¹² School of Physics and Astronomy, University of Birmingham, Birmingham, United Kingdom
- ¹³ Dipartimento di Fisica dell’Università and Sezione INFN, Bologna, Italy
- ¹⁴ Sezione INFN, Bologna, Italy
- ¹⁵ Faculty of Mathematics, Physics and Informatics, Comenius University, Bratislava, Slovakia
- ¹⁶ Institute of Space Sciences (ISS), Bucharest, Romania
- ¹⁷ National Institute for Physics and Nuclear Engineering, Bucharest, Romania
- ¹⁸ KFKI Research Institute for Particle and Nuclear Physics, Hungarian Academy of Sciences, Budapest, Hungary
- ¹⁹ Dipartimento di Fisica dell’Università and Sezione INFN, Cagliari, Italy
- ²⁰ Sezione INFN, Cagliari, Italy
- ²¹ Universidade Estadual de Campinas (UNICAMP), Campinas, Brazil
- ²² Physics Department, University of Cape Town, iThemba Laboratories, Cape Town, South Africa
- ²³ Dipartimento di Fisica e Astronomia dell’Università and Sezione INFN, Catania, Italy
- ²⁴ Sezione INFN, Catania, Italy
- ²⁵ Physics Department, Panjab University, Chandigarh, India
- ²⁶ Laboratoire de Physique Corpusculaire (LPC), Clermont Université, Université Blaise Pascal, CNRS-IN2P3, Clermont-Ferrand, France
- ²⁷ Department of Physics, Ohio State University, Columbus, OH, United States
- ²⁸ Niels Bohr Institute, University of Copenhagen, Copenhagen, Denmark
- ²⁹ The Henryk Niewodniczanski Institute of Nuclear Physics, Polish Academy of Sciences, Cracow, Poland
- ³⁰ Universidad Autónoma de Sinaloa, Culiacán, Mexico
- ³¹ Research Division and ExtreMe Matter Institute EMMI, GSI Helmholtzzentrum für Schwerionenforschung, Darmstadt, Germany

- 32 Institut für Kernphysik, Technische Universität Darmstadt, Darmstadt, Germany
 33 Wayne State University, Detroit, MI, United States
 34 Joint Institute for Nuclear Research (JINR), Dubna, Russia
 35 Frankfurt Institute for Advanced Studies, Johann Wolfgang Goethe-Universität Frankfurt, Frankfurt, Germany
 36 Institut für Kernphysik, Johann Wolfgang Goethe-Universität Frankfurt, Frankfurt, Germany
 37 Laboratori Nazionali di Frascati, INFN, Frascati, Italy
 38 Gangneung-Wonju National University, Gangneung, South Korea
 39 Petersburg Nuclear Physics Institute, Gatchina, Russia
 40 European Organization for Nuclear Research (CERN), Geneva, Switzerland
 41 Laboratoire de Physique Subatomique et de Cosmologie (LPSC), Université Joseph Fourier, CNRS-IN2P3, Institut Polytechnique de Grenoble, Grenoble, France
 42 Centro de Aplicaciones Tecnológicas y Desarrollo Nuclear (CEADEN), Havana, Cuba
 43 Kirchhoff-Institut für Physik, Ruprecht-Karls-Universität Heidelberg, Heidelberg, Germany
 44 Physikalisches Institut, Ruprecht-Karls-Universität Heidelberg, Heidelberg, Germany
 45 Hiroshima University, Hiroshima, Japan
 46 University of Houston, Houston, TX, United States
 47 Physics Department, University of Rajasthan, Jaipur, India
 48 Physics Department, University of Jammu, Jammu, India
 49 Helsinki Institute of Physics (HIP) and University of Jyväskylä, Jyväskylä, Finland
 50 Scientific Research Technological Institute of Instrument Engineering, Kharkov, Ukraine
 51 Bogolyubov Institute for Theoretical Physics, Kiev, Ukraine
 52 University of Tennessee, Knoxville, TN, United States
 53 Saha Institute of Nuclear Physics, Kolkata, India
 54 Variable Energy Cyclotron Centre, Kolkata, India
 55 Fachhochschule Köln, Köln, Germany
 56 Faculty of Science, P.J. Šafárik University, Košice, Slovakia
 57 Institute of Experimental Physics, Slovak Academy of Sciences, Košice, Slovakia
 58 Laboratori Nazionali di Legnaro, INFN, Legnaro, Italy
 59 Sección Física, Departamento de Ciencias, Pontificia Universidad Católica del Perú, Lima, Peru
 60 Lawrence Livermore National Laboratory, Livermore, CA, United States
 61 Division of Experimental High Energy Physics, University of Lund, Lund, Sweden
 62 Université de Lyon 1, CNRS/IN2P3, Institut de Physique Nucléaire de Lyon, Lyon, France
 63 Centro de Investigaciones Energéticas Medioambientales y Tecnológicas (CIEMAT), Madrid, Spain
 64 Instituto de Ciencias Nucleares, Universidad Nacional Autónoma de México, Mexico City, Mexico
 65 Instituto de Física, Universidad Nacional Autónoma de México, Mexico City, Mexico
 66 Centro de Investigación y de Estudios Avanzados (CINVESTAV), Mexico City and Mérida, Mexico
 67 Institute for Nuclear Research, Academy of Sciences, Moscow, Russia
 68 Institute for Theoretical and Experimental Physics, Moscow, Russia
 69 Moscow Engineering Physics Institute, Moscow, Russia
 70 Russian Research Centre Kurchatov Institute, Moscow, Russia
 71 Indian Institute of Technology, Mumbai, India
 72 Institut für Kernphysik, Westfälische Wilhelms-Universität Münster, Münster, Germany
 73 SUBATECH, Ecole des Mines de Nantes, Université de Nantes, CNRS-IN2P3, Nantes, France
 74 Yale University, New Haven, CT, United States
 75 Budker Institute for Nuclear Physics, Novosibirsk, Russia
 76 Oak Ridge National Laboratory, Oak Ridge, TN, United States
 77 Physics Department, Creighton University, Omaha, NE, United States
 78 Institut de Physique Nucléaire d'Orsay (IPNO), Université Paris-Sud, CNRS-IN2P3, Orsay, France
 79 Department of Physics, University of Oslo, Oslo, Norway
 80 Dipartimento di Fisica dell'Università and Sezione INFN, Padova, Italy
 81 Sezione INFN, Padova, Italy
 82 Faculty of Nuclear Sciences and Physical Engineering, Czech Technical University in Prague, Prague, Czech Republic
 83 Institute of Physics, Academy of Sciences of the Czech Republic, Prague, Czech Republic
 84 Institute for High Energy Physics, Protvino, Russia
 85 Benemérita Universidad Autónoma de Puebla, Puebla, Mexico
 86 Pusan National University, Pusan, South Korea
 87 Nuclear Physics Institute, Academy of Sciences of the Czech Republic, Řež u Prahy, Czech Republic
 88 Dipartimento di Fisica dell'Università 'La Sapienza' and Sezione INFN, Rome, Italy
 89 Sezione INFN, Rome, Italy
 90 Commissariat à l'Energie Atomique, IRFU, Saclay, France
 91 Dipartimento di Fisica 'E.R. Caianiello' dell'Università and Sezione INFN, Salerno, Italy
 92 California Polytechnic State University, San Luis Obispo, CA, United States

- ⁹³ Departamento de Física de Partículas and IGFAE, Universidad de Santiago de Compostela, Santiago de Compostela, Spain
⁹⁴ Universidade de São Paulo (USP), São Paulo, Brazil
⁹⁵ Russian Federal Nuclear Center (VNIIEF), Sarov, Russia
⁹⁶ Department of Physics, Sejong University, Seoul, South Korea
⁹⁷ Yonsei University, Seoul, South Korea
⁹⁸ Technical University of Split FESB, Split, Croatia
⁹⁹ V. Fock Institute for Physics, St. Petersburg State University, St. Petersburg, Russia
¹⁰⁰ Institut Pluridisciplinaire Hubert Curien (IPHC), Université de Strasbourg, CNRS-IN2P3, Strasbourg, France
¹⁰¹ University of Tokyo, Tokyo, Japan
¹⁰² Dipartimento di Fisica dell'Università and Sezione INFN, Trieste, Italy
¹⁰³ Sezione INFN, Trieste, Italy
¹⁰⁴ University of Tsukuba, Tsukuba, Japan
¹⁰⁵ Dipartimento di Fisica Sperimentale dell'Università and Sezione INFN, Turin, Italy
¹⁰⁶ Sezione INFN, Turin, Italy
¹⁰⁷ Institute for Subatomic Physics, Utrecht University, Utrecht, Netherlands
¹⁰⁸ Soltan Institute for Nuclear Studies, Warsaw, Poland
¹⁰⁹ Warsaw University of Technology, Warsaw, Poland
¹¹⁰ Purdue University, West Lafayette, IN, United States
¹¹¹ Zentrum für Technologietransfer und Telekommunikation (ZTT), Fachhochschule Worms, Worms, Germany
¹¹² Hua-Zhong Normal University, Wuhan, China
¹¹³ Yerevan Physics Institute, Yerevan, Armenia
¹¹⁴ Rudjer Bošković Institute, Zagreb, Croatia

Abstract. The pseudorapidity density and multiplicity distribution of charged particles produced in proton–proton collisions at the LHC, at a centre-of-mass energy $\sqrt{s} = 7$ TeV, were measured in the central pseudorapidity region $|\eta| < 1$. Comparisons are made with previous measurements at $\sqrt{s} = 0.9$ TeV and 2.36 TeV. At $\sqrt{s} = 7$ TeV, for events with at least one charged particle in $|\eta| < 1$, we obtain $dN_{\text{ch}}/d\eta = 6.01 \pm 0.01(\text{stat.})_{-0.12}^{+0.20}(\text{syst.})$. This corresponds to an increase of $57.6\% \pm 0.4\%(\text{stat.})_{-1.8}^{+3.6}\%(\text{syst.})$ relative to collisions at 0.9 TeV, significantly higher than calculations from commonly used models. The multiplicity distribution at 7 TeV is described fairly well by the negative binomial distribution.

Introduction

We present the pseudorapidity density and the multiplicity distribution for primary charged particles¹ from a sample of 3×10^5 proton–proton events at a centre-of-mass energy $\sqrt{s} = 7$ TeV collected with the ALICE detector [1] at the LHC [2], and compare them with our previous results at $\sqrt{s} = 0.9$ TeV and $\sqrt{s} = 2.36$ TeV [3, 4]. The present study is for the central pseudorapidity region $|\eta| < 1$.

In the previous measurements, the main contribution to systematic uncertainties came from the limited knowledge of cross sections and kinematics of diffractive processes. At 7 TeV, there is no experimental information available about these processes; therefore, we do not attempt to normalize our results to the classes of events used in our previous publications (inelastic events and non-single-diffractive events). Instead, we chose an event class requiring at least one charged particle in the pseudorapidity interval $|\eta| < 1$ ($\text{INEL} > 0_{|\eta| < 1}$), minimizing the model dependence of the corrections. We re-analyzed the data already published at 0.9 TeV and 2.36 TeV in order to normalize the results to this event class. These measurements have been compared to calculations with several commonly used models [5–10] which will allow a

better tuning to accurately simulate minimum-bias and underlying-event effects. Currently, the expectations for 7 TeV differ significantly from one another, both for the average multiplicity and for the multiplicity distribution (see e.g. [11]).

ALICE detector and data collection

The ALICE detector is described in [1]. This analysis uses data from the Silicon Pixel Detector (SPD) and the VZERO counters, as described in [3, 4]. The SPD detector comprises two cylindrical layers (radii 3.9 cm and 7.6 cm) surrounding the central beam pipe, and covers the pseudorapidity ranges $|\eta| < 2$ and $|\eta| < 1.4$, for the inner and outer layers, respectively. The two VZERO scintillator hodoscopes are placed on either side of the interaction region at $z = 3.3$ m and $z = -0.9$ m, covering the pseudorapidity regions $2.8 < \eta < 5.1$ and $-3.7 < \eta < -1.7$, respectively.

Data were collected at a magnetic field of 0.5 T. The typical bunch intensity for collisions at 7 TeV was 1.5×10^{10} protons resulting in a luminosity around $10^{27} \text{ cm}^{-2} \text{ s}^{-1}$. There was only one bunch per beam colliding at the ALICE interaction point. The probability that a recorded event contains more than one collision was estimated to be around 2×10^{-3} . A consistent value was measured by counting the events where more than one distinct vertex could be reconstructed. We checked that

¹ Primary particles are defined as prompt particles produced in the collision and all decay products, except products from weak decays of strange particles.

pileup events did not introduce a significant bias using a simulation.

The data at 0.9 TeV and 7 TeV were collected with a trigger requiring a hit in the SPD or in either one of the VZERO counters; i.e. essentially at least one charged particle anywhere in the 8 units of pseudorapidity. At 2.36 TeV, the VZERO detector was turned off; the trigger required at least one hit in the SPD ($|\eta| < 2$). The events were in coincidence with signals from two beam pick-up counters, one on each side of the interaction region, indicating the passage of proton bunches. Control triggers taken (with the exception of the 2.36 TeV data) for various combinations of beam and empty-beam buckets were used to measure beam-induced and accidental backgrounds. Most backgrounds were removed as described in [4]. The remaining background in the sample is of the order of 10^{-4} to 10^{-5} and can be neglected.

Event selection and analysis

The position of the interaction vertex was reconstructed by correlating hits in the two silicon-pixel layers. The vertex resolution achieved depends on the track multiplicity, and is typically 0.1–0.3 mm in the longitudinal (z) and 0.2–0.5 mm in the transverse direction.

The analysis is based on using hits in the two SPD layers to form short track segments, called tracklets. A tracklet is defined by a hit combination, one hit in the inner and one in the outer SPD layer, pointing to the reconstructed vertex. The tracklet algorithm is described in [3, 4].

Events used in the analysis were required to have a reconstructed vertex and at least one SPD tracklet with $|\eta| < 1$. We restrict the z -vertex range to $|z| < 5.5$ cm to ensure that the η -interval is entirely within the SPD acceptance. After this selection, 47 000, 35 000, and 240 000 events remain for analysis, at 0.9 TeV, 2.36 TeV, and 7 TeV, respectively. The selection efficiency was studied using two different Monte Carlo event generators, PYTHIA 6.4.21 [5, 6] tune Perugia-0 [9] and PHOJET [10], with detector simulation and reconstruction.

The number of primary charged particles is estimated by counting the number of SPD tracklets, corrected for:

- geometrical acceptance and detector and reconstruction efficiencies;
- contamination from weak-decay products of strange particles, gamma conversions, and secondary interactions;
- undetected particles below the 50 MeV/ c transverse-momentum cut-off, imposed by absorption in the material;
- combinatorial background in tracklet reconstruction.

The total number of collisions corresponding to our data is obtained from the number of events selected for the analysis, applying corrections for trigger and selection efficiencies. This leads to overall corrections of 7.8%, 7.2%, and 5.7% at 0.9 TeV, 2.36 TeV, and 7 TeV, respectively.

The multiplicity distributions were measured for $|\eta| < 1$ at each energy. For the 0.9 TeV and 2.36 TeV data we did not repeat the multiplicity-distribution analysis, we use the results from [4] while removing the zero-multiplicity bin. At 7 TeV, we used the same method as described in [4, 13] to correct the raw measured distributions for efficiency, acceptance, and other detector effects, which is based on unfolding using a detector response matrix from Monte Carlo simulations. The unfolding procedure applies χ^2 minimization with regularization [12]. Consistent results were found when changing the regularization term and the convergence criteria within reasonable limits, and when using a different unfolding method based on Bayes's theorem [14, 15].

Systematic uncertainties

Only events with at least one tracklet in $|\eta| < 1$ have been selected for analysis in order to reduce sensitivity to model-dependent corrections. However, a fraction of diffractive reactions also falls into this event category and influences the correction factors at low multiplicities. In order to evaluate this effect, we varied the fractions of single-diffractive and double-diffractive events produced by the event generators by $\pm 50\%$ of their nominal values at 7 TeV, and for the other energies we used the variations described in [4]. The resulting contributions to the systematic uncertainties are estimated to be 0.5%, 0.3%, and 1% for the data at 0.9 TeV, 2.36 TeV, and 7 TeV, respectively. For the same reason, the event selection efficiency is sensitive to the differences between models used to calculate this correction. Therefore, we used the two models which have the largest difference in their multiplicity distributions at very low multiplicities (see below): PYTHIA tune Perugia-0 and PHOJET. The first one was used to calculate the central values for all our results, and the second for asymmetric systematic uncertainties. The values obtained for this contribution are +0.8%, +1.5%, and +2.8% for the three energies considered.

Other sources of systematic uncertainties, e.g. the particle composition, the p_T spectrum and the detector efficiency, are described in [4], and their contributions were estimated in the same way. As a consequence of the smaller uncertainties on the event selection corrections the total systematic uncertainties are significantly smaller than in our previous analyses, which use as normalization inelastic and non-single-diffractive collisions. Many of the systematic uncertainties cancel when the ratios between the different energies are calculated, in particular the dominating ones, such as the detector efficiency and the event generator dependence. The systematic uncertainty related to diffractive cross sections was assumed to be uncorrelated between energies.

Results

The pseudorapidity density of primary charged particles in the central pseudorapidity region $|\eta| < 1$ are presented

Table 1. Charged-particle pseudorapidity densities at central pseudorapidity ($|\eta| < 1$), for inelastic collisions having at least one charged particle in the same region ($\text{INEL} > 0_{|\eta| < 1}$), at three centre-of-mass energies. For ALICE, the first uncertainty is statistical and the second is systematic. The relative increases between the 0.9 TeV and 2.36 TeV data, and between the 0.9 TeV and 7 TeV data, are given in percentages. The experimental measurements are compared to the predictions from models. For PYTHIA the tune versions are given in parentheses. The correspondence is as follows: D6T tune (109), ATLAS-CSC tune (306), and Perugia-0 tune (320).

Energy (TeV)	ALICE	PYTHIA [5, 6]			PHOJET [10]
		(109) [7]	(306) [8]	(320) [9]	
Charged-particle pseudorapidity density					
0.9	$3.81 \pm 0.01^{+0.07}_{-0.07}$	3.05	3.92	3.18	3.73
2.36	$4.70 \pm 0.01^{+0.11}_{-0.08}$	3.58	4.61	3.72	4.31
7	$6.01 \pm 0.01^{+0.20}_{-0.12}$	4.37	5.78	4.55	4.98
Relative increase (%)					
0.9–2.36	$23.3 \pm 0.4^{+1.1}_{-0.7}$	17.3	17.6	17.3	15.4
0.9–7	$57.6 \pm 0.4^{+3.6}_{-1.8}$	43.0	47.6	43.3	33.4

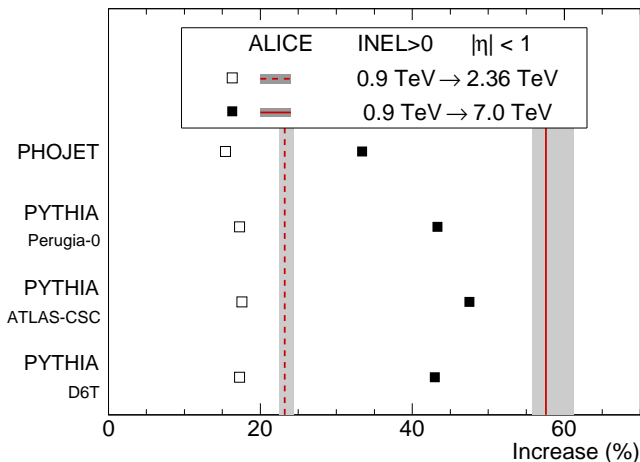


Fig. 1. Relative increase of the charged-particle pseudorapidity density, for inelastic collisions having at least one charged particle in $|\eta| < 1$, between $\sqrt{s} = 0.9$ TeV and 2.36 TeV (open squares) and between $\sqrt{s} = 0.9$ TeV and 7 TeV (full squares), for various models. Corresponding ALICE measurements are shown with vertical dashed and solid lines; the width of shaded bands correspond to the statistical and systematic uncertainties added in quadrature.

in Table 1 and compared to models. The measured values are higher than those from the models considered, except for PYTHIA tune ATLAS-CSC for the 0.9 TeV and 2.36 TeV data, and PHOJET for the 0.9 TeV data, which are consistent with the data. At 7 TeV, the data are significantly higher than the values from the models considered, with the exception of PYTHIA tune ATLAS-CSC, for which the data are only two standard deviations higher. We have also studied the relative increase of pseudorapidity densities of charged particles (Table 1) between the measurement at 0.9 TeV and the measurements at 2.36 TeV and 7 TeV. We observe an increase

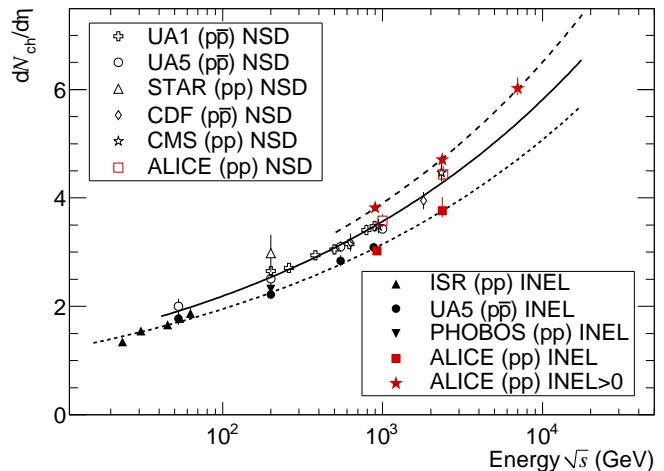


Fig. 2. Charged-particle pseudorapidity density in the central pseudorapidity region $|\eta| < 0.5$ for inelastic and non-single-diffractive collisions [4, 16–25], and in $|\eta| < 1$ for inelastic collisions with at least one charged particle in that region ($\text{INEL} > 0_{|\eta| < 1}$), as a function of the centre-of-mass energy. The lines indicate the fit using a power-law dependence on energy. Note that data points at the same energy have been slightly shifted horizontally for visibility.

of $57.6\% \pm 0.4\%(\text{stat.})^{+3.6\%}_{-1.8\%}(\text{syst.})$ between the 0.9 TeV and 7 TeV data, compared with an increase of 47.6% obtained from the closest model, PYTHIA tune ATLAS-CSC (Fig. 1). The 7 TeV data confirm the observation made in [4, 16] that the measured multiplicity density increases with increasing energy significantly faster than in any of the models considered.

In Fig. 2, we compare the centre-of-mass energy dependence of the pseudorapidity density of charged particles for the $\text{INEL} > 0_{|\eta| < 1}$ class to the evolution for other event classes (inelastic and non-single-diffractive events), which have been measured at lower energies. Note that

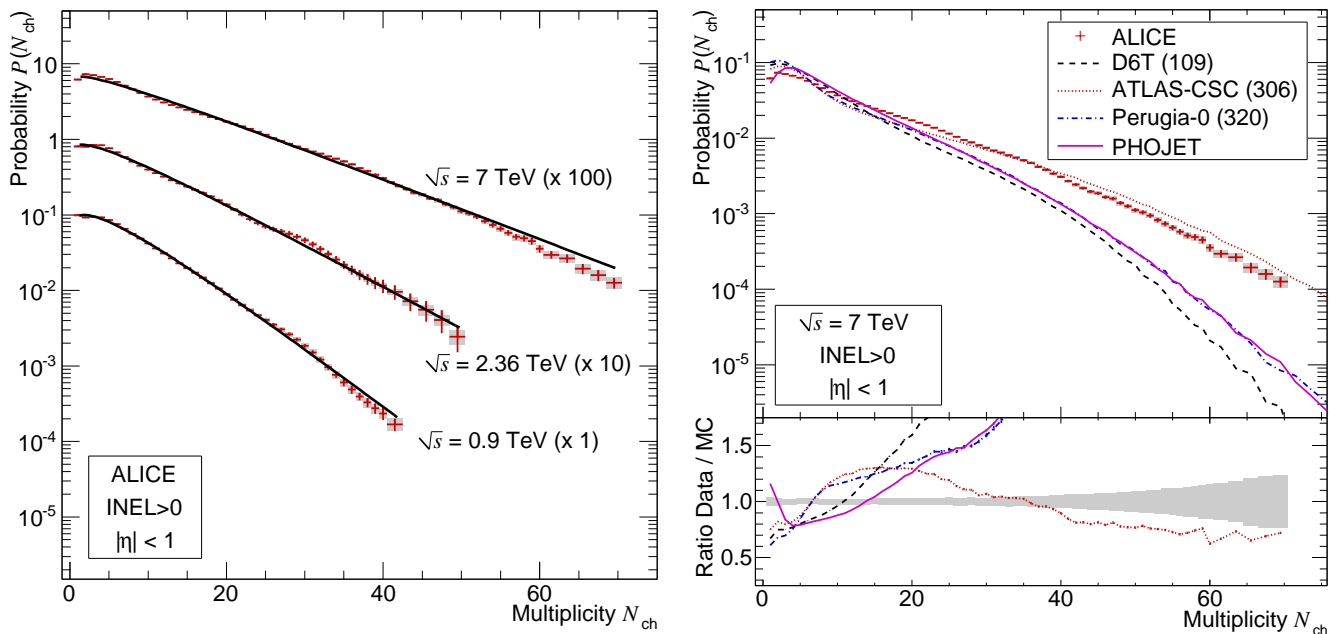


Fig. 3. Measured multiplicity distributions in $|\eta| < 1$ for the $\text{INEL}>0_{|\eta|<1}$ event class. The error bars for data points represent statistical uncertainties, the shaded areas represent systematic uncertainties. Left: The data at the three energies are shown with the NBD fits (lines). Note that for the 2.36 TeV and 7 TeV data the distributions have been scaled for clarity by the factors indicated. Right: The data at 7 TeV are compared to models: PHOJET (solid line), PYTHIA tunes D6T (dashed line), ATLAS-CSC (dotted line) and Perugia-0 (dash-dotted line). In the lower part, the ratios between the measured values and model calculations are shown with the same convention. The shaded area represents the combined statistical and systematic uncertainties.

$\text{INEL}>0_{|\eta|<1}$ values are higher than inelastic and non-single-diffractive values, as expected, because events with no charged particles in $|\eta| < 1$ are removed.

The increase in multiplicity from 0.9 TeV to 2.36 TeV and 7 TeV was studied by measuring the multiplicity distributions for the event class, $\text{INEL}>0_{|\eta|<1}$ (Fig. 3 left). Small wavy fluctuations are seen at multiplicities above 25. While visually they may appear to be significant, one should note that the errors in the deconvoluted distribution are correlated over a range comparable to the multiplicity resolution and the uncertainty bands should be seen as one-standard-deviation envelopes of the deconvoluted distributions (see also [4]). The unfolded distributions at 0.9 TeV and 2.36 TeV are described well by the Negative Binomial Distribution (NBD). At 7 TeV, the NBD fit slightly underestimates the data at low multiplicities ($N_{\text{ch}} < 5$) and slightly overestimates the data at high multiplicities ($N_{\text{ch}} > 55$).

A comparison of the 7 TeV data with models (Fig. 3 right) shows that only the PYTHIA tune ATLAS-CSC is close to the data at high multiplicities ($N_{\text{ch}} > 25$). However, it does not reproduce the data in the intermediate multiplicity region ($8 < N_{\text{ch}} < 25$). At low multiplicities, ($N_{\text{ch}} < 5$), there is a large spread of values between different models: PHOJET is the lowest and PYTHIA tune Perugia-0 the highest.

Conclusion

We have presented measurements of the pseudorapidity density and multiplicity distributions of primary charged particles produced in proton–proton collisions at the LHC, at a centre-of-mass energy $\sqrt{s} = 7$ TeV. The measured value of the pseudorapidity density at this energy is significantly higher than that obtained from current models, except for PYTHIA tune ATLAS-CSC. The increase of the pseudorapidity density with increasing centre-of-mass energies is significantly higher than that obtained with any of the used models and tunes.

The shape of our measured multiplicity distribution is not reproduced by any of the event generators considered. The discrepancy does not appear to be concentrated in a single region of the distribution, and varies with the model.

Acknowledgements

The ALICE collaboration would like to thank all its engineers and technicians for their invaluable contributions to the construction of the experiment and the CERN accelerator teams for the outstanding performance of the LHC complex.

The ALICE collaboration acknowledges the following funding agencies for their support in building and running the ALICE detector:

- Calouste Gulbenkian Foundation from Lisbon and Swiss Fonds Kidagan, Armenia;

- Conselho Nacional de Desenvolvimento Científico e Tecnológico (CNPq), Financiadora de Estudos e Projetos (FINEP), Fundação de Amparo à Pesquisa do Estado de São Paulo (FAPESP);
 - National Natural Science Foundation of China (NSFC), the Chinese Ministry of Education (CMOE) and the Ministry of Science and Technology of China (MSTC);
 - Ministry of Education and Youth of the Czech Republic;
 - Danish Natural Science Research Council, the Carlsberg Foundation and the Danish National Research Foundation;
 - The European Research Council under the European Community’s Seventh Framework Programme;
 - Helsinki Institute of Physics and the Academy of Finland;
 - French CNRS-IN2P3, the ‘Region Pays de Loire’, ‘Region Alsace’, ‘Region Auvergne’ and CEA, France;
 - German BMBF and the Helmholtz Association;
 - Hungarian OTKA and National Office for Research and Technology (NKTH);
 - Department of Atomic Energy and Department of Science and Technology of the Government of India;
 - Istituto Nazionale di Fisica Nucleare (INFN) of Italy;
 - MEXT Grant-in-Aid for Specially Promoted Research, Japan;
 - Joint Institute for Nuclear Research, Dubna;
 - Korea Foundation for International Cooperation of Science and Technology (KICOS);
 - CONACYT, DGAPA, México, ALFA-EC and the HELEN Program (High-Energy physics Latin-American–European Network);
 - Stichting voor Fundamenteel Onderzoek der Materie (FOM) and the Nederlandse Organisatie voor Wetenschappelijk Onderzoek (NWO), Netherlands;
 - Research Council of Norway (NFR);
 - Polish Ministry of Science and Higher Education;
 - National Authority for Scientific Research - NASR (Autontatea Nationala pentru Cercetare Stiintifica - ANCS);
 - Federal Agency of Science of the Ministry of Education and Science of Russian Federation, International Science and Technology Center, Russian Academy of Sciences, Russian Federal Agency of Atomic Energy, Russian Federal Agency for Science and Innovations and CERN-INTAS;
 - Ministry of Education of Slovakia;
 - CIEMAT, EELA, Ministerio de Educación y Ciencia of Spain, Xunta de Galicia (Consellería de Educación), CEADEN, Cubaenergía, Cuba, and IAEA (International Atomic Energy Agency);
 - Swedish Research Council (VR) and Knut & Alice Wallenberg Foundation (KAW);
 - Ukraine Ministry of Education and Science;
 - United Kingdom Science and Technology Facilities Council (STFC);
 - The United States Department of Energy, the United States National Science Foundation, the State of Texas, and the State of Ohio.
4. ALICE Collaboration, K. Aamodt et al., submitted to Eur. Phys. J. C, arXiv:1004.3034[hep-ex] (2010)
 5. T. Sjöstrand, Comput. Phys. Commun. **82**, 74 (1994)
 6. T. Sjöstrand, S. Mrenna, P. Skands, J. High Energy Phys. **2006**, 05 026 (2006)
 7. M.G. Albrow et al. (Tev4LHC QCD Working Group), arXiv:hep-ph/0610012 (2006), D6T (109) tune
 8. A. Moraes (ATLAS Collaboration), ATLAS Note ATLCOM-PHYS-2009-119 (2009), ATLAS CSC (306) tune
 9. P.Z. Skands, *Multi-Parton Interaction Workshop*, Perugia, Italy, 28-31 Oct. 2008, arXiv:0905.3418[hep-ph] (2009), Perugia-0 (320) tune
 10. R. Engel, J. Ranft, S. Roesler, Phys. Rev. D **52**, 1459 (1995)
 11. J.F. Grosse-Oetringhaus and K. Reygers, to be published in J. Phys. G, arXiv:0912.0023[hep-ex] (2009)
 12. V. Blobel, in *8th CERN School of Comp. – CSC’84*, Aiguablava, Spain, 9–22 Sep. 1984, CERN-85-09, 88, (1985)
 13. J.F. Grosse-Oetringhaus, PhD thesis, University of Münster, Germany, CERN-THESIS-2009-033 (2009)
 14. G. D’Agostini, Nucl. Instrum. Meth. A **362**, 487 (1995)
 15. G. D’Agostini, CERN Report CERN-99-03 (1999)
 16. CMS Collaboration, V. Khachatryan et al., JHEP **2010** 02 041 (2010)
 17. UA5 Collaboration, G.J. Alner et al., Z. Phys. C **33**, 1 (1986)
 18. W. Thome et al., Nucl. Phys. B **129**, 365 (1977)
 19. UA5 Collaboration, K. Alpgård et al., Phys. Lett. B **112**, 183 (1982)
 20. M. Ambrosio et al., AIP Conference Proceedings **85**, 602 (1982)
 21. PHOBOS Collaboration, R. Noucier et al., J. Phys. G **30**, S1133 (2004)
 22. STAR Collaboration, B.I. Abelev et al., Phys. Rev. C **79**, 034909 (2009)
 23. UA5 Collaboration, G.J. Alner et al., Phys. Rep. **154**, 247 (1987)
 24. UA1 Collaboration, C. Albajar et al., Nucl. Phys. B **335**, 261 (1990)
 25. CDF Collaboration, F. Abe et al., Phys. Rev. D **41**, 2330, (1990)

References

1. ALICE Collaboration, K. Aamodt et al., J. Instrum **3**, S08002 (2008)
2. L. Evans, P. Bryant (editors), J. Instrum. **3**, S08001 (2008)
3. ALICE Collaboration, K. Aamodt et al., Eur. Phys. J. C **65**, 111 (2010)